

**MWH
Geo-Surveys,
Inc.**

**Logistical Summary
Cayenne Chili Grid, Genoa Township, Ontario**

for VENCAN Gold Corporation

MWH Geo-Surveys Ltd.
September 2006

Beginning July 12 and concluding August 5, 2006, MWH Geo-Surveys Ltd. carried out a gravity survey on the Cayenne Chili Grid in Genoa Township, Ontario at the request of VENCAN Gold Corporation. Positional surveying for the gravity survey was done by a Global Positioning System survey as well as optical survey methods.

OPERATIONS and SCHEDULING:

Survey Personnel: The personnel involved on this project were:

Kevin MacNabb	Processing
Kaolin Pickett	Gravity / Optical surveying
Graham Kraft	Gravity / Optical surveying
Mike Kozlowski	Gravity surveyor
Andrew Kiraly	Gravity surveyor
Kevin Gerard	Survey Assistant
Nick Anderson	Survey Assistant

The following is the project timeline:

- ◆ Mobilization: July 12
- ◆ Survey Production starts: July 13
- ◆ Weather Days: July 18, 24, 26
- ◆ Survey Production completed: August 4
- ◆ Demobilization: August 5

A total of 1809 unique stations and 110 repeats were collected during 21 production days.

GRAVITY & GPS FIELD PROCEDURES:

Gravity Instrumentation and Field Procedures: The gravity meters used on this project were LaCoste & Romberg Aliod 100X gravity meters, serial #332, 442 & 689. These meters are electronically nulled, are equipped with highly accurate electronic levels and feature one micro-gal resolution. Data is sent via a Bluetooth wireless link to a handheld PDA running proprietary 'GControl' gravity data logging software.



GControl collects a gravity reading sample every 2 seconds and by subsequently averaging the collected samples mitigates the effects of high frequency noise caused by wind and/or soft, swampy ground.

All gravity readings were taken within loops to and from a temporary gravity base established at the Cayenne campsite. This temporary base was tied to the Canadian Gravity Standard Network base at the Timmins airport terminal (value: 980,827.710). One Hundred Ten gravity stations were repeated with the standard deviation of repeatability of 0.024 milligals.

GPS and Optical Survey Instrumentation and Field Procedure: Three Thales dual frequency RTK GPS receivers were used on this project (models: Z Max). Prior to the beginning of the survey a static GPS tie was made to Canadian Base Network (NAD83CSRS) # 963015 located Northwest of Timmins (photo below). This tie established the coordinates for our local base established on the grid site. The “963015” control point is located at:

Pt. ID	Easting	Northing	Latitude	Longitude	Elevation	Height
963015	460128.66	5374569.56	48°31'22.6908"N	081°32'23.9336"W	325.354	288.250



Once the position of our temporary base site had been determined a Real-Time Kinematic (RTK) GPS survey was conducted. Wherever possible, the RTK GPS equipment was used to survey the gravity sites. In areas where forest canopy obscured satellite view and therefore

prevented the use of GPS, an optical survey was used for vertical positioning. Two survey crews were used each using a Sokkisha SET2 total station instruments for the optical surveying.

DATA REDUCTION and INTEGRITY:

GPS Processing: All post processing and network adjustments were carried out using Trimble Total Control version 2.73. Static GPS data was processed using the most current NGS ant_info.003 antenna models. Orthometric elevations were derived from geoidal heights using the Canada HT01 geoid model. All processed vectors were analyzed and adjusted by least squares using the adjustment module in TTC. Final GPS positions were exported in NAD83 geographic and UTM Zone 17 coordinates and subsequently used in the bouguer gravity calculations.

RTK GPS was controlled via FastSurvey running on Allegro CE controllers. Only fixed GPS solutions were used with 99.9% ambiguity fixing parameter. RTK positions were repeatable to better than 1 cm. horizontal and vertical. GPS parameters were mask angle set at 10 degrees; .03m accuracy threshold for RTK and 2 second epochs for static positions. RTK positions were uploaded to GNSS Studio for export and use in gravity processing.

Gravity: The L&R Aliod 100X meter converts to milligals internally. Additional corrections were made for earth tides, drift between base ties and an adjustment to the defined base value. The results from these calculations are listed as Observed Gravity. The Observed Gravity values were corrected to Bouguer Gravity using survey positions provided from the GPS processing and the following formula:

$$g_B = g_{obs} - \gamma + (.3086 \times h) - (.04193\rho \times h) + dg_T$$

where:

g_B = Bouguer Gravity

g_{obs} = Observed Gravity

γ = Theoretical Gravity

dg_T = Terrain correction

h = Station elevation metres

ρ = Density gm/cc

There are several theoretical gravity formulae available. We have used the most recently published formula (1998) from The United States National Imagery and Mapping Agency (NIMA). According to this new formula, the theoretical gravity (γ) obtained from the gravity field of the WGS84 reference ellipsoid is

$$\gamma = (978032.53359) \left(\frac{1 + 0.00193185265241 \sin^2(\phi)}{\sqrt{1 - 0.00669437999014 \sin^2(\phi)}} \right) \text{ milligals}$$

where (ϕ) is the geodetic latitude. Using this formula requires a small Atmospheric Gravity Correction (δ) because the WGS84 Earth's gravitational constant includes the mass of the atmosphere. This correction is given by

$$\delta = 0.87e^{-0.118 \left[\left(\frac{h}{1000} \right)^{1.047} \right]}$$

where h is the elevation with respect to sea level.

Bouguer gravity data was calculated using densities of 2.3, 2.5 and 2.67 gm/cc.

Terrain Corrections: The near zone terrain corrections, from 1 to 175 meters, were determined from a 10 meter digital elevation model created using the surveyed gravity station positions.

Outer terrain corrections from 175 to 1000 meters were calculated from a 65 meter DEM created from Shuttle Radar Topographic Mission (SRTM) seamless topographic data from the USGS.

RasterTC, a program specifically designed to calculate accurate near-station terrain corrections was used to calculate terrain corrections. RasterTC was developed by Allen Cogbill; see *Geophysics* (Cogbill, 1990). In all cases the terrain correction value is scaled from the listed value at 2.0 gm/cc to match the computed bouguer density.

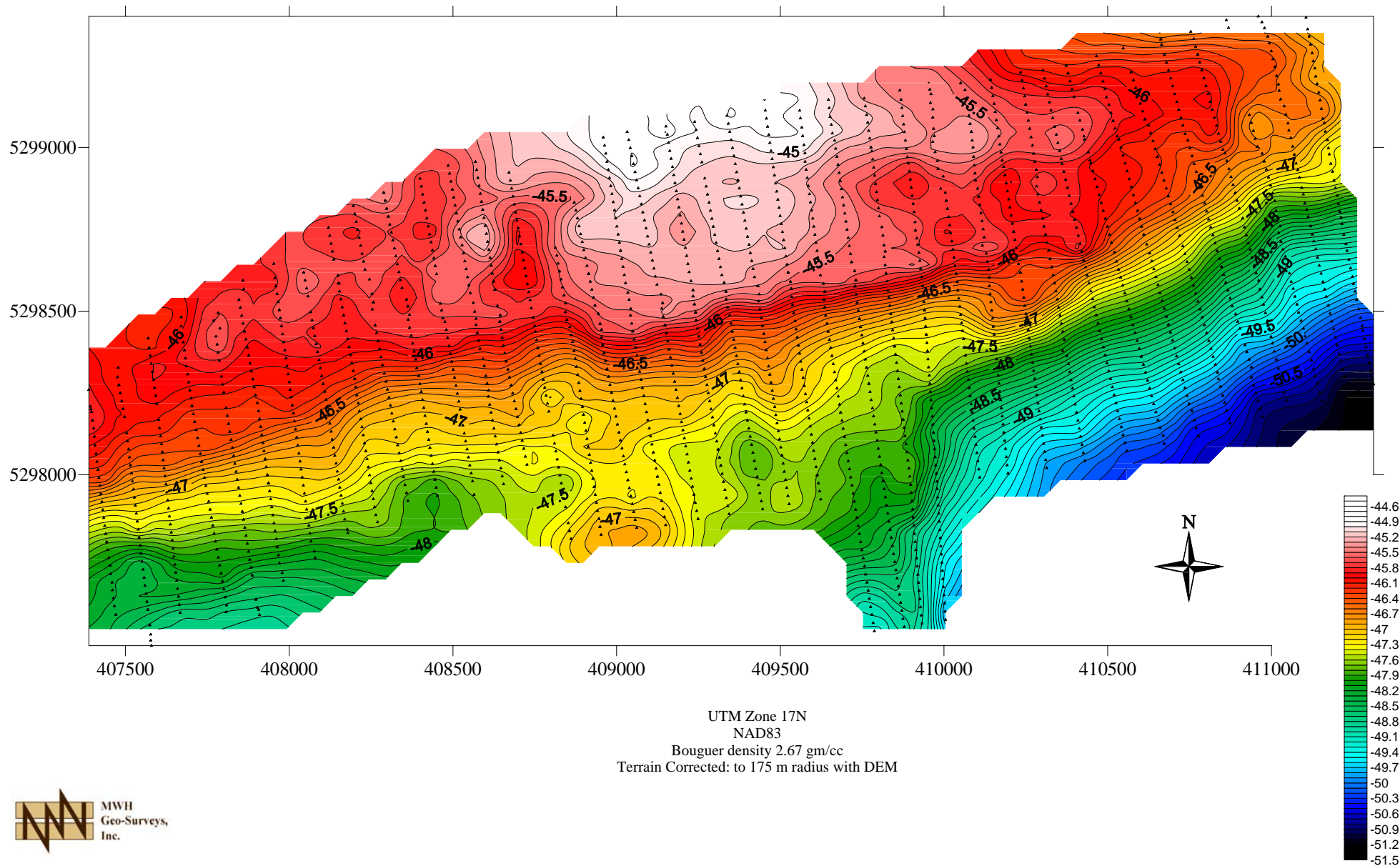
DATA PRESENTATION:

Plan maps depicting the bouguer and residual gravity are attached to this report. An Excel file containing the principle facts has been submitted; a hard copy of the data file is appended to this report.

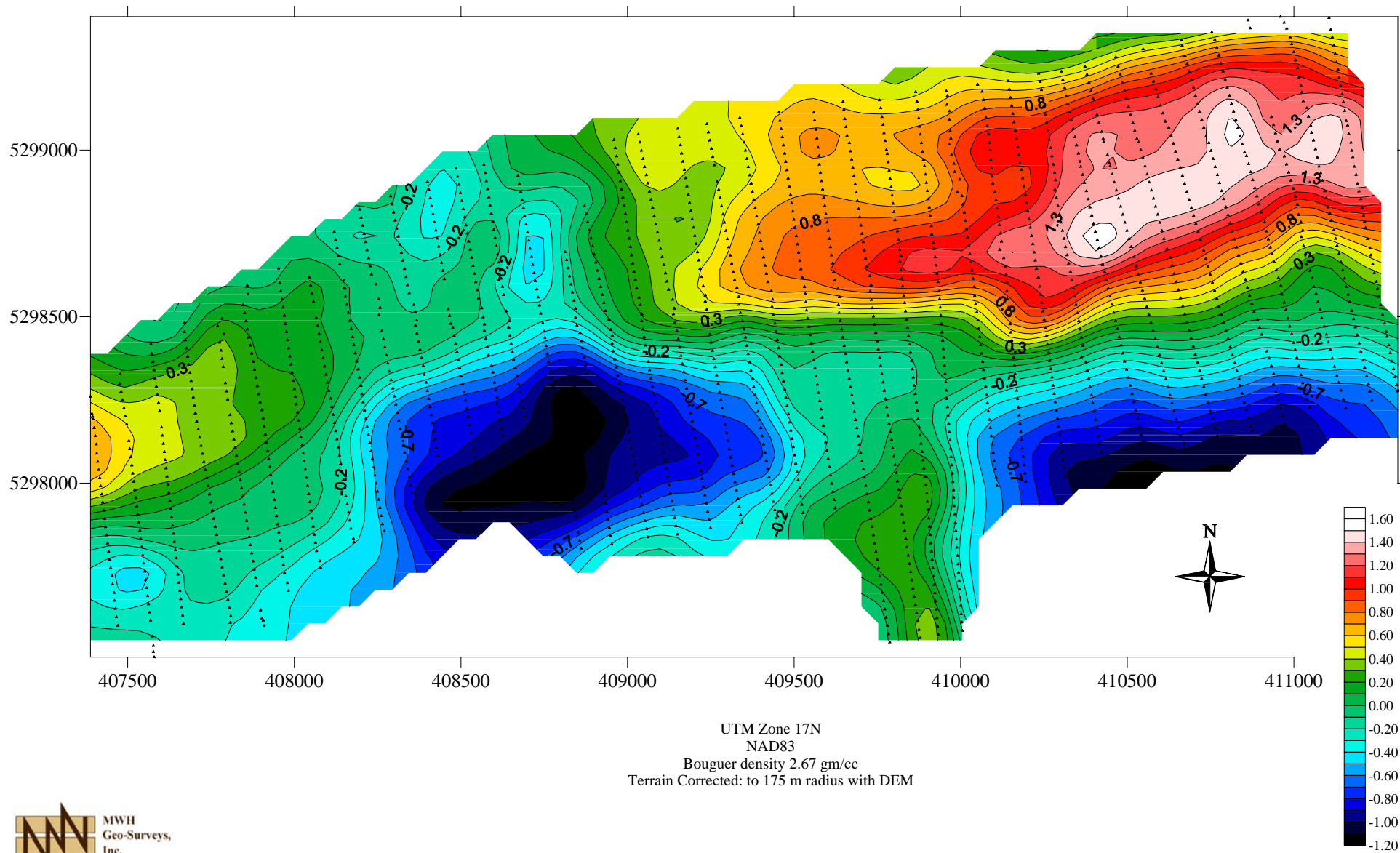
Appendix I

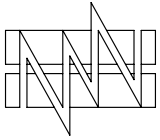
- ✓ Bouguer Contour Map
- ✓ Residual Gravity Map
- ✓ Summary Data Listing
- ✓ Equipment Specifications
- ✓ Survey Control Information

Bouguer Gravity, Cayenne - Chili Grid, Genoa Twp, Ontario VENCAN Gold Corp.



Residual Gravity, Cayenne - Chili Grid, Genoa Twp, Ontario VENCAN Gold Corp.





MWH
Geo-Surveys,
Inc.

Gravity Survey at Cayenne Chill Grid, Genoa Twp, Ontario
for VENCAN

Boug density #1: 2.30 unique stations: 1809
Boug density #2: 2.50 repeats: 110
Boug density #3: 2.67 stdev of repeats: 0.024

Line	Station	Date	Time Local	Meter	TC-Alloid	H.I.	Tide	StatG	G Observed	TC@2.0 gm/cc 0 - 175 m 175 - 1km	Total TerrC	NIMA 1998 Theoretical	Othometric Elevation	UTM17 Northing	NAD83 Easting	BG @2.30	BG @2.50	BG @2.67
5100	-600	2006/07/28	12:07:58	332	5.748	0.570	0.004	3539.820	980752.184	0.000	0.004	980875.93	383.26	5297572.5	407470.5	-42.43	-45.64	-48.38
5100	-575	2006/07/28	12:01:36	332	5.808	0.770	0.001	3539.941	980752.305	0.000	0.004	980875.99	383.29	5297598.8	407466.2	-42.36	-45.58	-48.31
5100	-550	2006/07/28	11:53:30	332	5.790	0.550	-0.003	3539.856	980752.220	0.001	0.004	980876.01	383.75	5297623.3	407463.3	-42.37	-45.58	-48.32
5100	-525	2006/07/28	11:46:07	332	6.083	0.450	-0.006	3540.118	980752.482	0.001	0.004	980876.03	382.91	5297647.8	407460.3	-42.31	-45.52	-48.24
5100	-500	2006/07/28	11:39:53	332	6.105	0.440	-0.010	3540.137	980752.501	0.001	0.004	980876.01	382.58	5297670.9	407459.3	-42.34	-45.54	-48.27
5100	-475	2006/07/28	11:30:28	332	6.109	0.400	-0.014	3540.129	980752.493	0.001	0.004	980876.07	382.82	5297696.9	407454.4	-42.35	-45.56	-48.29
5100	-450	2006/07/28	11:21:17	332	6.245	0.560	-0.018	3540.314	980752.678	0.003	0.004	980876.05	382.86	5297722.7	407453.2	-42.14	-45.35	-48.08
5100	-425	2006/07/28	11:05:06	332	6.341	0.680	-0.025	3540.448	980752.812	0.008	0.012	980876.11	382.92	5297745.9	407448.5	-42.03	-45.24	-47.97
5100	-400	2006/07/28	10:49:58	332	5.758	0.700	-0.032	3539.870	980752.235	0.008	0.002	980876.13	385.97	5297770.4	407445.5	-42.00	-45.23	-47.98
5100	-375	2006/07/28	10:45:52	332	6.292	0.710	-0.034	3540.407	980752.772	0.006	0.011	980876.15	384.68	5297794.9	407442.6	-41.74	-44.97	-47.71
5100	-350	2006/07/28	10:40:28	332	6.398	0.680	-0.036	3540.504	980752.869	0.013	0.012	980876.17	384.98	5297819.5	407439.6	-41.59	-44.82	-47.56
5100	-325	2006/07/28	10:35:04	332	5.751	0.770	-0.038	3539.885	980752.250	0.012	0.002	980876.19	388.73	5297844.0	407436.7	-41.45	-44.71	-47.48
5100	-300	2006/07/28	10:28:56	332	6.013	0.660	-0.040	3540.113	980752.477	0.005	0.004	980876.21	388.37	5297868.5	407433.7	-41.32	-44.58	-47.35
5100	-275	2006/07/28	10:17:07	332	6.484	0.610	-0.044	3540.569	980752.934	0.004	0.013	980876.23	387.11	5297893.0	407430.8	-41.15	-44.39	-47.15
5100	-250	2006/07/28	10:11:14	332	6.735	0.560	-0.046	3540.804	980753.169	0.005	0.013	980876.25	386.64	5297917.5	407427.8	-41.03	-44.27	-47.02
5100	-225	2006/07/28	10:05:43	332	6.927	0.730	-0.048	3541.049	980753.414	0.004	0.013	980876.27	387.00	5297942.0	407424.9	-40.73	-43.97	-46.73
5100	-200	2006/07/28	09:58:20	332	7.127	0.730	-0.050	3541.248	980753.613	0.008	0.013	980876.29	387.61	5297966.6	407421.9	-40.41	-43.66	-46.42
5100	-175	2006/07/28	09:52:35	332	8.169	0.680	-0.052	3542.275	980754.640	0.026	0.015	980876.31	383.62	5297991.1	407419.0	-40.23	-43.45	-46.18
5100	-150	2006/07/28	09:48:02	332	7.766	0.730	-0.053	3541.888	980754.253	0.008	0.013	980876.33	386.15	5298015.6	407416.0	-40.13	-43.36	-46.11
5100	-125	2006/07/28	09:43:07	332	7.664	0.590	-0.054	3541.742	980754.107	0.005	0.013	980876.35	386.81	5298040.1	407413.1	-40.15	-43.40	-46.15
5100	-100	2006/07/28	09:37:42	332	7.568	0.730	-0.056	3541.690	980754.055	0.007	0.012	980876.37	387.45	5298064.6	407410.1	-40.09	-43.34	-46.10
5100	-75	2006/07/28	09:32:06	332	7.127	0.650	-0.057	3541.224	980753.589	0.011	0.012	980876.39	390.44	5298089.1	407407.2	-39.94	-43.21	-45.99
5100	-50	2006/07/28	09:27:30	332	7.076	0.720	-0.058	3541.194	980753.559	0.008	0.012	980876.37	390.99	5298116.7	407405.7	-39.84	-43.11	-45.90
5100	-25	2006/07/28	09:21:10	332	7.150	0.700	-0.059	3541.263	980753.628	0.009	0.012	980876.39	391.13	5298141.9	407402.8	-39.76	-43.04	-45.82
5100	0	2006/07/28	09:12:48	689	0.883	0.570	-0.061	4271.651	980753.779	0.011	0.014	980876.41	390.45	5298165.9	407399.3	-39.77	-43.04	-45.82
5100	0	2006/07/28	09:12:20	332	7.346	0.570	-0.061	3541.418	980753.784	0.011	0.014	980876.41	390.45	5298165.9	407399.3	-39.76	-43.03	-45.81
5100	25	2006/07/28	09:18:50	689	0.773	0.680	-0.060	4271.575	980753.704	0.039	0.015	980876.43	390.83	5298192.0	407396.2	-39.75	-43.02	-45.80
5100	50	2006/07/28	09:22:57	689	1.296	0.720	-0.059	4272.110	980754.239	0.038	0.016	980876.48	388.25	5298200.4	407394.5	-39.80	-43.06	-45.82
5100	75	2006/07/28	09:29:19	689	1.888	0.620	-0.058	4272.672	980754.802	0.029	0.017	980876.48	385.39	5298208.7	407392.9	-39.87	-43.09	-45.84
5100	100	2006/07/28	09:34:45	689	2.544	0.550	-0.057	4273.306	980755.436	0.071	0.021	980876.49	381.85	5298260.2	407388.2	-39.93	-43.12	-45.83
5200	-700	2006/07/28	12:48:07	332	5.302	0.600	0.023	3539.384	980751.747	0.002	0.010	980875.86	384.41	5297477.9	407579.7	-42.54	-45.76	-48.50
5200	-675	2006/07/28	12:53:25	332	5.359	0.530	0.025	3539.418	980751.782	0.001	0.011	980875.87	383.50	5297493.9	407577.1	-42.71	-45.92	-48.66
5200	-650	2006/07/28	13:03:11	332	5.440	0.550	0.029	3539.506	980751.869	0.002	0.012	980875.89	383.16	5297512.1	407577.1	-42.71	-45.92	-48.65
5200	-625	2006/08/04	12:45:54	689	-1.653	0.070	0.056	4268.961	980751.590	0.001	0.012	980875.91	384.53	5297540.4	407574.5	-42.72	-45.94	-48.68
5200	-600	2006/08/04	12:22:37	689	-1.324	0.070	0.066	4269.290	980751.920	0.001	0.014	980875.98	384.66	5297587.8	407568.5	-42.44	-45.66	-48.40
5200	-575	2006/08/04	12:16:21	689	-1.370	0.070	0.068	4269.244	980751.875	0.005	0.013	980876.00	385.73	5297612.3	407565.6	-42.27	-45.50	-48.25
5200	-550	2006/08/04	12:10:53	689	-0.858	0.070	0.070	4269.756	980752.387	0.004	0.014	980876.02	383.33	5297636.9	407562.6	-42.29	-45.50	-48.23
5200	-525	2006/08/04	12:00:35	689	-0.943	0.070	0.074	4269.671	980752.303	0.003	0.012	980876.04	383.35	5297661.4	407559.7	-42.39	-45.60	-48.34
5200	-500	2006/08/04	11:49:14	689	-1.102	0.070	0.077	4269.512	980752.145	0.003	0.011	980876.06	384.15	5297685.9	407556.7	-42.40	-45.62	-48.36
5200	-475	2006/08/04	11:39:30	689	-0.980	0.070	0.080	4269.634	980752.266	0.006	0.012	980876.08	383.62	5297710.4	407553.8	-42.41	-45.62	-48.35
5200	-450	2006/08/04	11:33:47	689	-0.964	0.090	0.082	4269.656	980752.289	0.011	0.014	980876.10	383.42	5297734.9	407550.8	-42.44	-45.65	-48.38
5200	-425	2006/08/04	11:25:44	689	-0.716	0.050	0.084	4269.892	980752.525	0.023	0.017	980876.12	383.48	5297759.4	407547.9	-42.19	-45.40	-48.13
5200	-400	2006/08/04	11:15:23	689	-0.933	0.050	0.086	4269.675	980752.309	0.024	0.019	980876.14	385.99	5297784.0	407544.9	-41.89	-45.12	-47.87
5200	-375	2006/08/04	11:06:13	689	-1.599	0.050	0.088	4269.009	980751.643	0.023	0.020	980876.16	390.30	5297808.5	407542.0	-41.66	-44.93	-47.71
5200	-350	2006/08/04	10:57:10	689	-1.310	0.050	0.090	4269.298	980751.933	0.012	0.020	980876.18	390.75	5297833.0	407539.0	-41.31	-44.58	-47.37
5200	-325	2006/08/04	10:43:37	689	-1.192	0.050	0.092	4269.416	980752.052	0.008	0.020	980876.20	390.28	5297857.5	407536.1	-41.32	-44.59	-47.37
5200	-325	2006/07/28	12:13:32	689	-0.898	0.700	0.007	4269.910	980752.060	0.008	0.020	980876.20	390.28	5297857.5	407536.1	-41.31	-44.58	-47.36
5200	-300	2006/07/28	11:53:22	689	-0.753	0.740	-0.003	4270.068	980752.215	0.008	0.020	980876.22	390.47	5297882.0	407533.1	-41.13	-44.40	-47.18
5200	-275	2006/07/28	11:43:59	689	-0.637	0.620	-0.008	4270.147	980752.293	0.010	0.020	980876.24	390.39	5297906.6	407530.2	-41.09	-44.36	-47.14
5200	-250	2006/07/28	11:40:03	689	-0.560	0.730	-0.009	4270.258	980752.403	0.012	0.019	980876.26	390.73	5297931.1	407527.2	-40.92	-44.20	-46.98
5200	-225	2006/07/28	11:36:05	689	-0.448	0.580	-0.011	4270.323	980752.468	0.015	0.017	980876.28	391.06	5297955.6	407524.3	-40.81	-44.08	-46.87
5200	-200	2006/07/28	11:31:57	689	-0.814	0.690	-0.013	4269.992	980752.136	0.017	0.016	980876.30	393.27	5297980.1	407521.3	-40.69	-43.98	-46.78
5200	-175	2006/07/28	11:28:07	689	-0.681	0.760	-0.015	4270.146	980752.290	0.018	0.015	980876.32	393.64	5298004.6	407518.4	-40.48	-43.78	-46.58
5200	-150	2006/07/28	11:23:44	689	-0.172	0.770	-0.017	4270.658	980752.802	0.016	0.016	980876.34	392.06	5298029.1	407515.4	-40.32	-43.61	-46.40
5200	-125	2006/07/28	11:17:47	689	0.156	0.720	-0.020	4270.971	9									

5300	-500	2006/07/28	14:08:59	689	-1.036	0.730	0.052	4269.781	980751.945	0.009	0.019	0.028	980876.08	386.31	5297701.3	407653.6	-42.14	-45.38	-48.13
5300	-475	2006/07/28	14:14:38	689	-1.136	0.780	0.053	4269.697	980751.861	0.013	0.021	0.034	980876.10	387.16	5297725.8	407650.9	-42.06	-45.30	-48.06
5300	-450	2006/07/28	14:19:08	689	-1.368	0.730	0.054	4269.450	980751.614	0.017	0.004	0.021	980876.12	388.98	5297750.4	407648.1	-41.95	-45.21	-47.98
5300	-425	2006/07/28	14:23:26	689	-1.777	0.640	0.055	4269.013	980751.178	0.019	0.024	0.043	980876.14	392.03	5297774.9	407645.4	-41.73	-45.02	-47.81
5300	-400	2006/07/28	14:27:37	689	-1.539	0.710	0.056	4269.273	980751.438	0.011	0.023	0.034	980876.16	392.01	5297799.5	407642.6	-41.51	-44.79	-47.59
5300	-375	2006/07/28	14:32:33	689	-1.538	0.640	0.057	4269.252	980751.418	0.009	0.022	0.031	980876.18	392.62	5297824.0	407639.9	-41.42	-44.71	-47.51
5300	-350	2006/07/28	14:37:55	689	-1.361	0.740	0.058	4269.459	980751.626	0.008	0.020	0.028	980876.20	392.25	5297848.5	407637.2	-41.32	-44.60	-47.40
5300	-325	2006/07/28	14:41:43	689	-1.451	0.720	0.058	4269.364	980751.531	0.009	0.021	0.030	980876.22	393.33	5297873.1	407634.4	-41.20	-44.50	-47.30
5300	-300	2006/07/28	14:46:01	689	-1.534	0.710	0.059	4269.278	980751.445	0.012	0.022	0.034	980876.24	394.02	5297897.7	407631.7	-41.16	-44.46	-47.26
5300	-275	2006/07/28	14:49:24	689	-1.699	0.640	0.059	4269.091	980751.259	0.016	0.024	0.040	980876.25	395.40	5297922.2	407629.0	-41.06	-44.37	-47.19
5300	-250	2006/07/28	15:03:39	689	-2.055	0.760	0.060	4268.772	980750.942	0.021	0.026	0.047	980876.27	397.78	5297946.7	407626.2	-40.89	-44.22	-47.05
5300	-225	2006/07/28	15:08:00	689	-2.367	0.750	0.060	4268.457	980750.627	0.026	0.028	0.054	980876.29	400.43	5297971.3	407623.5	-40.65	-44.00	-46.85
5300	-200	2006/07/28	15:12:40	689	-2.099	0.700	0.060	4268.709	980750.880	0.023	0.027	0.050	980876.31	400.47	5297995.8	407620.8	-40.41	-43.77	-46.62
5300	-175	2006/07/28	15:16:34	689	-1.412	0.730	0.060	4269.405	980751.577	0.018	0.024	0.042	980876.33	398.18	5298020.4	407618.0	-40.23	-43.57	-46.40
5300	-150	2006/07/28	15:22:10	689	-1.160	0.680	0.060	4269.642	980751.814	0.017	0.022	0.039	980876.35	397.08	5298044.9	407615.3	-40.25	-43.58	-46.40
5300	-125	2006/07/28	15:25:44	689	-0.882	0.700	0.060	4269.927	980752.099	0.017	0.019	0.036	980876.37	395.68	5298069.4	407612.5	-40.29	-43.60	-46.42
5300	-100	2006/07/28	15:30:20	689	-0.705	0.680	0.060	4270.097	980752.270	0.016	0.017	0.033	980876.39	395.50	5298094.0	407609.8	-40.18	-43.49	-46.31
5300	-75	2006/07/28	15:34:00	689	-0.666	0.710	0.060	4270.146	980752.319	0.020	0.017	0.037	980876.41	395.76	5298118.5	407607.1	-40.09	-43.40	-46.22
5300	-50	2006/07/28	15:38:50	689	-0.109	0.760	0.059	4270.718	980752.891	0.017	0.016	0.033	980876.43	393.86	5298143.1	407604.3	-39.94	-43.24	-46.05
5300	-25	2006/07/28	15:43:57	689	-0.834	0.690	0.059	4269.971	980752.145	0.055	0.017	0.072	980876.45	397.09	5298167.6	407601.6	-39.98	-43.30	-46.13
5300	25	2006/07/28	15:55:25	689	1.130	0.700	0.057	4271.939	980754.114	0.021	0.015	0.036	980876.49	388.38	5298217.1	407595.9	-39.94	-43.19	-45.96
5300	50	2006/07/28	15:59:12	689	1.444	0.710	0.057	4272.256	980754.432	0.010	0.016	0.026	980876.51	387.05	5298241.5	407592.5	-39.93	-43.17	-45.93
5300	75	2006/07/28	16:02:48	689	1.316	0.760	0.056	4272.143	980754.320	0.008	0.018	0.026	980876.53	387.85	5298266.0	407589.1	-39.90	-43.15	-45.91
5300	100	2006/07/28	16:06:39	689	0.954	0.690	0.055	4271.760	980753.937	0.027	0.019	0.046	980876.55	389.95	5298290.4	407585.7	-39.83	-43.10	-45.87
5300	125	2006/07/28	16:10:19	689	1.593	0.770	0.055	4272.423	980754.600	0.022	0.020	0.042	980876.57	387.03	5298314.9	407582.3	-39.81	-43.05	-45.81
5300	150	2006/07/28	16:15:47	689	2.426	0.660	0.054	4273.222	980755.400	0.018	0.020	0.038	980876.59	382.80	5298339.4	407579.0	-39.93	-43.14	-45.87
5300	175	2006/07/28	16:19:29	689	2.405	0.500	0.053	4273.152	980755.330	0.005	0.018	0.023	980876.61	382.63	5298363.8	407575.6	-40.08	-43.28	-46.01
5300	200	2006/07/28	16:24:16	689	2.319	0.550	0.051	4273.081	980755.260	0.003	0.016	0.019	980876.63	382.39	5298388.3	407572.2	-40.22	-43.43	-46.15
5300	225	2006/07/28	16:29:20	689	2.501	0.520	0.050	4273.254	980755.434	0.002	0.015	0.017	980876.62	381.74	5298417.4	407569.4	-40.18	-43.37	-46.09
5400	-650	2006/07/28	15:53:44	332	5.237	0.550	0.058	3539.303	980751.665	0.000	0.014	0.014	980875.94	384.35	5297581.0	407807.7	-42.72	-45.94	-48.68
5400	-625	2006/07/28	16:00:00	332	5.256	0.550	0.057	3539.323	980751.684	0.001	0.014	0.015	980876.00	384.47	5297601.7	407809.0	-42.73	-45.95	-48.69
5400	-600	2006/07/28	16:07:30	332	5.509	0.380	0.055	3539.522	980751.884	0.001	0.015	0.016	980876.02	384.46	5297626.0	407804.8	-42.55	-45.77	-48.51
5400	-575	2006/07/28	16:13:56	332	5.693	0.570	0.054	3539.765	980752.127	0.003	0.015	0.018	980876.04	384.38	5297650.4	407800.6	-42.34	-45.56	-48.30
5400	-550	2006/07/28	16:19:54	332	5.796	0.590	0.053	3539.874	980752.236	0.006	0.016	0.022	980876.06	384.86	5297674.7	407796.3	-42.14	-45.37	-48.11
5400	-525	2006/07/28	16:29:10	332	5.698	0.620	0.050	3539.785	980752.147	0.010	0.016	0.026	980876.08	385.80	5297699.0	407792.1	-42.05	-45.28	-48.03
5400	-500	2006/07/28	16:33:20	332	5.498	0.650	0.049	3539.595	980751.956	0.021	0.017	0.038	980876.10	386.98	5297723.4	407787.9	-41.99	-45.23	-47.99
5400	-475	2006/07/28	16:38:20	332	4.574	0.710	0.047	3538.690	980751.051	0.030	0.018	0.048	980876.12	391.62	5297747.7	407783.6	-41.92	-45.20	-47.99
5400	-450	2006/07/28	16:42:43	332	4.400	0.680	0.046	3538.506	980750.867	0.024	0.019	0.043	980876.14	393.13	5297772.0	407779.4	-41.81	-45.10	-47.90
5400	-425	2006/07/28	16:48:08	332	3.925	0.730	0.044	3538.047	980750.408	0.033	0.021	0.054	980876.15	396.09	5297796.3	407775.2	-41.65	-44.97	-47.78
5400	-400	2006/07/29	10:30:28	332	4.151	0.590	-0.044	1701.783	980750.608	0.022	0.022	0.044	980876.17	395.76	5297820.7	407770.9	-41.55	-44.87	-47.68
5400	-375	2006/07/29	10:24:56	332	4.937	0.720	-0.045	1702.609	980751.433	0.012	0.022	0.034	980876.19	392.50	5297845.0	407766.7	-41.45	-44.74	-47.53
5400	-350	2006/07/29	10:18:29	332	5.058	0.710	-0.046	1702.727	980751.551	0.012	0.024	0.036	980876.21	392.88	5297869.3	407762.5	-41.27	-44.56	-47.36
5400	-325	2006/07/29	10:14:02	332	4.905	0.720	-0.047	1702.577	980751.400	0.018	0.026	0.044	980876.23	393.85	5297893.7	407758.3	-41.22	-44.52	-47.32
5400	-300	2006/07/29	10:08:20	332	4.388	0.670	-0.048	1702.045	980750.869	0.018	0.029	0.047	980876.25	396.94	5297918.0	407754.0	-41.11	-44.44	-47.26
5400	-275	2006/07/29	10:01:15	332	4.247	0.680	-0.049	1701.907	980750.730	0.020	0.030	0.050	980876.27	398.17	5297942.3	407749.8	-41.01	-44.34	-47.18
5400	-250	2006/07/29	09:55:25	332	3.758	0.730	-0.050	1701.433	980750.256	0.022	0.031	0.053	980876.29	401.06	5297966.7	407745.6	-40.89	-44.24	-47.10
5400	-225	2006/07/29	09:51:10	332	3.484	0.600	-0.050	1701.119	980749.942	0.022	0.032	0.054	980876.31	403.38	5297991.0	407741.3	-40.73	-44.10	-46.97
5400	-200	2006/07/29	09:45:19	332	3.124	0.760	-0.051	1700.809	980749.631	0.027	0.033	0.060	980876.33	405.86	5298015.3	407737.1	-40.52	-43.92	-46.81
5400	-175	2006/07/29	09:39:14	332	3.719	0.640	-0.051	1701.367	980750.189	0.016	0.029	0.045	980876.35	404.45	5298039.6	407732.9	-40.30	-43.69	-46.57
5400	-150	2006/07/29	09:33:24	332	4.043	0.610	-0.052	1701.681	980750.503	0.023	0.027	0.050	980876.37	407.30	5298064.0	407728.6	-40.02	-43.41	-46.28
5400	-125	2006/07/29	09:26:38	332	4.535	0.720	-0.052	1702.207	980751.029	0.029	0.024	0.053	980876.39	401.89	5298088.3	407724.4	-40.03	-43.40	-46.26
5400	-100	2006/07/29	09:21:30	332	5.160	0.740	-0.052	1702.838	980751.659	0.033	0.020	0.053	980876.41	398.44	5298112.6	407720.2	-40.16	-43.49	-46.33
5400	-75	2006/07/29	09:16:11	332	5.561	0.700	-0.052	1703.227	980752.048	0.037	0.019	0.056	980876.43	396.60	5298137.0	407715.9	-40.17	-43.49	-46.32
5400	-50	2006/07/29	09:09:37	332	6.456	0.720	-0.053	1704.129	980752.949	0.044	0.017	0.061	980876.45	392.49	5298161.3	407711.7	-40.16	-43.45	-46.24
5400	-25	2006/07/29	09:05:1																

5500	-350	2006/07/29	13:28:02	689	-1.233	0.740	0.014	4269.588	980751.839	0.026	0.025	0.051	980876.23	391.89	5297887.4	407856.9	-41.19	-44.47	-47.26
5500	-325	2006/07/29	12:50:27	689	-1.938	0.730	0.000	4268.880	980751.127	0.030	0.030	0.060	980876.25	395.51	5297911.8	407853.0	-41.14	-44.45	-47.27
5500	-300	2006/07/29	12:46:32	689	-2.223	0.580	-0.001	4268.548	980750.795	0.029	0.032	0.061	980876.27	397.50	5297936.2	407849.3	-41.07	-44.40	-47.23
5500	-275	2006/07/29	12:42:18	689	-2.702	0.710	-0.002	4268.109	980750.355	0.030	0.035	0.065	980876.29	400.23	5297960.6	407845.4	-40.95	-44.30	-47.14
5500	-250	2006/07/29	12:38:43	689	-2.829	0.770	-0.004	4268.001	980750.247	0.023	0.036	0.059	980876.31	401.42	5297985.0	407841.6	-40.83	-44.19	-47.04
5500	-225	2006/07/29	12:33:15	689	-2.693	0.650	-0.006	4268.100	980750.345	0.018	0.034	0.052	980876.33	401.64	5298009.4	407837.8	-40.71	-44.07	-46.93
5500	-200	2006/07/29	12:29:02	689	-2.974	0.790	-0.007	4267.863	980750.107	0.018	0.033	0.051	980876.35	403.60	5298033.8	407834.0	-40.55	-43.93	-46.81
5500	-175	2006/07/29	12:24:42	689	-3.233	0.750	-0.009	4267.591	980749.835	0.018	0.030	0.048	980876.37	405.70	5298058.2	407830.2	-40.40	-43.80	-46.69
5500	-150	2006/07/29	12:20:17	689	-2.822	0.740	-0.010	4267.999	980750.242	0.017	0.024	0.041	980876.39	404.85	5298082.6	407826.4	-40.21	-43.60	-46.48
5500	-125	2006/07/29	12:15:31	689	-3.280	0.630	-0.012	4267.506	980749.749	0.046	0.032	0.078	980876.41	409.06	5298107.0	407822.6	-39.78	-43.20	-46.11
5500	-100	2006/07/29	12:11:17	689	-2.928	0.710	-0.014	4267.884	980750.126	0.040	0.031	0.071	980876.43	406.88	5298131.4	407818.8	-39.90	-43.30	-46.20
5500	-75	2006/07/29	12:03:32	689	-2.686	0.750	-0.017	4268.138	980750.379	0.056	0.029	0.085	980876.45	405.28	5298155.8	407815.0	-39.99	-43.38	-46.26
5500	-50	2006/07/29	11:58:45	689	-1.954	0.700	-0.018	4268.854	980751.095	0.077	0.025	0.102	980876.47	401.90	5298180.2	407811.2	-39.99	-43.35	-46.20
5500	-25	2006/07/29	11:52:02	689	-0.627	0.670	-0.020	4270.172	980752.412	0.076	0.020	0.096	980876.49	395.46	5298204.6	407807.4	-40.06	-43.37	-46.18
5500	25	2006/07/29	11:08:49	689	0.899	0.650	-0.034	4271.692	980753.927	0.049	0.017	0.066	980876.52	388.69	5298251.5	407800.2	-40.06	-43.31	-46.07
5500	50	2006/07/29	11:04:38	689	1.496	0.700	-0.035	4272.304	980754.539	0.041	0.016	0.057	980876.54	386.38	5298276.0	407796.8	-39.97	-43.20	-45.95
5500	75	2006/07/29	10:59:37	689	0.734	0.740	-0.037	4271.555	980753.789	0.019	0.014	0.033	980876.56	390.60	5298300.5	407793.4	-39.87	-43.14	-45.92
5500	125	2006/07/29	10:47:49	689	1.498	0.690	-0.040	4272.303	980754.536	0.007	0.018	0.025	980876.60	387.64	5298349.4	407786.7	-39.80	-43.04	-45.81
5500	150	2006/07/29	10:43:22	689	1.406	0.710	-0.041	4272.218	980754.500	0.009	0.022	0.031	980876.62	389.08	5298373.8	407783.3	-39.59	-42.85	-45.62
5500	175	2006/07/29	10:38:02	689	1.096	0.720	-0.042	4271.910	980754.142	0.025	0.024	0.049	980876.64	390.85	5298398.3	407779.9	-39.52	-42.80	-45.58
5500	200	2006/07/29	10:32:57	689	1.179	0.710	-0.043	4271.990	980754.221	0.035	0.026	0.061	980876.66	390.48	5298422.8	407776.5	-39.53	-42.80	-45.57
5500	225	2006/07/29	10:25:36	689	1.969	0.700	-0.045	4272.778	980755.008	0.019	0.027	0.046	980876.65	387.33	5298447.0	407788.9	-39.62	-42.86	-45.61
5500	250	2006/07/29	10:20:29	689	2.740	0.670	-0.046	4273.539	980755.669	0.017	0.026	0.043	980876.70	382.92	5298471.7	407769.8	-39.64	-42.85	-45.58
5500	275	2006/07/29	10:13:00	689	2.881	0.550	-0.047	4273.643	980755.871	0.014	0.024	0.038	980876.68	381.83	5298494.2	407783.2	-39.76	-42.96	-45.68
5600	-575	2006/07/29	12:54:47	332	5.610	0.210	0.002	1703.125	980751.957	0.000	0.020	0.020	980876.02	384.52	5297676.8	407982.1	-42.46	-45.69	-48.43
5600	-550	2006/07/29	13:01:59	332	5.687	0.390	0.004	1703.257	980752.089	0.000	0.019	0.019	980876.04	384.71	5297700.3	407978.9	-42.31	-45.54	-48.28
5600	-525	2006/07/29	13:07:56	332	5.804	0.510	0.006	1703.412	980752.244	0.000	0.018	0.018	980876.10	384.68	5297730.1	407970.6	-42.23	-45.45	-48.19
5600	-500	2006/07/29	13:13:44	332	5.968	0.480	0.009	1703.566	980752.399	0.001	0.017	0.018	980876.12	384.84	5297754.6	407967.2	-42.06	-45.28	-48.02
5600	-475	2006/07/29	13:21:11	332	6.096	0.460	0.011	1703.688	980752.521	0.002	0.017	0.019	980876.14	384.93	5297779.0	407963.8	-41.93	-45.16	-47.90
5600	-450	2006/07/29	13:34:19	332	6.200	0.530	0.016	1703.813	980752.647	0.003	0.016	0.019	980876.16	385.18	5297803.5	407960.4	-41.77	-45.00	-47.75
5600	-425	2006/07/29	13:39:16	332	6.220	0.620	0.017	1703.862	980752.695	0.005	0.017	0.022	980876.18	385.56	5297828.0	407957.1	-41.66	-44.89	-47.64
5600	-400	2006/07/29	13:44:52	332	6.214	0.660	0.019	1703.868	980752.702	0.010	0.018	0.028	980876.20	385.80	5297852.4	407953.7	-41.62	-44.85	-47.60
5600	-375	2006/07/29	13:49:53	332	6.244	0.580	0.020	1703.873	980752.707	0.017	0.019	0.036	980876.22	386.46	5297876.9	407950.3	-41.48	-44.72	-47.47
5600	-350	2006/07/29	13:56:35	332	5.805	0.780	0.022	1703.495	980752.330	0.018	0.022	0.040	980876.24	388.79	5297901.4	407946.9	-41.38	-44.64	-47.40
5600	-325	2006/07/29	14:01:55	332	5.649	0.790	0.023	1703.343	980752.178	0.021	0.025	0.046	980876.26	390.21	5297925.8	407943.5	-41.24	-44.51	-47.29
5600	-300	2006/07/29	14:07:18	332	5.403	0.690	0.025	1703.065	980751.901	0.021	0.029	0.050	980876.28	392.05	5297950.3	407940.2	-41.15	-44.43	-47.22
5600	-275	2006/07/29	14:14:36	689	-1.371	0.750	0.027	4269.453	980751.710	0.021	0.033	0.054	980876.30	393.33	5297974.7	407936.8	-41.08	-44.37	-47.17
5600	-275	2006/07/29	14:13:11	332	5.234	0.720	0.027	1702.906	980751.742	0.021	0.033	0.054	980876.30	393.33	5297974.7	407936.8	-41.05	-44.34	-47.14
5600	-250	2006/07/29	14:10:28	689	-1.156	0.750	0.026	4269.668	980751.924	0.036	0.036	0.072	980876.32	393.00	5297999.2	407933.4	-40.94	-44.22	-47.02
5600	-250	2006/07/29	14:17:34	332	5.416	0.800	0.027	1703.112	980751.948	0.036	0.036	0.072	980876.32	393.00	5297999.2	407933.4	-40.91	-44.20	-47.00
5600	-225	2006/07/29	14:04:19	689	-1.695	0.660	0.024	4269.101	980751.357	0.036	0.039	0.075	980876.34	396.32	5298023.7	407930.0	-40.81	-44.13	-46.95
5600	-200	2006/07/29	14:00:04	689	-2.271	0.740	0.023	4268.550	980750.805	0.030	0.040	0.070	980876.36	399.83	5298048.1	407926.6	-40.65	-43.99	-46.84
5600	-175	2006/07/29	13:56:14	689	-2.412	0.640	0.022	4268.378	980750.633	0.027	0.037	0.064	980876.38	401.56	5298072.6	407923.3	-40.48	-43.84	-46.70
5600	-150	2006/07/29	13:51:40	689	-3.042	0.740	0.021	4267.779	980750.033	0.028	0.036	0.064	980876.40	405.08	5298097.0	407919.9	-40.35	-43.74	-46.63
5600	-125	2006/07/29	14:22:48	689	-2.993	0.780	0.029	4267.840	980750.098	0.026	0.032	0.058	980876.42	406.12	5298121.5	407916.5	-40.09	-43.49	-46.38
5600	-100	2006/07/29	14:27:22	332	2.746	0.670	0.030	1700.402	980749.239	0.059	0.036	0.095	980876.44	410.59	5298146.0	407913.1	-39.98	-43.41	-46.33
5600	-100	2006/07/25	15:53:54	332	2.801	0.770	0.084	1700.489	980749.300	0.059	0.036	0.095	980876.44	410.59	5298146.0	407913.1	-39.92	-43.35	-46.27
5600	-75	2006/07/25	15:48:25	332	3.886	0.720	0.086	1701.558	980750.369	0.029	0.027	0.056	980876.46	405.97	5298170.4	407909.8	-39.90	-43.30	-46.18
5600	-50	2006/07/25	15:43:02	332	3.964	0.770	0.089	1701.652	980750.462	0.035	0.027	0.062	980876.48	405.43	5298194.9	407906.4	-39.93	-43.32	-46.21
5600	-25	2006/07/25	15:37:07	332	3.661	0.720	0.092	1701.333	980750.143	0.103	0.028	0.131	980876.50	406.47	5298219.4	407903.0	-39.97	-43.36	-46.25
5600	0	2006/07/25	15:30:23	332	5.722	0.500	0.095	1703.327	980752.136	0.095	0.019	0.114	980876.52	397.00	5298243.1	407897.5	-40.02	-43.34	-46.16
5600	25	2006/07/25	15:23:51	332	6.825	0.640	0.098	1704.472	980753.282	0.071	0.018	0.089	980876.54	392.00	5298267.4	407893.3	-39.99	-43.27	-46.05
5600	50	2006/07/25	15:18:21	332	7.283	0.650	0.101	1704.933	980753.743	0.045	0.018	0.063	980876.56	390.07	5298291.8	407889.1	-39.99	-43.25	-46.03
5600	75	2006/07/25	15:11:51	332	7.480	0.680	0.103	1705.139	980753.948	0.032	0.020	0.052	980876.58	389.01	5298316.1	407884.8	-40.04	-43.29	-46.06
5600	100	2006/07/25	15:05:38																

5700	-100	2006/07/25	11:25:54	332	4.257	0.740	0.065	1701.936	980750.735	0.017	0.030	0.047	980876.46	403.13	5298163.4	408016.2	-40.14	-43.51	-46.38
5700	-75	2006/07/25	11:31:34	332	4.045	0.680	0.069	1701.704	980750.504	0.022	0.030	0.052	980876.48	405.80	5298187.8	408012.8	-39.82	-43.21	-46.10
5700	-50	2006/07/25	11:39:32	332	4.091	0.690	0.074	1701.754	980750.554	0.019	0.028	0.047	980876.49	405.55	5298212.3	408009.4	-39.85	-43.24	-46.13
5700	-25	2006/07/25	11:45:17	332	3.870	0.710	0.077	1701.539	980750.339	0.045	0.029	0.074	980876.51	406.94	5298236.8	408006.1	-39.75	-43.16	-46.05
5700	0	2006/07/25	11:52:47	332	4.669	0.720	0.081	1702.341	980751.142	0.043	0.024	0.067	980876.53	403.45	5298259.7	408002.9	-39.72	-43.09	-45.97
5700	25	2006/07/25	11:59:14	332	5.618	0.650	0.085	1703.268	980752.069	0.036	0.019	0.055	980876.55	398.41	5298283.0	408000.2	-39.89	-43.23	-46.06
5700	50	2006/07/25	12:05:51	332	6.268	0.690	0.088	1703.931	980752.732	0.028	0.018	0.046	980876.57	395.53	5298307.5	407996.9	-39.87	-43.18	-46.00
5700	75	2006/07/25	12:11:51	332	6.006	0.740	0.091	1703.684	980752.485	0.017	0.019	0.036	980876.59	397.16	5298331.9	407993.5	-39.80	-43.13	-45.96
5700	100	2006/07/25	12:17:49	332	5.421	0.740	0.094	1703.100	980751.901	0.042	0.024	0.066	980876.61	400.10	5298356.4	407990.1	-39.74	-43.09	-45.94
5700	125	2006/07/25	12:30:42	332	6.389	0.730	0.100	1704.064	980752.866	0.024	0.024	0.048	980876.63	396.10	5298380.9	407986.7	-39.67	-42.99	-45.81
5700	150	2006/07/25	12:36:40	332	6.851	0.730	0.103	1704.526	980753.328	0.018	0.024	0.042	980876.65	394.11	5298405.3	407983.3	-39.66	-42.96	-45.77
5700	175	2006/07/25	12:41:37	332	6.782	0.750	0.104	1704.464	980753.266	0.033	0.025	0.058	980876.67	394.65	5298429.8	407980.0	-39.61	-42.91	-45.72
5700	200	2006/07/25	12:47:26	332	7.614	0.650	0.107	1705.265	980754.068	0.030	0.024	0.054	980876.69	390.78	5298454.3	407976.6	-39.66	-42.93	-45.71
5700	200	2006/07/25	12:47:26	332	7.614	0.650	0.107	1705.265	980754.068	0.030	0.024	0.054	980876.69	390.78	5298454.3	407976.6	-39.65	-42.92	-45.70
5700	225	2006/07/25	12:57:38	332	8.126	0.720	0.110	1705.798	980754.601	0.033	0.023	0.056	980876.71	388.36	5298478.7	407973.2	-39.65	-42.90	-45.67
5700	225	2006/07/25	12:57:38	332	8.126	0.720	0.110	1705.798	980754.601	0.033	0.023	0.056	980876.71	388.36	5298478.7	407973.2	-39.63	-42.88	-45.65
5700	250	2006/07/25	13:02:38	332	9.186	0.520	0.111	1706.796	980755.600	0.045	0.025	0.070	980876.73	383.50	5298503.2	407969.8	-39.69	-42.90	-45.62
5700	250	2006/07/25	13:02:38	332	9.186	0.520	0.111	1706.796	980755.600	0.045	0.025	0.070	980876.73	383.50	5298503.2	407969.8	-39.59	-42.80	-45.53
5700	275	2006/07/25	13:10:31	332	9.227	0.530	0.113	1706.840	980755.644	0.025	0.027	0.052	980876.75	383.06	5298527.6	407966.4	-39.78	-42.98	-45.71
5700	275	2006/07/25	13:10:31	332	9.227	0.530	0.113	1706.840	980755.644	0.025	0.027	0.052	980876.75	383.06	5298527.6	407966.4	-39.71	-42.91	-45.64
5700	300	2006/07/25	16:26:08	689	3.116	0.410	0.032	4273.835	980755.725	0.015	0.027	0.042	980876.77	382.91	5298552.1	407963.1	-39.76	-42.97	-45.69
5700	325	2006/07/25	16:22:45	689	2.926	0.700	0.034	4273.734	980755.624	0.009	0.026	0.035	980876.79	382.86	5298576.5	407959.7	-39.90	-43.10	-45.83
5700	350	2006/07/25	16:19:41	689	3.025	0.620	0.037	4273.808	980755.698	0.006	0.022	0.028	980876.81	382.65	5298601.0	407956.3	-39.90	-43.10	-45.83
5700	400	2006/07/25	16:13:38	689	3.207	0.530	0.041	4274.063	980755.952	0.003	0.015	0.018	980876.81	381.96	5298644.7	407953.3	-39.80	-43.00	-45.72
5800	-475	2006/07/23	15:38:28	332	6.317	0.280	0.066	1703.853	980752.659	0.000	0.021	0.021	980876.14	384.76	5297822.6	408179.4	-41.83	-45.05	-47.80
5800	-450	2006/07/23	15:29:07	332	6.343	0.490	0.072	1703.944	980752.749	0.000	0.021	0.021	980876.15	384.47	5297833.8	408177.4	-41.81	-45.03	-47.77
5800	-425	2006/07/23	15:21:04	332	6.494	0.360	0.078	1704.055	980752.860	0.001	0.019	0.020	980876.21	384.65	5297863.7	408169.9	-41.72	-44.95	-47.69
5800	-400	2006/07/23	15:13:03	332	6.555	0.540	0.083	1704.171	980752.977	0.001	0.018	0.019	980876.23	384.86	5297888.1	408166.1	-41.58	-44.81	-47.55
5800	-375	2006/07/23	14:55:04	332	6.672	0.480	0.094	1704.271	980753.076	0.003	0.017	0.020	980876.25	384.87	5297912.5	408162.3	-41.50	-44.73	-47.47
5800	-350	2006/07/23	14:48:34	332	6.703	0.560	0.098	1704.326	980753.131	0.005	0.017	0.022	980876.27	385.43	5297936.9	408158.5	-41.34	-44.57	-47.32
5800	-325	2006/07/23	14:42:44	332	6.713	0.600	0.101	1704.348	980753.154	0.009	0.016	0.025	980876.29	385.97	5297961.3	408154.7	-41.22	-44.46	-47.21
5800	-300	2006/07/23	14:38:25	332	6.697	0.380	0.103	1704.264	980753.070	0.013	0.016	0.029	980876.31	386.81	5297985.7	408150.9	-41.14	-44.38	-47.14
5800	-275	2006/07/23	14:32:38	332	6.598	0.600	0.106	1704.233	980753.039	0.022	0.016	0.038	980876.33	387.77	5298010.1	408147.1	-40.98	-44.23	-46.99
5800	-250	2006/07/23	14:27:32	332	6.110	0.620	0.109	1703.752	980752.557	0.030	0.016	0.046	980876.35	390.49	5298034.5	408143.3	-40.89	-44.16	-46.94
5800	-225	2006/07/23	14:13:56	332	5.402	0.690	0.115	1703.065	980751.870	0.035	0.018	0.053	980876.37	394.41	5298058.9	408139.4	-40.76	-44.06	-46.87
5800	-200	2006/07/23	14:05:07	332	5.336	0.690	0.119	1702.999	980751.805	0.023	0.020	0.043	980876.39	395.13	5298083.3	408135.7	-40.71	-44.02	-46.83
5800	-175	2006/07/23	13:58:42	332	4.997	0.620	0.121	1702.638	980751.444	0.023	0.023	0.046	980876.41	397.38	5298107.7	408131.9	-40.61	-43.93	-46.76
5800	-150	2006/07/23	13:53:07	332	5.056	0.670	0.123	1702.712	980751.518	0.015	0.024	0.039	980876.43	397.65	5298132.1	408128.0	-40.50	-43.83	-46.66
5800	-125	2006/07/23	13:45:18	332	5.014	0.710	0.126	1702.683	980751.489	0.011	0.025	0.036	980876.45	398.08	5298156.5	408124.2	-40.46	-43.80	-46.63
5800	-100	2006/07/23	13:40:48	332	5.111	0.660	0.127	1702.764	980751.570	0.009	0.025	0.034	980876.47	398.32	5298180.9	408120.4	-40.35	-43.69	-46.53
5800	-75	2006/07/23	13:36:20	332	5.074	0.710	0.128	1702.743	980751.549	0.007	0.026	0.033	980876.49	399.41	5298205.3	408116.6	-40.16	-43.51	-46.35
5800	-50	2006/07/23	13:31:32	332	5.102	0.690	0.129	1702.765	980751.571	0.005	0.026	0.031	980876.51	400.13	5298229.7	408112.8	-40.01	-43.36	-46.21
5800	-25	2006/07/23	13:26:57	332	4.934	0.610	0.130	1702.572	980751.378	0.005	0.026	0.031	980876.53	401.33	5298254.1	408109.0	-39.97	-43.33	-46.19
5800	0	2006/07/23	13:19:48	689	-1.052	0.710	0.132	4269.759	980751.641	0.005	0.024	0.029	980876.55	400.63	5298277.7	408103.7	-39.88	-43.23	-46.09
5800	25	2006/07/23	13:26:31	689	-0.708	0.700	0.130	4270.100	980751.982	0.005	0.022	0.027	980876.57	399.14	5298302.1	408099.5	-39.87	-43.22	-46.06
5800	50	2006/07/23	13:30:48	689	-0.636	0.700	0.130	4270.172	980752.054	0.004	0.021	0.025	980876.59	398.70	5298326.4	408095.3	-39.92	-43.26	-46.10
5800	75	2006/07/23	13:35:28	689	-0.348	0.750	0.128	4270.476	980752.358	0.005	0.019	0.024	980876.61	398.47	5298350.7	408091.0	-39.68	-43.02	-45.86
5800	100	2006/07/23	13:40:49	689	-0.072	0.550	0.127	4270.690	980752.573	0.008	0.018	0.026	980876.63	398.18	5298375.1	408086.8	-39.55	-42.88	-45.72
5800	125	2006/07/23	13:44:48	689	0.304	0.640	0.126	4271.094	980752.977	0.013	0.016	0.029	980876.65	395.80	5298399.4	408082.6	-39.66	-42.98	-45.80
5800	150	2006/07/23	13:49:11	689	0.522	0.720	0.124	4271.336	980753.219	0.012	0.016	0.028	980876.67	394.73	5298423.7	408078.4	-39.67	-42.98	-45.79
5800	175	2006/07/23	13:52:57	689	0.348	0.710	0.123	4271.160	980753.043	0.013	0.017	0.030	980876.69	395.43	5298448.1	408074.1	-39.71	-43.03	-45.84
5800	200	2006/07/23	13:56:24	689	0.895	0.710	0.122	4271.707	980753.590	0.017	0.017	0.034	980876.71	393.16	5298472.4	408069.9	-39.66	-42.96	-45.76
5800	225	2006/07/23	13:59:46	689	1.082	0.740	0.121	4271.902	980753.786	0.018	0.019	0.037	980876.73	392.84	5298496.7	408065.7	-39.55	-42.84	-45.64
5800	275	2006/07/23	14:06:49	689	0.507	0.720	0.118	4271.322	980753.205	0.075	0.026	0.101	980876.77	395.77	5298545.4	408057.2	-39.48	-42.79	-45.60
5800	300	2006/07/23	14:11:14	6															

5900	150	2006/07/23	12:13:41	332	5.685	0.730	0.132	1703.360	980752.166	0.013	0.023	0.036	980876.68	399.86	5298438.8	408174.7	-39.64	-42.99	-45.83
5900	175	2006/07/23	12:08:30	332	5.860	0.690	0.131	1703.523	980752.329	0.017	0.020	0.037	980876.70	399.16	5298463.1	408170.5	-39.64	-42.99	-45.83
5900	200	2006/07/23	12:03:05	332	6.100	0.720	0.130	1703.772	980752.578	0.021	0.017	0.038	980876.72	398.04	5298487.4	408166.3	-39.65	-42.98	-45.82
5900	225	2006/07/23	11:58:03	332	6.424	0.630	0.128	1704.068	980752.874	0.025	0.015	0.040	980876.74	396.52	5298511.8	408162.1	-39.69	-43.01	-45.84
5900	250	2006/07/23	11:52:59	332	6.900	0.770	0.127	1704.588	980753.394	0.023	0.014	0.037	980876.76	394.00	5298536.1	408157.8	-39.73	-43.03	-45.84
5900	275	2006/07/23	11:48:25	332	7.198	0.750	0.126	1704.879	980753.686	0.025	0.015	0.040	980876.78	392.85	5298560.4	408153.6	-39.70	-42.99	-45.79
5900	300	2006/07/23	11:43:33	332	7.099	0.660	0.124	1704.752	980753.559	0.048	0.016	0.064	980876.80	393.66	5298584.8	408149.4	-39.65	-42.94	-45.74
5900	325	2006/07/23	11:39:17	332	7.549	0.780	0.123	1705.240	980754.046	0.038	0.016	0.054	980876.80	391.00	5298584.5	408153.1	-39.74	-43.01	-45.79
5900	350	2006/07/23	11:29:37	332	8.140	0.800	0.119	1705.837	980754.644	0.034	0.018	0.052	980876.82	389.05	5298609.3	408149.1	-39.57	-42.83	-45.60
5900	375	2006/07/23	11:23:05	332	9.483	0.590	0.117	1707.115	980755.921	0.020	0.023	0.043	980876.86	382.57	5298657.8	408136.7	-39.72	-42.93	-45.65
5900	400	2006/07/23	11:16:59	332	9.532	0.390	0.114	1707.102	980755.908	0.008	0.023	0.031	980876.88	382.33	5298682.1	408132.4	-39.82	-43.02	-45.74
5900	425	2006/07/23	11:10:54	332	9.553	0.400	0.111	1707.126	980755.933	0.003	0.020	0.023	980876.90	382.30	5298706.4	408128.2	-39.83	-43.03	-45.76
5900	450	2006/07/23	11:04:10	332	9.590	0.400	0.108	1707.164	980755.970	0.002	0.016	0.018	980876.92	382.30	5298730.7	408124.0	-39.82	-43.02	-45.74
5900	475	2006/07/23	10:56:49	332	9.590	0.510	0.104	1707.197	980756.004	0.001	0.013	0.014	980876.94	382.37	5298755.1	408119.7	-39.79	-43.00	-45.72
6000	-400	2006/07/23	10:01:47	689	0.145	0.780	0.071	4270.978	980752.850	0.006	0.020	0.026	980876.26	384.27	5297920.4	408362.7	-41.86	-45.08	-47.81
6000	-375	2006/07/23	09:56:01	689	0.087	0.780	0.068	4270.921	980752.792	0.009	0.018	0.027	980876.28	384.82	5297944.7	408358.3	-41.82	-45.04	-47.78
6000	-350	2006/07/23	09:47:43	689	-0.286	0.670	0.062	4270.513	980752.384	0.008	0.016	0.024	980876.30	387.20	5297968.9	408353.8	-41.74	-44.99	-47.75
6000	-325	2006/07/23	09:44:08	689	-0.103	0.690	0.059	4270.702	980752.573	0.006	0.016	0.022	980876.32	386.80	5297993.2	408349.4	-41.66	-44.90	-47.66
6000	-300	2006/07/23	09:41:11	689	0.357	0.710	0.057	4271.169	980753.040	0.008	0.015	0.023	980876.34	385.69	5298017.5	408344.9	-41.45	-44.68	-47.43
6000	-275	2006/07/23	09:36:47	689	0.543	0.710	0.054	4271.354	980753.225	0.010	0.015	0.025	980876.36	385.66	5298041.8	408340.5	-41.29	-44.52	-47.26
6000	-250	2006/07/23	09:32:33	689	0.486	0.690	0.051	4271.291	980753.161	0.010	0.014	0.024	980876.38	386.50	5298066.1	408336.1	-41.19	-44.43	-47.18
6000	-225	2006/07/23	09:28:45	689	0.468	0.770	0.048	4271.298	980753.168	0.014	0.013	0.027	980876.40	387.29	5298090.4	408331.6	-41.03	-44.28	-47.04
6000	-200	2006/07/23	09:22:55	689	0.247	0.650	0.044	4271.040	980752.910	0.015	0.012	0.027	980876.42	388.91	5298114.7	408327.2	-40.97	-44.23	-47.00
6000	-175	2006/07/23	09:19:22	689	-0.130	0.680	0.042	4270.672	980752.542	0.018	0.012	0.030	980876.44	390.42	5298139.0	408322.7	-41.03	-44.30	-47.08
6000	-150	2006/07/23	09:15:13	689	-0.516	0.730	0.039	4270.302	980752.172	0.018	0.013	0.031	980876.46	392.85	5298163.3	408318.3	-40.90	-44.20	-46.99
6000	-125	2006/07/23	09:08:40	689	-0.992	0.750	0.034	4269.832	980751.701	0.014	0.016	0.030	980876.48	395.59	5298187.6	408313.8	-40.82	-44.13	-46.95
6000	-100	2006/07/23	09:04:14	689	-0.830	0.730	0.031	4269.988	980751.857	0.006	0.018	0.024	980876.50	395.23	5298211.9	408309.4	-40.76	-44.07	-46.89
6000	-75	2006/07/23	08:59:22	689	-0.726	0.750	0.027	4270.998	980751.967	0.005	0.020	0.025	980876.52	395.50	5298236.2	408305.0	-40.61	-43.93	-46.74
6000	-50	2006/07/23	08:53:31	689	-0.755	0.670	0.023	4270.044	980751.913	0.004	0.025	0.029	980876.54	396.32	5298260.5	408300.5	-40.51	-43.83	-46.65
6000	-25	2006/07/23	08:48:35	689	-0.230	0.700	0.020	4270.578	980752.447	0.009	0.028	0.037	980876.56	394.43	5298284.7	408296.1	-40.39	-43.69	-46.50
6000	0	2006/07/23	08:45:13	689	-0.004	0.620	0.017	4270.780	980752.648	0.007	0.030	0.037	980876.58	395.13	5298309.4	408291.5	-40.06	-43.37	-46.18
6000	25	2006/07/23	08:40:57	689	-0.085	0.700	0.014	4270.724	980752.592	0.005	0.027	0.032	980876.60	395.90	5298335.5	408285.0	-39.97	-43.29	-46.11
6000	50	2006/07/23	08:36:18	689	-0.096	0.720	0.011	4270.718	980752.586	0.007	0.024	0.031	980876.62	396.24	5298359.8	408280.6	-39.93	-43.25	-46.07
6000	75	2006/07/23	08:31:32	689	-0.296	0.760	0.008	4270.531	980752.398	0.007	0.022	0.029	980876.64	397.55	5298384.1	408276.1	-39.86	-43.19	-46.02
6000	100	2006/07/23	08:27:47	689	-0.254	0.730	0.005	4270.564	980752.431	0.015	0.021	0.036	980876.66	398.61	5298408.4	408271.7	-39.62	-42.96	-45.79
6000	125	2006/07/23	08:24:06	689	0.255	0.730	0.003	4271.072	980752.940	0.019	0.019	0.038	980876.68	396.32	5298432.7	408267.2	-39.61	-42.93	-45.75
6000	150	2006/07/23	08:20:21	689	0.528	0.720	0.000	4271.342	980753.209	0.024	0.018	0.042	980876.70	394.89	5298457.0	408262.8	-39.66	-42.97	-45.78
6000	200	2006/07/23	08:11:47	689	1.333	0.740	-0.006	4272.154	980754.020	0.032	0.017	0.049	980876.74	391.21	5298505.5	408253.9	-39.66	-42.94	-45.72
6000	225	2006/07/23	16:28:31	332	8.080	0.800	0.030	1705.777	980754.582	0.030	0.017	0.047	980876.72	388.57	5298527.3	408257.5	-39.64	-42.89	-45.66
6000	225	2006/07/23	08:06:48	689	1.910	0.810	-0.009	4272.752	980754.618	0.030	0.017	0.047	980876.72	388.57	5298527.3	408257.5	-39.60	-42.86	-45.62
6000	250	2006/07/23	08:13:13	332	8.242	0.700	-0.005	1705.908	980754.715	0.023	0.016	0.039	980876.74	387.95	5298552.7	408253.0	-39.67	-42.92	-45.68
6000	300	2006/07/23	08:20:32	332	8.982	0.670	0.000	1706.639	980755.446	0.016	0.018	0.034	980876.77	384.97	5298596.8	408245.6	-39.61	-42.84	-45.58
6000	325	2006/07/23	08:25:45	332	8.963	0.730	0.004	1706.638	980755.445	0.009	0.018	0.027	980876.83	384.97	5298627.0	408231.7	-39.68	-42.91	-45.65
6000	350	2006/07/23	08:32:06	332	8.835	0.600	0.008	1706.470	980755.277	0.012	0.019	0.031	980876.85	385.89	5298651.3	408227.3	-39.67	-42.90	-45.65
6000	375	2006/07/23	08:38:37	332	9.472	0.570	0.013	1707.098	980755.905	0.008	0.021	0.029	980876.87	382.83	5298675.6	408222.8	-39.71	-42.92	-45.65
6000	400	2006/07/23	08:46:36	332	9.449	0.420	0.018	1707.028	980755.835	0.003	0.021	0.024	980876.89	382.83	5298699.9	408218.4	-39.81	-43.02	-45.74
6000	425	2006/07/23	08:58:52	332	9.421	0.430	0.027	1707.003	980755.810	0.001	0.021	0.022	980876.91	382.74	5298724.2	408213.9	-39.87	-43.08	-45.81
6000	450	2006/07/23	09:05:31	332	9.411	0.520	0.032	1707.022	980755.829	0.001	0.019	0.020	980876.93	382.70	5298748.5	408209.5	-39.89	-43.09	-45.82
6000	475	2006/07/23	09:15:11	332	9.526	0.520	0.039	1707.136	980755.943	0.001	0.016	0.017	980876.95	382.59	5298772.7	408205.1	-39.82	-43.03	-45.75
6000	500	2006/07/23	09:23:03	332	9.702	0.460	0.045	1707.294	980756.101	0.001	0.014	0.015	980876.97	382.25	5298797.1	408200.6	-39.75	-42.96	-45.68
6000	525	2006/07/23	09:34:58	332	9.884	0.660	0.052	1707.538	980756.345	0.000	0.012	0.012	980876.99	381.74	5298821.4	408196.2	-39.64	-42.84	-45.56
6100	-400	2006/07/22	16:31:51	689	-0.273	0.650	0.003	4270.520	980752.346	0.018	0.020	0.038	980876.28	386.39	5297936.1	408452.9	-41.91	-45.15	-47.90
6100	-375	2006/07/22	16:27:31	689	-0.906	0.750	0.006	4269.918	980751.745	0.026	0.018	0.044	980876.30	390.00	5297960.5	408449.1	-41.76	-45.02	-47.80
6100	-350	2006/07/22	16:23:52	689	-1.658	0.740	0.009	4269.163	980751.990	0.035	0.016	0.051	980876.32	393.78	5297985.0	408445.3	-41.72	-45.02	-47.82
6100	-325	2006/07/22	16:20:																

6100	350	2006/07/22	15:28:06	332	9.529	0.400	0.048	1707.103	980755.891	0.001	0.022	0.023	980876.87	382.93	5298667.7	408326.0	-39.71	-42.92	-45.64
6100	375	2006/07/22	15:35:08	332	9.590	0.430	0.043	1707.173	980755.963	0.001	0.022	0.023	980876.89	382.84	5298692.0	408321.3	-39.67	-42.88	-45.61
6100	400	2006/07/22	15:42:01	332	9.594	0.410	0.038	1707.170	980755.961	0.000	0.023	0.023	980876.91	382.79	5298716.2	408316.7	-39.71	-42.91	-45.64
6100	425	2006/07/22	15:49:19	332	9.592	0.200	0.033	1707.104	980755.896	0.000	0.022	0.022	980876.93	382.84	5298740.5	408312.0	-39.78	-42.99	-45.72
6100	450	2006/07/23	10:45:02	332	9.674	0.470	0.098	1707.269	980756.075	0.000	0.021	0.021	980876.95	382.79	5298764.7	408307.4	-39.63	-42.84	-45.57
6100	475	2006/07/22	16:07:35	332	9.733	0.350	0.020	1707.291	980756.088	0.000	0.019	0.019	980876.97	382.52	5298789.0	408302.7	-39.70	-42.91	-45.63
6100	475	2006/07/23	10:17:08	332	9.702	0.470	0.082	1707.297	980756.103	0.000	0.019	0.019	980876.97	382.52	5298789.0	408302.7	-39.68	-42.89	-45.62
6100	500	2006/07/23	10:09:50	332	9.857	0.480	0.076	1707.455	980756.262	0.000	0.016	0.016	980876.99	382.24	5298813.3	408298.1	-39.61	-42.81	-45.54
6100	500	2006/07/22	16:18:24	332	9.900	0.420	0.012	1707.480	980756.278	0.000	0.016	0.016	980876.99	382.24	5298813.3	408298.1	-39.59	-42.80	-45.52
6100	525	2006/07/22	16:25:46	332	10.005	0.450	0.007	1707.593	980756.393	0.000	0.014	0.014	980877.01	382.09	5298837.5	408293.4	-39.53	-42.73	-45.46
6100	525	2006/07/23	09:59:35	332	9.986	0.510	0.070	1707.594	980756.401	0.000	0.014	0.014	980877.01	382.09	5298837.5	408293.4	-39.52	-42.73	-45.45
6100	550	2006/07/23	09:51:17	332	10.107	0.440	0.064	1707.693	980756.500	0.000	0.012	0.012	980877.02	382.06	5298861.8	408288.7	-39.45	-42.66	-45.38
6100	550	2006/07/22	16:45:01	332	10.086	0.600	-0.006	1707.721	980756.525	0.000	0.012	0.012	980877.02	382.06	5298861.8	408288.7	-39.43	-42.63	-45.35
6200	-400	2006/07/22	10:35:39	689	0.223	0.700	0.113	4271.032	980752.910	0.016	0.028	0.044	980876.24	384.61	5297939.3	408564.7	-41.68	-44.91	-47.64
6200	-375	2006/07/22	10:39:35	689	-0.421	0.750	0.115	4270.403	980752.281	0.029	0.022	0.051	980876.31	388.52	5297980.6	408560.2	-41.55	-44.80	-47.56
6200	-350	2006/07/22	10:44:06	689	-1.552	0.750	0.116	4269.272	980751.149	0.037	0.018	0.055	980876.33	393.92	5298004.0	408556.0	-41.55	-44.85	-47.65
6200	-325	2006/07/22	11:06:02	689	-1.284	0.680	0.124	4269.519	980751.393	0.018	0.017	0.035	980876.35	393.94	5298029.2	408551.8	-41.34	-44.64	-47.45
6200	-300	2006/07/22	11:10:35	689	-0.636	0.710	0.125	4270.175	980752.049	0.007	0.017	0.024	980876.37	391.71	5298053.6	408547.5	-41.19	-44.47	-47.26
6200	-275	2006/07/22	11:14:28	689	-0.396	0.640	0.126	4270.394	980752.267	0.007	0.018	0.025	980876.39	390.78	5298077.9	408543.3	-41.19	-44.46	-47.25
6200	-250	2006/07/22	11:18:41	689	-0.184	0.760	0.127	4270.643	980752.515	0.013	0.019	0.032	980876.41	390.43	5298102.2	408539.1	-41.03	-44.30	-47.08
6200	-225	2006/07/22	11:22:56	689	-0.416	0.770	0.128	4270.414	980752.286	0.015	0.018	0.033	980876.43	392.02	5298126.5	408534.9	-40.94	-44.22	-47.01
6200	-200	2006/07/22	11:27:17	689	-0.678	0.760	0.129	4270.149	980752.020	0.019	0.017	0.036	980876.45	393.57	5298150.9	408530.6	-40.89	-44.19	-46.99
6200	-175	2006/07/22	11:31:30	689	-1.124	0.770	0.130	4269.706	980751.576	0.019	0.016	0.035	980876.47	396.14	5298175.2	408526.4	-40.81	-44.13	-46.95
6200	-150	2006/07/22	11:35:13	689	-1.520	0.690	0.131	4269.285	980751.155	0.018	0.017	0.035	980876.49	398.51	5298199.5	408522.2	-40.75	-44.09	-46.92
6200	-125	2006/07/22	11:39:12	689	-1.891	0.690	0.131	4268.914	980750.783	0.017	0.019	0.036	980876.51	400.82	5298223.9	408517.9	-40.65	-44.01	-46.86
6200	-100	2006/07/22	11:42:55	689	-2.067	0.700	0.132	4268.741	980750.610	0.016	0.022	0.038	980876.53	402.45	5298248.2	408513.7	-40.49	-43.86	-46.73
6200	-75	2006/07/22	11:46:48	689	-1.849	0.780	0.132	4268.984	980750.852	0.010	0.024	0.034	980876.55	401.93	5298272.5	408509.5	-40.38	-43.75	-46.61
6200	-50	2006/07/22	11:52:25	689	-1.448	0.750	0.133	4269.376	980751.244	0.006	0.025	0.031	980876.57	400.68	5298296.9	408505.2	-40.28	-43.64	-46.49
6200	-25	2006/07/22	12:07:36	689	-1.326	0.750	0.133	4269.498	980751.363	0.009	0.023	0.032	980876.59	400.07	5298321.2	408501.0	-40.31	-43.66	-46.51
6200	0	2006/07/22	12:12:50	689	-0.398	0.770	0.133	4270.433	980752.297	0.011	0.019	0.030	980876.61	396.60	5298345.5	408496.8	-40.13	-43.46	-46.28
6200	25	2006/07/22	12:17:40	689	-0.466	0.790	0.133	4270.370	980752.234	0.006	0.019	0.025	980876.63	398.59	5298369.9	408492.5	-39.80	-43.14	-45.98
6200	50	2006/07/22	12:22:09	689	-0.232	0.700	0.133	4270.576	980752.439	0.009	0.019	0.028	980876.65	398.35	5298394.2	408488.3	-39.66	-43.00	-45.84
6200	75	2006/07/22	12:25:56	689	-0.133	0.710	0.132	4270.679	980752.541	0.018	0.020	0.038	980876.67	398.03	5298418.5	408484.1	-39.64	-42.97	-45.80
6200	100	2006/07/22	12:32:43	689	0.152	0.730	0.132	4270.969	980752.831	0.035	0.022	0.057	980876.69	396.88	5298442.8	408479.8	-39.59	-42.91	-45.74
6200	125	2006/07/22	12:37:07	689	0.861	0.700	0.131	4271.670	980753.531	0.049	0.024	0.073	980876.71	393.28	5298467.2	408475.6	-39.65	-42.95	-45.74
6200	150	2006/07/22	12:42:06	689	1.409	0.700	0.130	4272.217	980754.078	0.053	0.025	0.078	980876.68	390.29	5298478.9	408469.6	-39.71	-42.97	-45.75
6200	175	2006/07/22	13:08:09	689	2.329	0.700	0.124	4273.138	980754.994	0.044	0.028	0.072	980876.70	386.68	5298502.8	408465.8	-39.59	-42.82	-45.57
6200	200	2006/07/22	13:12:02	689	2.832	0.680	0.123	4273.635	980755.490	0.032	0.030	0.062	980876.72	384.84	5298523.0	408462.1	-39.51	-42.73	-45.47
6200	225	2006/08/03	15:28:42	689	2.775	0.060	-0.034	4273.386	980755.974	0.003	0.027	0.030	980876.83	382.69	5298613.1	408450.2	-39.63	-42.83	-45.56
6200	300	2006/07/22	13:30:24	689	3.629	0.520	0.116	4274.382	980756.235	0.002	0.026	0.028	980876.85	381.84	5298637.5	408446.0	-39.57	-42.76	-45.48
6200	300	2006/08/03	15:37:18	689	3.040	0.060	-0.036	4273.651	980756.239	0.002	0.026	0.028	980876.85	381.84	5298637.5	408446.0	-39.56	-42.76	-45.48
6200	325	2006/07/22	13:44:21	332	9.606	0.520	0.110	1707.217	980755.985	0.001	0.023	0.024	980876.86	382.69	5298661.8	408441.8	-39.66	-42.87	-45.59
6200	350	2006/07/22	13:33:04	332	9.586	0.460	0.115	1707.178	980755.944	0.000	0.023	0.023	980876.88	382.41	5298686.1	408437.5	-39.78	-42.99	-45.71
6200	375	2006/07/22	13:26:54	332	9.553	0.460	0.118	1707.145	980755.909	0.000	0.023	0.023	980876.90	382.32	5298710.5	408433.3	-39.86	-43.06	-45.78
6200	400	2006/07/22	13:19:33	332	9.524	0.430	0.120	1707.107	980755.870	0.000	0.024	0.024	980876.92	382.26	5298734.8	408429.1	-39.93	-43.13	-45.85
6200	425	2006/07/22	13:09:38	332	9.575	0.390	0.124	1707.145	980755.906	0.000	0.024	0.024	980876.94	382.18	5298759.1	408424.8	-39.93	-43.13	-45.85
6200	450	2006/07/22	13:00:47	332	9.624	0.470	0.126	1707.219	980755.978	0.000	0.021	0.021	980876.96	382.22	5298783.5	408420.6	-39.87	-43.07	-45.79
6200	475	2006/07/22	12:41:31	332	9.759	0.460	0.130	1707.351	980756.107	0.000	0.019	0.019	980876.98	382.00	5298807.8	408416.4	-39.81	-43.01	-45.73
6200	500	2006/07/22	12:31:30	332	9.846	0.420	0.132	1707.426	980756.179	0.000	0.016	0.016	980877.00	381.84	5298832.1	408412.2	-39.79	-42.99	-45.71
6200	525	2006/07/22	12:22:54	332	9.868	0.390	0.133	1707.438	980756.190	0.000	0.014	0.014	980877.02	381.74	5298856.4	408407.9	-39.83	-43.03	-45.75
6200	550	2006/07/22	12:12:55	332	9.907	0.340	0.133	1707.462	980756.212	0.000	0.013	0.013	980877.04	381.73	5298880.7	408403.7	-39.83	-43.03	-45.75
6200	575	2006/07/22	12:02:56	332	9.972	0.460	0.133	1707.564	980756.311	0.000	0.012	0.012	980877.06	381.45	5298905.1	408399.5	-39.81	-43.00	-45.72
6300	-400	2006/07/22	10:18:06	689	0.423	0.670	0.105	4271.222	980753.104	0.017	0.026	0.043	980876.31	384.45	5297971.3	408654.9	-41.59	-44.81	-47.55
6300	-375	2006/07/22	10:08:06	689	0.162	0.720	0.100	4270.976	980752.859	0.038	0.024	0.062	980876.33	385.87	5297995.7	408650.7	-41.53	-44.76	-47.51
6300	-350	2006/07/22	10:																

6300	350	2006/07/22	09:43:57	332	9.908	0.370	0.086	1707.472	980756.193	0.001	0.019	0.020	980876.90	382.82	5298701.2	408528.0	-39.46	-42.67	-45.40
6300	375	2006/07/22	09:52:43	332	10.044	0.240	0.091	1707.568	980756.290	0.001	0.019	0.020	980876.92	382.67	5298725.5	408523.7	-39.42	-42.62	-45.35
6300	400	2006/07/22	10:04:00	332	9.997	0.510	0.097	1707.604	980756.329	0.001	0.019	0.020	980876.94	382.67	5298749.9	408519.5	-39.40	-42.61	-45.33
6300	425	2006/07/22	10:18:04	332	9.917	0.500	0.105	1707.522	980756.249	0.001	0.019	0.020	980876.96	382.49	5298774.2	408515.3	-39.54	-42.74	-45.47
6300	450	2006/07/22	10:29:55	332	9.887	0.300	0.110	1707.429	980756.159	0.000	0.018	0.018	980876.98	382.54	5298798.5	408511.0	-39.64	-42.84	-45.57
6300	475	2006/07/22	10:41:58	332	9.895	0.400	0.115	1707.468	980756.200	0.000	0.017	0.017	980877.00	382.43	5298822.9	408506.8	-39.64	-42.85	-45.57
6300	500	2006/07/22	10:53:35	332	9.858	0.270	0.120	1707.392	980756.126	0.000	0.016	0.016	980877.02	382.44	5298847.2	408502.6	-39.73	-42.94	-45.66
6300	525	2006/07/22	11:02:45	332	9.828	0.430	0.123	1707.411	980756.147	0.000	0.015	0.015	980877.04	382.42	5298871.5	408498.3	-39.74	-42.94	-45.67
6300	550	2006/07/22	11:15:27	332	9.950	0.480	0.126	1707.548	980756.287	0.000	0.015	0.015	980877.06	382.42	5298895.8	408494.1	-39.67	-42.87	-45.60
6300	575	2006/07/22	11:25:25	332	9.914	0.500	0.129	1707.518	980756.259	0.000	0.013	0.013	980877.07	382.17	5298920.2	408489.9	-39.72	-42.92	-45.65
6300	600	2006/07/22	11:42:56	332	9.939	0.400	0.132	1707.513	980756.257	0.000	0.012	0.012	980877.09	382.23	5298944.5	408485.6	-39.73	-42.94	-45.66
6400	-350	2006/07/21	11:47:19	689	0.587	0.710	0.124	4271.398	980753.294	0.042	0.024	0.066	980876.36	385.31	5298031.3	408726.6	-41.24	-44.47	-47.21
6400	-325	2006/07/21	11:51:40	689	-0.665	0.790	0.123	4270.171	980752.066	0.058	0.022	0.080	980876.38	391.23	5298055.6	408721.7	-41.22	-44.49	-47.27
6400	-300	2006/07/21	11:56:26	689	-2.068	0.780	0.123	4268.765	980750.660	0.085	0.024	0.109	980876.40	397.79	5298079.8	408716.8	-41.22	-44.54	-47.37
6400	-275	2006/07/21	12:01:09	689	-1.723	0.720	0.122	4269.091	980750.986	0.039	0.027	0.066	980876.42	397.13	5298104.0	408712.0	-41.10	-44.42	-47.25
6400	-250	2006/07/21	12:05:28	689	-1.333	0.770	0.121	4269.497	980751.392	0.026	0.027	0.053	980876.44	396.28	5298128.2	408707.1	-40.91	-44.23	-47.05
6400	-225	2006/07/21	12:10:06	689	-0.444	0.700	0.120	4270.364	980752.259	0.028	0.025	0.053	980876.46	392.63	5298152.4	408702.2	-40.84	-44.12	-46.92
6400	-200	2006/07/21	12:14:37	689	-1.138	0.780	0.119	4269.695	980751.589	0.028	0.022	0.050	980876.47	396.62	5298176.6	408697.4	-40.68	-44.00	-46.82
6400	-175	2006/07/21	12:19:22	689	-1.724	0.750	0.118	4269.100	980750.995	0.026	0.020	0.046	980876.49	399.59	5298200.8	408692.5	-40.67	-44.02	-46.86
6400	-150	2006/07/21	12:24:50	689	-2.087	0.700	0.117	4268.722	980750.616	0.022	0.021	0.043	980876.51	401.96	5298225.0	408687.6	-40.57	-43.93	-46.80
6400	-125	2006/07/21	12:29:12	689	-2.152	0.720	0.115	4268.662	980750.557	0.014	0.021	0.035	980876.53	402.68	5298249.3	408682.8	-40.50	-43.88	-46.75
6400	-100	2006/07/21	12:33:14	689	-2.286	0.700	0.114	4268.523	980750.517	0.014	0.022	0.036	980876.55	403.64	5298273.4	408677.9	-40.46	-43.84	-46.71
6400	-75	2006/07/21	12:36:30	689	-2.049	0.680	0.113	4268.753	980750.647	0.016	0.023	0.039	980876.57	403.46	5298297.6	408673.0	-40.28	-43.66	-46.53
6400	-50	2006/07/21	12:40:10	689	-1.565	0.730	0.112	4269.253	980751.147	0.016	0.023	0.039	980876.59	401.68	5298321.8	408668.2	-40.18	-43.54	-46.40
6400	-25	2006/07/21	12:53:12	689	-1.006	0.730	0.107	4269.812	980751.705	0.018	0.023	0.041	980876.61	399.61	5298346.1	408663.3	-40.08	-43.43	-46.27
6400	0	2006/07/21	12:59:08	689	-0.127	0.720	0.105	4270.687	980752.581	0.018	0.022	0.040	980876.63	395.63	5298371.2	408658.2	-40.07	-43.38	-46.20
6400	25	2006/07/21	13:05:07	689	0.130	0.690	0.102	4270.935	980752.828	0.009	0.021	0.030	980876.65	395.38	5298394.5	408654.6	-39.90	-43.22	-46.03
6400	50	2006/07/21	13:08:43	689	0.190	0.700	0.101	4270.999	980752.892	0.008	0.020	0.028	980876.67	396.09	5298419.0	408650.8	-39.71	-43.03	-45.85
6400	75	2006/07/21	13:12:46	689	-0.030	0.730	0.099	4270.788	980752.681	0.015	0.022	0.037	980876.69	397.32	5298443.4	408647.1	-39.67	-43.00	-45.83
6400	100	2006/07/22	08:20:26	689	-0.042	0.710	0.032	4270.769	980752.668	0.035	0.025	0.060	980876.71	398.11	5298467.8	408643.4	-39.51	-42.84	-45.67
6400	100	2006/07/21	13:16:23	689	-0.018	0.700	0.098	4270.790	980752.684	0.035	0.025	0.060	980876.71	398.11	5298467.8	408643.4	-39.49	-42.83	-45.66
6400	125	2006/07/21	13:19:40	689	0.447	0.730	0.096	4271.264	980753.158	0.037	0.027	0.064	980876.69	395.69	5298487.2	408644.8	-39.51	-42.82	-45.63
6400	125	2006/07/22	08:23:59	332	6.780	0.750	0.034	1704.462	980753.166	0.037	0.027	0.064	980876.69	395.69	5298487.2	408644.8	-39.50	-42.81	-45.63
6400	150	2006/07/21	13:58:05	689	1.146	0.730	0.076	4271.964	980753.856	0.043	0.030	0.073	980876.75	392.57	5298516.6	408636.0	-39.52	-42.81	-45.60
6400	200	2006/07/21	14:24:06	332	8.862	0.690	0.060	1706.525	980755.314	0.032	0.031	0.063	980876.79	384.24	5298565.4	408628.5	-39.88	-43.10	-45.83
6400	200	2006/07/21	14:15:19	689	2.657	0.710	0.065	4273.469	980755.361	0.032	0.031	0.063	980876.79	384.24	5298565.4	408628.5	-39.83	-43.05	-45.78
6400	225	2006/07/21	14:19:21	332	9.085	0.590	0.063	1706.717	980755.506	0.015	0.029	0.044	980876.81	383.52	5298589.9	408624.8	-39.88	-43.10	-45.83
6400	250	2006/07/21	14:13:45	332	9.357	0.550	0.067	1706.977	980755.766	0.008	0.027	0.035	980876.83	382.96	5298614.3	408621.1	-39.77	-42.98	-45.71
6400	275	2006/07/21	13:53:31	332	9.617	0.450	0.078	1707.206	980755.994	0.004	0.025	0.029	980876.85	382.77	5298638.7	408617.4	-39.61	-42.82	-45.54
6400	300	2006/07/21	13:41:18	332	9.775	0.380	0.085	1707.343	980756.131	0.003	0.023	0.026	980876.87	382.71	5298663.1	408613.6	-39.51	-42.72	-45.44
6400	325	2006/07/21	13:29:05	332	9.948	0.390	0.091	1707.518	980756.306	0.006	0.021	0.027	980876.89	382.95	5298687.5	408609.9	-39.30	-42.51	-45.24
6400	350	2006/07/21	13:20:04	332	9.370	0.550	0.096	1706.990	980755.778	0.013	0.017	0.030	980876.91	386.11	5298711.9	408606.2	-39.18	-42.41	-45.16
6400	375	2006/07/21	13:14:26	332	9.203	0.630	0.098	1706.847	980755.635	0.016	0.016	0.032	980876.93	386.82	5298736.3	408602.5	-39.19	-42.43	-45.18
6400	400	2006/07/21	13:06:27	332	9.535	0.640	0.102	1707.183	980755.970	0.009	0.017	0.026	980876.95	384.94	5298760.7	408598.8	-39.28	-42.50	-45.24
6400	425	2006/07/21	13:00:06	332	10.092	0.480	0.105	1707.690	980756.477	0.005	0.019	0.024	980876.97	382.22	5298785.2	408595.0	-39.37	-42.57	-45.29
6400	450	2006/07/21	12:52:44	332	9.889	0.510	0.108	1707.496	980756.283	0.001	0.018	0.019	980876.99	382.37	5298809.5	408591.3	-39.56	-42.76	-45.49
6400	475	2006/07/21	12:42:51	332	9.912	0.280	0.111	1707.448	980756.235	0.000	0.018	0.018	980877.01	382.31	5298834.0	408587.6	-39.64	-42.84	-45.57
6400	500	2006/07/21	12:33:25	332	9.836	0.580	0.114	1707.465	980756.252	0.000	0.017	0.017	980877.03	382.38	5298858.4	408583.9	-39.63	-42.83	-45.56
6400	525	2006/07/21	12:11:45	332	10.111	0.340	0.120	1707.666	980756.452	0.000	0.017	0.017	980877.05	382.20	5298882.8	408580.2	-39.49	-42.69	-45.41
6400	550	2006/07/21	11:59:22	332	10.045	0.520	0.122	1707.655	980756.441	0.000	0.016	0.016	980877.07	382.23	5298907.2	408576.4	-39.51	-42.72	-45.44
6400	575	2006/07/21	11:46:29	332	10.053	0.370	0.124	1707.617	980756.403	0.000	0.015	0.015	980877.09	382.25	5298931.6	408572.7	-39.57	-42.77	-45.49
6400	600	2006/07/21	11:36:00	332	10.194	0.290	0.125	1707.734	980756.519	0.000	0.014	0.014	980877.10	381.97	5298956.0	408569.0	-39.53	-42.73	-45.45
6500	-600	2006/07/21	10:53:57	689	-0.978	0.730	0.123	4269.840	980751.736	0.020	0.025	0.045	980876.17	393.33	5297804.0	408861.0	-40.94	-44.23	-47.03
6500	-575	2006/07/21	10:49:16	689	-0.497	0.690	0.122	4270.309	980752.205	0.026	0.034	0.060	980876.19	390.40	5297828.3	408856.7	-41.09	-44.36	-47.14
6500	-550	2006/07/21																	

6500	200	2006/07/21	09:04:22	332	8.543	0.630	0.085	1706.187	980754.968	0.025	0.042	0.067	980876.80	385.46	5298582.4	408727.7	-39.98	-43.21	-45.95
6500	225	2006/07/21	09:10:33	332	8.664	0.690	0.088	1706.327	980755.108	0.026	0.041	0.067	980876.82	384.52	5298606.7	408723.7	-40.06	-43.28	-46.01
6500	250	2006/07/21	09:16:48	332	9.122	0.660	0.091	1706.776	980755.557	0.028	0.040	0.068	980876.84	382.58	5298631.1	408719.7	-40.04	-43.24	-45.96
6500	275	2006/07/21	09:24:11	332	9.348	0.550	0.095	1706.968	980755.749	0.020	0.038	0.058	980876.86	382.10	5298655.5	408715.7	-39.98	-43.18	-45.90
6500	300	2006/07/21	09:32:51	332	9.428	0.450	0.098	1707.017	980755.799	0.013	0.035	0.048	980876.88	381.96	5298679.8	408711.7	-39.99	-43.19	-45.91
6500	325	2006/07/21	09:46:01	332	9.542	0.380	0.104	1707.109	980755.891	0.009	0.032	0.041	980876.90	381.73	5298704.2	408707.6	-39.98	-43.17	-45.89
6500	350	2006/07/21	09:53:46	332	9.497	0.500	0.107	1707.101	980755.884	0.005	0.028	0.033	980876.92	381.93	5298728.6	408703.6	-39.97	-43.17	-45.89
6500	375	2006/07/21	10:02:23	332	9.528	0.370	0.111	1707.092	980755.875	0.003	0.026	0.029	980876.94	381.92	5298752.9	408699.6	-40.01	-43.21	-45.93
6500	375	2006/07/21	10:06:38	332	9.558	0.370	0.112	1707.122	980755.905	0.003	0.026	0.029	980876.94	381.92	5298752.9	408699.6	-39.98	-43.18	-45.90
6500	400	2006/07/21	10:15:10	332	9.625	0.440	0.115	1707.211	980755.993	0.002	0.025	0.027	980876.96	382.03	5298777.3	408695.6	-39.89	-43.09	-45.81
6500	425	2006/07/21	10:28:55	332	9.784	0.370	0.118	1707.348	980756.132	0.001	0.025	0.026	980876.98	381.96	5298801.7	408691.5	-39.78	-42.98	-45.70
6500	450	2006/07/21	10:37:54	332	9.892	0.320	0.120	1707.441	980756.224	0.001	0.025	0.026	980877.00	382.15	5298826.0	408687.5	-39.67	-42.87	-45.59
6500	475	2006/07/21	10:46:48	332	10.082	0.300	0.122	1707.624	980756.408	0.000	0.025	0.025	980877.02	382.03	5298850.4	408683.5	-39.53	-42.73	-45.45
6500	500	2006/07/21	10:54:45	332	10.129	0.660	0.123	1707.782	980756.566	0.000	0.023	0.023	980877.04	382.36	5298874.8	408679.5	-39.33	-42.53	-45.25
6500	525	2006/07/21	11:01:35	332	10.244	0.570	0.124	1707.870	980756.654	0.000	0.022	0.022	980877.06	382.38	5298899.1	408675.5	-39.25	-42.46	-45.18
6500	550	2006/07/21	11:14:36	332	10.418	0.490	0.125	1708.020	980756.804	0.001	0.022	0.023	980877.08	381.83	5298923.5	408671.5	-39.24	-42.44	-45.16
6600	-600	2006/07/20	16:36:35	689	-1.448	0.630	-0.044	4269.349	980751.172	0.009	0.014	0.023	980876.19	397.20	5297816.8	408952.9	-40.72	-44.05	-46.88
6600	-575	2006/07/20	16:41:11	689	-1.833	0.650	-0.046	4268.971	980750.794	0.019	0.013	0.032	980876.21	398.85	5297841.2	408949.3	-40.76	-44.10	-46.94
6600	-575	2006/07/20	16:50:13	332	4.371	0.650	-0.049	1702.022	980750.835	0.019	0.013	0.032	980876.21	398.85	5297841.2	408949.3	-40.72	-44.06	-46.90
6600	-550	2006/07/20	16:48:21	689	-1.856	0.750	-0.049	4268.978	980750.802	0.024	0.014	0.038	980876.23	398.24	5297865.7	408945.7	-40.89	-44.22	-47.06
6600	-550	2006/07/20	16:45:21	332	4.342	0.750	-0.047	1702.023	980750.836	0.024	0.014	0.038	980876.23	398.24	5297865.7	408945.7	-40.86	-44.19	-47.03
6600	-525	2006/07/20	16:41:30	332	5.006	0.710	-0.046	1702.675	980751.488	0.016	0.017	0.033	980876.25	395.11	5297890.1	408942.1	-40.89	-44.20	-47.02
6600	-500	2006/07/20	16:36:48	332	4.943	0.750	-0.044	1702.625	980751.438	0.012	0.019	0.031	980876.27	394.57	5297914.5	408938.5	-41.08	-44.39	-47.20
6600	-475	2006/07/20	16:30:42	332	5.143	0.650	-0.041	1702.794	980751.607	0.011	0.022	0.033	980876.29	393.63	5297939.0	408934.9	-41.13	-44.42	-47.23
6600	-450	2006/07/20	16:25:26	332	5.230	0.560	-0.039	1702.852	980751.665	0.011	0.025	0.036	980876.31	393.26	5297963.4	408931.3	-41.16	-44.46	-47.26
6600	-425	2006/07/20	16:17:07	332	4.907	0.660	-0.035	1702.561	980751.373	0.020	0.025	0.045	980876.32	394.82	5297987.8	408927.8	-41.13	-44.44	-47.25
6600	-400	2006/07/20	16:01:48	332	5.042	0.590	-0.028	1702.674	980751.487	0.024	0.027	0.051	980876.34	394.13	5298012.2	408924.1	-41.18	-44.48	-47.28
6600	-375	2006/07/20	15:55:05	332	5.876	0.570	-0.025	1703.502	980752.314	0.017	0.030	0.047	980876.36	390.61	5298036.7	408920.6	-41.13	-44.40	-47.18
6600	-350	2006/07/20	15:47:29	332	6.142	0.680	-0.021	1703.802	980752.614	0.012	0.031	0.043	980876.38	389.50	5298061.1	408917.0	-41.08	-44.35	-47.12
6600	-325	2006/07/20	15:42:55	332	6.677	0.690	-0.018	1704.340	980753.152	0.010	0.032	0.042	980876.40	387.52	5298085.5	408913.4	-40.99	-44.23	-46.99
6600	-300	2006/07/20	15:15:51	332	6.901	0.590	-0.004	1704.533	980753.344	0.007	0.031	0.038	980876.42	386.59	5298110.0	408909.8	-41.02	-44.26	-47.01
6600	-275	2006/07/20	15:08:47	332	6.839	0.290	0.000	1704.379	980753.190	0.006	0.027	0.033	980876.44	386.55	5298134.4	408906.2	-41.20	-44.44	-47.20
6600	-250	2006/07/20	14:57:53	332	6.651	0.490	0.007	1704.252	980753.063	0.009	0.024	0.033	980876.46	386.74	5298158.8	408902.6	-41.31	-44.55	-47.31
6600	-225	2006/07/20	14:45:52	332	6.669	0.550	0.013	1704.289	980753.099	0.015	0.023	0.038	980876.48	386.94	5298183.3	408899.0	-41.25	-44.49	-47.24
6600	-200	2006/07/20	13:29:41	332	6.894	0.520	0.057	1704.505	980753.314	0.032	0.024	0.056	980876.50	387.22	5298207.7	408895.4	-40.97	-44.21	-46.97
6600	-175	2006/07/20	13:22:54	332	6.232	0.650	0.060	1703.883	980752.692	0.041	0.023	0.064	980876.52	390.72	5298232.1	408891.8	-40.86	-44.13	-46.91
6600	-150	2006/07/20	13:17:30	332	5.280	0.690	0.063	1702.943	980751.752	0.039	0.022	0.061	980876.54	392.26	5298256.6	408888.2	-40.86	-44.17	-46.98
6600	-125	2006/07/20	13:12:44	332	5.086	0.610	0.066	1702.724	980751.533	0.025	0.023	0.048	980876.56	396.76	5298281.0	408884.6	-40.80	-44.12	-46.94
6600	-100	2006/07/20	13:04:57	332	4.735	0.710	0.070	1702.404	980751.213	0.020	0.024	0.044	980876.58	398.91	5298305.4	408881.0	-40.69	-44.03	-46.87
6600	-75	2006/07/20	12:58:05	332	4.521	0.390	0.073	1702.091	980750.900	0.020	0.025	0.045	980876.60	400.59	5298329.9	408877.5	-40.66	-44.01	-46.87
6600	-50	2006/07/20	12:52:49	332	5.430	0.720	0.076	1703.102	980751.910	0.012	0.026	0.038	980876.62	396.77	5298354.3	408873.8	-40.49	-43.81	-46.64
6600	-25	2006/07/20	12:47:04	332	5.071	0.600	0.078	1702.706	980751.515	0.010	0.027	0.037	980876.64	398.92	5298378.7	408870.3	-40.45	-43.79	-46.63
6600	0	2006/07/20	12:42:10	332	6.024	0.720	0.080	1703.696	980752.505	0.014	0.027	0.041	980876.66	396.09	5298405.4	408866.0	-40.08	-43.39	-46.21
6600	25	2006/07/20	12:37:01	332	6.324	0.650	0.082	1703.975	980752.783	0.021	0.027	0.048	980876.68	395.57	5298427.0	408861.7	-39.92	-43.23	-46.04
6600	50	2006/07/20	12:31:47	332	5.714	0.520	0.085	1703.324	980752.132	0.017	0.027	0.044	980876.70	398.79	5298451.3	408857.3	-39.91	-43.25	-46.09
6600	75	2006/07/21	08:29:29	332	5.297	0.660	0.065	1702.951	980751.731	0.023	0.027	0.050	980876.68	400.90	5298473.0	408848.1	-39.84	-43.19	-46.05
6600	75	2006/07/20	15:26:01	332	5.296	0.720	0.087	1702.968	980751.777	0.023	0.027	0.050	980876.68	400.90	5298473.0	408848.1	-39.79	-43.15	-46.00
6600	100	2006/07/21	08:25:35	689	-0.430	0.720	0.062	4270.385	980752.284	0.021	0.026	0.047	980876.70	399.66	5298497.0	408843.8	-39.57	-42.91	-45.76
6600	100	2006/07/20	12:18:56	332	6.820	0.700	0.090	1703.486	980752.294	0.021	0.026	0.047	980876.70	399.66	5298497.0	408843.8	-39.56	-42.90	-45.75
6600	125	2006/07/20	12:13:49	332	6.396	0.640	0.092	1704.043	980752.851	0.021	0.026	0.047	980876.76	397.50	5298524.2	408843.9	-39.48	-42.81	-45.64
6600	150	2006/07/20	12:08:16	332	6.521	0.650	0.094	1704.171	980752.979	0.022	0.027	0.049	980876.78	397.36	5298548.5	408839.5	-39.44	-42.77	-45.59
6600	175	2006/07/20	12:03:07	332	6.608	0.680	0.095	1704.268	980753.075	0.025	0.029	0.054	980876.80	397.15	5298572.7	408835.1	-39.40	-42.73	-45.55
6600	200	2006/07/20	11:58:00	332	6.677	0.750	0.097	1704.358	980753.166	0.032	0.032	0.064	980876.82	396.91	5298597.0	408830.6	-39.37	-42.69	-45.51
6600	225	2006/07/20	11:51:34	332	6.045	0.760	0.099	1703.729	980752.537	0.068	0.036	0.104	980876.84	399.75	5298621.3	408826.2	-39.37	-42.71	-45.55
6600	250	2006/07/20	11:																

6700	-25	2006/07/20	14:31:09	689	-1.420	0.790	0.022	4269.426	980751.243	0.024	0.031	0.055	980876.66	403.65	5298396.4	408957.4	-39.71	-43.09	-45.96
6700	0	2006/08/04	14:27:23	689	-1.013	0.070	0.007	4269.601	980752.225	0.027	0.031	0.058	980876.67	399.88	5298419.4	408953.9	-39.55	-42.89	-45.74
6700	25	2006/08/04	14:20:36	689	-0.520	0.070	0.011	4270.094	980752.718	0.056	0.032	0.088	980876.66	397.79	5298443.3	408954.0	-39.44	-42.77	-45.60
6700	50	2006/08/04	14:15:40	689	-1.766	0.070	0.013	4268.848	980751.472	0.037	0.034	0.071	980876.67	404.34	5298461.2	408949.7	-39.33	-42.72	-45.59
6700	50	2006/08/03	14:20:14	689	-1.720	0.060	-0.011	4268.891	980751.475	0.037	0.034	0.071	980876.67	404.34	5298461.2	408949.7	-39.33	-42.71	-45.59
6700	75	2006/07/20	17:16:09	332	4.931	0.650	-0.059	1702.582	980751.395	0.015	0.035	0.050	980876.69	405.03	5298491.6	408944.0	-39.31	-42.70	-45.58
6700	75	2006/07/20	12:26:26	689	-1.213	0.780	0.086	4269.630	980751.441	0.015	0.035	0.050	980876.69	405.03	5298491.6	408944.0	-39.26	-42.66	-45.54
6700	75	2006/08/04	14:11:28	689	-1.792	0.070	0.015	4268.822	980751.447	0.015	0.035	0.050	980876.69	405.03	5298491.6	408944.0	-39.26	-42.65	-45.53
6700	100	2006/08/04	14:06:28	689	-1.821	0.070	0.018	4268.793	980751.418	0.020	0.035	0.055	980876.75	405.46	5298517.3	408934.1	-39.25	-42.64	-45.53
6700	100	2006/07/20	12:22:10	689	-1.167	0.620	0.088	4269.627	980751.438	0.020	0.035	0.055	980876.75	405.46	5298517.3	408934.1	-39.23	-42.62	-45.51
6700	125	2006/07/20	12:17:59	689	-0.712	0.640	0.090	4270.088	980751.899	0.020	0.034	0.054	980876.77	403.55	5298541.5	408929.2	-39.19	-42.57	-45.44
6700	150	2006/07/20	12:13:43	689	0.066	0.750	0.091	4270.900	980752.710	0.021	0.031	0.052	980876.79	400.00	5298565.7	408924.4	-39.16	-42.51	-45.35
6700	175	2006/07/20	12:08:11	689	0.391	0.740	0.093	4271.222	980753.032	0.020	0.029	0.049	980876.81	399.52	5298590.0	408919.5	-39.17	-42.51	-45.35
6700	200	2006/07/20	12:03:15	689	0.225	0.710	0.095	4271.047	980752.857	0.017	0.029	0.046	980876.83	399.25	5298614.2	408914.6	-39.22	-42.56	-45.40
6700	200	2006/07/20	11:55:15	689	0.268	0.620	0.097	4271.052	980752.862	0.017	0.029	0.046	980876.83	399.25	5298614.2	408914.6	-39.21	-42.56	-45.40
6700	225	2006/07/20	11:50:39	689	-0.357	0.730	0.099	4270.461	980752.270	0.024	0.033	0.057	980876.85	402.15	5298638.4	408909.8	-39.20	-42.56	-45.42
6700	250	2006/07/20	11:46:38	689	-0.529	0.620	0.100	4270.254	980752.064	0.038	0.038	0.076	980876.87	403.39	5298662.6	408904.9	-39.14	-42.51	-45.38
6700	275	2006/07/20	11:41:34	689	-0.168	0.620	0.101	4270.616	980752.425	0.048	0.043	0.091	980876.89	402.08	5298686.8	408900.0	-39.06	-42.42	-45.28
6700	300	2006/07/20	11:37:16	689	0.167	0.620	0.102	4270.951	980752.760	0.076	0.049	0.125	980876.91	400.93	5298711.0	408895.2	-38.95	-42.30	-45.14
6700	325	2006/07/20	11:32:37	689	1.321	0.770	0.103	4272.151	980753.959	0.071	0.054	0.125	980876.93	395.52	5298735.2	408890.3	-38.91	-42.22	-45.03
6700	350	2006/07/20	11:28:15	689	2.154	0.700	0.104	4272.962	980754.771	0.063	0.056	0.119	980876.95	391.14	5298759.4	408885.4	-39.06	-42.33	-45.10
6700	375	2006/07/20	11:23:42	689	2.906	0.690	0.105	4273.712	980755.520	0.059	0.054	0.113	980876.97	387.38	5298783.7	408880.6	-39.13	-42.37	-45.12
6700	400	2006/07/20	11:18:28	689	3.928	0.680	0.106	4274.730	980756.538	0.062	0.053	0.115	980876.99	381.74	5298807.8	408875.7	-39.33	-42.52	-45.23
6700	425	2006/07/20	11:13:37	689	3.650	0.710	0.107	4274.461	980756.269	0.027	0.047	0.074	980877.01	381.94	5298832.1	408870.8	-39.62	-42.82	-45.53
6800	-600	2006/07/19	13:59:14	689	-0.587	0.670	0.005	4270.212	980751.987	0.016	0.024	0.040	980876.21	392.46	5297846.4	409150.2	-40.92	-44.20	-47.00
6800	-575	2006/07/19	14:03:52	689	-0.954	0.670	0.003	4269.845	980751.620	0.023	0.024	0.047	980876.23	394.14	5297871.0	409146.0	-40.94	-44.24	-47.04
6800	-550	2006/07/19	14:11:12	689	-0.921	0.720	0.000	4269.894	980751.670	0.022	0.026	0.048	980876.25	393.48	5297895.7	409141.8	-41.05	-44.34	-47.14
6800	-525	2006/07/19	14:15:32	689	-0.372	0.670	-0.002	4270.427	980752.204	0.016	0.032	0.048	980876.27	390.63	5297920.4	409137.6	-41.14	-44.41	-47.19
6800	-500	2006/07/19	14:25:12	689	-0.376	0.710	-0.007	4270.436	980752.213	0.010	0.037	0.047	980876.29	390.82	5297945.0	409133.4	-41.11	-44.38	-47.16
6800	-475	2006/07/19	14:30:09	689	-0.477	0.720	-0.009	4270.338	980752.116	0.013	0.042	0.055	980876.31	391.46	5297969.7	409129.2	-41.08	-44.36	-47.14
6800	-450	2006/07/19	14:34:35	689	-0.112	0.700	-0.011	4270.696	980752.475	0.021	0.048	0.069	980876.33	389.27	5297994.3	409125.0	-41.19	-44.45	-47.22
6800	-450	2006/08/03	17:04:18	689	-0.678	0.020	-0.056	4269.921	980752.513	0.021	0.048	0.069	980876.33	389.27	5297994.3	409125.0	-41.15	-44.41	-47.18
6800	-425	2006/07/19	14:39:05	689	0.766	0.800	-0.013	4271.606	980753.385	0.049	0.055	0.104	980876.35	384.82	5298019.0	409120.8	-41.20	-44.42	-47.16
6800	-400	2006/07/19	14:43:31	689	0.858	0.660	-0.015	4271.655	980753.434	0.037	0.054	0.091	980876.37	384.45	5298043.6	409116.6	-41.27	-44.48	-47.22
6800	-375	2006/07/19	14:47:50	689	0.733	0.720	-0.016	4271.547	980753.327	0.032	0.053	0.085	980876.39	384.69	5298068.3	409112.4	-41.35	-44.57	-47.30
6800	-350	2006/07/19	14:55:49	689	0.742	0.540	-0.020	4271.501	980753.282	0.031	0.050	0.081	980876.41	384.85	5298093.0	409108.2	-41.39	-44.61	-47.34
6800	-325	2006/07/19	15:00:45	689	0.901	0.660	-0.022	4271.697	980753.477	0.033	0.043	0.076	980876.43	384.92	5298117.6	409104.0	-41.20	-44.42	-47.16
6800	-300	2006/07/19	15:06:17	689	0.925	0.680	-0.024	4271.728	980753.509	0.038	0.036	0.074	980876.45	385.41	5298142.3	409099.8	-41.09	-44.31	-47.06
6800	-275	2006/07/19	15:10:58	689	0.296	0.800	-0.026	4271.135	980752.917	0.027	0.028	0.055	980876.47	388.54	5298166.9	409095.6	-41.06	-44.31	-47.08
6800	-250	2006/07/19	15:16:04	689	0.273	0.770	-0.028	4271.103	980752.886	0.033	0.027	0.060	980876.49	389.02	5298191.6	409091.4	-41.00	-44.26	-47.03
6800	-225	2006/07/19	15:20:57	689	0.107	0.730	-0.029	4270.925	980752.707	0.047	0.026	0.073	980876.51	390.25	5298216.3	409087.2	-40.92	-44.19	-46.97
6800	-200	2006/07/19	15:24:39	689	-0.394	0.690	-0.031	4270.411	980752.194	0.069	0.025	0.094	980876.53	392.71	5298240.9	409083.0	-40.91	-44.19	-46.99
6800	-175	2006/07/19	15:31:15	689	-1.574	0.770	-0.034	4269.256	980751.039	0.073	0.023	0.096	980876.55	398.77	5298265.6	409078.8	-40.80	-44.13	-46.97
6800	-150	2006/07/19	15:36:23	689	-2.102	0.760	-0.035	4268.725	980750.509	0.063	0.024	0.087	980876.57	402.60	5298290.2	409074.6	-40.55	-43.91	-46.78
6800	-125	2006/07/19	15:40:23	689	-2.474	0.810	-0.037	4268.368	980750.152	0.050	0.025	0.075	980876.59	405.42	5298314.9	409070.4	-40.34	-43.73	-46.62
6800	-100	2006/07/19	15:43:54	689	-2.502	0.760	-0.038	4268.325	980750.109	0.034	0.025	0.059	980876.61	406.60	5298339.6	409066.2	-40.17	-43.57	-46.47
6800	-75	2006/07/19	15:48:36	689	-2.534	0.710	-0.039	4268.277	980750.062	0.027	0.027	0.054	980876.63	407.98	5298364.2	409062.0	-39.95	-43.37	-46.27
6800	-50	2006/07/19	15:54:31	689	-2.641	0.830	-0.041	4268.208	980749.993	0.026	0.029	0.055	980876.65	409.62	5298388.9	409057.8	-39.69	-43.12	-46.03
6800	-25	2006/07/19	15:58:28	689	-2.452	0.810	-0.043	4268.390	980750.176	0.021	0.031	0.052	980876.67	409.86	5298413.5	409053.6	-39.48	-42.91	-45.83
6800	0	2006/08/03	16:48:32	689	-2.102	0.060	-0.053	4268.509	980751.100	0.014	0.030	0.044	980876.69	406.54	5298438.2	409049.4	-39.29	-42.69	-45.59
6800	0	2006/07/19	16:04:39	689	-1.459	0.720	-0.044	4269.355	980751.142	0.014	0.030	0.044	980876.69	406.54	5298438.2	409049.4	-39.25	-42.65	-45.55
6800	25	2006/07/19	16:10:43	689	-1.656	0.740	-0.046	4269.165	980750.952	0.010	0.033	0.043	980876.71	408.06	5298462.1	409046.3	-39.13	-42.55	-45.46
6800	50	2006/07/19	16:16:13	689	-1.898	0.800	-0.048	4268.941	980750.729	0.012	0.036	0.048	980876.73	409.17	5298486.8	409042.5	-39.14	-42.56	-45.48
6800	75	2006/07/19	16:22:45	689	-1.618	0.710	-0.050	4269.204	980750.992	0.010	0.036	0.046	980876.71	407.59	5298507.2	409043.1	-39.19	-42.60	-45.50
6800	100	2006/07/20	08:30:13	332</															

6900	-450	2006/07/19	14:46:55	332	4.790	0.650	-0.016	1702.547	980751.228	0.043	0.025	0.068	980876.35	394.75	5298013.1	409223.7	-41.29	-44.60	-47.40
6900	-425	2006/07/19	14:52:58	332	3.908	0.570	-0.018	1701.640	980750.320	0.058	0.022	0.080	980876.37	398.85	5298037.8	409219.5	-41.34	-44.67	-47.51
6900	-400	2006/07/19	14:58:24	332	4.358	0.680	-0.021	1702.124	980750.804	0.039	0.023	0.062	980876.39	396.93	5298062.4	409215.3	-41.30	-44.62	-47.45
6900	-375	2006/07/19	15:06:55	332	3.739	0.680	-0.024	1701.505	980750.186	0.054	0.021	0.075	980876.41	400.17	5298087.1	409211.1	-41.24	-44.58	-47.43
6900	-350	2006/07/19	15:16:24	332	4.035	0.630	-0.028	1701.785	980750.466	0.045	0.021	0.066	980876.43	399.42	5298111.8	409206.9	-41.15	-44.49	-47.33
6900	-325	2006/07/19	15:24:32	332	4.520	0.740	-0.031	1702.304	980750.985	0.038	0.023	0.061	980876.45	397.47	5298136.4	409202.7	-41.07	-44.39	-47.22
6900	-300	2006/07/19	15:30:02	332	5.110	0.660	-0.033	1702.870	980751.551	0.037	0.025	0.062	980876.47	395.08	5298161.1	409198.5	-41.03	-44.33	-47.14
6900	-275	2006/07/19	15:37:45	332	5.225	0.710	-0.036	1703.001	980751.682	0.040	0.026	0.066	980876.49	395.29	5298185.7	409194.3	-40.87	-44.17	-46.99
6900	-250	2006/07/19	15:43:41	332	4.488	0.680	-0.038	1702.254	980751.935	0.039	0.024	0.063	980876.51	397.73	5298210.4	409190.1	-40.69	-44.04	-46.88
6900	-225	2006/07/19	15:47:40	332	4.459	0.640	-0.039	1702.212	980750.894	0.032	0.024	0.056	980876.53	399.64	5298235.0	409185.9	-40.78	-44.13	-46.97
6900	-200	2006/07/19	15:53:36	332	3.771	0.680	-0.041	1701.537	980750.218	0.033	0.023	0.056	980876.55	403.17	5298259.7	409181.7	-40.73	-44.11	-46.97
6900	-175	2006/07/19	16:02:19	332	4.166	0.670	-0.044	1701.929	980750.611	0.026	0.022	0.048	980876.57	402.03	5298284.4	409177.5	-40.61	-43.97	-46.84
6900	-150	2006/07/19	16:08:19	332	3.694	0.620	-0.046	1701.441	980750.123	0.022	0.022	0.044	980876.59	405.03	5298309.0	409173.3	-40.48	-43.88	-46.76
6900	-125	2006/07/19	16:14:02	332	3.554	0.700	-0.047	1701.326	980750.008	0.014	0.023	0.037	980876.61	406.72	5298333.7	409169.1	-40.27	-43.68	-46.57
6900	-100	2006/07/19	16:20:27	332	3.825	0.570	-0.049	1701.557	980750.239	0.008	0.024	0.032	980876.63	406.44	5298358.4	409164.9	-40.12	-43.53	-46.42
6900	-75	2006/07/19	16:30:30	332	4.012	0.380	-0.052	1701.685	980750.367	0.006	0.025	0.031	980876.65	406.50	5298383.0	409160.7	-40.00	-43.41	-46.30
6900	-50	2006/07/19	16:42:39	332	4.212	0.310	-0.055	1701.864	980750.546	0.005	0.027	0.032	980876.67	406.59	5298407.7	409156.5	-39.82	-43.23	-46.13
6900	-25	2006/07/19	16:50:20	332	4.365	0.380	-0.056	1702.039	980750.721	0.008	0.029	0.037	980876.69	406.63	5298432.3	409152.3	-39.65	-43.06	-45.96
6900	-25	2006/07/19	16:55:14	689	-1.761	0.380	-0.058	4268.958	980750.750	0.008	0.029	0.037	980876.69	406.63	5298432.3	409152.3	-39.63	-43.03	-45.93
6900	0	2006/07/19	16:55:08	332	4.557	0.740	-0.057	1702.341	980751.024	0.015	0.031	0.046	980876.71	407.08	5298457.0	409148.1	-39.26	-42.67	-45.57
6900	0	2006/07/19	16:50:39	689	-1.580	0.730	-0.056	4269.248	980751.039	0.015	0.031	0.046	980876.71	407.08	5298457.0	409148.1	-39.25	-42.66	-45.56
6900	25	2006/07/19	16:44:51	689	-2.027	0.700	-0.055	4268.792	980750.582	0.014	0.035	0.049	980876.73	410.74	5298482.9	409142.8	-38.95	-42.39	-45.31
6900	50	2006/07/19	16:41:05	689	-2.464	0.630	-0.054	4268.333	980750.123	0.015	0.037	0.052	980876.75	412.79	5298507.5	409138.0	-38.99	-42.44	-45.38
6900	75	2006/07/19	16:35:19	689	-2.799	0.750	-0.053	4268.035	980749.824	0.016	0.038	0.054	980876.72	413.76	5298524.8	409134.0	-39.05	-42.52	-45.46
6900	75	2006/07/20	08:26:01	689	-2.690	0.720	0.079	4268.125	980749.924	0.016	0.038	0.054	980876.72	413.76	5298524.8	409140.8	-38.95	-42.42	-45.36
6900	100	2006/07/20	08:30:11	689	-2.909	0.670	0.080	4267.890	980749.690	0.026	0.039	0.065	980876.74	415.04	5298551.1	409135.9	-38.92	-42.40	-45.35
6900	125	2006/07/20	08:36:43	689	-2.333	0.700	0.083	4268.475	980750.275	0.026	0.036	0.062	980876.81	412.69	5298581.1	409123.6	-38.91	-42.36	-45.30
6900	150	2006/07/20	08:45:17	689	-1.647	0.750	0.087	4269.177	980750.977	0.028	0.033	0.061	980876.83	409.67	5298605.7	409118.8	-38.86	-42.29	-45.21
6900	175	2006/07/20	08:49:50	689	-0.669	0.770	0.088	4270.161	980751.961	0.028	0.030	0.058	980876.85	404.66	5298630.2	409114.0	-38.97	-42.36	-45.23
6900	200	2006/07/20	08:53:44	689	-0.859	0.730	0.090	4269.959	980751.759	0.009	0.030	0.039	980876.87	405.96	5298654.8	409109.2	-38.94	-42.34	-45.23
6900	225	2006/07/20	09:00:13	689	-0.988	0.760	0.092	4269.839	980751.640	0.012	0.031	0.043	980876.89	407.08	5298679.3	409104.4	-38.83	-42.24	-45.14
6900	250	2006/07/20	09:05:00	689	-0.792	0.700	0.094	4270.017	980751.818	0.013	0.029	0.042	980876.91	406.06	5298703.8	409099.6	-38.89	-42.29	-45.18
6900	275	2006/07/20	09:09:42	689	-0.722	0.730	0.095	4270.095	980751.897	0.022	0.029	0.051	980876.93	405.90	5298728.4	409094.8	-38.86	-42.25	-45.14
6900	300	2006/07/20	09:15:15	689	-0.374	0.740	0.097	4270.447	980752.248	0.039	0.029	0.068	980876.95	404.79	5298753.0	409090.0	-38.74	-42.13	-45.01
6900	325	2006/07/20	09:21:16	689	0.536	0.770	0.099	4271.366	980753.168	0.033	0.027	0.060	980876.97	399.69	5298777.5	409085.2	-38.93	-42.28	-45.12
6900	350	2006/07/20	09:28:35	689	0.819	0.790	0.101	4271.655	980753.458	0.030	0.029	0.059	980876.99	398.23	5298802.0	409080.4	-38.97	-42.31	-45.14
6900	375	2006/07/20	09:33:47	689	1.689	0.750	0.102	4272.513	980754.315	0.036	0.034	0.070	980877.01	394.21	5298826.6	409075.6	-38.97	-42.27	-45.08
6900	400	2006/07/20	09:39:45	689	2.271	0.650	0.103	4273.064	980754.867	0.055	0.039	0.094	980877.03	391.77	5298851.2	409070.8	-38.93	-42.21	-44.99
6900	425	2006/07/20	09:45:58	689	1.573	0.740	0.105	4272.394	980754.197	0.053	0.040	0.093	980877.05	395.84	5298875.7	409066.0	-38.76	-42.07	-44.88
6900	450	2006/07/20	09:51:16	689	0.263	0.700	0.106	4271.072	980752.875	0.083	0.042	0.125	980877.07	402.75	5298900.2	409061.2	-38.60	-41.96	-44.82
6900	475	2006/07/20	09:58:06	689	-0.152	0.730	0.107	4270.666	980752.470	0.072	0.043	0.115	980877.09	405.26	5298924.8	409056.4	-38.50	-41.89	-44.77
6900	500	2006/07/20	10:02:19	689	-0.156	0.740	0.107	4270.665	980752.469	0.061	0.042	0.103	980877.11	405.70	5298949.3	409051.6	-38.45	-41.84	-44.72
6900	525	2006/07/20	10:06:56	689	-0.018	0.740	0.108	4270.803	980752.607	0.058	0.040	0.098	980877.13	404.95	5298973.9	409046.8	-38.49	-41.88	-44.76
6900	550	2006/07/20	10:11:32	689	1.387	0.730	0.108	4272.205	980754.010	0.039	0.036	0.075	980877.15	398.12	5298998.4	409042.0	-38.58	-41.92	-44.75
6900	575	2006/07/20	10:16:43	689	0.757	0.740	0.109	4271.578	980753.383	0.018	0.034	0.052	980877.17	400.82	5299023.0	409037.2	-38.69	-42.04	-44.89
6900	600	2006/07/20	10:20:51	689	0.820	0.790	0.109	4271.656	980753.461	0.020	0.030	0.050	980877.19	400.86	5299047.5	409032.4	-38.62	-41.98	-44.83
7000	-600	2006/07/19	12:11:11	332	4.422	0.610	0.055	1702.080	980750.873	0.021	0.020	0.041	980876.24	395.26	5297880.0	409343.5	-41.46	-44.77	-47.59
7000	-575	2006/07/19	12:15:56	332	4.166	0.680	0.053	1701.826	980750.619	0.035	0.019	0.054	980876.26	397.57	5297904.6	409339.3	-41.23	-44.56	-47.39
7000	-550	2006/07/19	12:21:00	332	4.486	0.660	0.051	1702.140	980750.933	0.030	0.022	0.052	980876.28	396.25	5297929.3	409335.1	-41.22	-44.54	-47.36
7000	-525	2006/07/19	12:26:43	332	5.345	0.550	0.049	1702.965	980751.758	0.031	0.028	0.059	980876.30	391.97	5297954.0	409330.9	-41.32	-44.60	-47.39
7000	-500	2006/07/19	12:32:46	332	4.986	0.710	0.046	1702.655	980751.448	0.032	0.028	0.060	980876.32	393.45	5297978.6	409326.7	-41.33	-44.62	-47.42
7000	-475	2006/07/19	12:39:34	332	4.150	0.700	0.043	1701.816	980750.610	0.035	0.025	0.060	980876.34	397.59	5298003.3	409322.5	-41.31	-44.64	-47.47
7000	-450	2006/07/19	12:44:20	332	3.564	0.680	0.041	1701.224	980750.017	0.033	0.023	0.056	980876.36	400.63	5298027.9	409318.3	-41.28	-44.64	-47.49
7000	-450	2006/07/19	12:54:50	332	3.572	0.680	0.036	1701.338	980750.017	0.033	0.023	0.056	980876.36	400.63	5298027.9	409318.3	-41.28	-44.64	-47.49
7000	-425	2006/07/19	13:32:38																

7000	100	2006/08/04	15:53:03	689	-2.937	0.070	-0.034	4267.677	980750.297	0.012	0.029	0.041	980876.76	412.47	5298564.0	409233.7	-38.90	-42.36	-45.29
7000	125	2006/07/19	09:01:22	689	-2.324	0.700	0.087	4268.485	980750.233	0.015	0.030	0.045	980876.78	413.23	5298591.6	409227.3	-38.82	-42.28	-45.23
7000	150	2006/07/19	09:06:33	689	-2.055	0.760	0.087	4268.772	980750.521	0.025	0.029	0.054	980876.84	411.83	5298619.5	409221.8	-38.88	-42.33	-45.26
7000	175	2006/07/19	09:13:50	689	-1.390	0.710	0.088	4269.422	980751.171	0.037	0.027	0.064	980876.86	408.86	5298644.2	409217.9	-38.87	-42.29	-45.20
7000	200	2006/07/19	09:18:38	689	-0.396	0.750	0.088	4270.428	980752.178	0.047	0.024	0.071	980876.88	403.71	5298668.9	409214.0	-38.97	-42.35	-45.22
7000	225	2006/07/19	09:22:46	689	-0.222	0.770	0.089	4270.608	980752.359	0.030	0.024	0.054	980876.90	402.93	5298693.6	409210.0	-38.99	-42.37	-45.23
7000	250	2006/07/19	09:26:51	689	0.359	0.670	0.089	4271.158	980752.909	0.042	0.026	0.068	980876.92	399.50	5298718.3	409206.1	-39.18	-42.52	-45.36
7000	275	2006/07/19	09:32:38	689	0.056	0.710	0.089	4270.868	980752.619	0.019	0.028	0.047	980876.94	401.28	5298743.0	409202.2	-39.13	-42.49	-45.35
7000	300	2006/07/19	09:37:09	689	-0.547	0.720	0.089	4270.267	980752.019	0.020	0.028	0.048	980876.96	404.56	5298767.7	409198.2	-39.05	-42.44	-45.32
7000	325	2006/07/19	09:42:39	689	-0.382	0.760	0.089	4270.445	980752.197	0.021	0.025	0.046	980876.98	403.97	5298792.4	409194.3	-39.02	-42.41	-45.28
7000	350	2006/07/19	09:47:45	689	0.280	0.730	0.089	4271.098	980752.850	0.016	0.023	0.039	980877.00	400.93	5298817.1	409190.3	-39.04	-42.40	-45.26
7000	375	2006/07/19	09:52:25	689	0.602	0.740	0.089	4271.423	980753.176	0.018	0.024	0.042	980877.02	399.42	5298841.8	409186.4	-39.05	-42.40	-45.24
7000	400	2006/07/19	09:59:42	689	1.525	0.740	0.089	4272.346	980754.099	0.027	0.028	0.055	980877.04	395.41	5298866.5	409182.4	-38.99	-42.30	-45.11
7000	425	2006/07/19	10:04:51	689	2.143	0.680	0.088	4272.945	980754.699	0.042	0.032	0.074	980877.06	392.92	5298891.2	409178.5	-38.91	-42.20	-45.00
7000	450	2006/07/19	10:13:09	689	1.642	0.710	0.087	4272.453	980754.208	0.017	0.035	0.052	980877.08	395.41	5298915.9	409174.6	-38.92	-42.23	-45.05
7000	475	2006/07/19	10:18:08	689	1.710	0.750	0.087	4272.534	980754.289	0.020	0.039	0.059	980877.10	395.74	5298940.6	409170.6	-38.78	-42.09	-44.91
7000	500	2006/07/19	10:24:30	689	1.561	0.720	0.086	4272.375	980754.131	0.023	0.044	0.067	980877.12	396.95	5298965.3	409166.7	-38.70	-42.02	-44.84
7000	525	2006/07/19	10:29:54	689	0.591	0.730	0.085	4271.408	980753.164	0.021	0.049	0.070	980877.14	401.28	5298990.0	409162.7	-38.76	-42.12	-44.97
7000	550	2006/07/19	10:35:32	689	0.005	0.700	0.084	4270.814	980752.570	0.034	0.052	0.086	980877.16	404.46	5299014.7	409158.8	-38.68	-42.06	-44.94
7000	575	2006/07/19	10:43:53	689	1.130	0.720	0.083	4271.945	980753.702	0.012	0.048	0.060	980877.18	400.72	5299039.4	409154.9	-38.39	-41.75	-44.60
7000	600	2006/07/19	10:49:52	689	0.836	0.710	0.081	4271.648	980753.406	0.016	0.042	0.058	980877.20	401.80	5299064.1	409150.9	-38.48	-41.84	-44.70
7100	-600	2006/07/19	12:04:22	332	3.652	0.730	0.058	1701.327	980750.120	0.007	0.019	0.026	980876.26	398.97	5297894.8	409446.1	-41.46	-44.80	-47.65
7100	-575	2006/07/19	11:59:17	332	3.081	0.780	0.060	1700.772	980749.564	0.036	0.018	0.054	980876.28	401.89	5297919.4	409441.9	-41.38	-44.75	-47.61
7100	-550	2006/07/19	11:53:44	332	4.124	0.720	0.062	1701.796	980750.589	0.018	0.021	0.039	980876.30	396.81	5297944.1	409437.7	-41.47	-44.80	-47.62
7100	-525	2006/07/19	11:48:05	332	4.509	0.640	0.064	1702.157	980750.949	0.016	0.024	0.040	980876.32	394.80	5297968.8	409433.6	-41.56	-44.87	-47.68
7100	-500	2006/07/19	11:40:25	332	4.548	0.620	0.067	1702.189	980750.982	0.017	0.025	0.042	980876.34	394.57	5297993.4	409429.4	-41.59	-44.90	-47.71
7100	-475	2006/07/19	11:34:05	332	4.341	0.620	0.069	1701.983	980750.775	0.021	0.024	0.045	980876.36	395.57	5298018.1	409425.2	-41.60	-44.92	-47.73
7100	-450	2006/07/19	11:28:59	332	3.834	0.610	0.071	1701.472	980750.265	0.022	0.023	0.045	980876.38	397.90	5298042.7	409421.0	-41.64	-44.97	-47.81
7100	-425	2006/07/19	11:24:40	332	3.209	0.660	0.072	1700.863	980749.655	0.019	0.021	0.040	980876.40	400.98	5298067.4	409416.8	-41.62	-44.98	-47.84
7100	-400	2006/07/19	11:17:42	332	2.790	0.680	0.075	1700.450	980749.242	0.014	0.020	0.034	980876.42	403.63	5298092.0	409412.6	-41.50	-44.88	-47.75
7100	-375	2006/07/19	11:13:08	332	2.888	0.700	0.076	1700.554	980749.346	0.006	0.020	0.026	980876.44	403.75	5298116.7	409408.4	-41.40	-44.78	-47.66
7100	-350	2006/07/19	11:05:27	332	3.017	0.670	0.078	1700.673	980749.465	0.005	0.021	0.026	980876.46	403.84	5298141.4	409404.2	-41.28	-44.66	-47.54
7100	-325	2006/07/19	10:59:03	332	2.746	0.770	0.080	1700.434	980749.226	0.005	0.021	0.026	980876.48	405.33	5298166.0	409400.0	-41.22	-44.62	-47.51
7100	-300	2006/07/19	10:49:35	332	2.631	0.720	0.082	1700.304	980749.095	0.008	0.021	0.029	980876.50	406.56	5298190.7	409395.8	-41.11	-44.52	-47.41
7100	-275	2006/07/19	10:41:15	332	3.211	0.570	0.084	1700.837	980749.629	0.009	0.020	0.029	980876.52	400.48	5298215.3	409391.6	-41.04	-44.43	-47.31
7100	-250	2006/07/19	10:35:14	332	3.543	0.690	0.085	1701.206	980749.997	0.022	0.020	0.042	980876.54	403.48	5298240.4	409387.4	-40.89	-44.27	-47.14
7100	-225	2006/07/19	10:27:39	332	2.886	0.610	0.086	1700.524	980749.316	0.017	0.020	0.037	980876.56	406.65	5298264.7	409383.2	-40.92	-44.33	-47.22
7100	-200	2006/07/19	10:22:20	332	2.800	0.690	0.087	1700.463	980749.254	0.028	0.020	0.048	980876.57	407.47	5298289.3	409379.0	-40.82	-44.23	-47.13
7100	-175	2006/07/19	10:16:34	332	2.060	0.720	0.088	1699.733	980748.524	0.032	0.022	0.054	980876.59	411.91	5298314.0	409374.8	-40.62	-44.07	-47.00
7100	-150	2006/07/19	10:07:01	332	1.526	0.680	0.089	1699.186	980747.977	0.036	0.025	0.061	980876.61	415.62	5298338.6	409370.6	-40.39	-43.87	-46.83
7100	-125	2006/07/19	10:01:30	332	1.779	0.670	0.089	1699.436	980748.227	0.015	0.025	0.040	980876.63	415.29	5298363.3	409366.4	-40.25	-43.73	-46.69
7100	-100	2006/07/19	09:53:18	332	2.195	0.680	0.090	1699.855	980748.646	0.010	0.024	0.034	980876.65	413.63	5298388.0	409362.2	-40.21	-43.68	-46.63
7100	-75	2006/07/19	09:47:07	332	1.807	0.610	0.090	1699.445	980748.236	0.012	0.029	0.041	980876.67	416.06	5298412.6	409358.0	-40.12	-43.61	-46.57
7100	-50	2006/07/19	09:40:55	332	1.868	0.660	0.090	1699.521	980748.312	0.015	0.033	0.048	980876.69	416.67	5298437.3	409353.8	-39.93	-43.42	-46.38
7100	-25	2006/07/19	09:33:43	332	2.571	0.660	0.090	1700.224	980749.015	0.015	0.031	0.046	980876.71	413.80	5298461.9	409349.6	-39.86	-43.32	-46.27
7100	0	2006/07/19	09:27:23	332	2.887	0.680	0.090	1700.547	980749.337	0.027	0.031	0.058	980876.73	413.25	5298486.6	409345.4	-39.65	-43.11	-46.06
7100	25	2006/07/19	09:11:44	332	2.744	0.630	0.089	1700.389	980749.179	0.041	0.032	0.073	980876.75	415.41	5298511.6	409339.2	-39.36	-42.83	-45.79
7100	50	2006/07/19	09:02:20	332	1.843	0.740	0.088	1699.522	980748.312	0.046	0.038	0.084	980876.77	421.07	5298536.2	409334.8	-39.03	-42.55	-45.55
7100	75	2006/07/19	08:30:16	332	2.046	0.610	0.082	1699.684	980748.473	0.036	0.039	0.075	980876.79	421.75	5298559.2	409334.2	-38.71	-42.24	-45.24
7100	75	2006/07/19	08:35:37	689	-4.071	0.690	0.082	4266.734	980748.480	0.036	0.039	0.075	980876.75	421.75	5298559.2	409334.2	-38.71	-42.24	-45.24
7100	100	2006/07/18	16:02:47	689	-4.318	0.740	-0.046	4266.503	980748.214	0.059	0.042	0.101	980876.77	423.27	5298587.2	409328.6	-38.64	-42.18	-45.19
7100	125	2006/07/18	15:57:47	689	-3.254	0.740	-0.045	4267.567	980749.277	0.047	0.035	0.082	980876.83	418.20	5298610.1	409321.7	-38.70	-42.20	-45.17
7100	150	2006/07/18	15:51:24	689	-2.830	0.700	-0.045	4267.978	980749.689	0.043	0.033	0.076	980876.85	416.07	5298634.7	409317.3	-38.81	-42.29	-45.25
7100	175	2006/07/18	15:45:44	689	-2.069	0.700	-0.044	4268.740	980750.450	0.041	0.031	0.072	980876.87	412.99	5298659.4	409312.9	-38.72	-42.18	-45.11
7100	200	2006/07/18	15:35:2																

7200	-325	2006/07/21	15:35:38	332	3.314	0.630	0.013	1700.958	980749.750	0.005	0.016	0.021	980876.49	404.34	5298182.8	409486.6	-40.93	-44.32	-47.20
7200	-300	2006/07/21	15:28:45	332	3.059	0.650	0.018	1700.710	980749.501	0.006	0.016	0.022	980876.51	405.85	5298207.5	409482.9	-40.88	-44.28	-47.17
7200	-275	2006/07/21	15:23:34	332	2.971	0.700	0.021	1700.637	980749.428	0.007	0.016	0.023	980876.53	407.36	5298232.2	409479.2	-40.65	-44.06	-46.96
7200	-250	2006/07/21	15:17:58	332	2.836	0.780	0.025	1700.527	980749.318	0.008	0.016	0.024	980876.55	408.47	5298257.0	409475.6	-40.54	-43.97	-46.88
7200	-225	2006/07/21	15:12:26	332	2.700	0.680	0.029	1700.360	980749.151	0.009	0.016	0.025	980876.57	409.49	5298281.7	409471.9	-40.51	-43.94	-46.86
7200	-200	2006/07/18	17:21:29	689	-3.208	0.750	-0.052	4267.616	980749.327	0.010	0.016	0.026	980876.59	409.55	5298306.5	409468.2	-40.34	-43.77	-46.69
7200	-200	2006/07/18	17:25:58	332	2.859	0.750	-0.053	1700.541	980749.328	0.010	0.016	0.026	980876.59	409.55	5298306.5	409468.2	-40.34	-43.77	-46.69
7200	-175	2006/07/18	17:17:10	689	-3.697	0.750	-0.052	4267.127	980748.838	0.013	0.018	0.031	980876.61	411.93	5298331.2	409464.5	-40.34	-43.80	-46.73
7200	-150	2006/07/18	17:12:50	689	-3.854	0.750	-0.052	4266.970	980748.681	0.012	0.019	0.031	980876.63	413.02	5298356.0	409460.8	-40.29	-43.75	-46.69
7200	-125	2006/07/18	17:07:01	689	-3.876	0.720	-0.052	4266.939	980748.650	0.013	0.022	0.035	980876.65	413.98	5298380.7	409457.1	-40.13	-43.60	-46.55
7200	-100	2006/07/18	17:02:34	689	-4.344	0.760	-0.051	4266.483	980748.194	0.018	0.029	0.047	980876.67	416.53	5298405.4	409453.5	-40.05	-43.54	-46.50
7200	-75	2006/07/18	16:56:47	689	-4.203	0.760	-0.051	4266.624	980748.335	0.013	0.035	0.048	980876.69	415.87	5298430.2	409449.8	-40.07	-43.55	-46.51
7200	-50	2006/07/18	16:52:14	689	-3.382	0.790	-0.051	4267.455	980749.166	0.021	0.038	0.059	980876.71	413.39	5298454.9	409446.1	-39.77	-43.23	-46.17
7200	-25	2006/07/18	16:48:06	689	-3.843	0.770	-0.050	4266.987	980748.698	0.023	0.045	0.068	980876.73	416.39	5298479.6	409442.4	-39.61	-43.10	-46.06
7200	0	2006/07/18	16:43:01	689	-3.960	0.770	-0.050	4266.870	980748.581	0.034	0.047	0.081	980876.75	418.08	5298505.3	409438.0	-39.38	-42.87	-45.85
7200	25	2006/07/18	16:37:59	689	-4.546	0.770	-0.050	4266.284	980747.995	0.051	0.050	0.101	980876.77	422.09	5298530.0	409433.8	-39.11	-42.64	-45.64
7200	50	2006/07/18	16:32:28	689	-5.205	0.730	-0.049	4265.613	980747.324	0.063	0.057	0.120	980876.75	427.65	5298551.4	409435.8	-38.56	-42.13	-45.17
7200	75	2006/07/18	12:11:26	689	-5.398	0.690	0.014	4265.400	980747.118	0.036	0.055	0.091	980876.77	427.81	5298576.2	409431.7	-38.78	-42.36	-45.40
7200	75	2006/07/18	16:26:53	689	-5.384	0.800	-0.049	4265.455	980747.166	0.036	0.055	0.091	980876.77	427.81	5298576.2	409431.7	-38.73	-42.31	-45.35
7200	75	2006/07/19	08:15:13	689	-5.393	0.770	0.077	4265.437	980747.181	0.036	0.055	0.091	980876.77	427.81	5298576.2	409431.7	-38.72	-42.30	-45.34
7200	100	2006/07/18	12:16:58	689	-5.387	0.690	0.012	4265.419	980747.129	0.051	0.055	0.106	980876.83	428.83	5298604.0	409421.2	-38.60	-42.18	-45.23
7200	125	2006/07/18	12:23:16	689	-4.766	0.760	0.010	4266.061	980747.772	0.045	0.048	0.093	980876.85	425.88	5298628.6	409417.0	-38.62	-42.18	-45.21
7200	150	2006/07/18	12:28:39	689	-4.249	0.720	0.008	4266.556	980748.276	0.051	0.042	0.093	980876.87	423.03	5298653.3	409412.8	-38.74	-42.28	-45.28
7200	175	2006/07/18	12:34:11	689	-3.408	0.750	0.006	4267.416	980749.127	0.061	0.036	0.097	980876.89	419.08	5298677.9	409408.6	-38.74	-42.25	-45.22
7200	200	2006/07/18	12:42:49	689	-1.959	0.740	0.003	4268.861	980750.572	0.060	0.030	0.090	980876.91	412.46	5298702.6	409404.4	-38.73	-42.18	-45.11
7200	225	2006/07/18	12:47:06	689	-1.954	0.740	0.001	4268.866	980750.577	0.032	0.033	0.065	980876.93	412.47	5298727.2	409400.2	-38.77	-42.22	-45.16
7200	250	2006/07/18	12:51:17	689	-1.956	0.730	0.000	4268.862	980750.572	0.031	0.035	0.066	980876.95	412.60	5298751.9	409396.0	-38.76	-42.22	-45.15
7200	275	2006/07/18	12:58:37	689	-1.850	0.740	-0.003	4268.971	980750.682	0.048	0.034	0.082	980876.97	412.49	5298776.6	409391.8	-38.68	-42.13	-45.06
7200	300	2006/07/18	13:05:15	689	-1.204	0.710	-0.005	4269.607	980751.318	0.054	0.029	0.083	980876.99	409.28	5298801.2	409387.6	-38.74	-42.17	-45.08
7200	325	2006/07/18	13:10:28	689	-0.653	0.710	-0.007	4270.158	980751.869	0.071	0.025	0.096	980877.01	406.77	5298825.9	409383.4	-38.73	-42.13	-45.02
7200	350	2006/07/18	13:15:33	689	0.489	0.760	-0.008	4271.316	980753.026	0.078	0.022	0.100	980877.03	400.79	5298850.6	409379.2	-38.86	-42.21	-45.06
7200	375	2006/07/18	13:21:23	689	2.000	0.740	-0.010	4272.820	980754.531	0.082	0.024	0.106	980877.05	393.47	5298875.2	409375.0	-38.92	-42.21	-45.00
7200	400	2006/07/18	13:26:48	689	1.762	0.640	-0.012	4272.552	980754.262	0.046	0.024	0.070	980877.07	393.55	5298899.9	409370.8	-39.23	-42.53	-45.32
7200	400	2006/08/03	13:41:04	689	1.107	0.050	0.003	4271.715	980754.298	0.046	0.024	0.070	980877.07	393.55	5298899.9	409370.8	-39.20	-42.49	-45.29
7200	425	2006/07/18	13:31:08	689	1.375	0.740	-0.013	4272.196	980753.906	0.024	0.022	0.046	980877.09	396.41	5298924.5	409366.6	-39.03	-42.35	-45.17
7200	450	2006/07/18	13:35:26	689	0.829	0.790	-0.015	4271.665	980753.376	0.023	0.021	0.044	980877.11	399.70	5298949.2	409362.4	-38.88	-42.23	-45.08
7200	475	2006/07/18	13:39:25	689	0.639	0.730	-0.016	4271.457	980753.168	0.023	0.020	0.043	980877.13	401.10	5298973.8	409358.2	-38.81	-42.17	-45.03
7200	500	2006/07/18	13:43:30	689	0.881	0.710	-0.017	4271.692	980753.403	0.016	0.019	0.035	980877.15	399.95	5298998.5	409354.0	-38.85	-42.20	-45.05
7200	525	2006/07/18	13:50:13	689	1.201	0.710	-0.019	4272.012	980753.723	0.010	0.019	0.029	980877.17	398.28	5299023.2	409349.8	-38.91	-42.25	-45.09
7200	550	2006/07/18	13:55:28	689	1.577	0.710	-0.020	4272.389	980754.100	0.007	0.019	0.026	980877.19	397.54	5299047.8	409345.6	-38.72	-42.05	-44.88
7200	575	2006/07/18	13:59:27	689	1.454	0.740	-0.022	4272.275	980753.985	0.009	0.019	0.028	980877.21	398.80	5299072.5	409341.4	-38.58	-41.92	-44.76
7200	600	2006/07/18	14:06:00	689	1.484	0.660	-0.023	4272.280	980753.991	0.010	0.019	0.029	980877.23	398.93	5299097.1	409337.2	-38.57	-41.91	-44.75
7300	-600	2006/07/17	16:51:15	332	2.776	0.030	-0.030	3536.682	980749.042	0.008	0.015	0.023	980876.28	404.22	5297924.9	409623.7	-41.45	-44.84	-47.72
7300	-575	2006/07/17	17:00:52	332	2.443	0.030	-0.030	3536.349	980748.710	0.013	0.013	0.026	980876.30	406.00	5297949.6	409620.1	-41.43	-44.83	-47.72
7300	-550	2006/07/17	17:09:45	332	2.297	0.030	-0.030	3536.203	980748.565	0.017	0.013	0.030	980876.32	406.84	5297974.4	409616.6	-41.41	-44.82	-47.71
7300	-525	2006/07/18	15:28:16	332	1.501	0.750	-0.041	1699.183	980747.969	0.030	0.014	0.044	980876.34	409.99	5297999.1	409613.0	-41.34	-44.77	-47.69
7300	-525	2006/07/17	17:16:48	332	1.717	0.030	-0.030	3535.623	980747.985	0.030	0.014	0.044	980876.34	409.99	5297999.1	409613.0	-41.32	-44.76	-47.68
7300	-500	2006/07/18	15:21:09	332	1.465	0.550	-0.040	1699.084	980747.871	0.028	0.015	0.043	980876.36	410.86	5298023.9	409609.4	-41.27	-44.71	-47.64
7300	-475	2006/07/18	15:04:30	332	1.523	0.610	-0.037	1699.161	980747.947	0.024	0.015	0.039	980876.38	410.64	5298048.6	409605.8	-41.27	-44.71	-47.63
7300	-450	2006/07/18	14:58:04	332	1.837	0.700	-0.036	1699.503	980748.289	0.018	0.015	0.033	980876.40	409.21	5298073.4	409602.2	-41.26	-44.69	-47.60
7300	-425	2006/07/18	14:51:50	332	2.287	0.610	-0.034	1699.925	980748.711	0.013	0.015	0.028	980876.42	407.31	5298098.1	409598.6	-41.26	-44.68	-47.58
7300	-400	2006/07/18	14:43:59	332	2.620	0.560	-0.033	1700.243	980749.029	0.010	0.014	0.024	980876.44	406.00	5298122.9	409595.0	-41.25	-44.65	-47.54
7300	-375	2006/07/18	14:34:31	332	3.095	0.360	-0.031	1700.656	980749.442	0.011	0.014	0.025	980876.46	404.23	5298147.6	409591.4	-41.23	-44.62	-47.50
7300	-350	2006/07/18	14:25:05	332	3.058	0.610	-0.028	1700.697	980749.482	0.005	0.013	0.018	980876.48	404.70	5298172.4	409587.8	-41.12	-44.51	-47.39
7300	-325	2006/07/18	14:18:37																

7300	275	2006/07/17	16:23:58	689	-2.181	0.730	-0.031	4268.637	980750.399	0.058	0.038	0.096	980876.98	413.75	5298791.2	409499.8	-38.69	-42.15	-45.09
7300	300	2006/07/17	16:16:55	689	-1.573	0.770	-0.032	4269.257	980751.019	0.072	0.040	0.112	980877.00	410.57	5298816.0	409496.2	-38.75	-42.18	-45.10
7300	325	2006/07/17	16:12:08	689	-0.810	0.760	-0.032	4270.017	980751.779	0.092	0.040	0.132	980877.02	406.89	5298840.8	409492.8	-38.77	-42.16	-45.05
7300	350	2006/07/17	16:05:36	689	0.368	0.710	-0.032	4271.179	980752.942	0.101	0.037	0.138	980877.04	400.94	5298865.5	409489.2	-38.88	-42.23	-45.07
7300	375	2006/07/17	15:59:41	689	1.789	0.660	-0.032	4272.585	980754.348	0.092	0.037	0.129	980877.06	393.30	5298890.3	409485.7	-39.12	-42.41	-45.20
7300	400	2006/07/17	15:55:05	689	2.155	0.650	-0.032	4272.948	980754.711	0.040	0.034	0.074	980877.08	392.47	5298915.1	409482.2	-39.02	-42.31	-45.10
7300	425	2006/07/17	15:49:42	689	2.155	0.640	-0.033	4272.945	980754.708	0.020	0.031	0.051	980877.10	392.43	5298939.8	409478.7	-39.10	-42.38	-45.18
7300	450	2006/07/17	15:43:17	689	2.437	0.630	-0.033	4273.224	980754.988	0.011	0.029	0.040	980877.12	392.36	5298964.6	409475.2	-38.85	-42.13	-44.93
7300	475	2006/07/17	15:37:29	689	2.431	0.670	-0.033	4273.231	980754.995	0.009	0.027	0.036	980877.14	392.06	5298989.4	409471.7	-38.93	-42.21	-45.00
7300	500	2006/07/17	15:32:16	689	2.737	0.580	-0.033	4273.508	980755.273	0.009	0.026	0.035	980877.16	391.70	5299014.1	409468.2	-38.75	-42.03	-44.82
7300	525	2006/07/17	15:25:17	689	2.832	0.610	-0.033	4273.613	980755.378	0.011	0.026	0.037	980877.18	391.44	5299038.9	409464.7	-38.71	-41.99	-44.78
7300	550	2006/07/17	15:19:10	689	2.715	0.650	-0.033	4273.508	980755.273	0.013	0.026	0.039	980877.20	391.38	5299063.7	409461.2	-38.85	-42.13	-44.92
7300	575	2006/07/17	15:14:29	689	2.833	0.690	-0.034	4273.638	980755.403	0.016	0.028	0.044	980877.22	391.19	5299088.4	409457.6	-38.77	-42.05	-44.84
7300	600	2006/07/17	15:08:58	689	2.813	0.570	-0.034	4273.582	980755.347	0.017	0.029	0.046	980877.24	391.33	5299113.2	409454.1	-38.82	-42.10	-44.88
7400	-1025	2006/07/17	16:28:13	332	2.585	0.030	-0.031	3536.490	980748.848	0.006	0.018	0.024	980875.96	395.71	5297522.7	409787.5	-43.13	-46.44	-49.26
7400	-1000	2006/07/17	16:20:10	332	2.319	0.030	-0.031	3536.224	980748.582	0.006	0.017	0.023	980875.98	397.55	5297547.4	409783.7	-43.03	-46.36	-49.19
7400	-975	2006/07/17	16:10:48	332	2.118	0.030	-0.032	3536.024	980748.380	0.005	0.016	0.021	980876.00	399.37	5297572.1	409779.9	-42.86	-46.21	-49.06
7400	-950	2006/07/17	16:04:39	332	2.050	0.030	-0.032	3535.956	980748.312	0.003	0.015	0.018	980876.02	399.59	5297596.9	409776.1	-42.91	-46.26	-49.11
7400	-925	2006/07/17	15:56:24	332	2.095	0.030	-0.032	3536.001	980748.356	0.003	0.015	0.018	980876.04	400.17	5297621.6	409772.3	-42.76	-46.12	-48.97
7400	-900	2006/07/17	15:40:08	332	2.163	0.030	-0.033	3536.068	980748.422	0.003	0.014	0.017	980876.06	400.32	5297646.3	409768.5	-42.69	-46.04	-48.89
7400	-875	2006/07/17	15:20:59	332	2.329	0.030	-0.033	3536.234	980748.586	0.003	0.014	0.017	980876.08	400.43	5297671.0	409764.7	-42.52	-45.87	-48.73
7400	-850	2006/07/17	15:13:11	332	2.522	0.030	-0.033	3536.428	980748.779	0.005	0.013	0.018	980876.10	400.28	5297695.7	409760.9	-42.37	-45.73	-48.58
7400	-825	2006/07/17	15:02:41	332	2.561	0.030	-0.034	3536.467	980748.817	0.009	0.012	0.021	980876.12	400.69	5297720.5	409757.0	-42.27	-45.63	-48.48
7400	-800	2006/07/17	14:50:17	332	2.070	0.660	-0.034	3536.170	980748.518	0.010	0.011	0.021	980876.14	403.24	5297745.2	409753.2	-42.04	-45.42	-48.30
7400	-775	2006/07/17	14:39:36	332	1.847	0.030	-0.034	3535.753	980748.101	0.021	0.011	0.032	980876.16	406.29	5297769.9	409749.4	-41.82	-45.23	-48.12
7400	-750	2006/07/17	13:46:27	332	2.348	0.030	-0.032	3536.254	980748.597	0.003	0.011	0.014	980876.18	403.64	5297794.6	409745.6	-41.93	-45.31	-48.19
7400	-725	2006/07/17	13:37:34	332	2.339	0.030	-0.032	3536.244	980748.586	0.002	0.011	0.013	980876.20	403.49	5297819.4	409741.8	-41.99	-45.38	-48.25
7400	-700	2006/07/17	13:26:44	332	2.425	0.030	-0.031	3536.330	980748.671	0.002	0.011	0.013	980876.22	404.74	5297844.1	409738.0	-41.66	-45.06	-47.94
7400	-675	2006/07/18	16:14:04	332	2.333	0.310	-0.047	1699.879	980748.665	0.001	0.011	0.012	980876.24	404.45	5297868.8	409734.2	-41.75	-45.14	-48.02
7400	-650	2006/07/17	13:06:18	332	2.610	0.030	-0.029	3536.515	980748.855	0.001	0.011	0.012	980876.26	404.48	5297893.5	409730.4	-41.58	-44.97	-47.85
7400	-625	2006/07/17	12:45:43	332	2.551	0.030	-0.026	3536.457	980748.794	0.002	0.012	0.014	980876.28	404.65	5297918.2	409726.6	-41.62	-45.01	-47.89
7400	-600	2006/07/17	12:33:48	332	2.565	0.030	-0.024	3536.470	980748.807	0.004	0.012	0.016	980876.30	404.67	5297943.0	409722.7	-41.62	-45.01	-47.89
7400	-575	2006/07/17	12:18:14	332	2.303	0.030	-0.021	3536.209	980748.544	0.006	0.012	0.018	980876.32	406.52	5297967.7	409718.9	-41.51	-44.91	-47.81
7400	-550	2006/07/17	12:07:51	332	2.353	0.030	-0.019	3536.258	980748.592	0.005	0.012	0.017	980876.34	406.52	5297992.4	409715.1	-41.48	-44.89	-47.78
7400	-525	2006/07/16	17:00:21	332	1.986	0.030	0.002	3444.513	980748.504	0.007	0.012	0.019	980876.36	408.10	5298017.1	409711.3	-41.55	-44.97	-47.88
7400	-500	2006/07/16	16:53:26	332	2.122	0.030	0.002	3444.649	980748.340	0.006	0.012	0.018	980876.38	407.76	5298041.9	409707.5	-41.51	-44.93	-47.83
7400	-475	2006/07/16	16:38:59	332	1.839	0.030	0.001	3444.367	980748.059	0.009	0.012	0.021	980876.40	409.45	5298066.6	409703.7	-41.45	-44.88	-47.79
7400	-450	2006/07/16	16:31:34	332	1.509	0.030	0.001	3444.037	980747.729	0.013	0.013	0.026	980876.42	411.39	5298091.3	409699.9	-41.38	-44.83	-47.76
7400	-425	2006/07/16	16:21:51	332	1.635	0.030	0.000	3444.163	980747.856	0.010	0.013	0.023	980876.44	411.27	5298116.0	409696.1	-41.30	-44.75	-47.68
7400	-400	2006/07/16	16:12:41	332	1.950	0.030	-0.001	3444.478	980748.171	0.006	0.013	0.019	980876.46	410.01	5298140.7	409692.3	-41.28	-44.71	-47.63
7400	-375	2006/07/16	16:03:57	332	2.230	0.030	-0.002	3444.758	980748.452	0.004	0.012	0.016	980876.48	408.93	5298165.5	409688.4	-41.25	-44.68	-47.59
7400	-350	2006/07/16	15:55:21	332	2.400	0.030	-0.003	3444.928	980748.622	0.004	0.012	0.016	980876.50	408.78	5298190.2	409684.6	-41.13	-44.56	-47.47
7400	-325	2006/07/16	17:12:03	332	2.408	0.030	0.002	3444.936	980748.626	0.004	0.012	0.016	980876.52	408.78	5298190.2	409684.6	-41.13	-44.55	-47.47
7400	-300	2006/07/16	15:47:35	332	2.430	0.030	-0.004	3444.958	980748.652	0.006	0.012	0.018	980876.54	408.26	5298214.9	409680.8	-41.23	-44.65	-47.56
7400	-275	2006/07/16	15:20:51	332	2.543	0.030	-0.008	3445.071	980748.766	0.006	0.012	0.018	980876.56	408.57	5298239.6	409677.0	-41.07	-44.49	-47.40
7400	-250	2006/07/16	15:05:21	332	2.576	0.030	-0.011	3445.104	980748.801	0.007	0.012	0.019	980876.58	408.63	5298264.3	409673.2	-41.04	-44.47	-47.38
7400	-225	2006/07/16	14:39:14	332	2.777	0.030	-0.016	3445.305	980749.003	0.010	0.011	0.021	980876.58	408.20	5298289.1	409669.4	-40.95	-44.37	-47.28
7400	-200	2006/07/16	14:24:10	332	2.851	0.030	-0.019	3445.379	980749.078	0.014	0.012	0.026	980876.60	408.43	5298313.8	409665.6	-40.84	-44.26	-47.17
7400	-175	2006/07/16	14:13:33	332	2.677	0.030	-0.021	3445.205	980748.905	0.025	0.012	0.037	980876.62	408.94	5298338.5	409661.8	-40.91	-44.34	-47.25
7400	-150	2006/07/16	14:01:39	332	2.090	0.030	-0.024	3444.618	980748.318	0.031	0.014	0.045	980876.64	412.38	5298363.2	409657.9	-40.78	-44.23	-47.17
7400	-125	2006/07/16	13:43:38	332	1.062	0.030	-0.027	3443.590	980747.291	0.049	0.020	0.069	980876.66	418.04	5298388.0	409654.1	-40.60	-44.09	-47.07
7400	-100	2006/07/16	13:31:24	332	1.810	0.030	-0.029	3444.338	980748.040	0.013	0.018	0.031	980876.68	415.28	5298412.7	409650.3	-40.50	-43.98	-46.93
7400	-75	2006/07/16	13:23:07	332	1.962	0.030	-0.031	3444.490	980748.192	0.009	0.021	0.030	980876.70	415.34	5298437.4	409646.5	-40.35	-43.83	-46.79
7400	-50	2006/07/16	12:33:17	332	2.098	0.030	-0.037	3444.626	980748.331	0.010	0.024	0.034	980876.72	415.46	5298462.1	409642.7	-40.21	-43.69	-46.64
7400	-25	2006/07/16																	

7500	-1025	2006/07/16	17:16:17	442	3.023	0.600	0.002	4393.638	980748.942	0.003	0.014	0.017	980875.97	397.34	5297535.4	409878.6	-42.71	-46.04	-48.87
7500	-1000	2006/07/15	12:28:49	442	3.050	0.510	-0.030	4498.408	980748.829	0.004	0.015	0.019	980875.99	397.96	5297560.2	409875.0	-42.71	-46.04	-48.88
7500	-975	2006/07/15	12:21:41	442	2.797	0.570	-0.032	4498.173	980748.594	0.005	0.015	0.020	980876.01	399.32	5297584.9	409871.4	-42.67	-46.02	-48.86
7500	-950	2006/07/15	12:15:12	442	2.638	0.670	-0.034	4498.045	980748.466	0.005	0.014	0.019	980876.03	400.66	5297609.7	409867.8	-42.54	-45.90	-48.75
7500	-925	2006/07/15	12:08:11	442	2.537	0.730	-0.037	4497.963	980748.384	0.004	0.014	0.018	980876.05	401.68	5297634.4	409864.2	-42.42	-45.79	-48.65
7500	-900	2006/07/15	12:03:17	442	2.509	0.700	-0.038	4497.926	980748.347	0.003	0.013	0.016	980876.07	401.87	5297659.2	409860.6	-42.44	-45.81	-48.68
7500	-875	2006/07/15	11:56:46	442	2.452	0.720	-0.040	4497.874	980748.296	0.003	0.012	0.015	980876.09	402.46	5297683.9	409857.0	-42.39	-45.76	-48.63
7500	-850	2006/07/15	11:51:49	442	2.294	0.570	-0.042	4497.670	980748.092	0.005	0.011	0.016	980876.11	403.89	5297708.7	409853.4	-42.31	-45.70	-48.57
7500	-825	2006/07/15	11:46:07	442	2.297	0.770	-0.043	4497.736	980748.157	0.003	0.010	0.013	980876.13	404.30	5297733.4	409849.8	-42.18	-45.57	-48.45
7500	-800	2006/07/15	11:41:16	442	2.403	0.770	-0.045	4497.841	980748.263	0.003	0.010	0.013	980876.15	404.24	5297758.2	409846.2	-42.11	-45.50	-48.38
7500	-775	2006/07/15	11:34:53	442	2.673	0.720	-0.046	4498.095	980748.517	0.002	0.010	0.012	980876.17	402.97	5297782.9	409842.6	-42.15	-45.52	-48.40
7500	-750	2006/07/15	11:29:08	442	2.879	0.670	-0.048	4498.286	980748.708	0.002	0.011	0.013	980876.19	402.37	5297807.7	409839.0	-42.10	-45.47	-48.34
7500	-725	2006/07/15	11:14:36	442	2.949	0.650	-0.051	4498.339	980748.772	0.002	0.011	0.013	980876.21	402.41	5297832.4	409835.4	-42.05	-45.42	-48.29
7500	-725	2006/07/15	11:24:29	442	2.947	0.660	-0.049	4498.351	980748.772	0.002	0.011	0.013	980876.21	402.41	5297832.4	409835.4	-42.05	-45.42	-48.29
7500	-700	2006/07/15	11:06:48	442	2.845	0.690	-0.052	4498.248	980748.681	0.001	0.011	0.012	980876.23	403.45	5297857.2	409831.8	-41.94	-45.32	-48.20
7500	-675	2006/07/14	16:52:34	442	-33.607	0.720	0.069	4498.468	980748.853	0.001	0.011	0.012	980876.25	403.15	5297882.0	409828.2	-41.85	-45.23	-48.10
7500	-650	2006/07/14	16:45:15	442	-33.611	0.280	0.070	4498.329	980748.713	0.001	0.010	0.011	980876.27	403.46	5297906.7	409824.6	-41.95	-45.33	-48.20
7500	-625	2006/07/14	16:30:06	442	-33.508	0.600	0.073	4498.531	980748.914	0.002	0.010	0.012	980876.29	403.40	5297931.5	409821.0	-41.78	-45.16	-48.03
7500	-600	2006/07/14	16:22:55	442	-33.459	0.420	0.074	4498.524	980748.906	0.003	0.011	0.014	980876.31	403.61	5297956.2	409817.4	-41.76	-45.14	-48.02
7500	-575	2006/07/14	16:14:32	442	-33.565	0.730	0.075	4498.514	980748.895	0.005	0.011	0.016	980876.33	403.65	5297981.0	409813.8	-41.78	-45.16	-48.04
7500	-550	2006/07/14	16:09:43	442	-33.658	0.750	0.075	4498.427	980748.808	0.004	0.011	0.015	980876.35	404.32	5298005.7	409810.2	-41.74	-45.13	-48.01
7500	-525	2006/07/14	16:04:06	442	-33.568	0.650	0.075	4498.487	980748.867	0.004	0.011	0.015	980876.37	404.84	5298030.5	409806.7	-41.59	-44.99	-47.87
7500	-500	2006/07/14	15:56:50	442	-33.499	0.570	0.075	4498.531	980748.911	0.004	0.012	0.016	980876.39	405.05	5298055.3	409803.1	-41.53	-44.92	-47.81
7500	-475	2006/07/14	15:47:58	442	-33.426	0.530	0.075	4498.591	980748.970	0.008	0.012	0.020	980876.41	404.53	5298080.0	409799.5	-41.59	-44.98	-47.87
7500	-450	2006/07/14	15:39:44	442	-33.470	0.620	0.075	4498.575	980748.953	0.009	0.012	0.021	980876.43	405.15	5298104.7	409795.9	-41.50	-44.89	-47.78
7500	-425	2006/07/14	15:34:27	442	-33.704	0.740	0.074	4498.378	980748.756	0.009	0.011	0.020	980876.45	406.58	5298129.5	409792.3	-41.41	-44.82	-47.72
7500	-400	2006/07/14	15:28:52	442	-33.658	0.740	0.073	4498.424	980748.801	0.015	0.011	0.026	980876.47	407.06	5298154.3	409788.7	-41.28	-44.69	-47.59
7500	-375	2006/07/14	15:22:47	442	-34.358	0.750	0.073	4497.727	980748.104	0.014	0.012	0.026	980876.49	410.65	5298179.0	409785.1	-41.23	-44.67	-47.60
7500	-350	2006/07/14	15:16:33	442	-34.699	0.710	0.072	4497.374	980747.750	0.011	0.013	0.024	980876.51	412.57	5298203.8	409781.5	-41.20	-44.66	-47.60
7500	-325	2006/07/14	15:10:06	442	-34.199	0.660	0.070	4497.859	980748.234	0.009	0.012	0.021	980876.53	410.64	5298228.5	409777.9	-41.15	-44.59	-47.52
7500	-300	2006/07/14	15:04:10	442	-34.441	0.730	0.069	4497.638	980748.013	0.010	0.012	0.022	980876.55	412.00	5298253.3	409774.3	-41.10	-44.56	-47.49
7500	-275	2006/07/14	14:57:56	442	-34.922	0.730	0.067	4497.157	980747.531	0.013	0.014	0.027	980876.57	414.33	5298278.0	409770.7	-41.10	-44.58	-47.53
7500	-275	2006/07/14	17:18:13	442	-34.918	0.700	0.061	4497.152	980747.539	0.013	0.014	0.027	980876.57	414.33	5298278.0	409770.7	-41.10	-44.57	-47.52
7500	-250	2006/07/14	14:51:44	442	-34.967	0.560	0.066	4497.059	980747.433	0.010	0.014	0.024	980876.59	415.06	5298302.8	409767.1	-41.07	-44.55	-47.51
7500	-225	2006/07/14	14:46:04	442	-34.880	0.700	0.064	4497.190	980747.563	0.008	0.014	0.022	980876.61	414.47	5298327.5	409763.5	-41.09	-44.56	-47.51
7500	-200	2006/07/14	14:39:45	442	-34.544	0.560	0.062	4497.482	980747.855	0.008	0.015	0.023	980876.63	413.69	5298352.3	409759.9	-40.98	-44.45	-47.39
7500	-175	2006/07/14	14:33:19	442	-34.528	0.740	0.060	4497.554	980747.926	0.009	0.016	0.025	980876.65	413.93	5298377.0	409756.3	-40.88	-44.34	-47.29
7500	-150	2006/07/14	14:24:40	442	-34.559	0.680	0.057	4497.504	980747.876	0.010	0.020	0.030	980876.67	415.17	5298401.8	409752.7	-40.68	-44.16	-47.11
7500	-125	2006/07/14	14:19:50	442	-34.884	0.680	0.055	4497.180	980747.551	0.010	0.025	0.035	980876.69	417.43	5298426.6	409749.1	-40.54	-44.04	-47.01
7500	-100	2006/07/14	14:13:55	442	-35.066	0.710	0.053	4497.007	980747.377	0.009	0.030	0.039	980876.71	418.80	5298451.3	409745.5	-40.44	-43.94	-46.93
7500	-75	2006/07/14	14:08:46	442	-34.655	0.740	0.051	4497.427	980747.797	0.010	0.033	0.043	980876.73	417.80	5298476.0	409741.9	-40.24	-43.74	-46.72
7500	-75	2006/07/15	10:42:41	442	1.959	0.760	-0.056	4497.383	980747.816	0.010	0.033	0.043	980876.73	417.80	5298476.0	409741.9	-40.22	-43.72	-46.70
7500	-50	2006/07/14	14:04:03	442	-34.884	0.730	0.049	4497.195	980747.564	0.013	0.039	0.052	980876.75	419.90	5298500.8	409738.3	-40.04	-43.56	-46.55
7500	-25	2006/07/14	13:59:56	442	-34.425	0.700	0.047	4497.644	980748.014	0.024	0.042	0.066	980876.77	418.72	5298525.6	409734.7	-39.85	-43.35	-46.33
7500	0	2006/07/14	13:52:00	442	-34.856	0.710	0.043	4497.216	980747.585	0.031	0.050	0.081	980876.79	421.99	5298550.7	409731.8	-39.58	-43.12	-46.12
7500	25	2006/07/14	13:16:32	442	-35.011	0.690	0.024	4497.056	980747.421	0.036	0.056	0.092	980876.81	425.22	5298575.5	409728.3	-39.07	-42.63	-45.65
7500	25	2006/07/15	10:35:03	689	-4.815	0.070	-0.057	4367.578	980747.486	0.036	0.056	0.092	980876.81	425.22	5298575.5	409728.3	-39.00	-42.56	-45.58
7500	50	2006/07/14	13:07:03	442	-35.470	0.630	0.019	4496.578	980746.942	0.043	0.062	0.105	980876.79	428.53	5298594.5	409731.1	-38.81	-42.39	-45.43
7500	50	2006/07/14	17:32:29	442	-35.427	0.490	0.056	4496.578	980746.966	0.043	0.062	0.105	980876.79	428.53	5298594.5	409731.1	-38.78	-42.37	-45.41
7500	75	2006/07/14	12:41:41	442	-35.529	0.730	0.005	4496.550	980746.912	0.044	0.061	0.105	980876.81	428.55	5298622.3	409727.0	-38.85	-42.44	-45.48
7500	75	2006/07/14	12:31:56	689	-5.280	0.070	0.000	4367.113	980746.951	0.044	0.061	0.105	980876.81	428.55	5298622.3	409727.0	-38.81	-42.40	-45.44
7500	100	2006/07/14	12:58:54	442	-34.547	0.680	0.015	4497.517	980747.881	0.045	0.050	0.095	980876.87	423.67	5298649.8	409717.9	-38.99	-42.54	-45.55
7500	100	2006/07/14	12:52:06	689	-4.341	0.070	0.011	4368.052	980747.889	0.045	0.050	0.095	980876.87	423.67	5298649.8	409717.9	-38.99	-42.53	-45.54
7500	125	2006/07/14	13:01:08	689	-3.198	0.070	0.016	4369.195	980749.030	0.050	0.041	0.091	980876.89	418.25	5298674.6	409714.5	-39.02	-42.52	-45.49
7500																			

7600	-825	2006/07/15	13:29:41	442	2.294	0.690	-0.007	4497.708	980748.129	0.001	0.011	0.012	980876.14	402.94	5297745.2	409916.3	-42.51	-45.89	-48.76
7600	-800	2006/07/15	13:36:01	442	2.255	0.630	-0.004	4497.650	980748.071	0.001	0.011	0.012	980876.16	403.23	5297770.1	409914.3	-42.53	-45.91	-48.78
7600	-775	2006/07/15	13:47:43	442	2.407	0.550	0.000	4497.777	980748.199	0.001	0.010	0.011	980876.18	402.87	5297795.0	409912.3	-42.50	-45.87	-48.74
7600	-750	2006/07/15	13:56:07	442	2.478	0.350	0.003	4497.786	980748.208	0.001	0.010	0.011	980876.20	402.99	5297820.0	409910.2	-42.48	-45.86	-48.73
7600	-725	2006/07/15	14:09:20	442	2.574	0.450	0.008	4497.913	980748.335	0.001	0.010	0.011	980876.22	402.88	5297844.9	409908.2	-42.40	-45.78	-48.65
7600	-700	2006/07/15	14:17:15	442	2.879	0.450	0.011	4498.218	980748.640	0.002	0.010	0.012	980876.24	402.93	5297869.8	409906.2	-42.09	-45.47	-48.34
7600	-675	2006/07/15	14:23:54	442	2.794	0.710	0.013	4498.214	980748.635	0.002	0.010	0.012	980876.26	404.38	5297894.8	409904.1	-41.83	-45.22	-48.10
7600	-650	2006/07/15	14:30:07	442	2.979	0.420	0.015	4498.309	980748.731	0.003	0.010	0.013	980876.28	404.13	5297919.7	409902.1	-41.80	-45.18	-48.06
7600	-625	2006/07/15	14:38:56	442	2.740	0.640	0.018	4498.138	980748.559	0.004	0.011	0.015	980876.30	405.67	5297944.6	409900.1	-41.66	-45.06	-47.95
7600	-600	2006/07/15	14:44:42	442	2.608	0.730	0.020	4498.034	980748.455	0.006	0.011	0.017	980876.32	406.69	5297969.8	409898.6	-41.56	-44.97	-47.87
7600	-575	2006/07/15	14:52:18	442	2.343	0.720	0.022	4497.766	980748.187	0.010	0.012	0.022	980876.34	408.51	5297994.7	409895.7	-41.46	-44.88	-47.79
7600	-550	2006/07/15	14:57:36	442	2.356	0.700	0.024	4497.772	980748.193	0.010	0.012	0.022	980876.36	409.17	5298019.5	409892.8	-41.34	-44.76	-47.68
7600	-525	2006/07/15	15:04:40	442	2.151	0.670	0.026	4497.559	980747.980	0.014	0.012	0.026	980876.38	409.65	5298044.4	409889.9	-41.46	-44.89	-47.81
7600	-500	2006/07/15	15:10:22	442	2.606	0.680	0.027	4498.016	980748.437	0.006	0.011	0.017	980876.40	407.10	5298069.2	409887.0	-41.57	-44.99	-47.89
7600	-475	2006/07/15	15:18:12	442	2.887	0.360	0.029	4498.199	980748.620	0.006	0.012	0.018	980876.42	405.95	5298094.0	409884.1	-41.65	-45.06	-47.95
7600	-450	2006/07/15	15:24:43	442	3.070	0.390	0.031	4498.391	980748.813	0.010	0.012	0.022	980876.44	405.83	5298118.9	409881.2	-41.50	-44.91	-47.80
7600	-425	2006/07/15	15:29:51	442	2.856	0.680	0.032	4498.267	980748.688	0.012	0.012	0.024	980876.46	407.15	5298143.7	409878.3	-41.37	-44.78	-47.68
7600	-400	2006/07/15	15:36:07	442	2.287	0.710	0.033	4497.707	980748.128	0.013	0.013	0.026	980876.48	410.06	5298168.6	409875.4	-41.33	-44.76	-47.68
7600	-375	2006/07/15	15:41:10	442	1.940	0.740	0.034	4497.369	980747.790	0.012	0.014	0.026	980876.50	411.98	5298193.4	409872.5	-41.28	-44.73	-47.66
7600	-350	2006/07/15	15:48:17	442	1.780	0.630	0.035	4497.175	980747.596	0.010	0.015	0.025	980876.52	412.82	5298218.3	409869.6	-41.31	-44.77	-47.71
7600	-325	2006/07/15	15:54:21	442	1.556	0.710	0.036	4496.975	980747.397	0.011	0.016	0.027	980876.54	413.99	5298243.1	409866.7	-41.28	-44.75	-47.70
7600	-300	2006/07/15	15:59:45	442	1.753	0.630	0.036	4497.147	980747.569	0.009	0.016	0.025	980876.56	413.15	5298267.9	409863.8	-41.31	-44.77	-47.72
7600	-275	2006/07/15	16:04:24	442	1.510	0.610	0.037	4496.899	980747.320	0.012	0.018	0.030	980876.58	415.01	5298292.8	409860.9	-41.18	-44.66	-47.61
7600	-250	2006/07/15	16:10:22	442	1.132	0.720	0.037	4496.555	980746.976	0.013	0.020	0.033	980876.60	417.17	5298317.6	409858.0	-41.08	-44.58	-47.55
7600	-225	2006/07/15	16:15:28	442	0.951	0.720	0.038	4496.374	980746.795	0.011	0.021	0.032	980876.62	418.28	5298342.5	409855.1	-41.05	-44.55	-47.53
7600	-200	2006/07/15	16:26:14	689	-5.561	0.070	0.036	4366.832	980746.730	0.010	0.022	0.032	980876.64	419.15	5298367.3	409852.2	-40.95	-44.46	-47.45
7600	-200	2006/07/15	16:22:20	442	0.913	0.670	0.038	4496.321	980746.742	0.010	0.022	0.032	980876.64	419.15	5298367.3	409852.2	-40.94	-44.45	-47.44
7600	-175	2006/07/15	16:17:28	689	-5.378	0.070	0.036	4367.015	980746.913	0.006	0.025	0.031	980876.66	418.40	5298392.2	409849.3	-40.95	-44.45	-47.43
7600	-175	2006/07/15	16:28:09	442	1.118	0.690	0.038	4496.531	980746.952	0.006	0.025	0.031	980876.66	418.40	5298392.2	409849.3	-40.91	-44.41	-47.39
7600	-150	2006/07/15	16:12:40	689	-4.985	0.070	0.036	4367.408	980747.307	0.008	0.029	0.037	980876.68	416.97	5298417.0	409846.4	-40.87	-44.36	-47.33
7600	-125	2006/07/15	16:06:54	689	-4.425	0.070	0.035	4367.968	980747.867	0.017	0.020	0.037	980876.70	415.54	5298441.9	409843.5	-40.63	-44.11	-47.07
7600	-100	2006/07/15	16:02:31	689	-4.601	0.070	0.035	4367.792	980747.691	0.017	0.007	0.024	980876.72	417.05	5298466.7	409840.6	-40.53	-44.02	-46.99
7600	-75	2006/07/15	15:56:40	689	-4.870	0.070	0.034	4367.523	980747.422	0.018	0.009	0.027	980876.74	419.32	5298491.6	409837.7	-40.33	-43.84	-46.83
7600	-50	2006/07/15	15:51:04	689	-4.979	0.070	0.034	4367.414	980747.313	0.021	0.020	0.041	980876.76	421.14	5298516.4	409834.8	-40.06	-43.58	-46.58
7600	-25	2006/07/15	15:40:58	689	-4.796	0.070	0.032	4367.597	980747.497	0.042	0.067	0.109	980876.78	421.77	5298541.3	409831.9	-39.68	-43.21	-46.20
7600	0	2006/07/15	15:31:10	689	-5.813	0.070	0.030	4366.580	980746.480	0.043	0.075	0.118	980876.80	426.77	5298562.6	409829.3	-39.64	-43.21	-46.24
7600	25	2006/07/15	15:26:33	689	-5.780	0.070	0.029	4366.613	980746.513	0.039	0.073	0.112	980876.83	429.72	5298591.0	409826.1	-39.01	-42.61	-45.66
7600	50	2006/07/15	15:21:10	689	-6.160	0.070	0.028	4366.233	980746.133	0.055	0.070	0.125	980876.85	433.50	5298615.8	409823.2	-38.60	-42.22	-45.30
7600	75	2006/07/15	15:16:14	689	-6.783	0.070	0.027	4365.610	980745.511	0.091	0.067	0.158	980876.87	435.57	5298640.6	409820.3	-38.76	-42.40	-45.49
7600	100	2006/07/15	15:03:23	689	-5.944	0.070	0.024	4366.449	980746.350	0.076	0.029	0.105	980876.89	431.45	5298665.5	409817.3	-38.88	-42.49	-45.55
7600	125	2006/07/16	11:22:04	332	0.826	0.070	-0.039	3443.366	980747.075	0.066	0.030	0.096	980876.86	427.52	5298682.6	409820.5	-38.97	-42.55	-45.59
7600	125	2006/07/15	14:55:32	689	-5.211	0.070	0.022	4367.182	980747.083	0.066	0.030	0.096	980876.86	427.52	5298682.6	409820.5	-38.96	-42.54	-45.58
7600	150	2006/07/15	14:43:49	689	-4.813	0.070	0.018	4367.580	980747.481	0.071	0.040	0.111	980876.87	425.49	5298701.4	409817.0	-38.99	-42.55	-45.57
7600	175	2006/07/15	14:37:43	689	-3.594	0.070	0.016	4368.799	980748.701	0.078	0.050	0.128	980876.90	419.91	5298731.4	409813.7	-38.96	-42.47	-45.45
7600	200	2006/07/15	14:32:02	689	-2.927	0.070	0.015	4369.466	980749.368	0.081	0.063	0.144	980876.92	416.56	5298756.6	409810.3	-39.01	-42.49	-45.44
7600	225	2006/07/15	14:27:14	689	-2.348	0.070	0.013	4370.045	980749.947	0.131	0.068	0.199	980876.99	413.48	5298789.7	409802.8	-39.09	-42.53	-45.46
7600	250	2006/07/15	14:19:44	689	-0.744	0.070	0.010	4371.649	980751.551	0.149	0.064	0.213	980877.01	405.02	5298814.5	409799.9	-39.28	-42.66	-45.53
7600	275	2006/07/15	14:12:58	689	0.567	0.070	0.008	4372.960	980752.862	0.135	0.059	0.194	980877.03	397.71	5298839.4	409797.0	-39.56	-42.88	-45.70
7600	300	2006/07/15	14:00:23	689	1.429	0.070	0.004	4373.822	980753.724	0.089	0.049	0.138	980877.05	394.04	5298864.2	409794.1	-39.56	-42.86	-45.65
7600	325	2006/07/15	13:55:51	689	1.510	0.070	0.002	4373.903	980753.806	0.044	0.037	0.081	980877.07	397.73	5298889.1	409791.2	-39.63	-42.92	-45.72
7600	350	2006/07/15	13:50:20	689	1.757	0.070	0.000	4374.150	980754.053	0.023	0.031	0.054	980877.09	393.65	5298913.9	409788.3	-39.45	-42.75	-45.55
7600	375	2006/07/15	13:43:07	689	1.858	0.070	-0.003	4374.251	980754.154	0.012	0.028	0.040	980877.11	393.74	5298938.8	409785.4	-39.37	-42.67	-45.47
7600	400	2006/07/15	13:34:46	689	1.879	0.070	-0.006	4374.272	980754.175	0.010	0.027	0.037	980877.13	393.59	5298963.6	409782.5	-39.40	-42.70	-45.50
7600	425	2006/07/15	13:28:47	689	1.992	0.070	-0.008	4374.385	980754.288	0.015	0.028	0.043	980877.15	393.57	5298988.5	409779.6	-39.31	-42.61	-45.41
7600	450	2006/07/14	17:46:																

7700	-525	2006/07/16	14:40:49	442	2.554	0.640	-0.016	4393.181	980748.484	0.006	0.013	0.019	980876.39	404.73	5298054.0	409973.2	-42.02	-45.41	-48.29
7700	-500	2006/07/16	14:33:01	442	2.406	0.620	-0.017	4393.027	980748.329	0.008	0.013	0.021	980876.41	405.72	5298078.9	409971.4	-41.98	-45.38	-48.27
7700	-475	2006/07/16	14:27:08	442	1.998	0.680	-0.018	4392.638	980747.941	0.010	0.013	0.023	980876.43	407.82	5298103.9	409969.6	-41.94	-45.36	-48.27
7700	-450	2006/07/16	14:21:30	442	1.302	0.680	-0.020	4391.941	980747.244	0.017	0.013	0.030	980876.45	410.90	5298128.8	409967.7	-42.00	-45.44	-48.37
7700	-425	2006/07/16	14:15:54	442	1.128	0.690	-0.021	4391.771	980747.073	0.019	0.014	0.033	980876.47	412.03	5298153.7	409965.9	-41.95	-45.40	-48.33
7700	-400	2006/07/16	14:08:52	442	2.137	0.680	-0.022	4392.777	980748.079	0.010	0.013	0.023	980876.49	408.12	5298178.7	409964.1	-41.80	-45.22	-48.13
7700	-375	2006/07/16	14:02:04	442	2.405	0.460	-0.023	4392.977	980748.279	0.008	0.013	0.021	980876.51	407.28	5298203.6	409962.3	-41.80	-45.22	-48.12
7700	-350	2006/07/16	13:51:08	442	2.486	0.260	-0.026	4392.996	980748.298	0.010	0.014	0.024	980876.53	407.39	5298228.6	409960.5	-41.78	-45.19	-48.09
7700	-325	2006/07/16	13:37:33	442	2.631	0.490	-0.028	4393.212	980748.514	0.018	0.015	0.033	980876.55	407.43	5298253.5	409958.7	-41.56	-44.97	-47.88
7700	-300	2006/07/16	13:30:10	442	2.863	0.590	-0.029	4393.475	980748.777	0.042	0.016	0.058	980876.57	407.48	5298278.5	409956.8	-41.28	-44.69	-47.59
7700	-275	2006/07/16	13:23:29	442	1.862	0.660	-0.031	4392.496	980747.797	0.039	0.019	0.058	980876.59	413.10	5298303.4	409955.0	-41.09	-44.55	-47.48
7700	-250	2006/07/16	13:17:22	442	1.176	0.640	-0.032	4391.803	980747.105	0.035	0.022	0.057	980876.61	416.99	5298328.4	409953.2	-40.97	-44.47	-47.43
7700	-225	2006/07/16	13:12:06	442	1.474	0.640	-0.032	4392.101	980747.403	0.019	0.021	0.040	980876.63	416.16	5298353.3	409951.4	-40.89	-44.38	-47.34
7700	-200	2006/07/16	13:05:49	442	0.829	0.710	-0.033	4391.478	980746.780	0.022	0.026	0.048	980876.65	419.31	5298378.3	409949.6	-40.86	-44.37	-47.35
7700	-175	2006/07/16	12:46:03	442	0.537	0.650	-0.036	4391.167	980746.469	0.017	0.031	0.048	980876.67	421.10	5298403.2	409947.8	-40.81	-44.34	-47.33
7700	-150	2006/07/15	17:12:09	442	0.762	0.680	0.035	4496.173	980746.594	0.009	0.037	0.046	980876.69	421.17	5298428.1	409945.9	-40.69	-44.22	-47.22
7700	-150	2006/07/16	12:39:39	442	0.676	0.650	-0.037	4391.307	980746.609	0.009	0.037	0.046	980876.69	421.17	5298428.1	409945.9	-40.68	-44.21	-47.20
7700	-125	2006/07/15	17:06:17	442	0.701	0.690	0.036	4496.114	980746.535	0.007	0.044	0.051	980876.71	421.81	5298453.1	409944.1	-40.63	-44.16	-47.16
7700	-125	2006/07/16	12:35:02	442	0.622	0.720	-0.037	4391.274	980746.575	0.007	0.044	0.051	980876.71	421.81	5298453.1	409944.1	-40.59	-44.12	-47.12
7700	-100	2006/07/15	17:00:51	442	1.064	0.650	0.037	4496.465	980746.886	0.005	0.049	0.054	980876.74	420.77	5298478.1	409942.3	-40.52	-44.04	-47.03
7700	-100	2006/07/16	12:30:04	442	0.987	0.610	-0.037	4391.606	980746.907	0.005	0.049	0.054	980876.74	420.77	5298478.1	409942.3	-40.50	-44.02	-47.01
7700	-75	2006/07/15	16:54:49	442	1.203	0.520	0.037	4496.564	980746.985	0.008	0.057	0.065	980876.76	420.93	5298503.0	409940.5	-40.39	-43.91	-46.91
7700	-75	2006/07/16	12:24:50	442	1.113	0.570	-0.038	4391.719	980747.020	0.008	0.057	0.065	980876.76	420.93	5298503.0	409940.5	-40.35	-43.88	-46.87
7700	-50	2006/07/15	16:49:45	442	1.388	0.560	0.038	4496.761	980747.182	0.019	0.065	0.084	980876.78	420.97	5298527.9	409938.7	-40.18	-43.71	-46.70
7700	-25	2006/07/15	16:42:23	442	1.046	0.630	0.038	4496.441	980746.862	0.023	0.074	0.097	980876.80	424.10	5298552.9	409936.9	-39.84	-43.39	-46.41
7700	0	2006/07/15	16:47:07	689	-5.713	0.070	0.036	4366.680	980746.577	0.025	0.080	0.105	980876.81	426.87	5298576.2	409935.5	-39.55	-43.12	-46.15
7700	25	2006/07/15	16:58:28	689	-5.780	0.070	0.035	4366.613	980746.511	0.029	0.078	0.107	980876.84	428.98	5298604.1	409931.9	-39.19	-42.78	-45.83
7700	50	2006/07/15	17:02:43	689	-5.800	0.070	0.035	4366.593	980746.490	0.049	0.074	0.123	980876.86	432.46	5298628.9	409929.0	-38.48	-42.09	-45.16
7700	75	2006/07/15	17:06:53	689	-6.193	0.070	0.035	4366.200	980746.097	0.063	0.063	0.126	980876.88	433.10	5298653.7	409926.1	-38.75	-42.37	-45.44
7700	100	2006/07/23	17:13:53	332	0.200	0.640	-0.003	1697.848	980746.652	0.060	0.047	0.107	980876.90	429.48	5298678.6	409923.2	-39.00	-42.59	-45.65
7700	125	2006/07/15	17:20:19	689	-5.129	0.070	0.033	4367.265	980747.161	0.082	0.042	0.124	980876.92	426.73	5298703.4	409920.3	-39.08	-42.64	-45.68
7700	150	2006/07/16	17:32:15	689	-4.220	0.070	-0.001	4266.384	980748.085	0.086	0.041	0.127	980876.89	422.19	5298722.4	409917.2	-39.09	-42.62	-45.62
7700	150	2006/07/15	17:25:30	689	-4.159	0.070	0.032	4368.234	980748.131	0.086	0.041	0.127	980876.89	422.19	5298722.4	409917.2	-39.04	-42.57	-45.57
7700	175	2006/07/15	17:35:14	689	-3.799	0.730	0.030	4368.798	980748.694	0.094	0.050	0.144	980876.91	419.24	5298746.4	409912.9	-39.11	-42.61	-45.58
7700	175	2006/07/15	17:28:32	442	2.856	0.720	0.033	4498.278	980748.699	0.094	0.050	0.144	980876.91	419.24	5298746.4	409912.9	-39.10	-42.60	-45.58
7700	175	2006/07/16	17:47:54	442	2.759	0.680	-0.001	4393.398	980748.702	0.094	0.050	0.144	980876.91	419.24	5298746.4	409912.9	-39.10	-42.60	-45.58
7700	200	2006/07/15	10:57:02	689	-2.815	0.070	-0.054	4369.578	980749.485	0.112	0.059	0.171	980876.93	415.43	5298772.1	409911.8	-39.11	-42.58	-45.53
7700	225	2006/07/15	11:05:14	689	-1.796	0.070	-0.053	4370.597	980750.504	0.132	0.064	0.196	980877.00	409.75	5298802.8	409908.7	-39.34	-42.75	-45.66
7700	250	2006/07/15	11:14:10	689	-0.515	0.070	-0.051	4371.878	980751.785	0.130	0.061	0.191	980877.02	403.02	5298827.7	409905.8	-39.51	-42.87	-45.73
7700	275	2006/07/15	11:20:59	689	0.920	0.070	-0.050	4373.313	980753.220	0.106	0.050	0.156	980877.04	396.01	5298852.5	409902.9	-39.62	-42.93	-45.74
7700	300	2006/07/15	11:27:39	689	1.408	0.070	-0.049	4373.801	980753.707	0.057	0.038	0.095	980877.06	393.64	5298877.4	409900.0	-39.73	-43.02	-45.82
7700	325	2006/07/15	11:35:55	689	1.531	0.070	-0.047	4373.924	980753.830	0.027	0.030	0.057	980877.08	393.51	5298902.2	409897.1	-39.70	-42.99	-45.79
7700	350	2006/07/15	11:47:15	689	1.458	0.070	-0.044	4373.851	980753.757	0.016	0.028	0.044	980877.10	393.53	5298927.0	409894.2	-39.80	-43.09	-45.90
7700	375	2006/07/15	11:52:32	689	1.664	0.070	-0.042	4374.057	980753.962	0.020	0.029	0.049	980877.12	393.57	5298951.9	409891.3	-39.60	-42.89	-45.70
7700	400	2006/07/15	11:57:44	689	1.398	0.070	-0.041	4373.791	980753.697	0.018	0.029	0.047	980877.10	395.90	5298970.5	409888.5	-39.35	-42.67	-45.48
7700	425	2006/07/15	12:10:22	689	0.795	0.070	-0.037	4373.188	980753.093	0.019	0.030	0.049	980877.11	399.69	5298995.1	409885.7	-39.17	-42.51	-45.36
7700	450	2006/07/15	12:17:23	689	0.793	0.070	-0.034	4373.186	980753.091	0.012	0.030	0.042	980877.14	400.46	5299021.3	409882.2	-39.03	-42.39	-45.24
7700	475	2006/07/15	12:23:30	689	1.075	0.070	-0.032	4373.468	980753.373	0.004	0.026	0.030	980877.16	399.25	5299047.2	409879.0	-39.04	-42.39	-45.23
7700	500	2006/07/15	12:29:08	689	1.254	0.070	-0.030	4373.647	980753.552	0.006	0.021	0.027	980877.18	398.01	5299070.7	409877.0	-39.15	-42.49	-45.32
7700	525	2006/07/15	12:35:02	689	0.954	0.070	-0.028	4373.347	980753.252	0.004	0.015	0.019	980877.20	399.65	5299096.0	409874.1	-39.13	-42.48	-45.33
7700	550	2006/07/15	12:40:22	689	0.743	0.070	-0.026	4373.136	980753.041	0.004	0.010	0.014	980877.22	400.87	5299121.0	409871.5	-39.11	-42.47	-45.33
7700	575	2006/07/15	12:46:16	689	0.910	0.070	-0.024	4373.303	980753.207	0.003	0.014	0.017	980877.24	399.75	5299146.0	409869.0	-39.20	-42.55	-45.40
7700	600	2006/07/15	12:51:57	689	1.232	0.070	-0.022	4373.625	980753.530	0.005	0.020	0.025	980877.26	397.77	5299174.4	409865.1	-39.31	-42.64	-45.48
7800	-600	2006/07/16	17:04:36	689	-4.653	0.070	0.000	4265.951	980747.655	0.005	0.016	0.021	980876.34	404.40	5297992.1	410109.2	-42.87	-46.26	-49.14
7800	-575	2006/07/16	16:48:5																

7800	125	2006/07/16	13:42:43	689	-4.790	0.070	-0.028	4265.814	980747.540	0.079	0.037	0.116	980876.93	423.95	5298713.2	410024.0	-39.31	-42.85	-45.86
7800	150	2006/07/16	13:30:50	689	-3.957	0.070	-0.030	4266.647	980748.375	0.098	0.035	0.133	980876.95	419.27	5298738.0	410020.7	-39.47	-42.97	-45.95
7800	175	2006/07/16	13:24:31	689	-2.895	0.070	-0.031	4267.709	980749.437	0.111	0.036	0.147	980876.97	414.47	5298762.8	410017.3	-39.43	-42.89	-45.83
7800	200	2006/07/16	13:18:25	689	-1.556	0.070	-0.032	4269.048	980750.776	0.109	0.041	0.150	980876.99	408.23	5298787.6	410014.0	-39.43	-42.84	-45.73
7800	225	2006/07/16	13:12:33	689	-0.480	0.070	-0.033	4270.124	980751.853	0.089	0.046	0.135	980877.01	403.14	5298812.4	410010.7	-39.47	-42.83	-45.70
7800	250	2006/07/16	13:07:41	689	0.084	0.070	-0.034	4270.688	980752.418	0.064	0.042	0.106	980877.03	400.55	5298837.2	410007.3	-39.51	-42.85	-45.70
7800	250	2006/07/16	12:58:56	689	0.124	0.070	-0.035	4270.738	980752.418	0.064	0.042	0.106	980877.03	400.55	5298837.2	410007.3	-39.51	-42.85	-45.70
7800	275	2006/07/16	12:48:19	689	0.802	0.070	-0.036	4271.416	980753.098	0.051	0.035	0.086	980877.05	397.57	5298862.0	410004.0	-39.50	-42.83	-45.65
7800	300	2006/07/16	12:42:38	689	1.306	0.070	-0.037	4271.920	980753.602	0.056	0.034	0.090	980877.02	394.44	5298874.3	409990.2	-39.63	-42.93	-45.73
7800	325	2006/07/16	12:35:03	689	1.532	0.070	-0.037	4272.146	980753.828	0.022	0.026	0.048	980877.09	394.24	5298911.6	409997.3	-39.56	-42.86	-45.67
7800	350	2006/07/16	12:26:02	689	1.555	0.070	-0.038	4272.169	980753.852	0.021	0.026	0.047	980877.07	394.21	5298934.6	409982.0	-39.52	-42.83	-45.63
7800	375	2006/07/16	12:18:42	689	1.160	0.070	-0.039	4271.774	980753.459	0.014	0.023	0.037	980877.09	397.66	5298959.1	409980.0	-39.22	-42.55	-45.38
7800	400	2006/07/16	12:12:47	689	0.931	0.070	-0.039	4271.545	980753.230	0.008	0.022	0.030	980877.11	399.21	5298985.6	409972.8	-39.15	-42.49	-45.34
7800	425	2006/07/16	12:07:01	689	1.079	0.070	-0.039	4271.693	980753.379	0.003	0.023	0.026	980877.13	398.39	5299016.9	409965.9	-39.20	-42.54	-45.38
7800	450	2006/07/16	12:00:37	689	1.202	0.070	-0.040	4271.816	980753.503	0.002	0.021	0.023	980877.15	397.83	5299034.9	409970.4	-39.22	-42.55	-45.38
7800	475	2006/07/16	11:53:59	689	1.196	0.070	-0.040	4271.810	980753.497	0.002	0.019	0.021	980877.17	397.89	5299057.2	409968.5	-39.23	-42.56	-45.40
7800	500	2006/07/16	11:43:13	689	0.956	0.070	-0.040	4271.570	980753.258	0.001	0.015	0.016	980877.19	398.82	5299091.8	409965.9	-39.30	-42.65	-45.49
7800	525	2006/07/16	11:36:38	689	0.861	0.070	-0.040	4271.475	980753.164	0.001	0.013	0.014	980877.21	399.68	5299116.6	409964.4	-39.24	-42.59	-45.44
7800	550	2006/07/16	11:30:27	689	0.807	0.070	-0.039	4271.421	980753.110	0.001	0.014	0.015	980877.23	399.76	5299136.0	409958.7	-39.29	-42.64	-45.49
7800	575	2006/07/16	11:22:14	689	0.979	0.070	-0.039	4271.593	980753.283	0.002	0.018	0.020	980877.25	399.35	5299163.0	409960.3	-39.22	-42.57	-45.41
7800	600	2006/07/16	11:14:30	689	0.810	0.070	-0.039	4271.424	980753.115	0.004	0.020	0.024	980877.26	400.74	5299177.0	409956.8	-39.10	-42.46	-45.31
7900	-600	2006/07/25	12:01:53	442	1.242	0.740	0.086	4391.900	980748.143	0.016	0.019	0.035	980876.35	400.75	5298004.6	410195.3	-43.15	-46.50	-49.36
7900	-575	2006/07/25	11:58:10	442	1.285	0.710	0.085	4391.934	980748.177	0.017	0.019	0.036	980876.37	401.16	5298029.5	410192.9	-43.05	-46.41	-49.26
7900	-550	2006/07/25	11:54:29	442	1.198	0.710	0.083	4391.847	980748.090	0.020	0.019	0.039	980876.39	401.73	5298054.4	410190.4	-43.03	-46.39	-49.25
7900	-525	2006/07/25	11:49:06	442	1.416	0.700	0.080	4392.062	980748.304	0.018	0.019	0.037	980876.41	400.91	5298079.2	410187.9	-43.01	-46.37	-49.22
7900	-500	2006/07/25	11:45:26	442	1.439	0.750	0.077	4392.101	980748.343	0.019	0.020	0.039	980876.43	401.16	5298104.1	410185.5	-42.94	-46.30	-49.15
7900	-475	2006/07/25	11:41:21	442	1.764	0.710	0.075	4392.413	980748.655	0.020	0.020	0.040	980876.46	400.21	5298129.0	410183.0	-42.85	-46.20	-49.05
7900	-450	2006/07/25	11:36:09	442	1.663	0.710	0.072	4392.312	980748.553	0.019	0.019	0.038	980876.48	401.40	5298153.9	410180.5	-42.72	-46.08	-48.94
7900	-425	2006/07/25	11:31:43	442	1.564	0.640	0.069	4392.192	980748.433	0.018	0.018	0.036	980876.50	402.54	5298178.8	410178.1	-42.62	-45.99	-48.86
7900	-400	2006/07/25	11:27:50	442	1.893	0.680	0.067	4392.533	980748.774	0.020	0.018	0.038	980876.52	402.00	5298203.7	410175.6	-42.41	-45.78	-48.64
7900	-375	2006/07/25	11:21:48	442	1.505	0.710	0.063	4392.154	980748.395	0.024	0.018	0.042	980876.54	404.24	5298228.6	410173.1	-42.33	-45.71	-48.59
7900	-350	2006/07/25	11:18:15	442	0.734	0.760	0.061	4391.399	980747.639	0.030	0.019	0.049	980876.56	408.53	5298253.5	410170.6	-42.19	-45.61	-48.52
7900	-325	2006/07/25	11:13:38	442	1.433	0.800	0.058	4392.110	980748.349	0.017	0.019	0.036	980876.58	406.34	5298278.4	410168.2	-41.98	-45.38	-48.27
7900	-300	2006/07/25	11:10:00	442	0.844	0.700	0.055	4391.490	980747.730	0.019	0.020	0.039	980876.60	409.69	5298303.3	410165.7	-41.90	-45.33	-48.25
7900	-275	2006/07/25	11:06:04	442	1.203	0.750	0.053	4391.865	980748.104	0.020	0.020	0.040	980876.62	409.31	5298328.2	410163.2	-41.63	-45.06	-47.97
7900	-250	2006/07/25	11:02:33	442	0.979	0.680	0.050	4391.619	980747.858	0.028	0.020	0.048	980876.64	411.29	5298353.1	410160.8	-41.46	-44.91	-47.83
7900	-225	2006/07/25	10:58:50	442	1.094	0.730	0.048	4391.749	980747.988	0.059	0.021	0.080	980876.66	411.90	5298377.9	410158.3	-41.19	-44.63	-47.56
7900	-200	2006/07/25	10:54:29	442	-0.149	0.700	0.045	4390.497	980746.736	0.079	0.027	0.106	980876.68	419.09	5298402.8	410155.8	-40.90	-44.41	-47.39
7900	-175	2006/07/25	10:49:48	442	-0.951	0.730	0.041	4389.705	980745.943	0.081	0.034	0.115	980876.70	424.56	5298427.7	410153.4	-40.55	-44.11	-47.11
7900	-150	2006/07/25	10:45:42	442	-0.836	0.720	0.039	4389.816	980746.054	0.054	0.037	0.091	980876.72	425.82	5298452.6	410150.9	-40.22	-43.78	-46.81
7900	-125	2006/07/25	10:41:59	442	0.037	0.770	0.036	4390.704	980746.942	0.018	0.035	0.053	980876.74	422.62	5298477.5	410148.4	-40.06	-43.60	-46.61
7900	-100	2006/07/25	10:37:57	442	0.506	0.750	0.033	4391.167	980747.405	0.009	0.035	0.044	980876.76	420.73	5298502.4	410146.0	-40.04	-43.56	-46.56
7900	-75	2006/07/25	10:32:31	442	0.543	0.600	0.030	4391.158	980747.395	0.004	0.039	0.043	980876.78	420.37	5298527.3	410143.5	-40.15	-43.67	-46.66
7900	-50	2006/07/25	10:24:07	442	0.616	0.710	0.024	4391.265	980747.501	0.002	0.042	0.044	980876.80	420.64	5298552.2	410141.0	-40.00	-43.53	-46.52
7900	-25	2006/07/25	10:18:32	442	0.572	0.720	0.020	4391.224	980747.460	0.002	0.041	0.043	980876.82	421.39	5298577.1	410138.6	-39.91	-43.43	-46.43
7900	0	2006/07/25	10:13:03	442	0.927	0.640	0.016	4391.554	980747.990	0.004	0.034	0.038	980876.84	420.69	5298603.0	410138.4	-39.75	-43.28	-46.27
7900	25	2006/07/25	10:07:44	442	1.143	0.740	0.012	4391.802	980748.037	0.009	0.031	0.040	980876.86	420.53	5298626.2	410136.2	-39.55	-43.08	-46.07
7900	50	2006/07/25	09:25:52	442	1.153	0.700	-0.016	4391.799	980748.032	0.021	0.032	0.053	980876.88	421.90	5298651.0	410132.9	-39.27	-42.81	-45.81
7900	75	2006/07/25	09:21:36	442	0.881	0.710	-0.019	4391.530	980747.763	0.073	0.038	0.111	980876.90	424.99	5298675.8	410129.6	-38.84	-42.39	-45.41
7900	100	2006/07/25	09:17:32	442	1.232	0.750	-0.022	4391.893	980748.126	0.101	0.035	0.136	980876.88	421.82	5298700.8	410117.2	-39.10	-42.63	-45.62
7900	125	2006/07/25	09:11:12	442	2.897	0.750	-0.025	4393.559	980749.791	0.106	0.028	0.134	980876.94	413.03	5298725.3	410122.9	-39.36	-42.81	-45.75
7900	150	2006/07/25	09:05:40	442	3.898	0.750	-0.029	4394.560	980750.791	0.091	0.028	0.119	980876.96	408.13	5298750.1	410119.6	-39.44	-42.85	-45.75
7900	175	2006/07/25	09:00:53	442	4.802	0.730	-0.032	4395.457	980751.689	0.074	0.029	0.103	980876.98	403.92	5298774.9	410116.2	-39.48	-42.85	-45.72
7900	200	2006/07/25	08:56:51	442	4.884	0.600	-0.034	4395.499	980751.731	0.042	0.029	0.071	980877.01	404.02	5298799.7	410112.9	-39.47	-42.85	-45.72
7900	225	2006/07/25	08:51:																

8000	-425	2006/07/25	13:34:10	442	2.543	0.730	0.117	4393.198	980749.447	0.021	0.024	0.045	980876.51	396.64	5298194.1	410290.6	-42.86	-46.18	-49.00
8000	-400	2006/07/25	13:38:59	442	2.553	0.600	0.118	4393.168	980749.417	0.020	0.024	0.044	980876.53	397.31	5298218.9	410287.2	-42.77	-46.09	-48.92
8000	-375	2006/07/25	13:42:49	442	2.388	0.610	0.118	4393.006	980749.255	0.020	0.022	0.042	980876.55	399.09	5298243.7	410283.9	-42.57	-45.92	-48.76
8000	-350	2006/07/25	13:47:05	442	2.343	0.720	0.118	4392.995	980749.245	0.027	0.021	0.048	980876.57	400.08	5298268.4	410280.6	-42.39	-45.74	-48.59
8000	-325	2006/07/25	13:52:03	442	1.946	0.730	0.118	4392.601	980748.851	0.028	0.021	0.049	980876.59	403.04	5298293.2	410277.2	-42.17	-45.55	-48.42
8000	-300	2006/07/25	13:56:47	442	1.392	0.750	0.118	4392.054	980748.303	0.026	0.023	0.049	980876.61	406.45	5298318.0	410273.9	-42.02	-45.42	-48.31
8000	-275	2006/07/25	14:00:32	442	1.043	0.730	0.118	4391.699	980747.949	0.023	0.026	0.049	980876.63	408.74	5298342.8	410270.6	-41.91	-45.33	-48.24
8000	-250	2006/07/25	14:04:26	442	1.562	0.730	0.118	4392.217	980748.468	0.023	0.029	0.052	980876.65	407.61	5298367.6	410267.2	-41.64	-45.06	-47.96
8000	-225	2006/07/25	14:08:05	442	1.620	0.730	0.118	4392.276	980748.526	0.036	0.033	0.069	980876.67	408.20	5298392.4	410263.9	-41.46	-44.88	-47.78
8000	-200	2006/07/25	14:12:32	442	1.963	0.760	0.118	4392.628	980748.879	0.099	0.035	0.134	980876.69	407.87	5298417.2	410260.6	-41.12	-44.53	-47.43
8000	-175	2006/07/25	14:16:18	442	0.370	0.720	0.117	4391.023	980747.274	0.100	0.041	0.141	980876.71	417.21	5298442.0	410257.2	-40.76	-44.24	-47.20
8000	-150	2006/07/25	14:21:36	442	-0.339	0.700	0.117	4390.307	980746.559	0.091	0.047	0.138	980876.73	422.66	5298466.8	410253.9	-40.34	-43.87	-46.87
8000	-125	2006/07/25	14:25:31	442	-0.007	0.760	0.116	4390.658	980746.910	0.049	0.045	0.094	980876.75	422.50	5298491.6	410250.5	-40.09	-43.63	-46.63
8000	-100	2006/07/25	14:29:50	442	-0.283	0.790	0.115	4390.391	980746.642	0.061	0.047	0.108	980876.77	424.91	5298516.4	410247.2	-39.85	-43.41	-46.43
8000	-75	2006/07/25	14:34:21	442	0.622	0.750	0.114	4391.283	980747.535	0.033	0.040	0.073	980876.79	421.85	5298541.1	410243.9	-39.67	-43.20	-46.20
8000	-50	2006/07/25	14:38:10	442	1.216	0.810	0.113	4391.896	980748.148	0.018	0.034	0.052	980876.81	418.80	5298565.9	410240.5	-39.75	-43.26	-46.24
8000	-25	2006/07/25	14:41:39	442	1.185	0.780	0.113	4391.856	980748.108	0.013	0.033	0.046	980876.83	419.14	5298590.7	410237.2	-39.74	-43.25	-46.24
8000	0	2006/07/27	09:08:57	332	1.218	0.690	-0.060	3535.327	980747.678	0.021	0.033	0.054	980876.85	420.75	5298617.9	410233.0	-39.85	-43.37	-46.36
8000	0	2006/07/25	14:45:02	442	0.782	0.750	0.112	4391.443	980747.696	0.021	0.033	0.054	980876.85	420.75	5298617.9	410233.0	-39.83	-43.35	-46.35
8000	25	2006/07/25	14:48:42	442	0.911	0.750	0.111	4391.573	980747.826	0.026	0.030	0.056	980876.87	420.47	5298643.7	410227.9	-39.78	-43.30	-46.29
8000	50	2006/07/25	14:52:48	442	1.419	0.680	0.110	4392.059	980748.313	0.031	0.027	0.058	980876.89	418.83	5298668.4	410224.1	-39.65	-43.16	-46.14
8000	75	2006/07/25	14:57:00	442	2.114	0.710	0.109	4392.763	980749.017	0.036	0.025	0.061	980876.91	416.56	5298693.2	410220.3	-39.45	-42.94	-45.90
8000	100	2006/07/25	15:00:36	442	2.586	0.740	0.107	4393.245	980749.499	0.066	0.025	0.091	980876.93	415.90	5298717.9	410216.6	-39.09	-42.57	-45.53
8000	125	2006/07/25	15:11:44	442	3.687	0.680	0.103	4394.337	980750.554	0.068	0.024	0.092	980876.95	409.15	5298742.6	410212.8	-39.49	-42.91	-45.82
8000	125	2006/07/25	15:05:14	442	3.663	0.670	0.106	4394.299	980750.554	0.068	0.024	0.092	980876.95	409.15	5298742.6	410212.8	-39.49	-42.91	-45.82
8000	150	2006/07/25	15:21:03	442	4.370	0.680	0.099	4395.020	980751.237	0.050	0.027	0.077	980876.97	405.30	5298767.3	410209.0	-39.66	-43.05	-45.93
8000	175	2006/07/25	15:25:02	442	4.532	0.660	0.098	4395.176	980751.393	0.034	0.030	0.064	980876.99	404.79	5298792.1	410205.3	-39.65	-43.03	-45.91
8000	200	2006/07/25	15:30:40	442	5.069	0.660	0.095	4395.713	980751.931	0.035	0.031	0.066	980877.01	402.32	5298816.8	410201.5	-39.65	-43.02	-45.88
8000	225	2006/07/25	15:34:57	442	5.785	0.730	0.093	4396.450	980752.668	0.036	0.028	0.064	980877.03	398.67	5298841.5	410197.7	-39.71	-43.05	-45.88
8000	250	2006/07/25	15:39:05	442	6.322	0.780	0.091	4397.004	980753.221	0.030	0.024	0.054	980877.05	395.95	5298866.3	410194.0	-39.76	-43.08	-45.90
8000	275	2006/07/25	15:44:04	442	6.483	0.530	0.089	4397.087	980753.305	0.017	0.022	0.039	980877.07	395.15	5298891.0	410190.2	-39.89	-43.20	-46.01
8000	300	2006/08/03	12:24:56	689	0.119	0.020	0.032	4270.718	980753.296	0.010	0.021	0.031	980877.09	395.26	5298915.7	410186.4	-39.90	-43.21	-46.03
8000	325	2006/08/04	15:20:28	689	0.236	0.070	-0.019	4270.850	980753.471	0.009	0.021	0.030	980877.11	395.20	5298940.4	410182.7	-39.76	-43.07	-45.89
8000	350	2006/07/25	15:57:56	442	6.786	0.610	0.082	4397.414	980753.633	0.013	0.021	0.034	980877.09	395.55	5298960.6	410177.8	-39.50	-42.81	-45.63
8000	375	2006/07/25	16:02:51	442	6.244	0.740	0.079	4396.913	980753.132	0.013	0.019	0.032	980877.11	398.09	5298984.9	410174.3	-39.48	-42.82	-45.65
8000	400	2006/07/25	16:07:44	442	5.896	0.770	0.076	4396.574	980752.793	0.013	0.016	0.029	980877.13	400.72	5299009.4	410171.0	-39.29	-42.64	-45.50
8000	425	2006/07/25	16:13:00	442	5.706	0.760	0.073	4396.381	980752.601	0.012	0.014	0.026	980877.15	401.99	5299034.2	410167.5	-39.23	-42.60	-45.46
8000	450	2006/07/25	08:50:26	689	-0.474	0.720	-0.066	4270.341	980752.466	0.016	0.012	0.028	980877.17	402.76	5299058.7	410164.0	-39.22	-42.60	-45.46
8000	450	2006/07/25	16:17:37	442	5.582	0.790	0.070	4396.267	980752.466	0.016	0.012	0.028	980877.17	402.76	5299058.7	410164.0	-39.20	-42.57	-45.44
8000	475	2006/07/27	08:55:36	689	-0.200	0.700	-0.064	4270.609	980752.734	0.012	0.011	0.023	980877.19	401.29	5299083.6	410160.3	-39.29	-42.66	-45.51
8000	500	2006/07/27	09:00:31	689	0.120	0.700	-0.063	4270.928	980753.053	0.011	0.012	0.023	980877.21	399.40	5299108.5	410156.7	-39.39	-42.74	-45.58
8000	525	2006/07/27	09:04:41	689	0.596	0.770	-0.062	4271.426	980753.552	0.009	0.014	0.023	980877.23	396.73	5299132.9	410153.1	-39.48	-42.81	-45.63
8000	550	2006/07/27	09:08:54	689	0.506	0.660	-0.060	4271.302	980753.427	0.013	0.015	0.028	980877.25	397.45	5299157.6	410149.7	-39.47	-42.80	-45.63
8000	575	2006/07/27	09:16:35	689	1.328	0.660	-0.058	4272.124	980754.250	0.023	0.024	0.047	980877.27	392.71	5299182.3	410146.0	-39.65	-42.94	-45.73
8000	600	2006/07/27	09:24:20	689	1.297	0.680	-0.055	4272.099	980754.226	0.012	0.027	0.039	980877.29	392.71	5299207.0	410142.1	-39.70	-42.99	-45.79
8100	-600	2006/07/27	13:45:09	332	3.205	0.470	0.073	3537.246	980749.605	0.001	0.030	0.031	980876.39	390.34	5298042.6	410430.3	-43.93	-47.20	-49.98
8100	-575	2006/07/27	13:33:29	332	3.307	0.700	0.069	3537.119	980749.778	0.002	0.029	0.031	980876.41	390.23	5298067.3	410426.1	-43.80	-47.07	-49.85
8100	-550	2006/07/27	13:25:38	332	3.459	0.680	0.066	3537.565	980749.923	0.006	0.029	0.035	980876.43	390.31	5298091.9	410421.9	-43.66	-46.93	-49.71
8100	-525	2006/07/27	13:18:20	332	3.457	0.780	0.064	3537.594	980749.953	0.015	0.029	0.044	980876.45	391.09	5298116.6	410417.7	-43.47	-46.75	-49.53
8100	-500	2006/07/27	13:13:26	332	2.822	0.660	0.062	3536.922	980749.280	0.021	0.027	0.048	980876.47	395.25	5298141.3	410413.5	-43.28	-46.59	-49.40
8100	-475	2006/07/27	13:06:59	332	2.811	0.650	0.059	3536.908	980749.266	0.014	0.028	0.042	980876.49	395.81	5298165.9	410409.3	-43.20	-46.51	-49.33
8100	-450	2006/07/27	13:02:34	332	2.622	0.670	0.057	3536.725	980749.082	0.020	0.027	0.047	980876.51	397.23	5298190.6	410405.1	-43.10	-46.42	-49.25
8100	-425	2006/07/27	12:57:00	332	2.022	0.690	0.055	3536.131	980748.489	0.029	0.024	0.053	980876.53	400.64	5298215.2	410400.9	-42.98	-46.33	-49.18
8100	-400	2006/07/27	12:52:15	332	2.124	0.630	0.053	3536.215	980748.573	0.017	0.023	0.040	980876.55	400.83	5298239.9	410396.7	-42.89	-46.25	-49.10
8100	-375	2006/07/27	12:46:06																

8100	300	2006/07/27	10:49:40	689	0.458	0.430	-0.015	4271.183	980753.313	0.009	0.018	0.027	980877.07	395.55	5298932.0	410281.9	-39.80	-43.12	-45.94
8100	325	2006/07/27	10:39:46	689	0.617	0.250	-0.020	4271.286	980753.416	0.007	0.017	0.024	980877.09	395.64	5298956.5	410277.9	-39.71	-43.02	-45.84
8100	350	2006/07/27	10:30:30	689	0.604	0.750	-0.025	4271.428	980753.557	0.007	0.016	0.023	980877.11	395.90	5298981.6	410274.1	-39.53	-42.85	-45.67
8100	375	2006/07/27	10:25:52	689	0.578	0.690	-0.028	4271.384	980753.513	0.008	0.015	0.023	980877.13	396.75	5299006.3	410270.1	-39.42	-42.74	-45.57
8100	400	2006/07/27	10:20:52	689	0.077	0.680	-0.030	4270.879	980753.008	0.006	0.012	0.018	980877.15	399.33	5299031.4	410266.1	-39.40	-42.74	-45.59
8100	425	2006/07/27	10:15:18	689	0.146	0.700	-0.033	4270.954	980753.083	0.003	0.013	0.016	980877.17	398.69	5299057.2	410261.8	-39.48	-42.82	-45.66
8100	450	2006/07/27	10:09:27	689	0.195	0.610	-0.036	4270.975	980753.104	0.005	0.013	0.018	980877.19	398.58	5299082.1	410257.8	-39.50	-42.84	-45.68
8100	475	2006/07/27	10:05:00	689	0.656	0.690	-0.038	4271.461	980753.589	0.007	0.016	0.023	980877.21	396.36	5299106.6	410254.0	-39.50	-42.82	-45.65
8100	500	2006/08/03	12:41:02	689	0.322	0.020	0.025	4270.920	980753.500	0.006	0.017	0.023	980877.23	396.93	5299130.9	410249.4	-39.66	-42.98	-45.80
8100	500	2006/07/27	09:59:20	689	0.596	0.680	-0.040	4271.399	980753.527	0.006	0.017	0.023	980877.23	396.13	5299130.9	410249.4	-39.63	-42.95	-45.78
8100	525	2006/07/27	09:52:46	689	0.273	0.670	-0.044	4271.072	980753.199	0.006	0.015	0.021	980877.25	398.24	5299156.0	410246.3	-39.54	-42.87	-45.71
8100	550	2006/07/27	09:46:44	689	0.131	0.790	-0.046	4270.967	980753.095	0.012	0.015	0.027	980877.27	398.55	5299180.6	410242.5	-39.59	-42.93	-45.77
8100	575	2006/07/27	09:41:53	689	0.401	0.750	-0.048	4271.225	980753.352	0.012	0.017	0.029	980877.29	398.74	5299204.9	410238.8	-39.73	-43.06	-45.88
8100	600	2006/07/27	09:36:40	689	0.984	0.670	-0.050	4271.783	980753.910	0.014	0.022	0.036	980877.31	392.82	5299229.8	410234.6	-40.02	-43.31	-46.10
8200	-600	2006/07/27	14:03:40	332	3.289	0.520	0.077	3537.345	980749.705	0.002	0.028	0.030	980876.41	389.02	5298072.6	410558.3	-44.14	-47.40	-50.17
8200	-575	2006/07/27	14:26:25	332	3.315	0.530	0.081	3537.375	980749.735	0.002	0.028	0.030	980876.43	389.38	5298097.1	410552.8	-44.05	-47.31	-50.09
8200	-550	2006/07/27	14:32:15	332	3.425	0.660	0.082	3537.525	980749.885	0.003	0.028	0.031	980876.45	389.44	5298121.5	410547.3	-43.91	-47.17	-49.94
8200	-525	2006/07/27	14:36:46	332	3.465	0.750	0.082	3537.593	980749.953	0.004	0.029	0.033	980876.47	390.00	5298145.9	410541.8	-43.74	-47.01	-49.78
8200	-500	2006/07/27	14:42:19	332	3.517	0.670	0.082	3537.620	980749.980	0.006	0.029	0.035	980876.49	390.33	5298170.3	410536.3	-43.66	-46.93	-49.71
8200	-475	2006/07/27	14:47:13	332	3.534	0.700	0.083	3537.647	980750.007	0.009	0.029	0.038	980876.51	390.87	5298194.7	410530.9	-43.53	-46.81	-49.59
8200	-450	2006/07/27	14:52:53	332	3.539	0.610	0.083	3537.624	980749.985	0.012	0.028	0.040	980876.53	391.58	5298219.1	410525.4	-43.42	-46.70	-49.49
8200	-425	2006/07/27	14:57:38	332	3.628	0.660	0.083	3537.728	980750.089	0.018	0.028	0.046	980876.55	391.89	5298243.5	410519.9	-43.27	-46.55	-49.34
8200	-400	2006/07/27	15:02:30	332	3.445	0.740	0.082	3537.570	980749.931	0.020	0.026	0.046	980876.57	393.26	5298267.9	410514.4	-43.15	-46.45	-49.25
8200	-375	2006/07/27	15:13:43	332	3.347	0.740	0.082	3537.472	980749.833	0.024	0.024	0.048	980876.59	394.67	5298292.3	410508.9	-42.97	-46.27	-49.08
8200	-350	2006/07/27	15:19:37	332	3.007	0.570	0.081	3537.079	980749.441	0.020	0.022	0.042	980876.61	397.46	5298316.7	410503.4	-42.80	-46.13	-48.96
8200	-325	2006/07/27	15:24:37	332	2.648	0.560	0.080	3536.717	980749.079	0.014	0.020	0.034	980876.63	400.12	5298341.1	410497.9	-42.62	-45.97	-48.82
8200	-300	2006/07/27	15:29:26	332	2.334	0.670	0.079	3536.437	980748.799	0.011	0.020	0.031	980876.65	402.05	5298365.5	410492.5	-42.52	-45.89	-48.75
8200	-275	2006/07/27	15:34:08	332	3.040	0.700	0.079	3537.152	980749.514	0.011	0.020	0.031	980876.67	400.05	5298389.9	410487.0	-42.25	-45.60	-48.45
8200	-250	2006/07/27	15:39:04	332	3.089	0.720	0.077	3537.208	980749.570	0.014	0.020	0.034	980876.69	400.65	5298414.3	410481.5	-42.08	-45.44	-48.29
8200	-225	2006/07/27	15:46:04	332	2.957	0.740	0.076	3537.082	980749.444	0.019	0.021	0.040	980876.71	402.36	5298438.7	410476.0	-41.85	-45.22	-48.09
8200	-200	2006/07/27	15:58:09	332	2.494	0.660	0.073	3536.594	980748.957	0.020	0.022	0.042	980876.73	405.76	5298463.1	410470.5	-41.64	-45.04	-47.92
8200	-175	2006/07/27	16:02:43	332	2.049	0.690	0.071	3536.158	980748.521	0.019	0.024	0.043	980876.75	408.75	5298487.6	410465.0	-41.46	-44.88	-47.79
8200	-150	2006/07/27	16:09:48	332	2.124	0.620	0.069	3536.211	980748.575	0.012	0.025	0.037	980876.77	409.67	5298511.9	410459.6	-41.24	-44.67	-47.59
8200	-125	2006/07/27	16:14:37	332	2.608	0.690	0.067	3536.718	980749.081	0.007	0.024	0.031	980876.79	408.16	5298536.4	410454.1	-41.08	-44.50	-47.40
8200	-100	2006/07/27	16:20:27	332	2.624	0.710	0.065	3536.739	980749.103	0.009	0.024	0.033	980876.81	409.07	5298560.7	410448.6	-40.88	-44.31	-47.22
8200	-75	2006/07/27	16:26:02	332	2.508	0.510	0.063	3536.562	980748.925	0.011	0.025	0.036	980876.83	410.84	5298585.2	410443.1	-40.70	-44.14	-47.06
8200	-50	2006/07/27	16:31:16	332	2.210	0.730	0.061	3536.332	980748.695	0.015	0.024	0.039	980876.85	413.81	5298609.6	410437.6	-40.46	-43.92	-46.86
8200	-25	2006/07/27	16:36:45	332	2.500	0.660	0.059	3536.600	980748.964	0.020	0.022	0.042	980876.87	413.11	5298634.0	410432.1	-40.21	-43.67	-46.61
8200	0	2006/07/27	16:41:12	332	1.740	0.710	0.057	3535.855	980748.219	0.049	0.025	0.074	980876.89	418.03	5298655.7	410426.7	-39.89	-43.39	-46.36
8200	0	2006/07/27	13:05:07	689	-4.644	0.710	0.059	4266.168	980748.305	0.049	0.025	0.074	980876.89	418.03	5298655.7	410426.7	-39.81	-43.30	-46.28
8200	25	2006/07/27	13:12:14	689	-4.317	0.730	0.061	4266.501	980748.638	0.046	0.024	0.070	980876.91	418.27	5298681.8	410421.1	-39.45	-42.95	-45.92
8200	50	2006/07/27	13:16:31	689	-3.709	0.690	0.063	4267.096	980749.233	0.054	0.022	0.076	980876.93	417.36	5298706.2	410415.6	-39.06	-42.55	-45.52
8200	75	2006/07/27	13:20:20	689	-3.171	0.710	0.065	4267.641	980749.778	0.044	0.018	0.062	980876.95	413.29	5298730.6	410410.2	-39.41	-42.87	-45.81
8200	100	2006/07/27	13:24:15	689	-2.464	0.770	0.066	4268.366	980750.503	0.039	0.016	0.055	980876.97	409.59	5298755.0	410404.7	-39.50	-42.93	-45.84
8200	125	2006/07/27	13:27:56	689	-1.883	0.780	0.067	4268.950	980751.087	0.035	0.018	0.053	980876.99	406.32	5298779.4	410399.2	-39.63	-43.03	-45.93
8200	150	2006/07/27	13:32:55	689	-1.127	0.650	0.069	4269.666	980751.804	0.032	0.021	0.053	980877.00	403.15	5298803.8	410393.7	-39.61	-42.98	-45.85
8200	175	2006/07/27	13:36:47	689	-0.536	0.720	0.070	4270.279	980752.417	0.027	0.022	0.049	980877.02	400.20	5298828.2	410388.2	-39.64	-43.00	-45.84
8200	200	2006/07/27	13:40:52	689	-0.353	0.670	0.071	4270.447	980752.585	0.014	0.020	0.034	980877.04	399.74	5298852.6	410382.7	-39.61	-42.96	-45.81
8200	225	2006/07/27	13:44:33	689	-0.435	0.690	0.073	4270.371	980752.509	0.012	0.017	0.029	980877.06	400.11	5298877.0	410377.2	-39.63	-42.99	-45.84
8200	250	2006/07/27	13:48:53	689	0.330	0.490	0.074	4271.073	980753.219	0.015	0.017	0.032	980877.08	396.76	5298901.4	410371.8	-39.66	-42.98	-45.81
8200	275	2006/07/27	13:55:12	689	0.369	0.640	0.076	4271.159	980753.298	0.009	0.016	0.025	980877.10	396.50	5298925.8	410366.3	-39.66	-42.98	-45.80
8200	300	2006/07/27	13:59:52	689	-0.173	0.650	0.077	4270.620	980752.759	0.008	0.013	0.021	980877.12	399.11	5298950.2	410360.8	-39.66	-43.01	-45.85
8200	325	2006/07/27	14:07:00	689	0.072	0.620	0.078	4270.856	980752.996	0.004	0.013	0.017	980877.14	398.69	5298965.2	410358.3	-39.49	-42.84	-45.68
8200	350	2006/07/27	14:13:51	689	-0.220	0.740	0.079	4270.601	980752.741	0.008	0.012	0.020	980877.16	400.51	5298989.5	410353.2	-39.38	-42.74	-45.59
8200	375	2006/07/27	14:20:51																

8300	-150	2006/07/30	14:29:53	332	2.517	0.730	0.006	3536.639	980749.040	0.011	0.025	0.036	980876.79	406.98	5298530.3	410558.6	-41.36	-44.77	-47.66
8300	-125	2006/07/30	14:35:16	332	2.622	0.730	0.007	3536.743	980749.145	0.008	0.024	0.032	980876.80	407.19	5298554.5	410552.2	-41.23	-44.65	-47.54
8300	-100	2006/07/30	14:40:24	332	2.776	0.750	0.008	3536.904	980749.305	0.007	0.023	0.030	980876.82	407.35	5298578.7	410545.9	-41.06	-44.47	-47.37
8300	-75	2006/07/30	14:45:38	332	3.146	0.700	0.009	3537.258	980749.660	0.008	0.022	0.030	980876.84	406.53	5298602.9	410539.6	-40.90	-44.31	-47.20
8300	-50	2006/07/30	14:50:50	332	3.452	0.690	0.010	3537.562	980749.963	0.011	0.020	0.031	980876.86	406.10	5298627.1	410533.2	-40.71	-44.11	-47.00
8300	-25	2006/07/30	14:56:54	332	3.565	0.810	0.010	3537.711	980750.112	0.014	0.018	0.032	980876.88	406.65	5298651.3	410526.9	-40.46	-43.86	-46.76
8300	0	2006/07/30	15:21:21	332	3.383	0.650	0.013	3537.480	980749.881	0.009	0.017	0.026	980876.91	409.28	5298679.8	410520.9	-40.16	-43.59	-46.51
8300	25	2006/07/30	15:26:45	332	3.663	0.690	0.013	3537.772	980750.173	0.009	0.014	0.023	980876.93	408.57	5298709.7	410511.9	-40.05	-43.47	-46.38
8300	50	2006/07/30	15:33:03	332	3.905	0.740	0.014	3538.029	980750.430	0.011	0.014	0.025	980876.95	408.00	5298734.0	410505.6	-39.93	-43.35	-46.25
8300	75	2006/07/30	15:38:09	332	4.240	0.760	0.014	3538.370	980750.771	0.014	0.014	0.028	980876.97	406.88	5298758.1	410499.3	-39.84	-43.25	-46.15
8300	100	2006/07/30	15:42:35	332	4.750	0.700	0.014	3538.862	980751.262	0.019	0.015	0.034	980876.99	404.95	5298782.4	410492.9	-39.77	-43.17	-46.05
8300	125	2006/07/30	15:47:14	332	5.096	0.750	0.014	3539.223	980751.623	0.020	0.016	0.036	980877.01	403.52	5298806.5	410486.6	-39.73	-43.11	-45.98
8300	150	2006/07/30	15:52:33	332	5.167	0.740	0.014	3539.292	980751.692	0.016	0.017	0.033	980877.03	403.44	5298830.7	410480.3	-39.70	-43.08	-45.96
8300	175	2006/07/30	15:57:54	332	5.336	0.720	0.014	3539.455	980751.855	0.017	0.015	0.032	980877.05	402.46	5298854.9	410473.9	-39.77	-43.14	-46.01
8300	200	2006/07/30	16:02:24	332	5.596	0.750	0.014	3539.724	980752.123	0.023	0.013	0.036	980877.07	401.22	5298879.2	410467.6	-39.78	-43.14	-46.00
8300	225	2006/07/30	16:07:07	332	6.526	0.650	0.014	3540.623	980753.023	0.026	0.013	0.039	980877.09	397.11	5298903.3	410461.3	-39.77	-43.09	-45.92
8300	250	2006/07/30	16:20:03	332	6.674	0.550	0.013	3540.740	980753.139	0.014	0.013	0.027	980877.11	396.39	5298927.5	410454.9	-39.84	-43.16	-45.98
8300	275	2006/07/30	16:27:02	332	6.651	0.550	0.013	3540.717	980753.116	0.010	0.013	0.023	980877.13	396.34	5298951.7	410448.6	-39.89	-43.22	-46.04
8300	300	2006/07/30	16:36:24	332	6.442	0.690	0.012	3540.551	980752.950	0.006	0.012	0.018	980877.09	397.58	5298960.8	410446.0	-39.77	-43.10	-45.94
8300	325	2006/07/30	16:42:27	332	6.859	0.660	0.011	3540.959	980753.358	0.010	0.013	0.023	980877.11	396.45	5298985.4	410440.5	-39.62	-42.94	-45.76
8300	350	2006/07/30	16:48:28	332	6.494	0.690	0.010	3540.640	980753.002	0.017	0.010	0.027	980877.18	399.01	5299024.3	410429.6	-39.50	-42.84	-45.68
8300	375	2006/07/30	16:54:30	332	6.049	0.650	0.009	3540.146	980752.545	0.019	0.009	0.028	980877.15	401.57	5299034.1	410427.8	-39.38	-42.74	-45.60
8300	400	2006/07/30	16:59:40	332	5.735	0.650	0.009	3539.832	980752.230	0.015	0.008	0.023	980877.17	403.05	5299054.7	410423.0	-39.40	-42.78	-45.65
8300	425	2006/07/30	17:06:16	332	5.650	0.670	0.008	3539.753	980752.151	0.017	0.008	0.025	980877.19	403.61	5299082.3	410415.0	-39.38	-42.76	-45.64
8300	450	2006/07/30	17:11:05	332	6.238	0.550	0.007	3540.304	980752.702	0.011	0.009	0.020	980877.21	400.97	5299105.9	410409.1	-39.42	-42.78	-45.63
8300	500	2006/07/27	16:24:26	689	0.193	0.670	0.064	4270.992	980753.138	0.011	0.010	0.021	980877.25	398.28	5299153.9	410397.2	-39.59	-42.93	-45.76
8300	525	2006/07/27	16:19:48	689	0.549	0.700	0.066	4271.357	980753.503	0.015	0.012	0.027	980877.27	396.17	5299177.4	410391.3	-39.68	-43.00	-45.83
8300	550	2006/07/27	16:14:47	689	0.494	0.210	0.067	4271.152	980753.297	0.012	0.014	0.026	980877.29	395.56	5299202.1	410385.1	-40.04	-43.36	-46.17
8300	575	2006/07/29	15:48:36	689	0.181	0.710	0.037	4270.993	980753.261	0.008	0.013	0.021	980877.31	396.18	5299226.4	410379.1	-39.97	-43.29	-46.11
8300	575	2006/07/27	16:07:13	689	0.339	0.730	0.070	4271.157	980753.302	0.008	0.013	0.021	980877.31	396.18	5299226.4	410379.1	-39.93	-43.25	-46.07
8300	600	2006/07/29	15:41:35	689	-0.318	0.740	0.037	4270.503	980752.770	0.006	0.010	0.016	980877.33	398.32	5299249.9	410373.3	-40.03	-43.37	-46.21
8300	600	2006/07/27	16:00:39	689	-0.130	0.710	0.072	4270.682	980752.827	0.006	0.010	0.016	980877.33	398.32	5299249.9	410373.3	-39.98	-43.31	-46.15
8400	-600	2006/07/30	12:47:18	332	4.130	0.530	-0.016	3538.190	980750.594	0.010	0.033	0.043	980876.42	382.80	5298118.4	410777.4	-44.56	-47.76	-50.49
8400	-575	2006/07/30	12:41:41	332	4.245	0.450	-0.017	3538.280	980750.685	0.010	0.031	0.041	980876.44	382.83	5298142.7	410770.8	-44.48	-47.69	-50.42
8400	-550	2006/07/30	12:35:51	332	4.394	0.480	-0.019	3538.439	980750.843	0.011	0.030	0.041	980876.46	382.63	5298166.2	410764.9	-44.39	-47.59	-50.32
8400	-525	2006/07/30	12:27:40	332	4.628	0.490	-0.020	3538.676	980751.080	0.015	0.031	0.046	980876.48	382.57	5298195.3	410757.3	-44.18	-47.38	-50.11
8400	-500	2006/07/30	12:19:47	332	4.796	0.580	-0.022	3538.872	980751.276	0.022	0.032	0.054	980876.53	382.76	5298217.1	410748.7	-43.99	-47.19	-49.92
8400	-475	2006/07/30	12:12:56	332	4.618	0.730	-0.024	3538.739	980751.144	0.027	0.032	0.059	980876.55	384.26	5298241.3	410742.4	-43.82	-47.03	-49.77
8400	-450	2006/07/30	12:08:08	332	4.514	0.710	-0.024	3538.630	980751.035	0.040	0.031	0.071	980876.57	385.51	5298265.5	410736.1	-43.67	-46.89	-49.63
8400	-425	2006/07/30	12:01:13	332	3.861	0.670	-0.026	3537.964	980750.369	0.044	0.027	0.071	980876.59	389.47	5298289.7	410729.7	-43.51	-46.77	-49.54
8400	-400	2006/07/30	11:56:14	332	3.391	0.650	-0.027	3537.488	980749.894	0.046	0.024	0.070	980876.61	392.83	5298313.8	410723.4	-43.29	-46.58	-49.38
8400	-375	2006/07/30	11:50:50	332	2.836	0.760	-0.028	3536.967	980749.373	0.048	0.021	0.069	980876.63	396.51	5298338.1	410717.1	-43.06	-46.37	-49.19
8400	-350	2006/07/30	11:44:57	332	2.458	0.680	-0.029	3536.564	980748.969	0.051	0.020	0.071	980876.65	399.45	5298362.3	410710.7	-42.85	-46.19	-49.04
8400	-325	2006/07/30	11:40:22	332	2.538	0.670	-0.030	3536.641	980749.046	0.045	0.020	0.065	980876.67	400.09	5298386.4	410704.4	-42.67	-46.01	-48.86
8400	-300	2006/07/30	11:35:57	332	3.198	0.620	-0.031	3537.286	980749.692	0.027	0.019	0.046	980876.69	397.54	5298410.7	410698.1	-42.60	-45.93	-48.76
8400	-275	2006/07/30	11:30:51	332	3.737	0.630	-0.031	3537.827	980750.233	0.022	0.020	0.042	980876.71	395.64	5298434.9	410691.7	-42.49	-45.80	-48.62
8400	-250	2006/07/30	11:25:00	332	3.877	0.700	-0.032	3537.990	980750.396	0.022	0.020	0.042	980876.73	395.90	5298459.0	410685.4	-42.29	-45.61	-48.42
8400	-225	2006/07/30	11:20:11	332	3.637	0.730	-0.033	3537.758	980750.164	0.021	0.021	0.042	980876.75	397.90	5298483.2	410679.1	-42.12	-45.45	-48.28
8400	-200	2006/07/30	11:14:03	332	3.631	0.720	-0.034	3537.750	980750.156	0.020	0.021	0.041	980876.77	398.83	5298507.5	410672.8	-41.95	-45.29	-48.13
8400	-175	2006/07/30	11:09:13	332	3.469	0.710	-0.034	3537.585	980749.991	0.019	0.023	0.042	980876.79	400.63	5298531.7	410666.4	-41.75	-45.11	-47.96
8400	-150	2006/07/30	11:04:36	332	3.317	0.720	-0.035	3537.435	980749.842	0.015	0.024	0.039	980876.81	402.49	5298555.9	410660.1	-41.53	-44.90	-47.77
8400	-125	2006/07/30	10:59:56	332	3.579	0.620	-0.035	3537.667	980749.074	0.011	0.026	0.037	980876.83	402.06	5298580.0	410653.7	-41.41	-44.78	-47.64
8400	-100	2006/07/30	10:55:14	332	3.731	0.760	-0.036	3537.862	980750.269	0.012	0.027	0.039	980876.85	402.11	5298604.3	410647.4	-41.22	-44.59	-47.45
8400	-75	2006/07/30	10:50:37	332	3.728	0.640	-0.036	3537.822	980750.229	0.017	0.027	0.044	980876.87	403.00	5298628.4	410641.1	-41.08	-44.46	-47.33
8400	-50	2006/07/30	10:46:43																

8500	-600	2006/07/30	12:37:09	689	-2.485	0.780	-0.018	4268.349	980750.614	0.003	0.026	0.029	980876.45	383.00	5298157.7	410873.9	-44.54	-47.75	-50.48
8500	-575	2006/07/30	12:33:10	689	-2.176	0.570	-0.019	4268.592	980750.858	0.003	0.027	0.030	980876.46	381.81	5298170.4	410870.8	-44.56	-47.76	-50.48
8500	-550	2006/07/30	12:27:55	689	-1.989	0.560	-0.020	4268.776	980751.042	0.002	0.027	0.029	980876.48	381.64	5298196.4	410863.5	-44.44	-47.64	-50.35
8500	-525	2006/07/30	12:21:47	689	-1.840	0.520	-0.022	4268.913	980751.178	0.005	0.028	0.033	980876.50	381.66	5298220.5	410857.2	-44.31	-47.51	-50.23
8500	-500	2006/07/30	12:15:24	689	-2.025	0.510	-0.023	4268.725	980750.991	0.008	0.027	0.035	980876.52	383.40	5298242.6	410851.7	-44.15	-47.36	-50.09
8500	-475	2006/07/30	12:10:29	689	-2.431	0.720	-0.024	4268.384	980750.649	0.013	0.026	0.039	980876.54	385.72	5298269.2	410844.8	-44.01	-47.24	-49.99
8500	-450	2006/07/30	12:05:32	689	-1.692	0.660	-0.025	4269.104	980751.369	0.011	0.029	0.040	980876.56	383.17	5298292.8	410838.0	-43.85	-47.06	-49.79
8500	-425	2006/07/30	12:00:55	689	-1.749	0.750	-0.026	4269.075	980751.341	0.012	0.029	0.041	980876.61	384.00	5298312.7	410835.7	-43.75	-46.97	-49.70
8500	-400	2006/07/30	11:56:32	689	-1.705	0.650	-0.027	4269.088	980751.354	0.016	0.030	0.046	980876.63	384.83	5298336.8	410829.1	-43.58	-46.80	-49.54
8500	-375	2006/07/30	11:52:26	689	-1.922	0.660	-0.028	4268.874	980751.140	0.015	0.029	0.044	980876.65	386.83	5298360.9	410822.4	-43.39	-46.63	-49.38
8500	-350	2006/07/30	11:47:51	689	-2.186	0.620	-0.028	4268.598	980750.864	0.013	0.028	0.041	980876.67	388.92	5298385.0	410815.7	-43.25	-46.50	-49.27
8500	-325	2006/07/30	11:43:07	689	-1.681	0.730	-0.029	4269.137	980751.402	0.016	0.028	0.044	980876.69	387.09	5298409.2	410809.1	-43.11	-46.35	-49.11
8500	-300	2006/07/30	11:38:59	689	-1.388	0.790	-0.030	4269.448	980751.714	0.021	0.027	0.048	980876.71	386.43	5298433.2	410802.4	-42.95	-46.19	-48.94
8500	-275	2006/07/30	11:33:30	689	-1.063	0.680	-0.031	4269.739	980752.005	0.029	0.026	0.055	980876.73	385.78	5298457.4	410795.7	-42.81	-46.04	-48.79
8500	-250	2006/07/30	11:29:02	689	-0.980	0.760	-0.031	4269.847	980752.113	0.043	0.026	0.069	980876.75	385.92	5298481.5	410789.1	-42.68	-45.91	-48.65
8500	-225	2006/07/30	11:25:02	689	-1.522	0.700	-0.032	4269.287	980751.552	0.038	0.024	0.062	980876.77	389.73	5298505.6	410782.4	-42.46	-45.72	-48.49
8500	-200	2006/07/30	11:20:36	689	-1.830	0.740	-0.033	4268.991	980751.256	0.038	0.024	0.062	980876.79	392.23	5298529.7	410775.7	-42.24	-45.53	-48.32
8500	-175	2006/07/30	11:16:30	689	-2.049	0.670	-0.033	4268.750	980751.015	0.047	0.024	0.071	980876.81	394.34	5298553.8	410769.1	-42.05	-45.35	-48.15
8500	-150	2006/07/30	11:11:42	689	-2.939	0.760	-0.034	4267.888	980750.153	0.055	0.024	0.079	980876.83	399.38	5298577.9	410762.4	-41.85	-45.19	-48.03
8500	-125	2006/07/30	10:22:12	689	-3.004	0.800	-0.038	4267.835	980750.101	0.040	0.024	0.064	980876.85	401.08	5298602.0	410755.7	-41.58	-44.94	-47.79
8500	-100	2006/07/30	10:16:46	689	-3.443	0.740	-0.038	4267.378	980749.644	0.043	0.023	0.066	980876.87	403.96	5298626.1	410749.0	-41.44	-44.82	-47.70
8500	-75	2006/07/30	10:12:15	689	-2.658	0.700	-0.038	4268.150	980750.616	0.019	0.022	0.041	980876.88	401.45	5298650.3	410742.4	-41.25	-44.61	-47.47
8500	-50	2006/07/30	10:07:14	689	-2.443	0.690	-0.038	4268.362	980750.628	0.016	0.022	0.038	980876.90	400.87	5298674.3	410735.7	-41.18	-44.54	-47.40
8500	-25	2006/07/30	10:01:33	689	-2.418	0.730	-0.038	4268.400	980750.665	0.017	0.021	0.038	980876.92	401.81	5298698.5	410729.0	-40.97	-44.33	-47.19
8500	0	2006/07/30	09:56:40	689	-2.837	0.750	-0.038	4267.987	980750.252	0.013	0.020	0.033	980876.95	404.64	5298730.5	410719.5	-40.81	-44.20	-47.08
8500	25	2006/07/30	09:50:57	689	-2.773	0.740	-0.038	4268.047	980750.313	0.009	0.018	0.027	980876.97	405.37	5298754.5	410712.8	-40.62	-44.02	-46.91
8500	50	2006/07/30	09:47:20	689	-2.653	0.750	-0.038	4268.171	980750.436	0.006	0.016	0.022	980876.99	406.05	5298778.6	410706.0	-40.38	-43.78	-46.67
8500	75	2006/07/30	09:42:16	689	-2.316	0.690	-0.037	4268.489	980750.754	0.006	0.015	0.021	980877.01	405.27	5298802.7	410699.3	-40.25	-43.64	-46.53
8500	100	2006/07/30	09:36:32	689	-2.134	0.720	-0.037	4268.681	980750.946	0.006	0.012	0.018	980877.03	405.17	5298826.8	410692.5	-40.10	-43.49	-46.38
8500	125	2006/07/30	09:32:01	689	-2.022	0.720	-0.037	4268.793	980751.058	0.007	0.011	0.018	980877.05	405.38	5298850.9	410685.7	-39.96	-43.36	-46.25
8500	150	2006/07/30	09:28:15	689	-2.146	0.760	-0.037	4268.681	980750.946	0.013	0.012	0.025	980877.07	406.03	5298875.0	410679.0	-39.95	-43.35	-46.24
8500	175	2006/07/30	09:23:53	689	-1.866	0.750	-0.036	4268.958	980751.223	0.021	0.015	0.036	980877.09	404.52	5298899.0	410672.2	-40.00	-43.39	-46.27
8500	200	2006/07/30	09:18:53	689	-1.111	0.670	-0.036	4269.688	980751.954	0.023	0.015	0.038	980877.10	401.64	5298923.1	410665.5	-39.89	-43.26	-46.12
8500	225	2006/07/30	09:14:21	689	-0.961	0.690	-0.035	4269.844	980752.109	0.021	0.014	0.035	980877.12	400.67	5298947.2	410658.7	-39.97	-43.32	-46.18
8500	250	2006/07/30	09:10:38	689	-0.625	0.740	-0.035	4270.196	980752.461	0.023	0.012	0.035	980877.14	398.75	5298971.3	410652.0	-40.04	-43.38	-46.22
8500	275	2006/07/30	09:06:31	689	0.254	0.630	-0.035	4271.041	980753.306	0.022	0.012	0.034	980877.16	394.97	5298995.4	410645.2	-40.02	-43.33	-46.14
8500	300	2006/07/30	09:00:54	689	0.176	0.460	-0.034	4270.911	980753.176	0.011	0.011	0.022	980877.18	395.22	5299019.5	410638.5	-40.13	-43.44	-46.26
8500	325	2006/07/30	08:53:18	689	0.411	0.410	-0.033	4271.130	980753.396	0.016	0.012	0.028	980877.20	394.92	5299043.6	410631.7	-39.99	-43.30	-46.11
8500	350	2006/07/30	08:46:53	689	0.196	0.700	-0.032	4271.005	980753.270	0.028	0.012	0.040	980877.22	396.95	5299067.6	410625.0	-39.69	-43.01	-45.84
8500	375	2006/07/29	16:36:00	689	-1.274	0.710	0.032	4269.537	980751.811	0.053	0.011	0.064	980877.20	403.40	5299086.0	410613.7	-39.73	-43.10	-45.97
8500	375	2006/07/30	08:40:24	689	-1.166	0.640	-0.031	4269.624	980751.890	0.053	0.011	0.064	980877.20	403.40	5299086.0	410613.7	-39.65	-43.02	-45.89
8500	400	2006/07/29	16:31:42	689	-0.765	0.720	0.032	4270.049	980752.322	0.022	0.013	0.035	980877.22	401.63	5299110.2	410606.7	-39.65	-43.01	-45.87
8500	425	2006/07/29	16:27:23	689	-0.132	0.760	0.033	4270.695	980752.967	0.019	0.015	0.034	980877.24	398.32	5299134.0	410599.8	-39.72	-43.06	-45.90
8500	450	2006/07/29	16:23:07	689	-0.247	0.730	0.034	4270.571	980752.843	0.042	0.015	0.057	980877.26	398.17	5299159.3	410592.4	-39.87	-43.21	-46.04
8500	475	2006/07/29	16:18:27	689	-1.376	0.710	0.034	4269.436	980751.707	0.049	0.010	0.059	980877.27	404.11	5299182.2	410585.7	-39.76	-43.15	-46.02
8500	500	2006/07/29	16:13:08	689	-2.431	0.650	0.035	4268.362	980750.633	0.069	0.008	0.077	980877.29	409.19	5299205.8	410578.8	-39.76	-43.18	-46.09
8500	525	2006/07/29	16:08:13	689	-2.534	0.750	0.036	4268.290	980750.560	0.067	0.006	0.073	980877.31	410.06	5299229.6	410571.6	-39.67	-43.10	-46.02
8500	600	2006/08/01	15:06:47	689	-1.338	0.780	-0.024	4269.495	980751.916	0.009	0.010	0.019	980877.37	402.08	5299302.9	410547.5	-40.13	-43.50	-46.36
8600	-600	2006/07/30	12:46:28	689	-2.204	0.530	-0.016	4268.552	980750.818	0.001	0.029	0.030	980876.50	380.39	5298176.8	410972.1	-44.95	-48.13	-50.84
8600	-575	2006/07/30	12:52:27	689	-2.139	0.490	-0.015	4268.604	980750.870	0.001	0.027	0.028	980876.52	380.45	5298200.9	410965.6	-44.90	-48.09	-50.80
8600	-550	2006/07/30	12:56:56	689	-2.082	0.530	-0.014	4268.674	980750.939	0.002	0.026	0.028	980876.54	380.56	5298225.1	410959.0	-44.83	-48.02	-50.73
8600	-525	2006/07/30	13:02:05	689	-2.002	0.670	-0.012	4268.798	980751.063	0.004	0.026	0.030	980876.56	380.68	5298249.2	410952.5	-44.70	-47.89	-50.60
8600	-500	2006/07/30	13:06:12	689	-1.830	0.590	-0.011	4268.945	980751.210	0.007	0.026	0.033	980876.58	381.09	5298273.4	410946.0	-44.48	-47.67	-50.39
8600	-475	2006/07/30	13:10:28	689	-1.717	0.670	-0.011	4269.082	980751.348	0.016	0.027	0.043	980876.60	381.48	5298297.5	410939.4	-44.27	-47.46	-50.18
8600	-450	2006/07/30	13:16:																

8600	275	2006/08/04	17:04:53	689	-0.136	0.070	-0.059	4270.478	980753.094	0.009	0.018	0.027	980877.19	394.58	5299022.1	410745.0	-40.35	-43.65	-46.46
8600	300	2006/08/04	16:53:39	689	0.185	0.070	-0.056	4270.799	980753.416	0.005	0.017	0.022	980877.16	394.71	5299041.3	410736.5	-39.98	-43.29	-46.10
8600	325	2006/07/30	16:01:56	689	0.324	0.500	0.014	4271.071	980753.337	0.003	0.015	0.018	980877.18	394.65	5299067.3	410729.8	-40.10	-43.41	-46.22
8600	350	2006/07/30	16:06:28	689	0.410	0.510	0.014	4271.159	980753.425	0.003	0.013	0.016	980877.20	394.62	5299090.8	410723.7	-40.00	-43.30	-46.12
8600	375	2006/07/30	16:10:12	689	0.598	0.560	0.014	4271.364	980753.629	0.003	0.011	0.014	980877.22	394.77	5299115.1	410717.3	-39.82	-43.13	-45.94
8600	400	2006/07/30	16:13:58	689	0.441	0.620	0.014	4271.224	980753.490	0.005	0.011	0.016	980877.24	394.94	5299139.0	410711.1	-39.94	-43.25	-46.07
8600	425	2006/07/30	16:17:39	689	0.503	0.550	0.013	4271.265	980753.531	0.007	0.012	0.019	980877.26	394.90	5299163.2	410704.8	-39.93	-43.24	-46.05
8600	450	2006/07/30	16:20:54	689	0.471	0.570	0.013	4271.239	980753.505	0.010	0.013	0.023	980877.28	394.89	5299187.1	410698.6	-39.97	-43.28	-46.09
8600	475	2006/07/30	16:24:39	689	0.638	0.520	0.013	4271.391	980753.657	0.015	0.013	0.028	980877.30	394.81	5299211.1	410692.3	-39.85	-43.16	-45.97
8600	500	2006/07/30	16:30:02	689	0.315	0.710	0.012	4271.126	980753.392	0.015	0.010	0.025	980877.32	395.68	5299235.4	410685.9	-39.95	-43.27	-46.09
8600	525	2006/07/30	16:35:22	689	0.009	0.770	0.012	4270.840	980753.105	0.012	0.009	0.021	980877.34	396.96	5299259.1	410679.8	-39.99	-43.32	-46.14
8600	550	2006/07/30	16:41:12	689	-0.266	0.770	0.011	4270.565	980752.830	0.007	0.009	0.016	980877.36	398.30	5299283.4	410673.4	-40.01	-43.34	-46.18
8600	575	2006/07/30	16:46:22	689	-0.465	0.810	0.011	4270.378	980752.643	0.006	0.011	0.017	980877.38	398.00	5299313.7	410664.8	-40.28	-43.62	-46.45
8600	600	2006/07/30	16:51:49	689	-0.375	-0.070	0.010	4270.196	980752.461	0.007	0.011	0.018	980877.40	397.82	5299330.3	410662.3	-40.51	-43.85	-46.68
8600	600	2006/08/01	15:16:33	332	6.110	0.370	-0.024	3540.121	980752.524	0.007	0.011	0.018	980877.40	397.82	5299330.3	410662.3	-40.45	-43.78	-46.62
8700	-600	2006/08/01	11:40:42	332	4.416	0.440	-0.009	3538.448	980750.847	0.002	0.023	0.025	980876.51	380.39	5298227.9	411046.9	-44.93	-48.12	-50.83
8700	-575	2006/08/01	11:48:40	332	4.543	0.300	-0.010	3538.532	980750.930	0.004	0.024	0.028	980876.53	380.62	5298251.8	411038.2	-44.82	-48.00	-50.71
8700	-550	2006/08/01	11:55:25	332	4.704	0.550	-0.011	3538.770	980751.168	0.009	0.026	0.035	980876.55	380.60	5298279.3	411032.3	-44.60	-47.78	-50.49
8700	-525	2006/08/01	12:01:06	332	4.745	0.540	-0.012	3538.808	980751.207	0.017	0.028	0.045	980876.57	380.89	5298300.4	411026.8	-44.50	-47.69	-50.40
8700	-500	2006/08/01	12:05:37	332	4.565	0.640	-0.013	3538.659	980751.058	0.033	0.028	0.061	980876.59	382.38	5298324.4	411021.4	-44.33	-47.53	-50.25
8700	-475	2006/08/01	12:10:23	332	3.354	0.570	-0.013	3537.427	980749.825	0.033	0.023	0.056	980876.61	389.13	5298352.2	411015.2	-44.16	-47.42	-50.19
8700	-450	2006/08/01	12:16:52	332	3.740	0.510	-0.014	3537.794	980750.192	0.012	0.021	0.033	980876.63	388.69	5298376.7	411008.8	-43.93	-47.19	-49.96
8700	-425	2006/08/01	12:22:28	332	3.595	0.650	-0.015	3537.691	980750.090	0.010	0.018	0.028	980876.65	390.18	5298401.4	411003.6	-43.75	-47.01	-49.79
8700	-400	2006/08/01	12:27:42	332	3.865	0.610	-0.015	3537.950	980750.349	0.008	0.018	0.026	980876.67	389.92	5298421.6	410999.1	-43.56	-46.83	-49.61
8700	-375	2006/08/01	12:32:27	332	3.715	0.640	-0.016	3537.808	980750.207	0.010	0.018	0.028	980876.69	391.53	5298447.5	410993.4	-43.38	-46.66	-49.45
8700	-350	2006/08/01	12:36:51	332	3.563	0.610	-0.016	3537.647	980750.046	0.016	0.019	0.035	980876.70	393.08	5298470.6	410987.8	-43.22	-46.51	-49.31
8700	-325	2006/08/01	12:41:45	332	3.301	0.660	-0.017	3537.401	980749.800	0.038	0.019	0.057	980876.72	394.85	5298494.8	410982.1	-43.09	-46.39	-49.20
8700	-300	2006/08/01	12:47:07	332	4.204	0.690	-0.017	3538.313	980750.713	0.030	0.019	0.049	980876.74	391.07	5298520.2	410975.9	-43.01	-46.28	-49.06
8700	-275	2006/08/01	12:53:02	332	5.161	0.700	-0.018	3539.273	980751.673	0.024	0.021	0.045	980876.76	386.87	5298542.5	410971.3	-42.96	-46.20	-48.95
8700	-225	2006/08/01	13:00:34	332	5.493	0.670	-0.018	3539.596	980751.996	0.015	0.022	0.037	980876.78	385.74	5298566.4	410965.0	-42.91	-46.14	-48.88
8700	-200	2006/08/01	13:10:15	332	6.162	0.480	-0.019	3540.207	980752.607	0.021	0.024	0.045	980876.80	383.41	5298593.3	410960.9	-42.80	-46.01	-48.74
8700	-175	2006/08/01	13:16:30	332	6.204	0.640	-0.019	3540.297	980752.697	0.027	0.025	0.052	980876.82	383.87	5298616.0	410957.7	-42.62	-45.84	-48.57
8700	-150	2006/08/01	13:22:08	332	5.487	0.620	-0.020	3539.575	980751.975	0.027	0.024	0.051	980876.84	388.22	5298639.1	410947.5	-42.44	-45.69	-48.46
8700	-125	2006/08/01	13:30:55	332	5.592	0.680	-0.020	3539.698	980752.098	0.026	0.029	0.055	980876.86	388.83	5298663.5	410940.9	-42.21	-45.46	-48.23
8700	-100	2006/08/01	13:38:10	332	5.747	0.700	-0.021	3539.859	980752.260	0.045	0.034	0.079	980876.88	388.84	5298687.8	410935.1	-42.03	-45.29	-48.05
8700	-75	2006/08/01	13:43:37	332	5.283	0.760	-0.021	3539.413	980751.814	0.065	0.034	0.099	980876.93	391.91	5298707.6	410929.3	-41.86	-45.13	-47.92
8700	-50	2006/08/01	13:48:22	332	4.001	0.770	-0.021	3538.134	980750.535	0.077	0.031	0.108	980876.95	399.16	5298731.9	410923.5	-41.61	-44.94	-47.78
8700	-25	2006/08/01	13:52:47	332	4.297	0.750	-0.022	3538.425	980750.826	0.038	0.028	0.066	980876.97	399.08	5298756.2	410917.7	-41.40	-44.74	-47.58
8700	0	2006/08/01	14:01:35	332	3.817	0.650	-0.022	3537.914	980750.315	0.035	0.022	0.057	980876.99	402.48	5298783.5	410912.5	-41.22	-44.59	-47.46
8700	0	2006/07/31	15:38:02	332	3.837	0.610	-0.008	1701.475	980750.326	0.035	0.022	0.057	980876.99	402.48	5298783.5	410912.5	-41.21	-44.58	-47.45
8700	25	2006/07/31	15:43:16	332	3.890	0.780	-0.008	1701.580	980750.431	0.020	0.016	0.036	980877.02	403.07	5298813.1	410902.0	-41.03	-44.41	-47.28
8700	50	2006/07/31	15:48:20	332	3.778	0.730	-0.008	1701.454	980750.304	0.022	0.013	0.035	980877.04	404.63	5298837.3	410895.7	-40.85	-44.24	-47.12
8700	75	2006/07/31	15:52:48	332	3.476	0.760	-0.008	1701.160	980750.010	0.037	0.013	0.050	980877.06	407.08	5298861.5	410889.4	-40.62	-44.03	-46.93
8700	100	2006/07/31	15:57:10	332	3.676	0.740	-0.008	1701.354	980750.204	0.042	0.014	0.056	980877.08	406.73	5298885.7	410883.1	-40.52	-43.92	-46.82
8700	125	2006/07/31	16:02:11	332	4.097	0.730	-0.008	1701.772	980750.623	0.051	0.014	0.065	980877.10	405.03	5298909.9	410876.8	-40.47	-43.86	-46.74
8700	150	2006/07/31	16:06:42	332	4.841	0.670	-0.008	1702.498	980751.348	0.067	0.014	0.081	980877.12	401.85	5298934.1	410870.5	-40.42	-43.78	-46.64
8700	175	2006/07/31	16:11:13	332	6.414	0.720	-0.008	1704.086	980752.936	0.070	0.018	0.088	980877.14	393.97	5298958.3	410864.3	-40.51	-43.81	-46.61
8700	200	2006/07/31	16:19:12	332	6.827	0.360	-0.008	1704.388	980753.238	0.032	0.018	0.050	980877.16	392.87	5298982.5	410858.0	-40.51	-43.80	-46.59
8700	225	2006/07/31	16:15:57	689	0.264	0.570	-0.008	4271.042	980753.316	0.018	0.016	0.034	980877.13	394.38	5298993.7	410851.9	-40.10	-43.40	-46.21
8700	250	2006/07/31	16:21:40	689	0.567	0.500	-0.008	4271.324	980753.600	0.010	0.016	0.026	980877.15	393.57	5299017.9	410845.5	-40.02	-43.31	-46.12
8700	275	2006/07/31	16:26:03	689	0.488	0.710	-0.008	4271.309	980753.586	0.005	0.015	0.020	980877.17	394.07	5299042.2	410838.9	-39.95	-43.25	-46.06
8700	300	2006/07/31	16:29:49	689	0.655	0.710	-0.008	4271.477	980753.754	0.005	0.014	0.019	980877.19	394.24	5299066.6	410832.4	-39.77	-43.07	-45.88
8700	325	2006/08/01	14:16:48	332	6.698	0.530	-0.023	3540.758	980753.160	0.006	0.011	0.017	980877.20	396.38	5299090.8	410826.0	-39.93	-43.25	-46.07
8700	350	2006/08/01	14:23:45	332	6.708	0.570	-0.023	3540.781	980753.182	0.005	0.010	0.015	980877.22	396.88	5299115.7	410819.4	-39.82	-43.15	-45.98
8700	375	2006/08/01	14:28:46																

8800	-200	2006/08/01	12:39:07	689	-0.928	0.660	-0.016	4269.868	980752.267	0.023	0.026	0.049	980876.82	383.26	5298615.4	411055.1	-43.19	-46.40	-49.12
8800	-175	2006/08/01	12:43:21	689	-0.540	0.690	-0.017	4270.265	980752.665	0.018	0.025	0.043	980876.84	381.83	5298638.1	411048.6	-43.12	-46.32	-49.04
8800	-150	2006/08/01	12:50:33	689	-0.281	0.510	-0.017	4270.469	980752.869	0.020	0.026	0.046	980876.87	381.42	5298667.0	411042.8	-43.02	-46.22	-48.93
8800	-125	2006/08/01	12:55:44	689	-0.241	0.620	-0.018	4270.543	980752.944	0.029	0.028	0.057	980876.88	381.50	5298688.6	411035.5	-42.93	-46.13	-48.84
8800	-100	2006/08/01	13:00:37	689	-0.187	0.710	-0.018	4270.624	980753.026	0.046	0.029	0.075	980876.90	382.18	5298712.0	411029.4	-42.71	-45.90	-48.62
8800	-75	2006/08/01	13:07:57	689	-0.364	0.680	-0.019	4270.438	980752.841	0.091	0.027	0.118	980876.92	384.17	5298739.3	411022.3	-42.44	-45.65	-48.38
8800	-50	2006/08/01	13:12:58	689	-1.196	0.570	-0.019	4269.573	980751.977	0.088	0.020	0.108	980876.98	389.36	5298759.4	411026.7	-42.27	-45.52	-48.29
8800	-25	2006/08/01	13:17:25	689	-2.159	0.400	-0.020	4268.557	980750.961	0.093	0.014	0.107	980877.00	395.63	5298783.8	411020.9	-41.98	-45.28	-48.09
8800	0	2006/07/31	15:30:10	689	-2.836	0.790	-0.008	4268.010	980750.320	0.086	0.012	0.098	980877.01	399.69	5298806.2	411014.0	-41.78	-45.13	-47.97
8800	0	2006/08/01	13:21:37	689	-2.829	0.690	-0.020	4267.976	980750.381	0.086	0.012	0.098	980877.01	399.69	5298806.2	411014.0	-41.72	-45.06	-47.90
8800	25	2006/07/31	15:33:50	689	-2.963	0.710	-0.008	4267.858	980750.169	0.075	0.012	0.087	980877.04	401.47	5298836.1	411010.4	-41.59	-44.95	-47.81
8800	50	2006/07/31	15:38:39	689	-2.215	0.620	-0.008	4268.579	980750.891	0.052	0.013	0.065	980877.06	399.11	5298860.3	411004.0	-41.42	-44.76	-47.60
8800	75	2006/07/31	15:45:28	689	-1.122	0.760	-0.008	4269.715	980752.029	0.037	0.015	0.052	980877.08	395.02	5298884.5	410997.6	-41.18	-44.49	-47.30
8800	100	2006/07/31	15:49:52	689	-0.523	0.700	-0.008	4270.295	980752.610	0.029	0.016	0.045	980877.10	393.51	5298908.6	410991.2	-40.95	-44.24	-47.04
8800	125	2006/07/31	15:54:14	689	-0.321	0.670	-0.008	4270.489	980752.805	0.022	0.016	0.038	980877.12	392.88	5298932.8	410984.8	-40.92	-44.21	-47.00
8800	150	2006/07/31	16:01:21	689	0.322	0.640	-0.008	4271.123	980753.441	0.021	0.018	0.039	980877.14	391.31	5298957.0	410978.4	-40.63	-43.91	-46.69
8800	175	2006/07/31	16:07:16	689	0.260	0.540	-0.008	4271.029	980753.349	0.015	0.018	0.033	980877.16	391.44	5298981.2	410971.9	-40.72	-44.00	-46.79
8800	200	2006/07/31	16:11:14	689	0.019	0.720	-0.008	4270.844	980753.164	0.008	0.016	0.024	980877.13	393.73	5299002.1	410957.0	-40.41	-43.71	-46.51
8800	200	2006/07/31	16:19:12	332	6.827	0.360	-0.008	3508.968	980753.238	0.008	0.016	0.024	980877.13	393.73	5299002.1	410957.0	-40.33	-43.63	-46.44
8800	225	2006/07/31	16:24:33	332	6.628	0.710	-0.008	3508.877	980753.148	0.004	0.017	0.021	980877.15	392.90	5299026.4	410951.0	-40.62	-43.92	-46.72
8800	250	2006/07/31	16:33:15	332	6.833	0.430	-0.009	3508.996	980753.267	0.003	0.019	0.022	980877.17	392.06	5299050.7	410945.0	-40.70	-43.99	-46.78
8800	275	2006/07/31	16:40:42	332	6.726	0.460	-0.009	3508.898	980753.169	0.002	0.019	0.021	980877.19	392.22	5299075.3	410939.0	-40.79	-44.07	-46.87
8800	300	2006/07/31	16:49:44	332	6.984	0.380	-0.010	3509.131	980753.402	0.003	0.018	0.021	980877.21	392.07	5299099.6	410933.0	-40.61	-43.89	-46.68
8800	575	2006/08/01	14:20:03	689	-1.504	0.710	-0.023	4269.308	980751.721	0.003	0.010	0.013	980877.43	402.13	5299365.5	410869.1	-40.37	-43.75	-46.61
8800	600	2006/08/01	14:24:05	689	-1.567	0.640	-0.023	4269.223	980751.638	0.002	0.009	0.011	980877.45	402.04	5299389.3	410862.5	-40.50	-43.87	-46.73
8900	-600	2006/08/01	11:19:25	332	4.173	0.420	-0.006	3538.199	980750.596	0.001	0.020	0.021	980876.53	379.77	5298248.2	411234.4	-45.33	-48.52	-51.22
8900	-575	2006/08/01	10:59:45	689	-2.512	0.510	-0.003	4268.238	980750.623	0.002	0.021	0.023	980876.55	379.85	5298276.0	411228.2	-45.31	-48.49	-51.20
8900	-575	2006/08/01	11:11:55	332	4.257	0.380	-0.005	3538.271	980750.668	0.002	0.021	0.023	980876.55	379.85	5298276.0	411228.2	-45.27	-48.45	-51.15
8900	-550	2006/08/01	11:01:00	332	4.412	0.430	-0.003	3538.441	980750.838	0.002	0.021	0.023	980876.57	379.98	5298298.4	411224.0	-45.09	-48.27	-50.98
8900	-525	2006/08/01	10:51:49	332	4.526	0.560	-0.001	3538.595	980750.992	0.004	0.022	0.026	980876.59	379.89	5298321.8	411218.2	-44.97	-48.15	-50.86
8900	-500	2006/08/01	10:43:01	332	4.625	0.460	0.000	3538.663	980751.060	0.006	0.024	0.030	980876.61	379.99	5298346.9	411212.8	-44.89	-48.08	-50.78
8900	-475	2006/08/01	10:35:56	332	4.501	0.800	0.001	3538.644	980751.041	0.006	0.025	0.031	980876.63	380.67	5298368.6	411207.8	-44.79	-47.97	-50.69
8900	-450	2006/08/01	10:31:13	332	4.867	0.650	0.002	3538.964	980751.361	0.011	0.030	0.041	980876.65	380.07	5298395.3	411201.4	-44.60	-47.79	-50.49
8900	-425	2006/08/01	10:26:18	332	4.821	0.660	0.003	3538.921	980751.318	0.011	0.032	0.043	980876.67	381.01	5298420.0	411195.9	-44.46	-47.66	-50.37
8900	-400	2006/08/01	10:22:08	332	4.803	0.630	0.004	3538.893	980751.290	0.013	0.029	0.042	980876.69	380.07	5298445.1	411190.1	-44.29	-47.49	-50.21
8900	-375	2006/08/01	10:17:26	332	4.715	0.680	0.005	3538.821	980751.217	0.015	0.023	0.038	980876.71	383.40	5298468.4	411184.6	-44.10	-47.31	-50.04
8900	-350	2006/08/01	10:12:56	332	4.181	0.700	0.006	3538.293	980750.690	0.017	0.016	0.033	980876.73	386.57	5298493.0	411179.3	-43.98	-47.22	-49.97
8900	-325	2006/08/01	10:08:24	332	4.605	0.620	0.006	3538.692	980751.088	0.010	0.017	0.027	980876.75	385.68	5298517.8	411173.8	-43.80	-47.03	-49.78
8900	-300	2006/08/01	10:03:43	332	4.781	0.670	0.007	3538.885	980751.281	0.010	0.019	0.029	980876.77	385.90	5298544.1	411167.4	-43.58	-46.81	-49.56
8900	-275	2006/08/01	09:59:01	332	4.716	0.710	0.008	3538.832	980751.228	0.016	0.021	0.037	980876.79	386.86	5298566.7	411163.0	-43.44	-46.68	-49.43
8900	-250	2006/08/01	09:53:44	332	5.381	0.750	0.009	3539.508	980751.904	0.012	0.029	0.041	980876.80	383.97	5298589.1	411157.3	-43.39	-46.60	-49.34
8900	-225	2006/08/01	09:48:32	332	5.739	0.700	0.010	3539.851	980752.247	0.007	0.033	0.040	980876.82	382.91	5298614.8	411152.0	-43.29	-46.50	-49.23
8900	-200	2006/08/01	09:43:56	332	5.924	0.570	0.011	3539.996	980752.392	0.005	0.033	0.038	980876.84	382.26	5298639.2	411146.5	-43.31	-46.51	-49.23
8900	-175	2006/08/01	09:39:03	332	6.099	0.350	0.012	3540.103	980752.499	0.004	0.028	0.032	980876.86	382.12	5298663.8	411141.0	-43.26	-46.46	-49.18
8900	-150	2006/08/01	09:32:16	332	6.317	0.450	0.013	3540.352	980752.748	0.004	0.025	0.029	980876.88	382.05	5298689.1	411135.5	-43.05	-46.25	-48.97
8900	-125	2006/08/01	09:24:01	332	6.571	0.430	0.014	3540.600	980752.995	0.006	0.024	0.030	980876.90	382.00	5298713.1	411129.7	-42.83	-46.03	-48.75
8900	-100	2006/08/01	09:13:02	332	6.701	0.500	0.016	3540.752	980753.147	0.010	0.024	0.034	980876.92	382.01	5298734.2	411125.4	-42.69	-45.89	-48.61
8900	-75	2006/08/01	09:04:59	332	6.904	0.580	0.018	3540.979	980753.374	0.018	0.025	0.043	980876.94	382.09	5298759.7	411119.5	-42.45	-45.65	-48.37
8900	-50	2006/08/01	08:57:58	332	7.030	0.720	0.019	3541.148	980753.543	0.033	0.026	0.059	980876.96	382.44	5298788.1	411112.5	-42.22	-45.42	-48.14
8900	-25	2006/08/01	08:52:07	332	7.004	0.540	0.020	3541.067	980753.462	0.037	0.025	0.062	980876.98	384.07	5298809.9	411108.1	-41.96	-45.18	-47.91
8900	0	2006/07/31	15:23:46	689	-0.013	0.500	-0.008	4270.744	980753.001	0.032	0.022	0.054	980877.00	386.60	5298829.0	411102.5	-41.91	-45.15	-47.90
8900	0	2006/07/31	14:57:50	332	6.590	0.690	-0.010	3508.832	980753.102	0.032	0.022	0.054	980877.00	386.60	5298829.0	411102.5	-41.81	-45.05	-47.80
8900	25	2006/07/31	14:52:03	332	6.276	0.630	-0.010	3508.501	980752.770	0.018	0.019	0.037	980877.02	389.68	5298856.9	411097.4	-41.53	-44.79	-47.57
8900	50	2006/07/31	14:44:45	332	6.569	0.580	-0.011	3508.778	980753.048	0.014	0.019	0.033	980877.04	389.30	5298876.7	411092.9	-41.36	-44.62	-47.39
8900	75	2006/07/31	14:37:42	332															

9000	-475	2006/08/01	10:26:49	689	-2.267	0.740	0.003	4268.554	980750.933	0.002	0.019	0.021	980876.64	381.95	5298391.2	411289.4	-44.65	-47.85	-50.57
9000	-450	2006/08/01	10:21:39	689	-1.976	0.670	0.004	4268.823	980751.203	0.001	0.021	0.022	980876.66	380.98	5298415.1	411284.8	-44.61	-47.80	-50.51
9000	-425	2006/08/01	10:17:29	689	-2.085	0.710	0.005	4268.727	980751.105	0.002	0.020	0.022	980876.68	382.02	5298440.2	411279.3	-44.50	-47.71	-50.43
9000	-400	2006/08/01	10:13:40	689	-1.876	0.820	0.005	4268.969	980751.347	0.002	0.021	0.023	980876.70	381.48	5298454.3	411277.5	-44.39	-47.58	-50.30
9000	-375	2006/08/01	10:08:41	689	-1.527	0.660	0.006	4269.269	980751.646	0.004	0.021	0.025	980876.72	380.40	5298479.5	411272.3	-44.33	-47.52	-50.23
9000	-350	2006/08/01	10:03:26	689	-1.440	0.510	0.007	4269.310	980751.686	0.004	0.020	0.024	980876.74	380.89	5298506.3	411266.3	-44.21	-47.41	-50.12
9000	-325	2006/08/01	09:58:26	689	-1.375	0.710	0.008	4269.436	980751.812	0.003	0.021	0.024	980876.76	381.53	5298534.7	411260.8	-43.98	-47.17	-49.89
9000	-300	2006/08/01	09:53:07	689	-1.339	0.700	0.009	4269.470	980751.845	0.003	0.022	0.025	980876.78	382.38	5298560.0	411255.9	-43.78	-46.99	-49.71
9000	-275	2006/08/01	09:48:15	689	-0.956	0.680	0.010	4269.846	980752.220	0.004	0.028	0.032	980876.80	381.19	5298583.7	411251.4	-43.67	-46.86	-49.58
9000	-250	2006/08/01	09:43:58	689	-0.797	0.590	0.011	4269.977	980752.351	0.005	0.032	0.037	980876.82	381.23	5298604.5	411247.2	-43.54	-46.74	-49.45
9000	-225	2006/08/01	09:37:52	689	-0.971	0.650	0.012	4269.822	980752.195	0.006	0.032	0.038	980876.84	382.85	5298631.6	411241.7	-43.38	-46.58	-49.31
9000	-200	2006/08/01	09:31:04	689	-1.437	0.670	0.013	4269.362	980751.733	0.012	0.023	0.035	980876.86	385.77	5298657.7	411236.8	-43.24	-46.47	-49.22
9000	-175	2006/08/01	09:26:04	689	-0.889	0.710	0.014	4269.922	980752.293	0.006	0.019	0.025	980876.88	384.07	5298684.1	411231.3	-43.07	-46.29	-49.03
9000	-150	2006/08/01	09:21:36	689	-0.333	0.690	0.015	4270.472	980752.842	0.005	0.020	0.025	980876.90	382.12	5298704.8	411228.2	-42.96	-46.16	-48.88
9000	-125	2006/08/01	09:16:57	689	-0.068	0.630	0.016	4270.719	980753.088	0.007	0.021	0.028	980876.92	381.76	5298733.0	411221.6	-42.81	-46.00	-48.72
9000	-100	2006/08/01	09:11:25	689	0.194	0.600	0.017	4270.972	980753.341	0.019	0.022	0.041	980876.95	382.00	5298766.3	411215.6	-42.52	-45.71	-48.43
9000	-75	2006/07/31	15:01:12	689	-0.255	0.710	-0.010	4270.567	980752.817	0.020	0.019	0.039	980876.96	384.91	5298785.0	411212.4	-42.44	-45.66	-48.40
9000	-75	2006/08/01	09:03:25	689	-0.311	0.810	0.018	4270.532	980752.900	0.020	0.019	0.039	980876.96	384.91	5298785.0	411212.4	-42.36	-45.58	-48.32
9000	-50	2006/07/31	14:51:19	689	-0.546	0.680	-0.010	4270.267	980752.514	0.020	0.017	0.037	980876.98	387.27	5298803.4	411208.9	-42.26	-45.50	-48.26
9000	-25	2006/07/31	14:46:54	689	-0.884	0.690	-0.011	4269.931	980752.177	0.021	0.016	0.037	980877.00	390.12	5298827.2	411204.8	-42.01	-45.28	-48.05
9000	0	2006/07/31	14:42:15	689	-0.325	0.670	-0.011	4270.485	980752.730	0.007	0.017	0.024	980877.02	388.96	5298852.8	411201.2	-41.74	-45.00	-47.77
9000	25	2006/07/31	14:35:52	689	-0.271	0.720	-0.012	4270.554	980752.797	0.006	0.016	0.022	980877.04	390.26	5298876.5	411195.6	-41.42	-44.69	-47.47
9000	50	2006/07/31	13:54:26	689	-0.260	0.690	-0.016	4270.545	980752.839	0.005	0.015	0.020	980877.05	390.82	5298898.7	411191.2	-41.28	-44.55	-47.34
9000	50	2006/07/31	14:31:19	689	-0.188	0.590	-0.012	4270.597	980752.839	0.005	0.015	0.020	980877.05	390.82	5298898.7	411191.2	-41.28	-44.55	-47.34
9000	75	2006/07/31	13:46:00	689	0.004	0.520	-0.017	4270.757	980753.048	0.002	0.015	0.017	980877.08	390.75	5298925.8	411187.1	-41.11	-44.38	-47.17
9000	100	2006/07/31	13:39:29	689	-0.172	0.520	-0.017	4270.581	980752.870	0.002	0.015	0.017	980877.10	391.13	5298950.5	411181.8	-41.22	-44.50	-47.29
9000	125	2006/07/31	13:33:32	689	-0.239	0.620	-0.018	4270.544	980752.831	0.001	0.014	0.015	980877.12	391.72	5298978.9	411177.0	-41.16	-44.45	-47.24
9000	150	2006/07/31	13:27:27	689	-0.139	0.550	-0.018	4270.623	980752.908	0.001	0.015	0.016	980877.13	391.35	5298998.4	411174.0	-41.18	-44.46	-47.25
9000	175	2006/07/31	13:20:41	689	-0.044	0.110	-0.019	4270.582	980752.865	0.001	0.016	0.017	980877.15	391.30	5299022.5	411171.4	-41.25	-44.53	-47.32
9000	200	2006/07/31	13:05:39	689	0.150	0.700	-0.020	4270.958	980753.237	0.002	0.018	0.020	980877.17	391.49	5299048.3	411165.0	-40.86	-44.14	-46.93
9000	225	2006/07/31	12:59:45	689	-0.027	0.710	-0.021	4270.784	980753.061	0.005	0.019	0.024	980877.20	393.49	5299074.3	411161.3	-40.62	-43.92	-46.72
9000	250	2006/07/31	12:54:39	689	0.473	0.700	-0.021	4271.282	980753.557	0.002	0.021	0.023	980877.21	391.64	5299087.7	411157.4	-40.53	-43.81	-46.60
9000	275	2006/07/31	12:47:02	689	0.404	0.680	-0.022	4271.207	980753.479	0.000	0.020	0.020	980877.23	392.28	5299117.9	411152.6	-40.50	-43.79	-46.59
9000	300	2006/07/31	12:24:16	689	0.534	0.370	-0.023	4271.240	980753.506	0.001	0.018	0.019	980877.25	392.02	5299144.4	411148.8	-40.55	-43.84	-46.63
9000	325	2006/07/31	12:19:19	689	0.507	0.590	-0.024	4271.281	980753.545	0.001	0.017	0.018	980877.27	391.96	5299167.9	411144.9	-40.55	-43.83	-46.62
9000	350	2006/07/31	12:08:59	689	0.343	0.560	-0.024	4271.108	980753.369	0.003	0.016	0.019	980877.29	392.07	5299194.2	411139.7	-40.72	-44.01	-46.80
9000	375	2006/07/31	12:04:22	689	0.164	0.520	-0.024	4270.916	980753.176	0.005	0.017	0.022	980877.31	392.06	5299216.7	411135.6	-40.93	-44.21	-47.01
9000	400	2006/07/31	11:59:00	689	0.343	0.510	-0.024	4271.092	980753.350	0.011	0.020	0.031	980877.33	392.04	5299241.8	411132.9	-40.77	-44.05	-46.85
9000	425	2006/07/31	11:50:57	689	0.474	0.550	-0.024	4271.236	980753.492	0.021	0.025	0.046	980877.35	391.95	5299263.6	411128.0	-40.65	-43.93	-46.72
9000	450	2006/07/31	11:45:01	689	0.291	0.710	-0.025	4271.102	980753.356	0.043	0.027	0.070	980877.37	392.92	5299288.3	411124.5	-40.57	-43.86	-46.65
9000	475	2006/07/31	11:40:54	689	-0.875	0.750	-0.025	4269.949	980752.201	0.048	0.019	0.067	980877.39	398.51	5299314.5	411119.9	-40.56	-43.90	-46.73
9000	500	2006/07/31	11:35:06	689	-1.994	0.670	-0.025	4268.805	980751.056	0.047	0.013	0.060	980877.41	403.54	5299338.7	411115.5	-40.67	-44.05	-46.92
9000	525	2006/07/31	11:29:29	689	-2.218	0.580	-0.024	4268.553	980750.802	0.030	0.012	0.042	980877.43	405.27	5299361.1	411111.0	-40.59	-43.99	-46.87
9000	550	2006/07/31	17:13:38	332	3.789	0.740	-0.012	3506.047	980750.318	0.018	0.011	0.029	980877.46	407.09	5299397.0	411105.9	-40.73	-44.15	-47.04



LaCoste & Romberg

The first name in gravity since 1939

ALIOD 100 Electronic Beam Nulling

GETTING THE MOST FROM THE BEST SENSOR

LaCoste & Romberg, manufacturer of high precision gravity meters since 1939, introduces an improved Aliod 100 linear electronic beam nulling system. This system is available with new or as an upgrade to your existing meters.* **Now Featuring Continuous Tide Corrected Data Logging via GARMIN iQue™ 3600 Handheld with GPS.**

The Aliod 100 incorporates a user-friendly LCD interface which displays the gravity directly in mGal. The new Aliod 100 beam nulling system has a range of 100 mGal with a resolution of either 0.01 or 0.0001 mGal.** Anyone who can level and unclamp the gravity meter is able to obtain consistent and accurate gravity data. The electronic system can now be turned off for manual readings.

The Aliod 100 uses a 24 bit data acquisition system for gravity and the levels (12 bit resolution for the meter temperature and battery voltage). The Aliod 100 features continuous, tide corrected data logging via the included GARMIN iQue™ 3600 handheld computer. New handheld computers include built-in GPS for latitude, longitude, and time for tide corrections. Data recorded with the handheld includes: Station Name, Date, Time, Gravity, Tide Corrected Gravity, Tide, Latitude, Longitude, Elevation, Long Level, Cross Level, Sensor Temp., Battery Voltage, and Counter.

Data stored on the iQue 3600 handheld can be uploaded to a PC in spreadsheet format. Lost data is a thing of the past using the SD flash card and Auto-backup.

The Aliod 100 includes our standard 2 year warranty



System Specifications

Principle :	Linear electrostatic beam nulling
Range:	100 mGal
Data Resolution:	0.01 (0.0001 mGal for Aliod 100x**)
Repeatability:	0.01 to 0.02 mGal
Linearity:	Better than 0.01% Full Scale
Electronic Drift:	<0.001 mGal /1000 hr.
Temp. Range:	-40°C to +45°C
Integrated LCD:	2x20 character LCD with backlight
Output:	RS-232, External Port
Data Logging:	Continuous w/iQue™ handheld
Data storage:	SD Flash Card
Tide Correction:	Automatic
Power Consumption:	12 Volts @ 0.190 Amp / 2.3 Watts
Input:	10-15 VDC

* Electronic Levels required
 ** Export License may be required

Specifications subject to change.
 iQue is a trademark of GARMIN

- ◆ User-friendly interface
- ◆ Continuous, Tide corrected data logging w/iQue™ 3600 handheld
- ◆ Displays gravity directly in mGal
- ◆ Range of 100 mGal
- ◆ Data Resolution of 0.01 or 0.0001 mGal**

LaCoste & Romberg

11002 Metric Blvd, Ste 100
 Austin, TX 78758, USA
 Tel: 512-346-0077; Fax: 512-346-0088
 Email: info@LaCosteRomberg.com
 Internet: www.LaCosteRomberg.com



SUPERIOR RTK PERFORMANCE IN A MODULAR DESIGN

Z-Max Surveying System

The Z-Max™ surveying system from Thales Navigation is a precision GPS surveying solution designed for topography and construction. Offering superior RTK performance, an innovative design and a total software solution, Z-Max delivers survey grade positioning on demand.

SUPERIOR RTK PERFORMANCE

Z-Max rises above other GPS receivers with ADAPT-RTK™. This breakthrough technology dramatically expands centimeter-accurate coverage by rapidly adapting to current conditions. With ADAPT-RTK, Z-Max ensures exceptional RTK coverage and data confidence. Z-Max is capable of using VRS and FKP, so that optimal results can be obtained in networks of reference stations.

INNOVATIVE MODULAR DESIGN

Z-Max features a unique modular design, with interchangeable base and rover receivers, for quick and easy system optimization in the field. The versatile system offers options for power, portability, communications, data collection, downloading and post-processing.

Wireless Roving: Integrated Bluetooth™ advanced wireless system enables a convenient cable-free RTK rover.

Long-Range Communication: UHF or cellular – or a uniquely combined UHF + GSM module – simply snap into place.

New Vortex™ UHF Antenna: Breakthrough technology eliminates conventional radio antennas and cables.

On-Board Software: A full range of options are available, including control, stop and go, RTK setup and data collection – all without the need of an additional field controller.



THE TOTAL SURVEYING SOLUTION

The Z-Max system leverages the latest in surveying technology by integrating field and office software solutions focused on topographic and construction surveying. With this comprehensive suite of software tools, the Z-Max total surveying solution can enhance your surveying capabilities, boost your productivity, improve your data quality, and upgrade your deliverables.

FAST Survey™ software is a powerful graphical field companion to Z-Max that enables feature coding, real-time line work, coordination of system setup, COGO (Coordinate Geometry) and seamless connectivity to a variety of optical total stations – all available through a simple touch-screen menu.

GNSS Studio™ software is the Z-Max GPS surveying office manager, intuitively guiding you through the entire GPS data collection process, from planning to professional quality deliverables.

Z-MAX SURVEYING SYSTEM

TECHNICAL SPECIFICATIONS

Features	Benefits
ADAPT-RTK. Automatic Decorrelation and Parameter Tuning.	Adapts to different environments to maximize coverage area of centimeter-accurate solutions for RTK. Two second initialization (typical) baselines <20 km (12 miles) centimeter-level solution availability up to 50 km (31 miles) in long-range mode.
Z-Max modular design	Tripod mounted data collection, cable-free RTK rover and RTK rover with a backpack, all with the same GPS receiver platform.
On-Board control software	Perform control, topo and even RTK surveys all without the need for additional field computer and software.
Integrated software solution for Topography and Construction	Move jobs from planning through deliverable with GNSS Studio office software and FAST Survey field software.
Bluetooth wireless connectivity	Eliminates the cost and hassles of cables.
Modular Communications technology	Flexible communications options, including Thales UHF, Pacific Crest UHF, GSM cellular and GSM plus UHF, are modular and simply snap on to the Z-Max.
Vortex UHF antenna technology	UHF antenna integrated with range pole provides superior range and physical durability.
Modular, lithium-ion power technology -14 hour size - 7 hour size	Smart battery system provides long runtime, an integral charger and up-to-the-minute capacity information and reliable, trouble-free operation.
Dual-frequency GPS all-in-view operation	Maximize GPS measurement redundancy for surveying by tracking all observables of all GPS satellites visible above the horizon.
P-Code decryption using patented Z-tracking™ technique	The cleanest signal quality commercially available for civilian use.
Automatic multipath mitigation	Robust operation in real-world surveying environments.
Reference station network compatibility	Using the VRS or FKP positioning, Z-Max obtains optimal results from networks of reference stations in seconds.

Performance Specifications

Static, Rapid Static *

- Horizontal 0.005 m + 0.5 ppm
(0.016 ft + 0.5 ppm)
- Vertical 0.010 m + 0.5 ppm
(0.033 ft + 0.5 ppm)

Post-Processed Kinematic

- Horizontal 0.010 m + 1.0 ppm
(0.033 ft +1.0 ppm)
- Vertical 0.020 m + 1.0 ppm
(0.065 ft +1.0 ppm)

Real-Time DGPS position

- < 0.8 m (2.62 ft)

Real-Time Kinematic Position (fine mode)

- Horizontal 0.010 m + 1.0 ppm
(0.033 ft + 1.0 ppm)
- Vertical 0.020 m + 1.0 ppm
(0.065 ft + 1.0 ppm)

ADAPT-RTK Initialization

- 99.9% reliability
- Typical 2 second initialization for baselines < 20 km

Technical Specifications

GPS Receiver Environmental

- Meets IP54 for moisture *
- Operating temperature: -30° to +55°C
(-22° to +131°F)
- Storage temperature: -40° to +85°C
(-40° to +185°F)
- Shock: 1.5 m (4.92 ft) pole drop
- Vibration: MIL-STD-810F Method 514.4
(I-3.1.1, I-3.4.8, I-3.4.9) *

Physical

- Receiver Module: 1.371 kg (3.02 lb)
- Antenna Module: 0.64 kg (1.17 lb)
- Power Module: 0.52 kg (0.96 lb)

Power *

- 9-24 VDC input
- 10-24 VDC output on serial ports
- Max-Run battery > 14 hrs. run-time @ 0 °C
- Max-Lite battery > 7 hrs. run-time @ 0 °C

Memory

- 48 hours of 1 sec. raw GPS data with 64 MB Secure digital
- 128 MB SD card available

Languages Supported in Controller

- English
- French
- German
- Portuguese
- Spanish

Standard Features

- Dual frequency with Z-Tracking
- On-board controller software
- 10 Hz Data recording

Optional System Components

- Thales Navigation UHF Communication Module
- Pacific Crest UHF Communication Module
- GSM Communication Module
- GSM+UHF Communication Module
- Z-Max GPS Antenna
- Padded Carry Bag
- Hard Shell Case

System Software

GNSS Studio Office Software

- L1 Processing
- RTK Support
- L1 + L2 Processing Option

FAST Survey Field Software

- GPS Control
- Optical Instrument Control
- Advanced Road Construction (optional)

Performance values assume minimum of 5 satellites, following the procedures recommended in the product manual. High-multipath areas, high PDOP values and periods of severe atmospheric conditions may degrade performance.

**Based on preliminary tests.*

Thales Navigation, Inc.

Corporate Headquarters, Santa Clara, CA, USA

+1 408 615 5100 • Fax +1 408 615 5200

Toll Free (Sales in USA/Canada) 1 800 922 2401

Email professionalsales@thalesnavigation.com

In South America +56 2 234 56 43 • Fax +56 2 234 56 47

In China +86 10 6566 9866 • Fax +86 10 6566 0246

Web site www.thalesnavigation.com

Thales Navigation follows a policy of continuous product improvement; specifications and descriptions are thus subject to change without notice. Please contact Thales Navigation for the latest product information.

© 2004 Thales Navigation, Inc. All rights reserved. Z-Max, ADAPT-RTK, Vortex and Z-Tracking are trademarks of Thales Navigation. All other product and brand names are trademarks of their respective holders. (3.04) Part # 830295B

THALES
NAVIGATION

Natural Resources
CanadaRessources naturelles
Canada

Canada

[Français](#)[Contact us](#)[Help](#)[Search](#)[Canada site](#)[ESS Home](#)[Priorities](#)[Products &
services](#)[About the
Sector](#)[Site map](#)

- ▶ [CSRS Home](#)
- ▶ [Online Database](#)
- ▶ [Database Request](#)

- ▶ [CACS Data](#)
- ▶ [Software](#)
- ▶ [CSRS - PPP](#)
- ▶ [CGSN](#)

CANADIAN GRAVITY STANDARDIZATION NETWORK

STATION IDENTIFICATION

[\(Printable version\)](#)

Unique Number : 9201-1975

Name : Timmins, Ontario

Last inspection : 08/2001

GRAVITY DATA (IGSN71)

Gravity Value : 980827.710 ± .019 mgal

STATION COORDINATES (SCALED)

Latitude : N48° 33' 59"

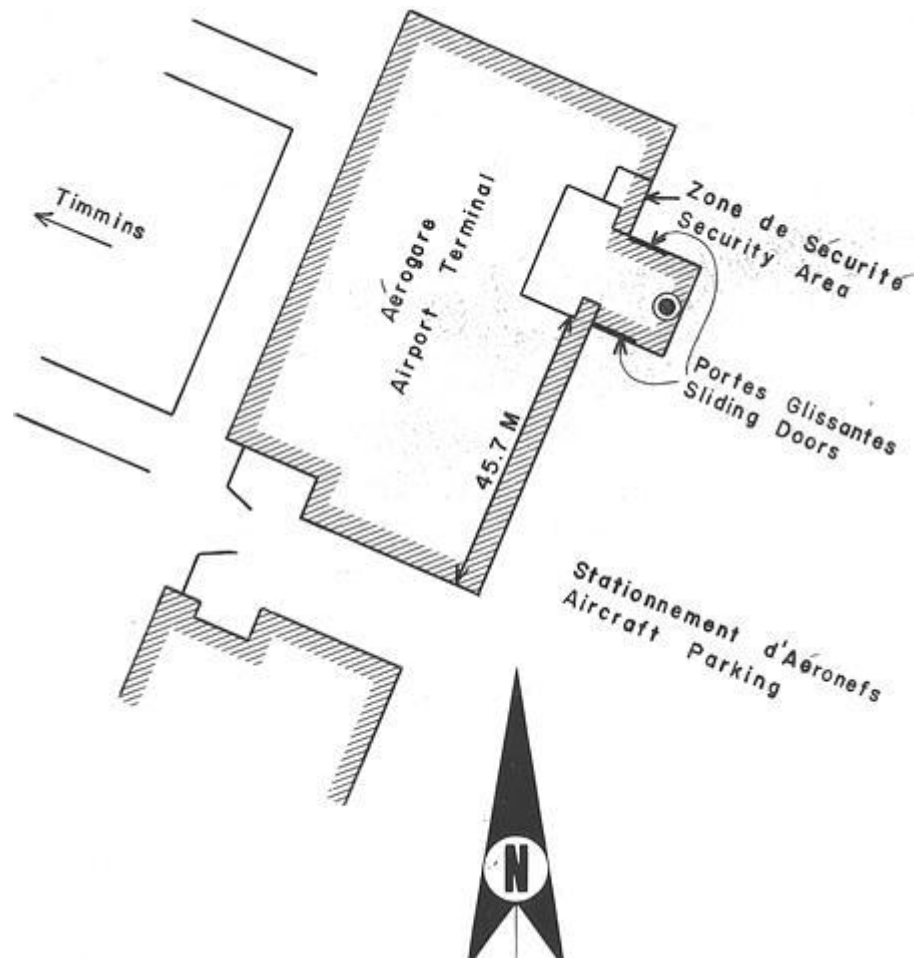
Longitude : W81° 22' 22"

Elevation : 295 m

STATION INFORMATION AND LOCATION

The station is located at new airport terminal. On floor between sliding doors of airfield E side entrance and against the E wall to Security Area of Terminal. It is monumented with an aluminum disc.

SKETCH :



DISTANT VIEW :



CLOSE-UP VIEW :



2005-10-07

[Important notices](#)



Natural Resources
Canada

Ressources naturelles
Canada



[Français](#)

[Contact us](#)

[Help](#)

[Search](#)

[Canada site](#)

[ESS Home](#)

[Priorities](#)

[Products &
services](#)

[About the
Sector](#)

[Site map](#)

**Canadian Spatial
Reference System**

- ▶ [Home](#)
- ▶ [Height Modernization](#)

- ▶ [Partnerships](#)
- ▶ [Activities](#)
- ▶ [History](#)

Data products

- ▶ [Products Summary](#)
- ▶ [CSRS Database](#)
- ▶ [GDCINFO \(Gravity Data\)](#)
- ▶ [Online Applications](#)

Networks

- ▶ [ACP Map](#)
- ▶ [CBN](#)
- ▶ [Western Arctic](#)
- ▶ [Eastern Arctic](#)
- ▶ [British Columbia](#)
- ▶ [Alberta](#)
- ▶ [Saskatchewan](#)
- ▶ [Manitoba](#)
- ▶ [Northern Ontario](#)
- ▶ [Southern Ontario](#)
- ▶ [Québec](#)
- ▶ [Maritimes](#)
- ▶ [Newfoundland](#)
- ▶ [Northern 2-D](#)
- ▶ [Traditional](#)
- ▶ [CGSN](#)
- ▶ [IAGBN](#)

- ▶ [Software & Data](#)
- ▶ [CSRS - PPP](#)
- ▶ [Publications](#)
- ▶ [Standards](#)
- ▶ [Toolbox](#)

Educational resources

- ▶ [Geodesy](#)
- ▶ [Outreach](#)
- ▶ [Postglacial Rebound](#)
- ▶ [Chicxulub Crater](#)
- ▶ [FAQ](#)
- ▶ [Glossary](#)
- ▶ [Acronyms](#)

Related links

- ▶ [Links](#)
- ▶ [Summary](#)
- ▶ [Provincial Agencies](#)

CANADIAN BASE NETWORK (NAD83CSRS)

SITE IDENTIFICATION

Unique Number : 963015
Name : TIMMINS
Established By : Geodetic Survey Division
Province : ON
Prov. Identifier : None
NTS Map No : 042A12

STATION COORDINATES

Reference system : NAD83CSRS
Method : Global Positioning System
Latitude : N48° 31' 22.6908" +/- 0.001 m
Longitude : W81° 32' 23.9336" +/- 0.001 m
Ellipsoidal Height : 288.25 m +/- 0.004 m
Geoid Separation (HTv2.0) : -37.038 m
Agency : Geodetic Survey Division
Adjustment Net : M03703
Epoch : 2002.0
UTM : Zone = 17 N = 5374569.55 m E = 460128.66 m
XYZ Coords.: = X = 622684.57 m Y = -4186461.51 m Z = 4755805.69 m

VERTICAL DATA

Vertical Datum : CGVD28
Elevation : 325.259 m
Order : First Order
Method : Differential
Adjustment Line : N9U99
Published Year : 1999

STATION MARKER INFORMATION AND LOCATION

Marker Type : Self Centering Plate
Inspected in : 1999
Status : Good
Inspection Comments : No inspection text on file

Accessible by passenger car or light truck and a walk of less than 50 m

TIMMINS

CONCRETE PILLAR WITH STEEL TOP PLATE ON TOP OF LARGE ROCK OUTCROP ON SOUTHWEST SIDE OF MUNICIPAL ROAD (FORMERLY HIGHWAY NO. 576), 10.8 KM NORTHWEST OF JUNCTION WITH HIGHWAY NO. 101, 2.1 KM NORTHWEST OF STEEL CULVERT FOR "TWENTYTHREE MILE" CREEK, 0.5 KM SOUTHEAST

OF KREINER ROAD (ROAD TO KAMISKOTIA SKI RESORT), 94 M NORTHWEST OF POWER LINE CROSSING HIGHWAY, OPPOSITE POINT ON HIGHWAY 81.8 M SOUTHEAST OF "KAMISKOTIA SKI RESORT ROAD" SIGN FOR NORTHBOUND TRAFFIC, 31.2 M FROM CENTRE LINE OF HIGHWAY, 7.6 M SOUTHEAST OF CENTRE OF APPROACH TO NORTHEAST, ABOUT 4.5 M ABOVE HIGHWAY LEVEL.

REFERENCE STATIONS INFORMATION:

Reference name, Marker type, AZ/DIR/BRNG (DEG MIN SEC), (H)orizontal or (S)loped distance (m), and Diff. in elev. (cm)

963015A (BRG) 35	BRASS/BRONZE TABLET OR CAP	140 00' 00	H
963015B (BRG) 53	BRASS/BRONZE TABLET OR CAP	290 00' 00	H
963015C (BRG) 29.3	BRASS/BRONZE TABLET OR CAP	338 00' 00	H

HISTORICAL COORDINATES NOTE: Coordinates listed below are no longer maintained by GSD.

None

PROJECTS IDENTIFIERS:

GPS CBN VA83D72 48081

NAD83CSRS - North American Datum 1983 (Canadian Spatial Reference System). The updated three-dimensional realization of the NAD83 reference system, still based on the GRS80 reference ellipsoid. In agreement with the US, this realization is defined in terms of a common procedure for transforming from recent versions of the International Terrestrial Reference Frame (ITRF). This realization is based on a 7-parameter transformation from ITRF96 (7 parameters were computed but the scale set to zero in order to adopt the scale of ITRF). Incremental transformations between ITRF96 and other ITRF realizations are used to update the transformation to any version of ITRF. NAD83(CSRS) is consequently a more accurate and stable realization of NAD83 that can be accurately referenced to other global and regional reference frames. The absolute accuracy of NAD83(CSRS) is of the order of a couple of cm or better, the accuracy of recent versions of the ITRF.

It is important to realize that NAD83(Original) and NAD83(CSRS) are based on the same fundamental NAD83 reference system. They are merely different realizations or adjustments with different levels of error. Taking into account these errors, NAD83(Original) and NAD83(CSRS) are completely compatible with one another.

NAD83(Original) - North American Datum 1983 (Original). The near-geocentric three dimensional reference system for the U.S., Canada and Central America, based on the Geodetic Reference System 1980 (GRS80) reference ellipsoid. Although originally intended to be geocentric, it is now known to be offset from the true geocenter by about 2 m due to the limited accuracy of absolute positioning at the time.

NAD83(Original) adjustments were based on a set of VLBI constraints from the first NAD83 adjustment. This set of constraint coordinates was used as the definition of NAD83(Original) until the last federal horizontal control adjustment in 1993. Note that these adjustments

were 2-D horizontal (latitude and longitude) solutions only. Some provinces still use these solutions for their horizontal networks but most have or are moving to the NAD83(CSRS) realization of the NAD83 reference system. The absolute accuracy of NAD83(Original) varies from several cm to over a couple of meters, with an average of about 0.3 meters. However, these errors are locally fairly coherent so that the relative accuracy can be much better.

NAD27 - North American Datum 1927. A non-geocentric horizontal control datum for the U.S., Canada and Mexico, defined by a coordinate and azimuth with origin at Meades Ranch, on the Clarke 1866 reference ellipsoid.

CGVD28 - The Canadian Geodetic Vertical Datum 1928 (CGVD28): Official height reference system in Canada The reference frame for the CGVD28 is the mean sea level at six tide gauges in dates of 1928. These tide gauges were located on both the Pacific and Atlantic Oceans as well as on the St-Lawrence River. The datum is propagated across Canada (mostly southern Canada) by a first-order levelling network and is accessible to users through some 80,000 federal benchmarks.

2005-10-07

[Important notices](#)