

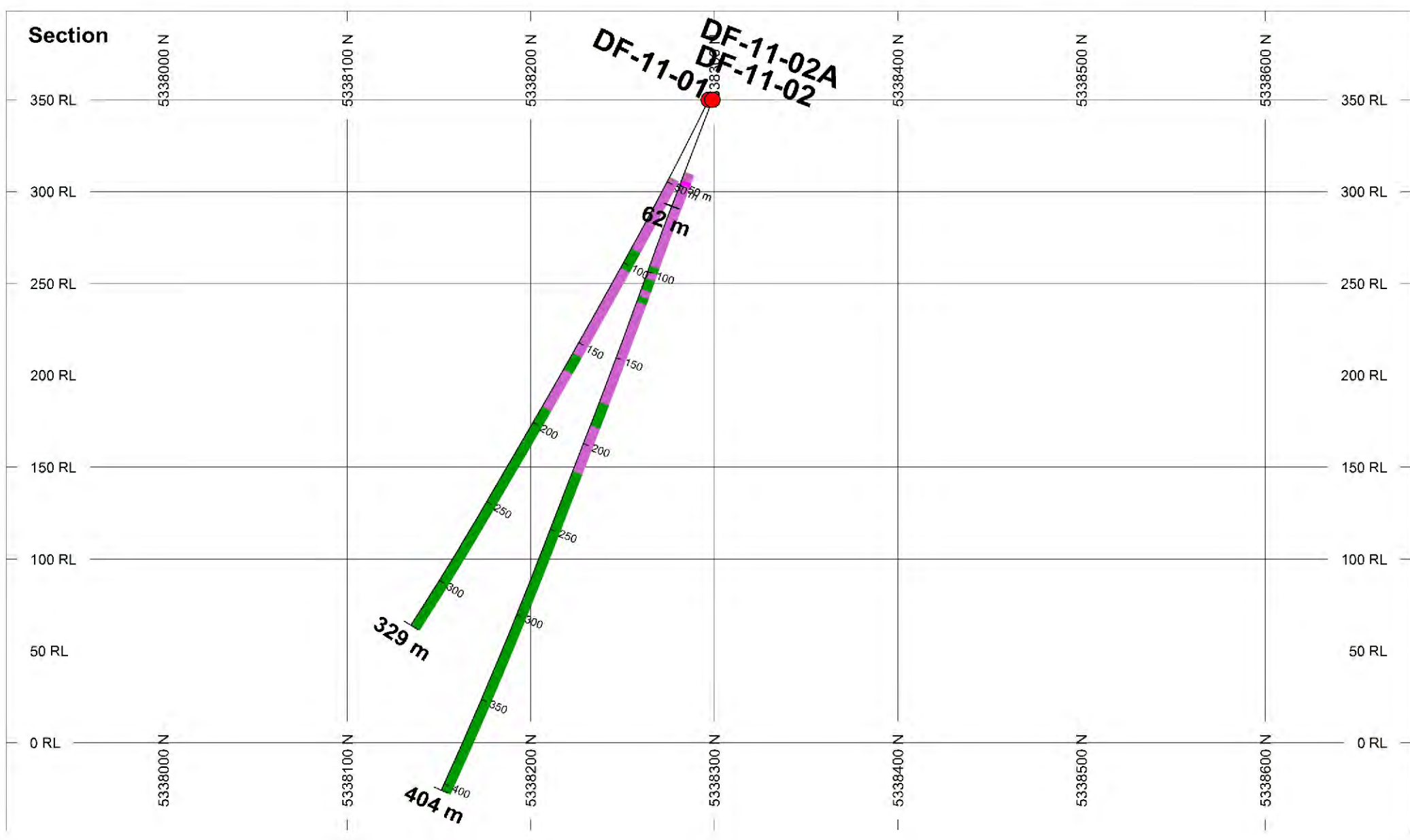
HOLES PLOTTED

TOTAL 3

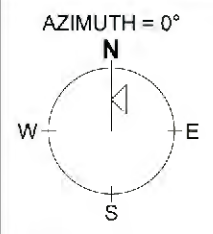
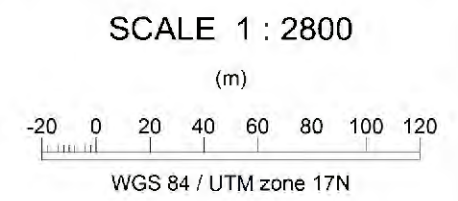
DF-11-01	DF-11-02	DF-11-02A
Azimuth: 180 deg	Azimuth: 180 deg	Azimuth: 180 deg
Dip: -64 deg	Dip: -69 deg	Dip: -69 deg
Depth: 329m	Depth: 404m	Depth: 62m

LEGEND

- Overburden
- Felsic Intrusive
- Ultramafic Volcanics
- Basalt



SECTION SPECS:
 REF. PT. E, N 429884 m 5338297 m
 EXTENTS 765 m 445.8 m
 SECTION TOP, BOT 398.4 m -47.42 m
 TOLERANCE +/- 12.5 m



Trillium North Minerals Ltd.
 West Porcupine
 Section 2
 November, 2011