We are committed to providing accessible customer service.
If you need accessible formats or communications supports, please contact us.

Nous tenons à améliorer l'accessibilité des services à la clientèle.
Si vous avez besoin de formats accessibles ou d'aide à la communication, veuillez nous contacter.

Ontario

Assessment Report
On The
2011 Drilling Program on the
Mavis Lake/Fairservice Lithium Property
Brownridge Township, Kenora Mining District
Near Dryden, Northwestern Ontario

NTS Map Sheet 52F/15E

Prepared For:

International Lithium Corp
620-650 West Georgia Street
Vancouver, B.C. V6B 4N9

Prepared By:

Rod Dammeier, M.Sc.
Mélanie Mercier, M.Sc.

Coast Mountain Geological Ltd.
Suite 620-650 West Georgia Street
Vancouver, B.C. V6B 4N9

Table of Contents

1.0 Summary 4

2.0 Introduction and Terms of Reference 5
2.1 Abbreviations and Units 6
2.2 Granitic Pegmatite Minerals 7

3.0 Property Description and Location 10

4.0 Accessibility, Climate, Local Resources, Infrastructure and Physiography 13
4.1 Access and Infrastructure 13
4.2 Climate 13
4.3 Topography and Physiography 14

5.0 History 14

6.0 Geological Setting 20
6.1 Regional Geology 20
6.2 Property Geology 26
6.2.1 Mafic Metavolcanic Rocks 26
6.2.2 Intermediate to Felsic Metavolcanic Rocks 26
6.2.3 Clastic Metasedimentary Rocks 26
6.2.4 Ultramafic to Mafic Intrusive Rocks 26
6.2.5 Granitoid Stocks 26
6.2.6 Granitic Pegmatite Dikes 29

7.0 Deposit Types 30
7.1 General 30
7.2 Genesis of Peraluminous Granite-Rare Metal Pegmatite 30
7.3 Regional Setting 32
7.4 Local Setting 34
7.5 Mavis Lake/Fairservice Deposit Model 35

8.0 Mineralization 39

9.0 Exploration 41
9.1 2011 Diamond Drilling Program 41
9.2 Results 45

10.0 Sampling Method and Approach 46

11.0 Sample Preparation, Analyses, and Security 46
11.1 Activation Laboratories 46
11.2 Certified Reference Material 47
11.3 Sample Security 47

12.0 Data Verification 48

13.0 Adjacent Properties 48

14.0 Interpretation and Conclusions 49

15.0 Recommendations 51
15.1 Preliminary Budget 52

16.0 References 53

17.0 Appendix 1 – 2011 Diamond Drill Hole Logs 59

18.0 Appendix 2 – 2011 Diamond Drill Hole Sections 60

19.0 Appendix 3 – Lab Certificates 61

List of Tables

Table 1 Abbreviations and SI Units used in this report 6
Table 2 Conversion Factors - ppm rare element to weight % rare element oxide 7
Table 3 List of common granitic pegmatite minerals found in Ontario 8
Table 4 Mavis Lake Property Mining Claim Information 11
Table 5 Fairservice Property Mining Lease Information 12
Table 6 Lun-Echo Drill Holes - Pegmatite Intercepts 15
Table 7 Significant Li_2O Intersections in Lun-Echo Drilling 16
Table 8 Selco's Drill Core Sampl Results from Holes M-1 to M-4 20
Table 9 Summary of Drill Collar Data from the 2011 Drilling Program 43
Table 10 2011 Exploration Program Statement of Expenditures 45
Table 11 Summary of Significant Lithium Assay Results from the 2011 Drilling Program 46
Table 12 Summary of Significant Tantalum Assay Resultsfrom the 2011 Drilling Program 46

List of Figures

Figure 1 Location of Mavis Lake/Fairservice Lithium Property 9
Figure 2 Mavis Lake/Fairservice Property Claims and Leases Map 11
Figure 3 Historical lithium lithogeochemical anomalies in mafic metavolcanic host rocks 18
Figure 4 Geological Setting of Mavis Lake/Fairservice Property 20
Figure 5 Regional Geology - Dryden Area, Northwestern Ontario 22
Figure 6 Rare Metal Mineralization within Peraluminous Granites and Supracrustal Sequences of the Sioux Lookout Domain 24
Figure 7 Internal Structure of the Ghost Lake Batholith 27
Figure 8 Mavis Lake/Fairservice Property Geology 28
Figure 9 Rare Metal Pegmatites Groups, Fields and Individual Occurances within the Superior Province 31
Figure 10 Regional Zoning in Fertile Granites and Associated Pegmatite Dykes 33
Figure 11 Regional Zonation of Pegmatite Types in the Mavis Lake Pegmatite Group 36
Figure 12 2011 Diamond Drill Hole Location Map 44

List of Photos

Photo 1 Light green blades of spodumene crystals interlocked with light pink to grey feldspar. 40

1.0 Summary

The Mavis Lake/Fairservice Lithium Property (the "Property") consists of 13 contiguous claims (160 units, totaling 2,544 ha) and six contiguous mining leases (totaling 88.4 ha) within the Brownridge Township. The Property is located approximately 19 km east-northeast of Dryden in northwestern Ontario.

This report documents the geology, mineralogy, lithogeochemistry, economic geology, historical exploration and results from the 2011 exploration program of the Mavis Lake/Fairservice rare-element claim-group (Mavis Lake and Fairservice Properties) near Dryden, Ontario. The 2011 exploration program was focused upon testing approximately eight pegmatites below their surface expressions and to confirm historical grades and width. In addition, drill holes were tested for subsurface continuity along strike and between pegmatite outcrops.

In the regional context, the Mavis Lake/Fairservice Property lies within a 2733 to 2706 Ma collisional tectonic zone known as the Sioux Lookout Domain (SLD) in the western Wabigoon Subprovince (WS) that evolved during the Kenoran orogeny. The 150 by 900 km WS is a granite-greenstone terrain and comprises metavolcanic and subordinate metasedimentary rocks, ranging in age from 3.0 Ga to 2.71 Ga, and intruded by 3.0 to 2.69 Ga granitoid batholiths, gabbroic sills and stocks.

The mineralization is specifically contained within the 1.8-3 by 8 km Mavis Lake pegmatite group (MPG), that comprises a swarm of rare-element class granitic pegmatites and associated metasomatic zones genetically related to the 2685 Ma, S-type, peraluminous, fertile Ghost Lake batholith (GLB). Strong mineralogical zonation of pegmatite types has been documented with increasing eastward distance from this parental granite: beryl-bearing pegmatitic granite units in the GLB →external beryl-type pegmatite zone→albite-spodumene-type pegmatite zone→albite-type pegmatite zone. The rare-element granitic pegmatites of the area also belong to the LCT-geochemical family (**L**ithium-**C**aesium-**T**antalum).

Eleven rare-element granitic pegmatites are known on the Mavis Lake Property and vary in strike length from 11 to >240m, and thicknesses in 0.3 to >2.4m range. These bodies are mainly hosted in the 2733 Ma Brownridge mixed felsic-mafic metavolcanic unit of the Neepawa group that is intensely deformed by at least 4 folding events that culminated with development of a regional shear zone (Wabigoon fault) and metamorphism to middle amphibolite grade.

Historical exploration for rare-elements has focused upon the lithium potential of the albite-spodumene-type pegmatites and tantalum potential in the albite-type pegmatites situated on the Mavis Lake and adjacent Fairservice properties. The latter property contains a resource of 500,000 tons averaging 1.0 wt.% Li_2O (Storey 1990, p. 153). This is a historical resource not compliant to NI43-101 standards. The author did not review the methods of calculating this resource.

The initial discovery of rare-element mineralization occurred in the mid-1950's related to a boom in the lithium demand owing to the US atomic energy program. Most surface exposures of spodumene pegmatites were found during this period. Subsequent exploration focused upon tantalum spurred by high technology applications during the early 1980's and 1997-2001. In recent times there has been a surge in interest in lithium, due to advancement in lithium-ion technology and is the commodity of chief interest in the company's exploration program.

The rare-element pegmatites are associated with a significant lithium lithogeochemical anomaly at least 7km in strike length and widths of 100 to 700m according to historical record. Exploration during 2009 extended this anomaly a further 1.1 km to the northeast.

The highest lithium values on the Mavis Lake Property occur in albite-spodumene-type pegmatites with Li_2O values up to 1.22 wt.% over 5.3 meters from a composite channel sample across part of Pegmatite 18 documented in 2009 work by the Company. Numerous grab samples with elevated tantalum, cesium and rubidium were encountered in sodic aplite and albitite dykes within a 500 by 800 m area of the albite-type pegmatite zone. The highest values for Ta_2O_5 (1349 ppm), Rb_2O (1.0 wt.%) and Cs_2O (1537 ppm) were encountered in these high sodium units (6 to 10.5 wt.% Na_2O). The eastern and southeastern limits of the rare-element mineralization, associated with albite-type pegmatites on the Mavis Lake Property, remains open to the east and southeast.

A systematic exploration program for lithium, tantalum, cesium and rubidium in exposed and blind pegmatites is proposed for the claim-group that includes geological and structural mapping, lithogeochemical sampling, documentation of the economically important mineralogy through electron microprobe analysis and establishment of vectors of pegmatite evolution.

2.0 Introduction and Terms of Reference

This report presents the results of the 2011 exploration program conducted by Coast Mountain Geological Ltd., on behalf of International Lithium Corp (the *Company*). The report updates previous assessment

and 43-101 technical reports and is written and edited by the authors utilizing sources of information from reports listed in Section**16.0** References. The report and recommendations are based on:

1. Public data archived at the Ministry of Northern Development, Mines and Forestry, Kenora and Sudbury, Ontario.

2. Exploration records provided by TNR and ILC.

3. Field experience of some authors on the property.

2.1 Abbreviations and Units

Confusion can result from the various ways that lithium and other rare metals quantities and concentrations have been reported in scientific and business publications. In this report, rare metals (lithium, tantalum, caesium, rubidium etc.) are reported as elemental metal quantities and converted to oxides by using their respective conversion factors (*see* Tables 1 and 2). All references to dollars are in Canadian dollars (CDN$) unless otherwise indicated. Abbreviations and units used in this report are those commonly referred to in the scientific literature.

Table 1 Abbreviations and SI Units used in this report

Abbrev.	Long Form	Notes
Be	Beryllium	Alkaline earth
Cs	Cesium	Alkali metal
Cs_2O	Cesium Oxide	
K	Potassium	Alkali metal
Li	Lithium	Alkali metal
Li_2CO_3	Lithium Carbonate	
Li_2O	Lithium Oxide	
Na_2O	Sodium Oxide	
Nb	Niobium	Transition metal
Nb_2O_5	Niobium pentoxide	
Rb	Rubidium	Alkali metal
Rb_2O	Rubidium Oxide	
Ta	Tantalum	Transition metal
Ta_2O_5	Tantalum pentoxide	
REEs	Rare earth elements	***Lanthanides Series***: La, Ce, Pr, Nd, Pm, Sm, Eu, Gd, Tb, Dy, Ho, Er, Tm, Yb, Lu; Yttrium (Y) and Scandium (Sc) are not part of this series but generally included with the REEs due to geochemical similarity
Ga	Billion years	Widely used abbreviation in geochronology
Ma	Million years	Widely used abbreviation in geochronology

Abbrev.	Long Form	Notes
SI Units	**2.1.1.1 Long Form**	**2.1.1.2 Notes**
ppb	Parts per billion	
ppm	Parts per million	
T	Tonne (long)	1 long tonne equals to 1,016.046 kg
kg	Kilogram	1 kg equals to 2.204 lbs (pounds)
g	Gram	31.103 476 grams equal to 1 troy ounce
km	Kilometer	1 km equals to 0.621371 mile
m	Metre	1 m equals to 3.280 feet
cm	Centimeter	2.54 cm equal to 1 inch
mm	Millimeter	25.4 mm equal to 1 inch
ha	Hectare	1 ha equals to 2.471054 acres
16 ha		Typically an area of 1 claim unit
wt.%	Weight percent	

Table 2 Conversion Factors - ppm rare element to weight % rare element oxide

Weight % Rare Element	2.1.1.3 Conversion Factor	Weight % Rare Element Oxide
Beryllium (e.g., 0.50% Be)	2.778	0.50% x 2.778 = 1.39% BeO
Lithium (e.g., 2.55% Li)	2.152	2.55% x 2.152 = 5.49% Li_2O
Niobium (e.g., 325 ppm Nb)	1.431	325 ppm = 0.0325% x 1.431 = 0.0465 wt% Nb_2O_5
Tantalum (e.g., 755 ppm Ta)	1.221	755 ppm = 0.0755% x 1.221 = 0.092 wt% Ta_2O_5
Cesium (e.g., 500 ppm Cs)	1.060	500 ppm = 0.05 x 1.060 = 0.053 wt% Cs_2O
Rubidium (e.g., 15000 ppm = 1.5% Rb)	1.099	1.5% x 1.099 = 1.65 wt% Rb_2O

2.2 Granitic Pegmatite Minerals

Pegmatite is a common igneous plutonic rock of variable texture having a crystal size from few centimeters to occasionally reaching a metre or so in length. The word pegmatite refers to a rock of granite composition consisting of common granite minerals such as ***quartz, feldspar (both sodic and potassic)*** and ***micas*** plus minerals containing ***lithium, tantalum-niobium*** and ***rare earths*** (Table 3). Pegmatites also commonly contain typical pneumatolitic and hydrothermal minerals, such as ***tourmaline, cassiterite, fluorite, apatite*** etc. They are

economically important as a source of many rare elements, including ***radioactive ones***, together with ***tin*** and ***tungsten***.

Table 3 List of common granitic pegmatite minerals found in Ontario

Mineral	Simplified Composition	Chemical Formula
Amblygonite-montebrasite series	Li-phosphate	$LiAlPO_4(F,OH)$
Andalusite (usually in sedimentary host rock)	Aluminosilicate	Al_2SiO_5
Apatite (Fluor/Chlor apatite)	F/Cl-apatite	$Ca_2(PO_4)_3(F,OH)/Ca_5(PO_4)_3Cl$
Beryl	Be-silicate	$Be_3Al_2Si_6O_{18}$
Cassiterite	Sn-oxide	SnO_2
Columbite-tantalite group	(Fe/Mn, Nb)-oxide (Fe/Mn, Ta)-oxide	$FeNb_2O_6/MnNb_2O_6$ $FeTa_2O_6/MnTa_2O_6$
Feldspars	Na-plagioclase (albite) K-feldspar (potassium feldspar)	$NaAlSi_3O_8$ $KAlSi_33O_8$
Holmquistite (usually in mafic volcanic host rock)	Li-amphibole	$Li_2(Mg,Fe^{2+})_3Al_2Si_8O_{22}(OH)$
Garnet (many species)	Fe-garnet (almandine) Other varieties such as Mn/Ca/Mg-garnets	$Fe_3Al_2(SiO_4)_3$
Mica (many species)	Muscovite Lepidolite (Li-mica) Biotite Phlogopite (Mg-biotite)	$KAl_2(Si_3Al)O_{10}(OH,F)_2$ $K(Li,Al)_3(Si,Al)_4O_{10}(F,OH)_2$ $K(Mg,Fe^{2+})_3(Al,Fe^{3+})Si_3O_{10}(OH,F)_2$ $KMg_3(AlSi_3)O_{10}(F,OH)_2$
Molybdenite	Mo-sulphide	MoS_2
Petalite	Li-aluminosilicate	$LiAlSi_4O_{10}$
Pollucite	Cs-aluminosilicate	$(Cs,Na)AlSi_2O_6.nH_2O$
Quartz		SiO_2
Spodumene	Li-aluminosilicate	$LiAlSi_2O_6$
Tourmaline (many species)	Na,Fe/Na,Mg/Na,Li/Ca,Li -tourmaline	
Wodginite group	(Mn,Fe,Sn,Ta)-oxide	$(Mn, Fe)SnTa_2O_8$
Zircon	Zr-silicate	$ZrSiO_4$

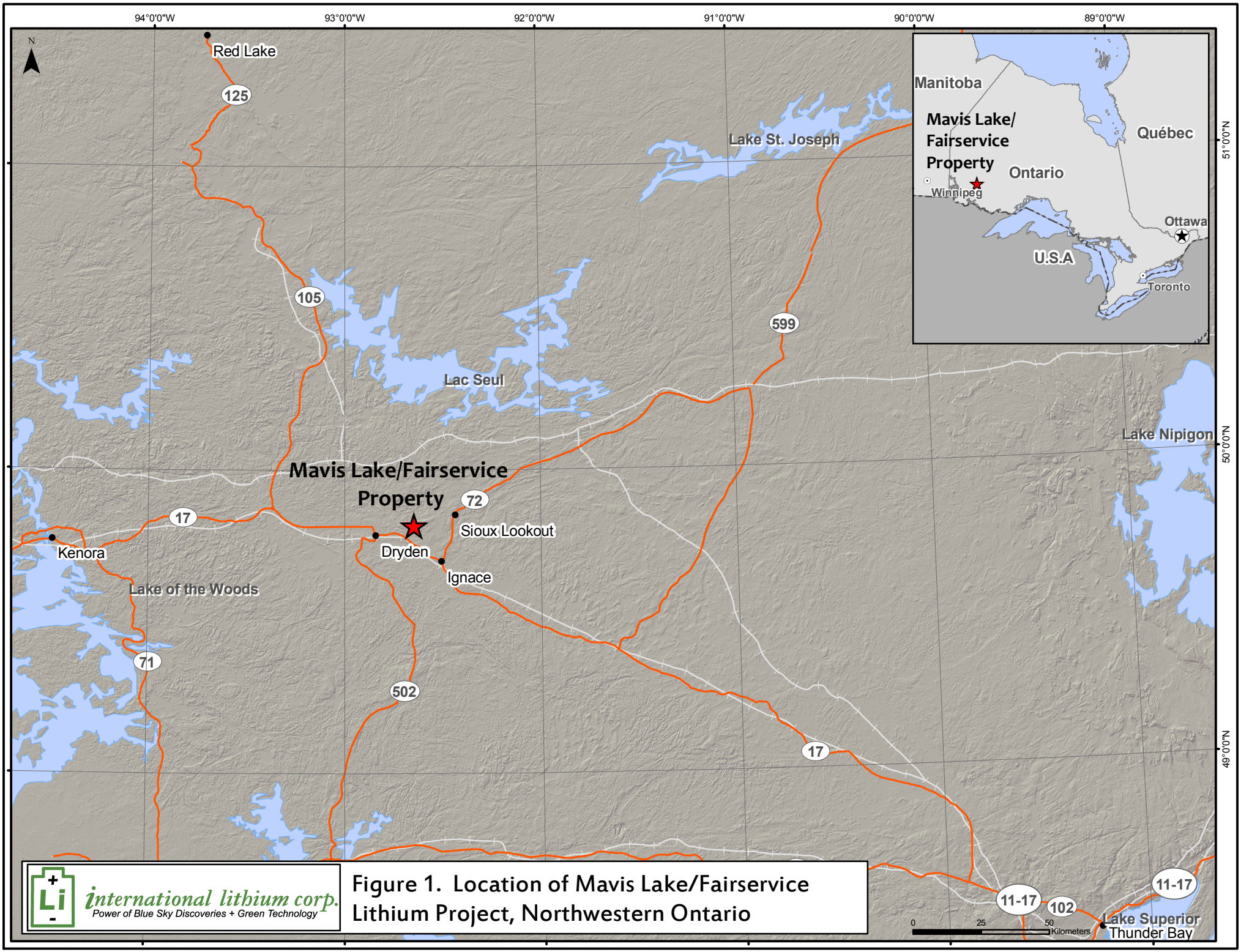

Figure 1. Location of Mavis Lake/Fairservice Lithium Project, Northwestern Ontario

3.0 Property Description and Location

The Mavis Lake/Fairservice Property is located south and east of Mavis Lake within Brownridge Township in northwestern Ontario. The claim group, which occurs within the Kenora Mining District, is approximately 19 km by road to the east-northeast of Dryden, and is shown on National Topographic System (NTS) map sheet 52F/15E (Figure 1). The property is centered approximately at 526 500mE/5 520 200mN UTM coordinates (Zone 15N, NAD83).

The Mavis Lake property consists of 13 contiguous unpatented claims (160 units), totaling 2,544 hectares (Table 4 and Figure 2). TNR acquired 100% interest in the property by staking claims in two stages. The property is not subject to any underlying royalties, back-in rights, payments or other agreements and encumbrances. The Fairservice property consists of 6 contiguous mining leases, totaling 88.4 hectares (Table 5 and Figure 2). Both properties hosts known mineral occurrences but no developed prospects (Figure 8).

The eastern boundary of the Mavis Lake property is bound by Lola Lake Provincial Reserve, which was regulated in 1985 from a Provincial Park to a nature reserve class park. The claims have not been legally surveyed. The Government of Ontario owns the surface rights.

The Government of Ontario requires expenditures of $400 per year per unit, prior to expiry, to keep the claims in good standing for the following year. The report must be submitted by the assessment due date.

There are no known environmental liabilities associated with the property. For the proposed exploration program consisting of line-cutting and geophysics no permits are required. Permits are required if, during the course of exploration, waterways are affected.

Pertinent claim information is shown on Figure 2 and also given in Table 4 and Table 5 below.

Table 4 Mavis Lake Property Mining Claim Information

Mining Claim Number	No. of 16 ha Units in a Claim	*Area (ha)*	*Township*	*Map Sheet*	Effective Date	Anniversary Date	Assessment Required ($)
4208712	*12*	*192*	*Brownridge*	52F/15E	2009-04-09	2013-04-09	4800
4208713	*4*	*64*	*Brownridge*	52F/15E	2009-04-09	2013-04-09	1600
4208714	*16*	*256*	*Brownridge*	52F/15E	2009-04-09	2013-04-09	6400
4251131	*8*	*128*	*Brownridge*	52F/15E	2009-09-08	2012-09-08	3200
4251132	*12*	*192*	*Brownridge*	52F/15E	2009-09-08	2012-09-08	4800
4251133	*12*	*192*	*Brownridge*	52F/15E	2009-09-08	2012-09-08	4800
4251134	*16*	*256*	*Brownridge*	52F/15E	2009-09-08	2012-09-08	6400
4251135	*10*	*160*	*Brownridge*	52F/15E	2009-09-08	2012-09-08	4000
4251136	*16*	*256*	*Brownridge*	52F/15E	2009-09-08	2012-09-08	6400
4251137	*16*	*256*	*Brownridge*	52F/15E	2009-09-08	2012-09-08	6400
4251138	*12*	*192*	*Brownridge*	52F/15E	2009-09-08	2012-09-08	4800
4251139	*14*	*224*	*Brownridge*	52F/15E	2009-09-08	2012-09-08	5600
4251140	*12*	*192*	*Brownridge*	52F/15E	2009-09-08	2012-09-08	4800
TOTAL	***160***	***2,544***					***64000***

Table 5 Fairservice Property Mining Lease Information

Mining Lease Number	*Area (ha)*	*Township*	*Map Sheet*	Anniversary Date
K489140	*18.535*	*Brownridge*	52F/15E	2032-05-31
K498288	*13.488*	*Brownridge*	52F/15E	2032-05-31
K498289	*10.392*	*Brownridge*	52F/15E	2032-05-31
K498290	*13.326*	*Brownridge*	52F/15E	2032-05-31
K498292	*19.506*	*Brownridge*	52F/15E	2032-05-31
K498308	*13.189*	*Brownridge*	52F/15E	2032-05-31

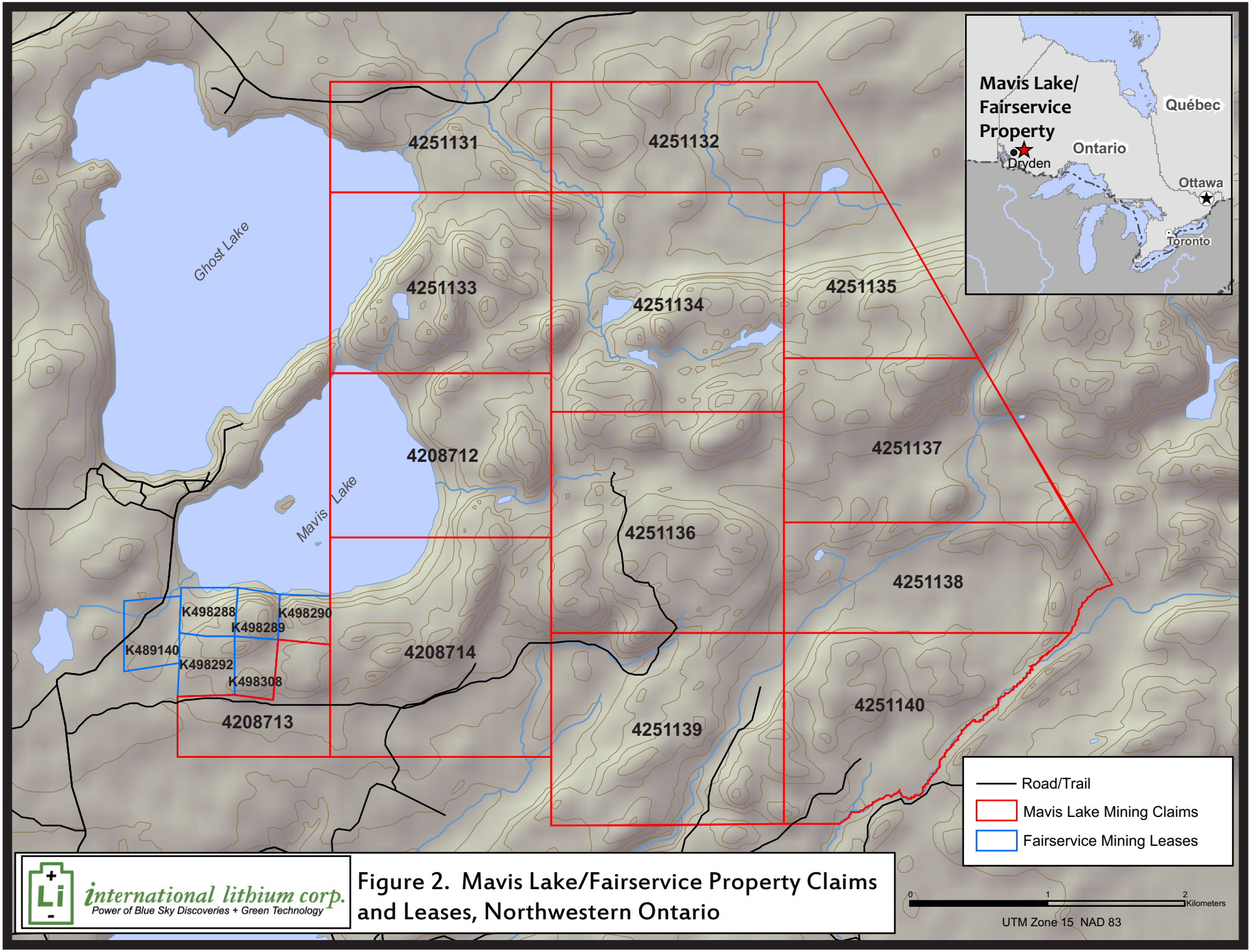

Figure 2. Mavis Lake/Fairservice Property Claims and Leases, Northwestern Ontario

4.0 Accessibility, Climate, Local Resources, Infrastructure and Physiography

4.1 Access and Infrastructure

The Mavis Lake/Fairservice property has excellent road accessibility. It is approximately 19 km northeast by road from the city of Dryden and can be reached from the city by driving east on Trans-Canada Highway 17 for approximately 8 km to its junction with the Thunder Lake. On Thunder Lake Road travel is roughly 3 km to the intersection of Thunder Lake Road and Ghost Lake South Road. From this point, driving north on the Ghost Lake South Road for about 1 km and thence turn east along the Mine Road, a major gravel road, for approximately 4 km brings one to an intersection of a subsidiary gravel road heading north to the eastern claims of the Mavis Lake property.

A general labour force and many goods and modern services are readily available in Dryden, which is the second largest city of 8,195 inhabitants (2006 Census) in the Kenora District of Northwestern Ontario and is located on Wabigoon Lake. Skilled labour, mining and specialized exploration services and equipments are available from larger cities such as Thunder Bay and Winnipeg (Manitoba), which are located respectively 356 km east and 350 km west of Dryden. Dryden has an airport with connecting flights to many major Canadian cities, including Thunder Bay and Winnipeg, which can also serve as points to many international flights.

Hydroelectric power is available only few kilometers southwest of the property, from a line, which also supplies power to the city of Dryden. Railway links to the eastern and western Canada and also south to the USA are readily available from Dryden.

4.2 Climate

The property lies near the northern boundary of the Lake of the Woods eco-region of the Southern Boreal Shield. The region is classified as having a sub-humid mid-boreal eco-climate (*cf.* Anthony 2004). Dryden and adjacent region is known to have temperatures ranging from a low of –27 deg. Celsius in the winter to high of +26 deg. Celsius in the summer. The climate is considered to be temperate. Annual rainfall is 0.6 to 0.8 metres and annual snowfall ranges between 1.3 to 2.3 metres.

4.3 Topography and Physiography

The topography varies from generally flat to slightly undulating south of the property, corresponding to a transition from glaciolacustrine sand plain to a boulder till. The northern parts are relatively rugged with prominent hills, ravines and cliffs. Elevations range from around 400 metres along the shores of the lakes to about 460 metres on ridge crests located in the central part of the property.

The northern and west-central parts of the property have been recently logged leaving sparsely spaced trees and scattered underbrush. On the other parts of the property characteristic vegetation includes a succession from trembling aspen, paper birch, white and black spruce, and balsam fir. Cooler and wetter areas support black spruce and tamarack growth.

Characteristic wildlife includes moose, black bear, wolf, lynx, snowshoe hare and woodchuck. Bird species include ruffed grouse, woodpecker, bald eagle, herring gull and waterfowl. Forestry, recreation and hunting are the major land uses in this region.

5.0 History

The Wabigoon region, which includes the Property, was mapped in 1940s by Ontario Department of Mines (Moorhouse 1941, Satterly 1943). Later semi-detailed bedrock mapping was conducted by the government of Ontario in 1970s and 1980s (Breaks 1980, Breaks et al. 1976, 1978 and Breaks and Kuehner 1984) and more recently for the government by Beakhouse (2001, 2002). Breaks et al. (2003) also conducted more focused studies of the rare metal potential of the region. The Ontario Geological Survey has flown airborne magnetic and electromagnetic surveys both in the Dryden and Stormy Lake areas (Ontario Geological Survey 1997, 2001). The Dryden Lake area survey included the Property.

The Mavis Lake area, including the current Property (Mavis Lake and Fairservice), saw three main periods of mineral exploration:

1. **1955 to 1964:** in 1950s lithium was the main target while tungsten and tantalum dominated in 1960s.

2. **Late 1960s to late 1980s:** tungsten and tantalum were the focus of exploration.

3. **Early 2000 to present:** the focus of exploration has been quite diversified, ranging from volcanogenic massive sulphide (VMS)

copper-zinc-silver to shear-hosted lode-gold deposits, and currently exploration efforts once again focused on pegmatite-hosted rare metals.

In 1956, **Lun-Echo Gold Mines Ltd.** drilled the area immediately south of Mavis Lake. From August to September, ten NQ holes were drilled, totaling 873.32 ft (266.19 metres), 18 samples were assayed for Cu (0.09-1.31%), Ni (0.07-0.48%), Au (nil) and Ag (nil to trace). Pegmatite dikes were intercepted in the 8 of 10 holes drilled at this time but no assays for rare metal mineralization were reported (Table 5).

Table 6 Lun-Echo Drill Holes - Pegmatite Intercepts

Hole No.	Depth of Hole (feet)	From-To (feet)	Pegmatite interception
Hole N1	62.1'	0'-8.2'	Pegmatite, Tourmaline, slight lithium reaction with flame but no spodumene.
Hole N2	57.7'	39.7'-57.7'	Pegmatite, Tourmaline, slight lithium reaction with flame but no spodumene.
Hole N3	68.6'	30.5' - 32.6'; 40.6'-68.6'	Pegmatite.
Hole N3-A	103.0'	36.8'-46.3 '; 50.9'-51.2'	Pegmatite, Quartz, Pink Feldspar, Tourmaline; Pegmatite.
Hole N4	93.5'	27.7'-28.4'; 31.6'-31.8'; 52.6-53.0'; 57.3'-57.6'; 63.8'-69.2'	Pegmatite
Hole N5	71.6'	N/A	Not pegmatite interception.
Hole N6	96.21'	30.4'-36.7'; 80.0'-83.0'	Pegmatite, Pink Feldspar, Tourmaline; Pegmatite.
Hole N7	92.31'	24.4'-26.3'; 31.4'-41.6; 43.4'-43.8'	Pegmatite, Tourmaline; Pegmatite; Pegmatite, scattered sulphides, schist and breccia.
Hole N8	86.31'	N/A	Not pegmatite interception.
Hole N9	70.0'	69.0'-70.0	Pegmatite

After encountering the pegmatite interceptions in the previous drilling program, Lun-Echo Gold Mines Ltd. carried out trenching and another 40-hole diamond drilling program, totaling 1968 meters, for potential lithium mineralization on the property. The drilling program defined lithium mineralization over a strike length of 670 meters with lithia (Li_2O) percentage from as low as 0.37% to a high of 2.76% (Table 6). This drilling program was conducted west of current Property on the adjacent Fairservice claims.

Table 7 Significant Li_2O Intersections in Lun-Echo Drilling

Hole	From: (m)	To: (m)	True Width (m)	Li_2O (Wt%)
B-11	2.74	8.08	4.88	1.46
E-11A	1.22	7.77	6.40	1.08
B-5	0.49	3.90	2.99	2.76
E-4	0.61	7.62	7.01	1.50
B-3	0.09	4.57	3.05	1.27
B-2	1.52	4.36	2.83	1.00
E-2	9.14	12.44	3.05	1.49
B-6	0.40	4.57	4.18	1.17
E-21	13.56	20.03	6.46	1.22
E-21	27.92	35.36	7.44	1.13
B-1A	57.45	60.50	2.74	1.37
E-20	20.24	29.29	9.05	1.52
E-18	4.27	8.38	4.11	1.17
E-16	0.00	5.85	5.85	1.51

In the same year 1956, **Milestone Mines Ltd.** completed a trenching work and very limited diamond drilling on some pegmatites immediately east and southeast of Mavis Lake on the current Mavis property (Vanstone 1983).

In 1978, **R.J. Fairservice** staked the property and subsequently optioned to **Selco Mining Corporation Limited ("Selco")**. Between 1979 and 1981, Selco carried out geological mapping, lithogeochemical surveys and diamond drilling over the area that extended from west, south and southeast of the Mavis Lake. During June 1979-September 1980, Selco drilled eight holes, totaling 1153 feet or 351.4 metres. This drilling delineated **South** and **Main** pegmatite zones (Figure 3). Pryslak (1980) described the results of 4 out of 8 holes as following:

South Zone: this pegmatite zone was intercepted by drill holes M-1 and M-2. The pegmatite intersected in each case was less than 10 feet thick and consisted essentially of wall-zone and mixed intermediate zone material. Minor aplitic material was encountered but this would appear to be of primary origin rather than a late replacement zone.

Main Zone: this pegmatite zone was intersected by drill holes M-3 and M-4. The pegmatites consisted of a wall zone and intermediate spodumene–bearing core zones. A total of 14 core samples were assayed for tantalum, niobium and lithium oxides (Ta_2O_5, Nb_2O_5 and Li_2O, respectively) at Swastika Laboratories Limited (Ontario) in November 1979 and the results are presented in the Table 7 below.

Table 8 Selco's Drill Core Sample Results from Holes M-1 to M-4

Hole No.	Sample No.	Ta_2O_5 (Wt%)	Nb_2O_5 (Wt%)	Li_2O (Wt%)
M-1	584	0.01	0.01	0.73
M-1	585	0.01	0.01	0.35
M-2	586	Trace	0.01	0.43
M-2	587	Trace	0.01	0.08
M-2	588	0.01	0.01	0.09
M-3	589	Trace	0.01	0.78
M-3	590	Trace	0.01	1.46
M-3	591	0.01	0.01	2.33
M-3	592	0.01	0.02	1.32
M-3	593	0.01	0.02	1.45
M-3	594	Trace	0.01	0.84
M-3	595	Trace	0.01	2.09
M-4	596	Trace	0.01	1.62
M-4	597	Trace	0.01	1.15

In the early 1980, Selco carried out a reconnaissance lithogeochemical survey. A total of 313 bedrock samples were collected and analyzed for lithium content. Samples returned results from a low of 7 ppm Li to a high of 4095 ppm lithium (Li). The survey was controlled by chaining along claim lines and by running intermediate lines by compass and chain. The Mavis Lake geochemical survey has shown good correlation between lithium halos with the known albite-spodumene pegmatite zone (Figure 3).

In 1982, **Tantalum Mining Corporation of Canada Limited ("Tanco")** optioned the Fairservice Property. In June 1982, a program of line cutting and geophysical survey was completed on a portion of the property. It was concluded that the Mavis Lake area is characterized by a higher (>1000 gammas) but irregular magnetic response over the mafic metavolcanic rocks. The sediments have a low, flat magnetic response, but this could be partially due to the masking effects of the overburden. It was thought that the contrasts in magnetic signatures could be used as an aid to identifying favorable zones for pegmatites since the rare metal pegmatites have an affinity for mafic metavolcanics in the Mavis Lake area (Vanstone, 1982).

In June 1982, **Tanco** also completed a detailed lithium litho-geochemical survey over a portion of the Property. The purpose of the litho-geochemical survey was to locate, by means of a systematic sampling of the bedrock, blind tantalum-bearing pegmatites. Samples were collected at 25 meters intervals along chained lines 50 metres apart. A total of 737

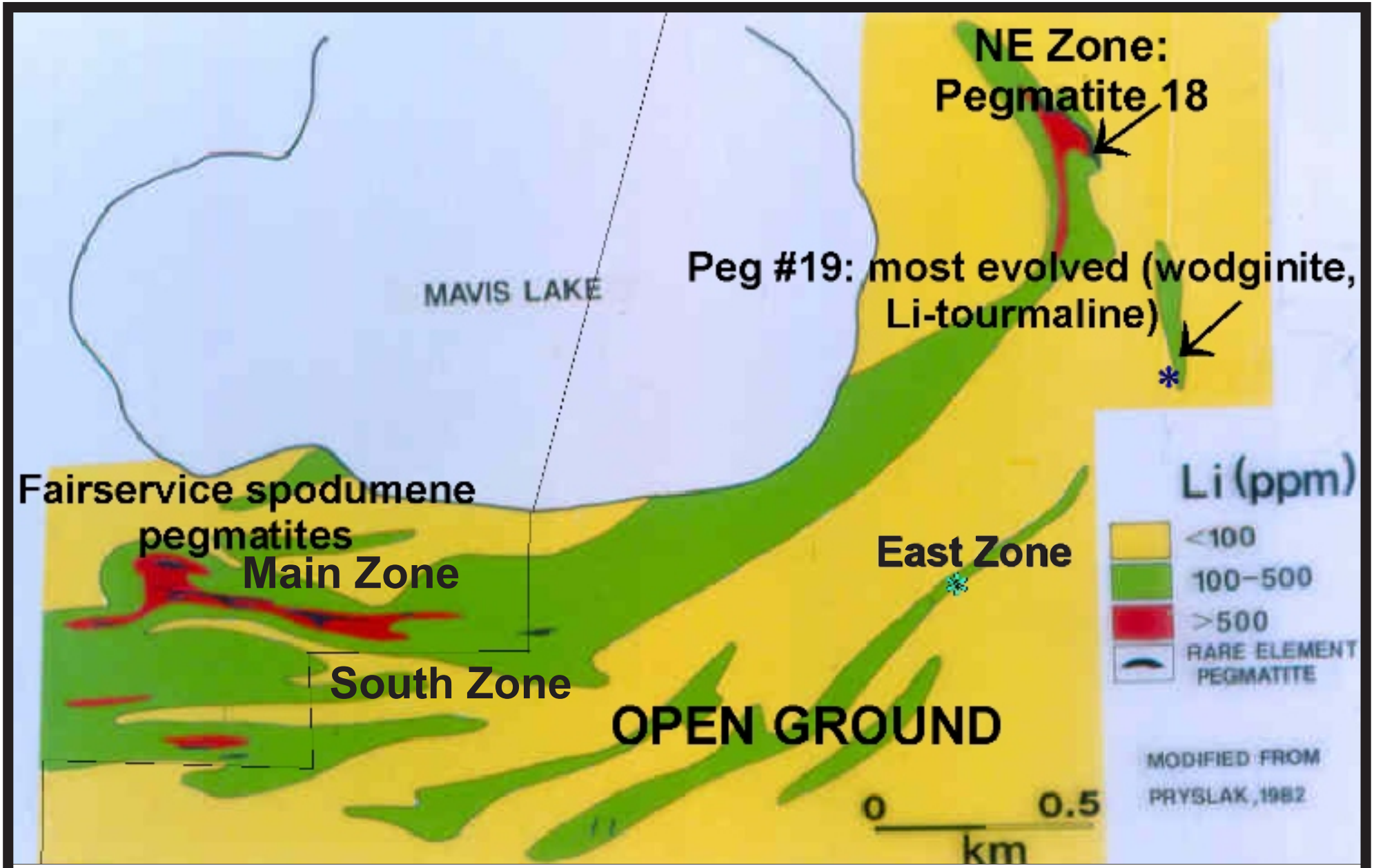

international lithium corp.
Power of Blue Sky Discoveries + Green Technology

Figure 3. Historical lithium lithogeochemical anomalies in mafic metavolcanic host rocks, Mavis Lake/Fairservice area.

Modified from Pryslak, 1982

samples over approximately 37.2 line kilometers were collected. At each sample location roughly 0.5 kg of fresh sample was taken. Grid coordinates identified the samples with the rock type recorded and samples analyzed for ppm Lithia (Li_2O). The Li_2O values for the survey ranged from less than detection limit to a high of 8000 ppm with mean value being 203 ppm.

Two anomalous zones were defined by Tanco's lithium litho-geochemical survey: the **North or Northeast** and **East** zones (Figure 3). The North Zone is a very intense zone with values in excess of 1000 ppm Li_2O. The zone is characterized by broad, extensive anomalies, but also contains a number of small, tight isolated anomalies. The zone is generally confined to the more magnetically responsive mafic metavolcanics. The **East Zone** consists of small, generally elongated, and relatively tight anomalies. Such anomaly configurations are indicative of near vertical pegmatites. The eastern part of the anomalous zone tends to be broader reflecting the change to more shallow dipping pegmatites. The **East Zone** geochemical pattern is not as strong as the North Zone, with values rarely exceeding 1000 ppm Li_2O (Vanstone 1983).

Tanco conducted no follow up exploration program after completing the litho-geochemical survey and all claims were returned to R.J. Fairservice in the same year.

During the late summer in 2002, **Emerald Field Resources** optioned the property from R.F. Fairservice for its rare metal (Ta, Cs and Be), VMS-type base metal (copper-zinc) and Hemlo-style gold mineralization potential. In 2003, Emerald Field Resources carried out prospecting, trenching, geological mapping programs and a 4-hole diamond drill program (Mowat, 2003).

In the summer of 2003, **True North Gems Inc.** undertook development work on a previously known emerald occurrence (Brand et al. 2009) on its optioned Taylor beryl pegmatite located on strike to the now lapsed property holdings of Emerald Field Resources.

Houston Lake Mining in 2004 carried out exploration for rare metals on the Brady property (Anthony 2004), situated immediately west of the Mavis Lake and Fairservice properties and which contains the various showings on the former Sanmine property.

6.0 Geological Setting

6.1 Regional Geology

In the regional context, the Property lies within Sioux Lookout Domain (SLD) in the western Wabigoon Subprovince (WS) (Figures 4 and 5). The SLD is sandwiched between the granitoid-dominated Winnipeg River Subprovince (WRS) to the north and the greenstone-granite rich WS to the south. The eastern half of the WS shares border with the metasedimentary-dominated English River Subprovince (ERS) to the north and in the south by the metasedimentary Quetico Subprovince (QS). The WS is approximately 900 km long, 150 km wide granite-greenstone terrain and comprises metavolcanic and subordinate metasedimentary rocks, ranging in age from 3.0 Ga to 2.71 Ga, and intruded by a suite of 3.0 to 2.69 Ga granitoid batholiths, gabbroic sills and stocks.

The SLD is interpreted to have developed within a collisional tectonic setting during the Kenoran orogeny (Breaks 1989, Beakhouse 1989, 1991). Features of the SLD include:

- inverted stratigraphy and out-of-sequence thrust stacking of metavolcanic and clastic metasedimentary rocks (2733±1 Ma to 2706±2 Ma),
- Abukuma-type metamorphism,
- areas of higher-grade, migmatized clastic metasedimentary rocks adjacent to the western contact of the 2685 Ma Ghost Lake batholith (GLB), the main source for the 2665 Ma rare metal granitic pegmatites in the Dryden area,
- occurrences of peraluminous granite and pegmatitic granite plutons over 150 km strike length, and,
- widespread occurrences of rare metals (Li, Rb, Cs, Be, Nb, Ta and Ga) plus other lithophile elements such as Mo, W, Sn, U, Th etc contrasting with the adjacent WRS and WS.

The 10 by 30 km area within the eastern SLD which is host to numerous rare metal pegmatites in the Dryden area is known as the "Dryden Pegmatite Field" (DPF) of Mulligan (1965) (Figure 6). The DPF is populated by two distinct pegmatite clusters (Breaks and Janes 1991) that occur roughly 10 km apart:

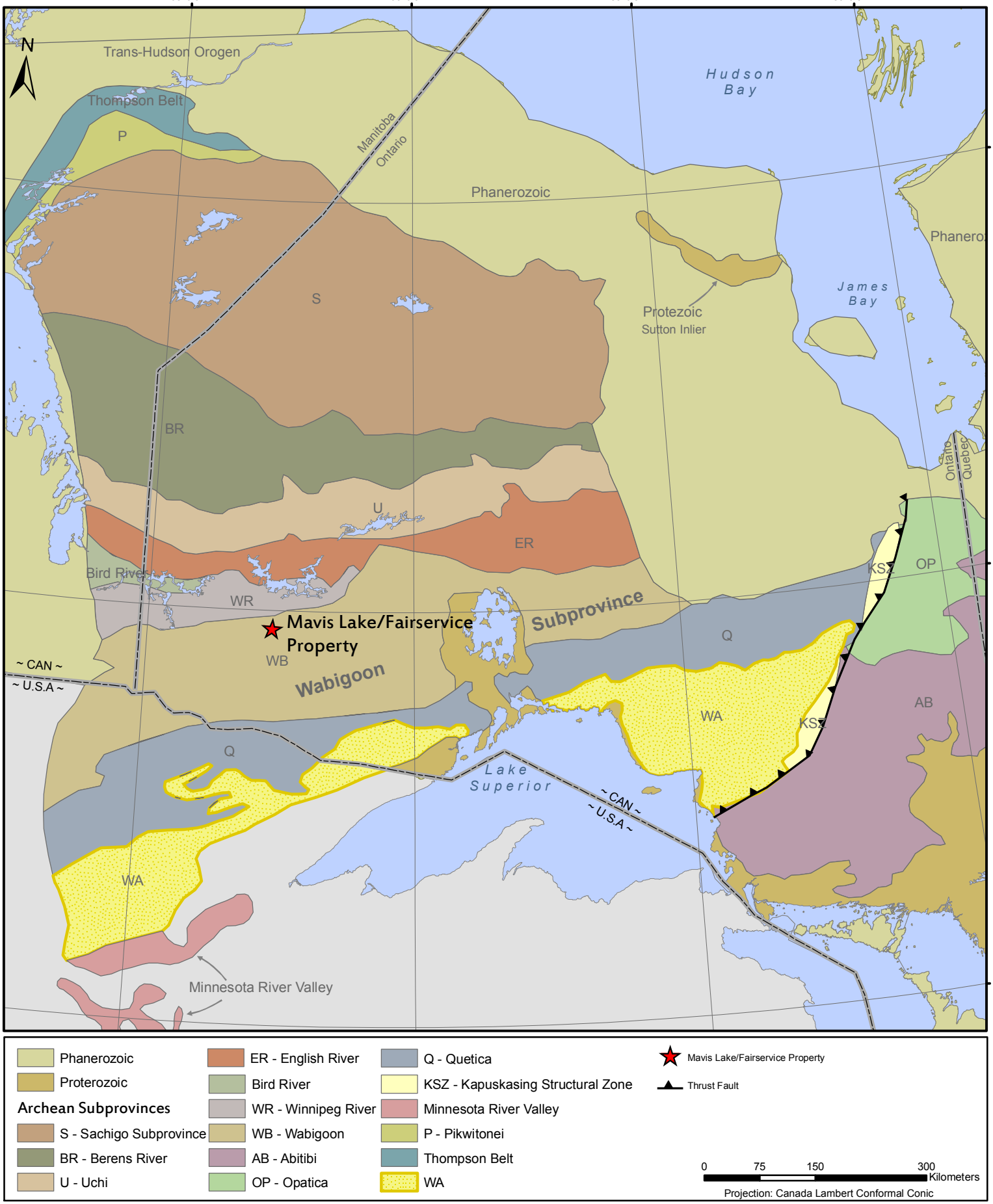

international lithium corp.
Power of Blue Sky Discoveries + Green Technology

Figure 4. Geological Setting of Mavis Lake Property within the Wabigoon Subprovince in the Superior Province of the Canadian Shield.

Source: Map 2545 Ontario Geological Survey 1991.

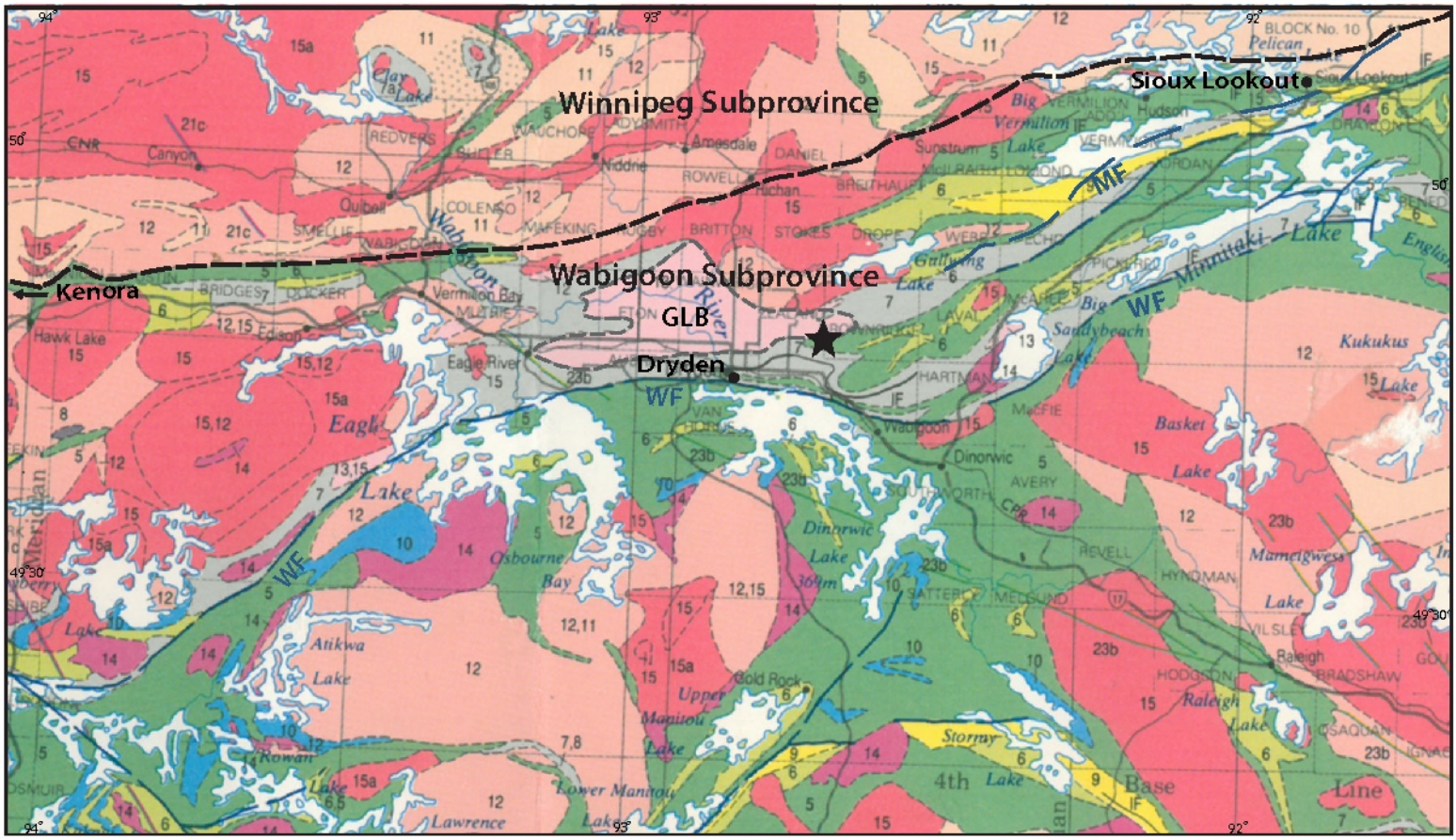

Paleoproterozoic (1.6-2.5Ga)

- 23b - Wabigoon Dike Swarm
- 21c - Kenora-Fort Frances Dike Swarm

Neo-tomesoarchean (2.5-3.4Ga)

- 15 - Granodiorite to Granite (Massive)
- 14 - Diorite-monzonite-granodiorite Suite
- 13 - Peraluminous Granitic Rocks
- 12 - Tonalite-granodiorite (Foliated to Massive)
- 11 - Tonalite-granodiorite (Gneissic to Foliated)
- 10 - Mafic-ultramafic Intrusive Rocks
- 9 - Coarse Clastic +/- Alkalic Metavolcanic Rocks
- 8 - Migmatized Supracrustal Rocks
- 7 - Metasedimentary Rocks
- 6 - Felsic-intermediate Metavolcanics Rocks
- 5 - Mafic-intermediate Metavolcanics Rocks

- Iron Formation (IF)
- Fault - (WF - Wabigoon Fault, MF - Minnis Fault)
- Subprovince Boundary
- Trans-Canada Highway
- ★ Mavis Lake/Fairservice Property
- GLB Ghost Lake Batholith

international lithium corp.
Power of Blue Sky Discoveries + Green Technology

Figure 5. Regional Geology - Dryden Area, Northwestern Ontario

Source: Map 2542, Ontario Geological Survey, 1991b.

1. Mavis Lake Pegmatite group (MPG) in the Mavis Lake area, with a 2665±10 Ma age (Smith 2001), and,

2. Gullwing-Tot Pegmatite group (GPG) in the Gullwing and Tot Lakes areas of unknown mineralization age.

The Wabigoon Fault represents a major curvilinear, southwest- to east-northeast trending regional structure, located along the southern contact of the SLD, and lies about 4.5 to 5 km south of the Mavis Lake lithium property. Beakhouse (2001) has subdivided the supracrustal units of the SLD, from north to south, into an alternating series of southward facing metavolcanics and metasedimentary rocks. These supracrustal rocks in the Mavis Lake area comprised the following sequences:

1. Brownridge sediments and volcanics in the north,

2. Thunder Lake sediments and volcanics in the middle and,

3. Highly strained Zealand sediments adjacent to the Wabigoon Fault (WF) defining the southernmost portion of the SLD.

The Minnitaki and Abram Lake greenstone belts (2745±1 to 2711 Ma) characterize the eastern SLD. Supracrustal rock sequences within this part of the domain comprise ultramafic (komatiitic) through mafic (tholeiitic, calc-alkaline, alkalic and komatiitic) and to calc-alkalic felsic volcanic rocks. Overlying metasediments are mostly clastic rocks of alluvial fan-fluvial, turbidite and platformal facies. Minor chemical sedimentary rocks are predominantly oxide-facies iron formation. All these rocks units are surrounded by external granitoid batholiths, and internally intruded by numerous variably sized sills, stocks and plutons of gabbroic and granitic compositions. Deformation and syntectonic to post-tectonic granitic plutonism occurred in the interval 2711 to 2685 Ma.

The underlying Brownridge metasediments within the Mavis Lake area are dominated by wacke with subordinate siltstone strata and have well-preserved primary structures. Structurally overlying metavolcanic rocks (Brownridge volcanics) consist of fine-grained pillowed, massive mafic lavas and medium- to coarse-grained flows and/or gabbroic sills. The upper portion of the metavolcanics tends to be variolitic, massive and pillowed mafic flows (Beakhouse, 2001).

The Thunder Lake sediments underlie the southeastern-most part of the property boundary and are similar in character to the Brownridge sediments. Quartz+/-plagioclase porphyritic felsic metavolcanic rocks (crystal tuffs?) are interlayered within sediments. The Thunder Lake

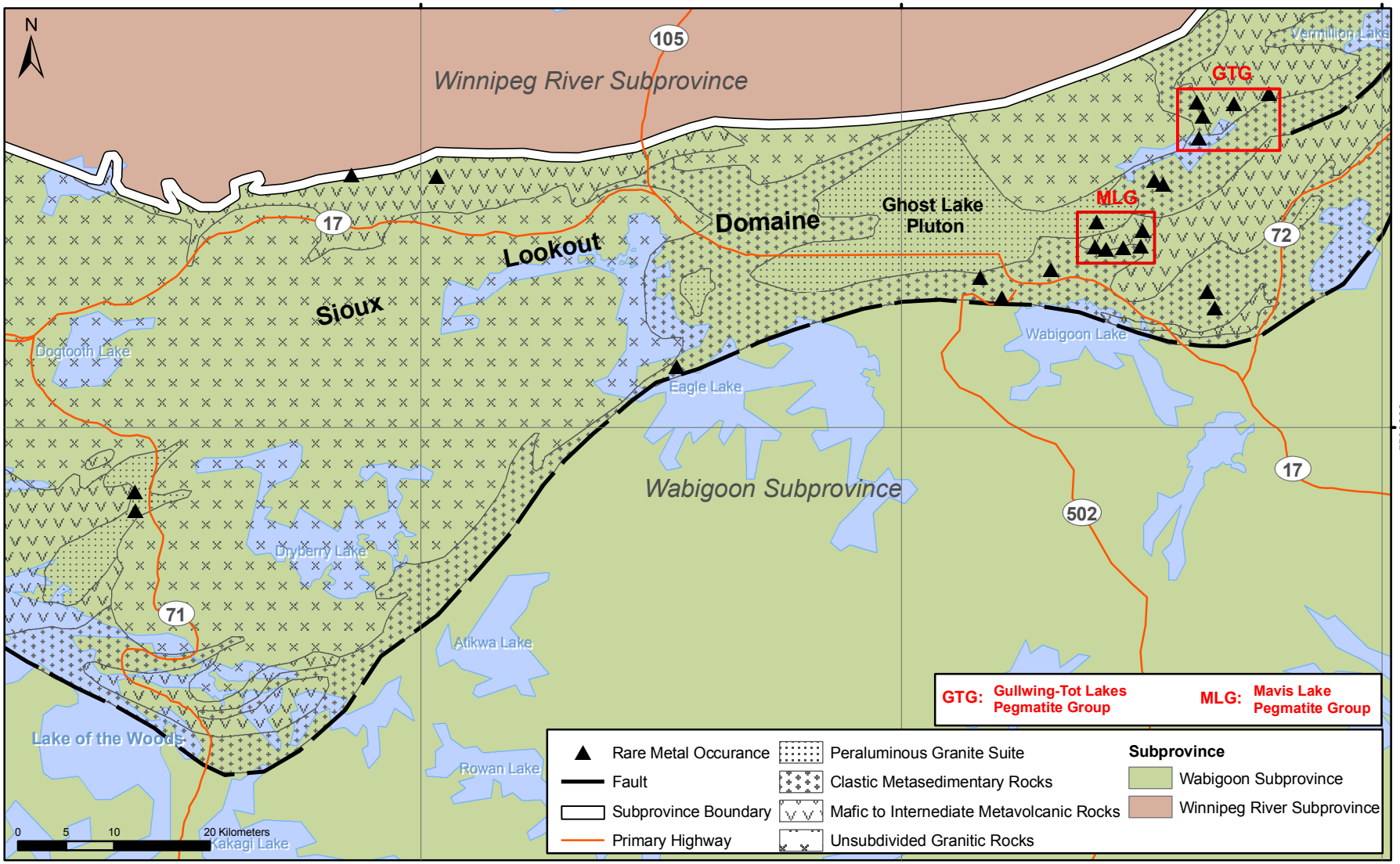

Figure 6. Rare Metal Mineralization within Peraluminous Granites and Supracaustal Sequences of the Sioux Lookout Domain, Wabigoon Subprovince

metavolcanics consist of massive to pillowed mafic flows with minor mafic to ultramafic rocks of undetermined age.

Five plutonic rock suites occur in the region (Breaks and Janes 1991): a tonalitic gneiss suite (circa 3170 million-year old); tonalite-trondhjemite-granodiorite suite (2665+/- 20 million-year old); two mica, peraluminous granite –granodiorite suite (2681+/- 20 million-year old); biotite granite-granodiorite suite (2560+/- 40 million-year old); and a mafic-ultramafic plutonic suite.

The two-mica granites are the source for rare metal pegmatites in the region, for example, the 2685 Ma Ghost Lake batholith (GLB) in the Mavis Lake area (Figure 6). The GLB is the largest (80 square km) and most fractionated of any peraluminous granite in the SLD with eight internal, subsolvus granitic and pegmatitic granite units as shown in Figure 7 (Breaks and Janes 1991, Breaks et al. 2005).

Structural data between Dryden and Sioux Lookout indicates four stages of deformation. Berger (1990) and Chorlton (1991) identified flat-lying folds (D_1) within iron formation units and associated pre-metamorphic axial planar schistosity. A second stage deformation (D_2) associated with plutonic activity, produced contact strain and thermal aureoles adjacent to plutons and subsequently developed steeply dipping foliation and aureoles with amphibolite-facies metamorphic grade. The third (D_3) stage of regional deformation interfered with D1 folds to produce complex outcrop patterns of domes and basins. The resulting northeast striking shear zones are characterized by steep dips with a southwest plunging mineral lineation. The final stage (D_4) of deformation produced continued convergence and subsequently formed the Wabigoon shear zone and its associated splays. The resultant structural complexities within the Abram and Minnitaki Lake belts, along with strong evidence of layer-parallel shearing, suggests the belts have been tectonically stacked and subsequently form repetitive volcanic and sedimentary sequences (Drost and Hunt 1997).

Mineral deposits and prospects of the Wabigoon Subprovince include volcanogenic copper-gold and zinc-copper-silver deposits within volcanic units and iron formations (Blackburn et al. 1991). Mafic and ultramafic rocks contain mineralization associated with granitic pegmatite-related rare metals, uranium and platinum group elements deposits and prospects. Gold deposits are known to be associated with shear zones, quartz-carbonate veins, and within contact strain aureoles developed around large plutons.

6.2 Property Geology

The Property is located on the north limb of a westerly plunging syncline that lies adjacent to the Thunder Lake anticline (Figures 8 and 8a - Beakhouse and Pidgeon 2003). Mafic metavolcanic and clastic metasedimentary rocks predominantly underlie the property. Intermediate to felsic volcanics occur as minor intercalations within the volcanic sequences. Intruded into these units are ultramafic dikes, small alkalic stocks and numerous granite pegmatite dikes.

6.2.1 Mafic Metavolcanic Rocks

Mafic metavolcanics are the dominant rock type on the property and stratigraphically correspond to the Brownridge volcanics. The subunits include massive, pillowed, variolitic, plagioclase porphyritic and spherulitic flows, and volcanic conglomerates, tuffs and interflow sediments.

6.2.2 Intermediate to Felsic Metavolcanic Rocks

These rocks occur as narrow, tuffaceous interbeds of dacitic chemical composition within the mafic metavolcanic rocks.

6.2.3 Clastic Metasedimentary Rocks

A thick boulder till and proglacial sand cover generally masks clastic metasedimentary rocks underlying the extreme northern and southern portions of the property. The clastic metasediments are composed of mainly wacke with minor siltstone interbeds.

6.2.4 Ultramafic to Mafic Intrusive Rocks

Two small bodies of medium to coarse-grained gabbro are located on the south-central part of the property. These rocks are likely interfingered as shallow sills with mafic volcanics though contact relationships are unclear.

6.2.5 Granitoid Stocks

Two small, moderately to weakly peraluminous granodiorite stocks have intruded the supracrustal rocks on property. The larger of the two stocks is 3.0 km long by 1.1 km wide, oblong in shape and occurs in the extreme southeast corner of the property. The second and smaller Mavis Lake stock is a round body approximately 1.0 km in diameter and largely

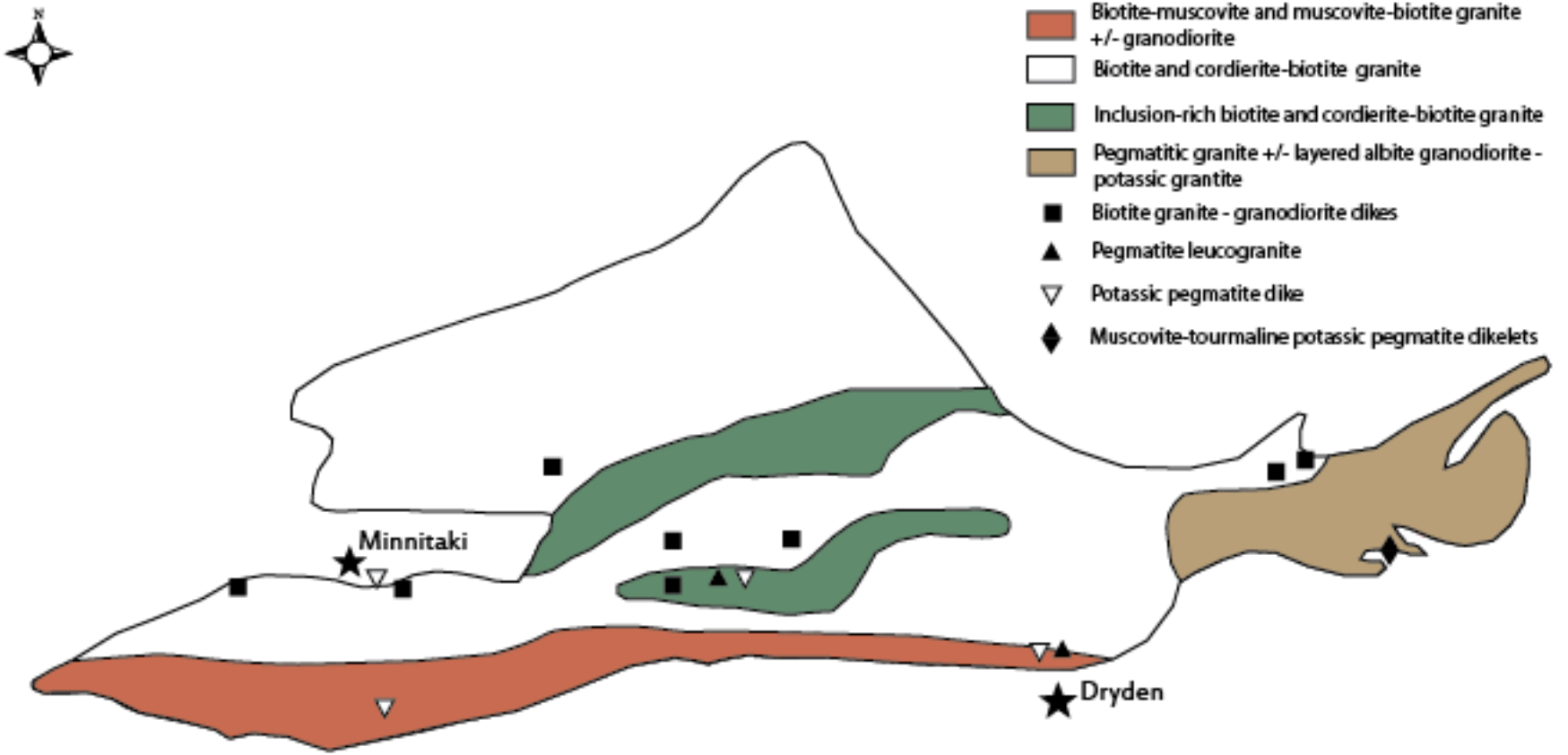

International lithium corp
Power of Blue Sky Discoveries + Green Technology

Figure 7. Internal Structure of the Ghost Lake Batholith

Source: Breaks and Janes, 1991.

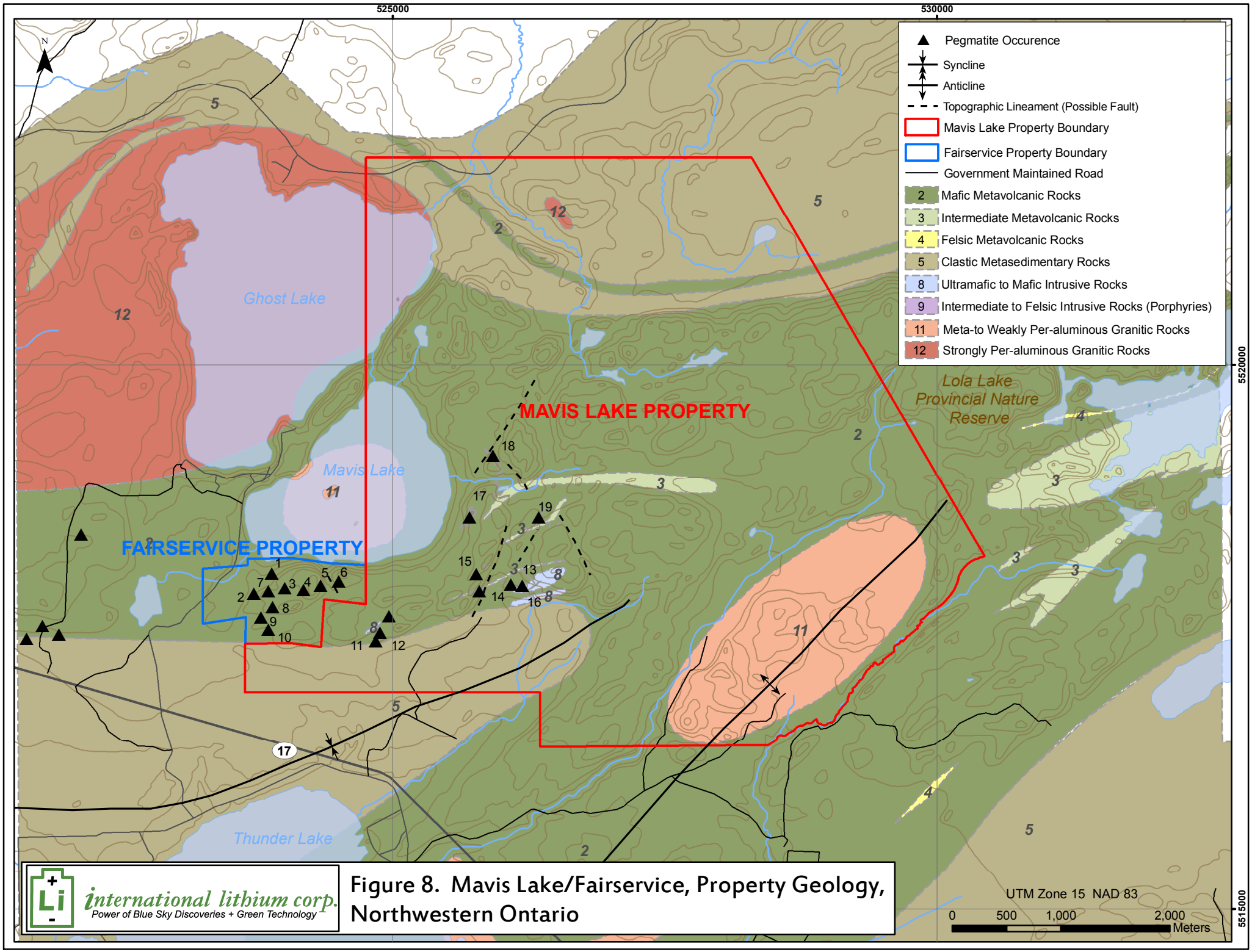

Figure 8. Mavis Lake/Fairservice, Property Geology, Northwestern Ontario

covered by Mavis Lake. A much smaller, 100 by 300 m, strongly peraluminous intrusion, possibly associated with a beryl pegmatite (Beakhouse 2001), is located at the north-central end of the property and comprises granite to granodiorite with minor pegmatite and aplite.

6.2.6 Granitic Pegmatite Dikes

Numerous granitic pegmatite dikes, ranging from the primary spodumene-bearing to albite-rich, tantalum-enriched varieties occur on the property. The dikes are generally found within the mafic metavolcanic sequences. These pegmatites are linked to Ghost Lake batholith (GLB), and a part of the Mavis Lake Pegmatite Group (MPG) of Breaks and Janes (1991). The MPG is characterized by east-trending concentration of rare elements-bearing pegmatites and related metasomatic zones.

Eleven rare metal pegmatites of this group occur on the Mavis Lake Property denoted as Pegmatites 11 through 19, including a new pegmatite named RVL that was discovered by TNR during the fall 2009 exploration program (Figures 8). These pegmatites fall into two zones according to the initial classification of Breaks (1989), based upon systematic variation in rare-element mineralogy and petrochemistry:

- Spodumene-beryl-tantalite zone (Li-Rb-Be-Ta>Nb-B)
- Albite-type pegmatite zone (Li>Rb-Be-Ta>Nb and Rb>Li-Be-Ta>Nb).

In the classification of Černý (1991) and recent revision (Černý and Ercit 2005), these pegmatites represent a mix of albite-spodumene-type, albite-type and complex-type pegmatite dikes. Pegmatites 11, 12, 17 and 18 have been classified as albite-spodumene-type (spodumene-beryl-tantalite zone) and Pegmatites 13, 14, 15, 16 and 19 as albite-type. Geochemically, all these types also belong to the LCT (Li-Cs-Ta)-geochemical-family of pegmatites (Černý 1991).

The granitic pegmatite bodies exhibit an arcuate east to northeast strike pattern around the southeast corner of Mavis Lake. Dips are generally steep to the north. Tops, determined from pillowed flows, are to the south, indicating that the north limb of the syncline has been overturned. Sets of both steep and shallow dipping joints occur throughout the property. In the western portion of the property the pegmatites appear to have an affinity for the steep dipping set, whereas in the eastern portion of the property the pegmatites tend to have shallow dips (Vanstone 1982).

7.0 Deposit Types

7.1 General

The Superior Geological Province contains more than 200 rare-element pegmatite (also termed rare metal pegmatite) occurrences that are hosted by metavolcanic (52%), clastic metasedimentary (23%), peraluminous granite plutons (20%) and tonalite to granodiorite (5%) rocks (Figure 9, Breaks et al. 2005). Genetically, these pegmatites have been linked to peraluminous, S-type, fertile parent granites and recognition of such parental granites is critical in the exploration for rare elements such as Li, Cs, Rb, Be, Ta, Nb, Ga, Tl and Ge (Breaks et al. 2005). One of the best examples of such parental granites is the Ghost Lake batholith (GLB) located adjacent to the Property area (Breaks and Moore 1992). A fertile granite is the parental granite to rare metal pegmatite dikes. Some granitic melts have the capability to initially evolve into a fertile granite pluton that subsequently produced episodes of residual melts available to migrate into the host rock via structural anisotropies and crystallize as rare-element pegmatite dikes (Breaks et al. 2003).

7.2 Genesis of Peraluminous Granite-Rare Metal Pegmatite

Pegmatite is a common plutonic rock of variable texture and coarseness that is composed of interlocking crystals of widely different sizes. They are formed by fractional crystallization of an incompatible element-enriched granitic melt. Several factors control whether or not barren granite will fractionate to produce a fertile granite melt (Figure 10, Černý 1991, Breaks 2003):

- **presence of trapped volatiles:** fertile granites crystallize from a volatile-rich melt.
- **composition of melt:** fertile granites are derived from an aluminum-rich melt.
- **source of magma:** barren granites are usually derived from the partial melting of a igneous source (I-type), whereas fertile granites are derived from partial melting of a peraluminous sedimentary source (S-type).
- **degree of partial melting:** fertile granites require a high degree of partial melting of the source rock that produced the magma.

Initially, fractional crystallization of a granitic melt will form barren granite consisting of common rock forming minerals such as quartz, potassium feldspar, plagioclase and mica. Because incompatible rare

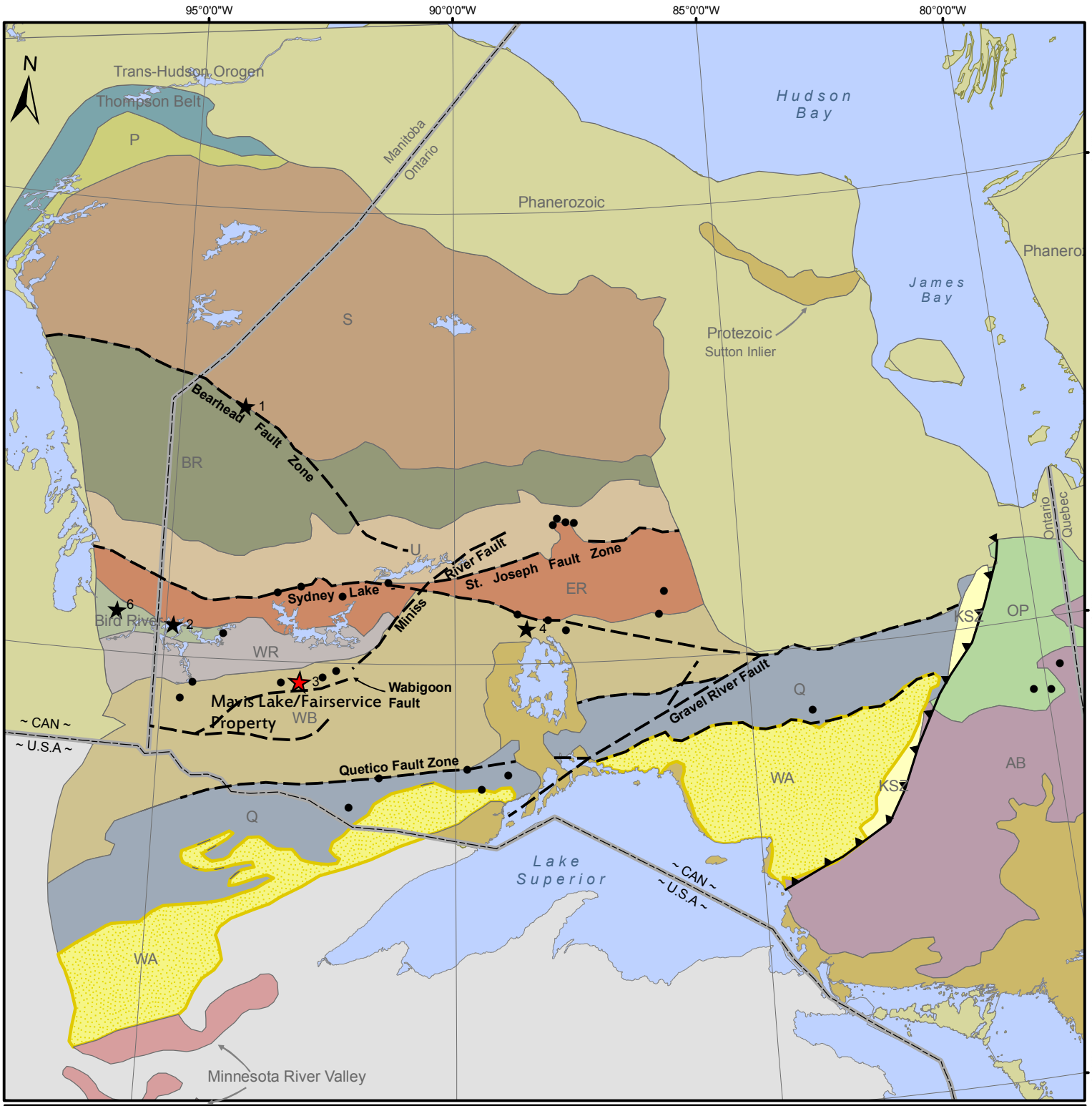

international lithium corp.
Power of Blue Sky Discoveries + Green Technology

Figure 9. Rare Metal Pegmatite Groups/Fields and Individual Occurances within the Superior Province of Ontario

Source: Breaks & Osmani 1989, Breaks et al, 2003 & 2005.

elements, such as Be, Li, Nb, Ta, Cs, B, which do not easily fit into the crystal of these common rock-forming minerals, become increasingly concentrated in the granitic melt as common rock forming minerals continue to crystallize and separate from the melt (Breaks et al. 2003). At this point, if the granitic melt is of a volatile-rich modestly peraluminous composition, then further fractional crystallization will lead to ***fertile granite*** melt enriched in incompatible rare-elements/metals. The rare metals will remain in the melt until the last possible moment when they will crystallize as pegmatitic minerals such as spodumene, petalite, tantalite, columbite, etc.

After most of the fertile granite pluton has crystallized, the residual fractionated granitic melt that remains as concentrates at the roof of the pluton, can then intrude along rheological contacts, fractures and faults into the host rocks to form pegmatite dikes. The forms of rare metal granitic pegmatite are greatly variable, and are controlled mainly by the competency of the enclosing rocks, the depth of emplacement, and the tectonic and metamorphic regime at the time of emplacement.

7.3 Regional Setting

Following geological settings of the fertile granites and related pegmatite dikes have been observed within the Superior Province (Figure 9, Breaks and Osmani 1989, Breaks et al. 2005):

- peraluminous, S-type and pegmatite granites typically occurring along or near the boundaries of high-grade (amphibolite to granulite facies).
- metasedimentary-dominant subprovinces such as the English River, Quetico and Opatica.
- fertile S-type granites situated within medium-grade (greenschist to amphibolite facies) rocks hosted within the Wabigoon Subprovince (WS) adjacent to high-grade Winnipeg River (WR) and English River (ER) subprovinces (e.g., Dryden pegmatite field, Separation Rapids pegmatite group and Aubrey pegmatites in the Armstrong field).
- rare metal pegmatites and their parental granites occurring along faulted subprovinces boundaries (e.g., "Pakeagama pegmatite group" along Bearhead Fault Zone at the Sachigo-Berens River subprovinces boundary – Osmani and Stott 1988, Osmani et al. 1989, Breaks and Osmani 1989, Breaks and Tindle 1998).

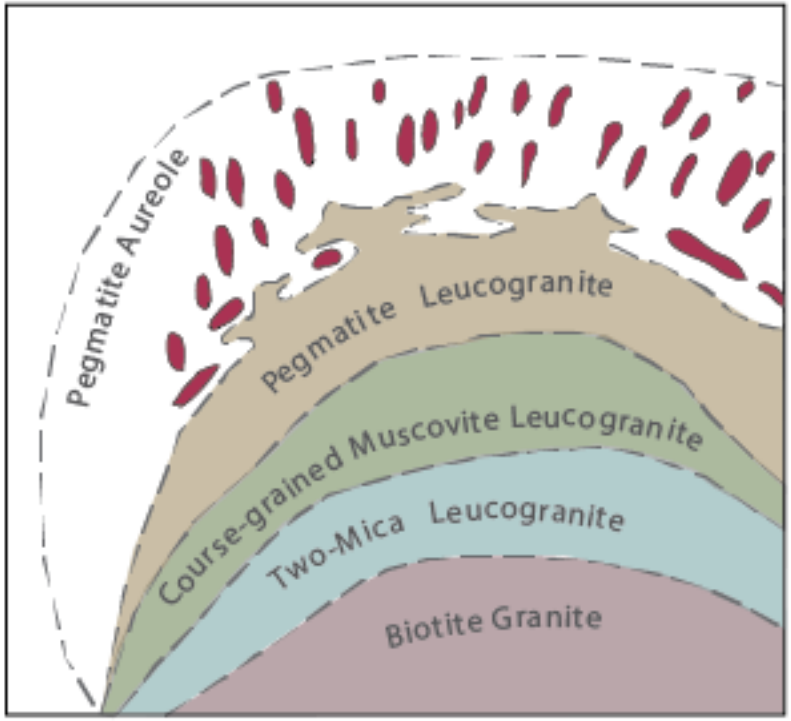

A. Schematic presentation of regional zoning in a fertile granite with an aureole of exterior lithium pegmatites.

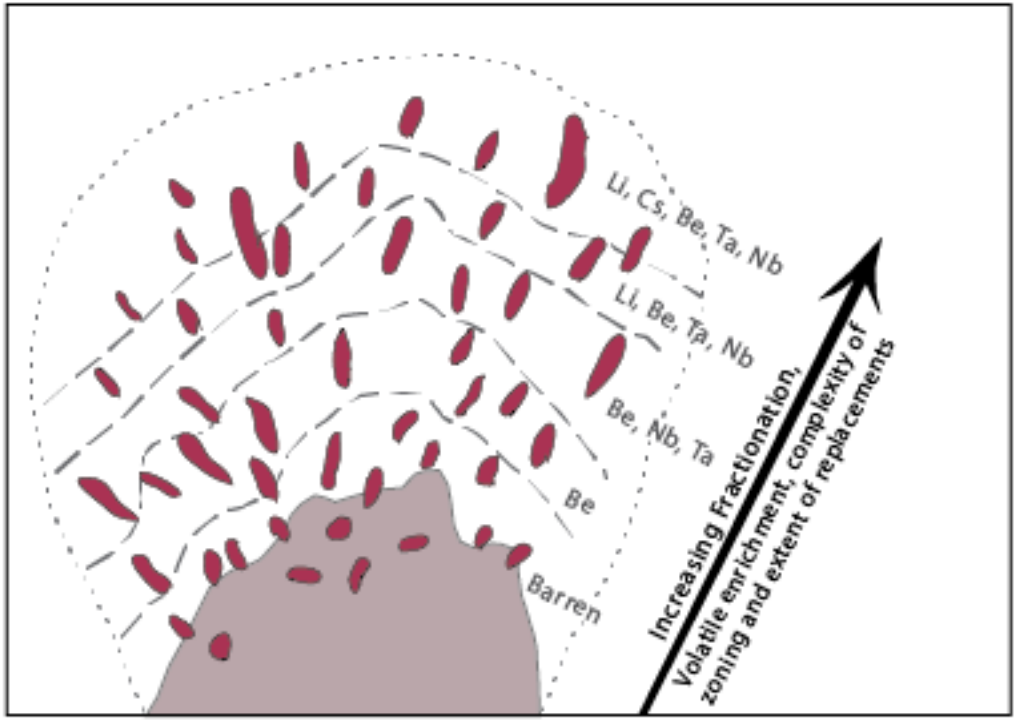

B. Schematic regional zoning in a cogenetic parent granite & pegmatite group: a model for the Mavis Lake Area. Fractionation of pegmatites increases with increasing distance from the parent granite.

international lithium corp
Power of Blue Sky Discoveries + Green Technology

Figure 10. Regional Zoning in Fertile Granites and Associated Pegmatite Dikes.

Cerny, 1991, Breaks et al. 2003.

- lithium-bearing pegmatites located within greenstone belts but are not related to high-grade metamorphic rocks or major fault systems (e.g., Raleigh Lake lithium occurrences – Breaks et al. 2005).

The rare metal pegmatites are regionally scattered throughout the boundary zone between the granitoid-dominant WR to the north and the greenstone-granite WS to the south. This 15-40 km by 250 km zone is characterized by:

1. inverted stratigraphy and out-of-sequence thrust stacking of allochthonous metavolcanic and metasedimentary assemblages, ranging in age from 2733±1 to 2703±2 Ma.

2. wide range in metamorphic grade – low to high grade.

3. zones of metasedimentary migmatite.

4. two-mica, peraluminous granite plutons distributed over 150 km.

5. a distinctive metallogeny relative the adjacent WS and WR featured by widespread lithophile metal enrichment which is in addition to rare-metal pegmatites.

7.4 Local Setting

Pegmatites of the Dryden area were initially described and named by Mulligan (1965) as the "Dryden Pegmatite Field" (DPF). The DPF has been subdivided into two distinct pegmatite populations (Figure 6 - Breaks 1989, Breaks and Janes 1991, Breaks et al. 2003, 2004):

1. Mavis Lake Pegmatite Group (MPG), and,

2. Gullwing -Tot Lakes Pegmatite Group (GTG)

These two groups are approximately 10 km apart. The MPG is linked genetically with the GLB, a late Achaean (2685 Ma), late to post-tectonic, fertile, S-type, peraluminous granite and pegmatitic granite body. According to Breaks and Janes (1991), although both MPG and GTG are hosted within amphibolitized mafic metavolcanic rocks, they differ in their respective structural settings and development processes. The GTG is a post-tectonic of no known genetic linkage with any exposed granite body in the area but contains one of the most highly evolved pegmatites in Ontario. Pollucite-bearing pegmatites occur within this group and, based on their fractionation indices, indicate extreme fractionation that compares with the Tanco pegmatite (Breaks 1989, Černý et al. 1998, Černý and Ercit 2005).

Since the pegmatites belonging to the MPG are the main objective of the current study, the dikes of this group are only discussed in this report. Detailed descriptions of GTG are contained in Breaks and Janes (1991) and Breaks et al. (2003, 2005) to which the reader is referred.

The majority of the rare metal pegmatites within the MPG strike parallel to the foliation of their host rocks and exhibit localized effects of late tectonic deformation such as weakly strained contacts, internal ductile shearing, pull-apart structures involving tourmaline and spodumene and buckling and boudinage of pegmatite granite dikes near the GLG contact (Breaks and Janes 1991). However, those pegmatites (albite-type) that are located in the outermost zone of the MPG are thought to postdate the tectonic deformation as evident by their discordant emplacement and lack of ductile deformational features.

7.5 Mavis Lake/Fairservice Deposit Model

Rare-element pegmatites of the MPG, as discussed in the preceding sections, are spatially and genetically linked with the peraluminous, S-type Ghost Lake batholith (GLB) (Breaks 1989, Breaks and Janes 1991, Breaks and Moore 1992, Breaks et al. 2003 and 2005), of which the extreme eastern end is located within the northwest corner of the Mavis Lake Property (Figure 11). This late tectonic, multi-stage, co-magmatic, subsolvus, 280 square km complex was emplaced principally into the medium and high metamorphic grade clastic metasedimentary rocks within the SLD.

The pegmatitic granite units, which occupy the eastern lobe of the Ghost Lake batholith, form a small zone (10 square km) interpreted as a cupola zone. Bulk chemical characteristics and chemical indices of these units are comparable to fertile pegmatitic granite masses in other fields (Černý and Meintzer 1988). The rare element pegmatite dikes on the Property and adjacent areas are related both spatially and genetically to this pegmatitic eastern lobe of the GLB.

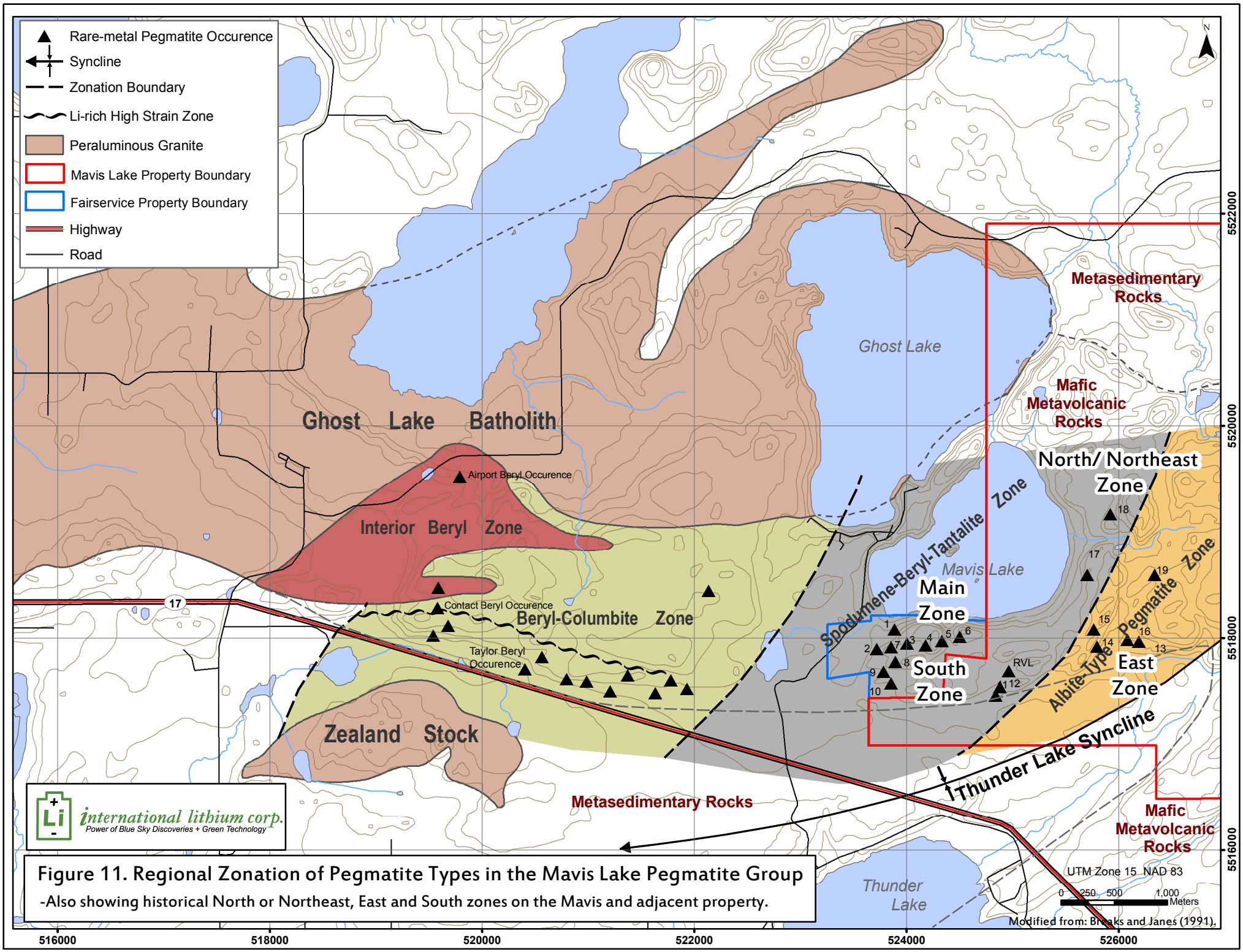

Figure 11. Regional Zonation of Pegmatite Types in the Mavis Lake Pegmatite Group

-Also showing historical North or Northeast, East and South zones on the Mavis and adjacent property.

The MPG consists of a 0.8 to 1.5 by 8 km, east trending swarm of pegmatites and related metasomatic zones hosted mostly within the mafic rocks. Pegmatites of this group exhibit a classic regional zonation with increasing distance from the parent GLB, as defined by systematic changes in mineralogy, chemical association and extent of post magmatic replacement (Figure 11). With increasing distance east from the GLB, the group exhibits the following regional disposition of pegmatite zones and distinctive petrochemistry (Breaks 1989, Breaks and Janes 1991):

1. Interior beryl zone [(Be-B- (Cs) and Rb-Be-F-Sn- (Cs-Ga-Ta>Nb)],
2. Beryl-columbite zone [(Be-B-Nb>Ta-P- (Cs)]
3. Spodumene-beryl-tantalite zone (Li-Rb-Be-Ta>Nb-B)
4. Albite-type pegmatite zone (Li>Rb-Be-Ta>Nb and Rb>Li-Be-Ta>Nb) pegmatites.

The **interior beryl zone** is 1.5 by 3.5 km area of garnet-tourmaline-muscovite-enriched pegmatitic granites within the GLB (Figure 11). This zone resides within the eastern lobe of the GLB and is characterized by sporadic green primary beryl in potassic pegmatite dykes and masses.

The **beryl-columbite zone** occurs within mafic metavolcanic country rocks adjacent to contact of the batholith. The rare-metal mineralization occurs in muscovite-tourmaline potassic pegmatites (e.g., Taylor #1 and #2 pegmatites) or in locally albitized pegmatites (e.g., Contact Beryl Occurrence). The Taylor pegmatites contain localized "emeralds" that formed adjacent to phlogopite-rich metasomatic selvedges derived from fluid interaction with the ultramafic host (peridotite sill). Brand et al. (2009) recently published a detailed account on a petrographic-mineralogical study of the emerald mineralization of the Taylor emerald occurrences.

The **spodumene-beryl-tantalite zone** occurs 2.5 to 6 km from the GLB contact. Within this zone, a swarm of spodumene-enriched pegmatites 1 to 19, plus the newly discovered RVL pegmatite by TNR in the fall 2009, extend easterly from the adjacent Fairservice claims onto the Property (Figure 11). The property currently hosts 10 such pegmatites (#11 to 19 plus RVL). Pegmatite 1 on the Fairservice property reportedly contains a resource of 500,000 tons grading 1.0% Li_2O (Storey 1990, p. 153). ***This historical resource estimate was calculated prior to the implementation of NI 43-101 standards therefore it is not current and should not be relied upon***. The QP is not able to verify the historical estimates of average grades and tonnage for the adjacent Fairservice Property. As such, these historical data are not necessarily indicative of lithium mineralization exposed on the Mavis Lake Property.

Furthermore, it is cautioned that rare-metal pegmatites of the Dryden pegmatite field adjacent to the Mavis Lake Property individually vary in terms of pegmatite type, modal mineralogy, grain size, internal zonation of rock units and Li_2O content. Therefore the lithium mineralization on the Mavis Lake Property may or may not compare with other lithium pegmatites of the area.

Besides lithium-rich spodumene pegmatites within this zone, this pegmatite also contains Ta-Nb-Sn oxide minerals such as mangano-columbite and tantalite, wodginite, tantalian rutile and cassiterite (Tindle et al. 2002). The pegmatites in the zone generally strike concordant to foliation in the host mafic metavolcanic rocks.

Albite-type pegmatite zone represents the distal zone, in which the pegmatites comprise less than 1.0m thick sheets composed of units rich in albite (sodic albite and albitite) contain fine-grained aggregates of green muscovite and albite formed after primary spodumene. Other minerals include mangano-tantalite, white beryl, fluorapatite and tourmaline of schorl and highly evolved elbaite compositions.

The rare metal pegmatites on the Property occur in a swarm of flat lying and near vertical dikes hosted within mafic metavolcanic rocks and contain some minerals identical to the Tanco deposit in southeastern Manitoba (Černý and Ercit 2005). For example, wodginite, the chief ore mineral at the Tanco deposit, also occurs in several pegmatites in the MPG (Tindle et al. 2002). On the basis of systematic changes in mineralogy, chemistry and metal association, these pegmatites are classified as **albite-spodumene-type** with beryl and tantalite, **albite-type**, and **complex-type** with lithium tourmaline, tantalite and wodginite group minerals.

The adjacent Fairservice property is dominated by east-trending albite-spodumene-type pegmatites, considered to be part of the same dike swarm as the Property pegmatites.

The pegmatites on both properties are historically correlated with a substantial lithium lithogeochemical anomaly, with a minimum length of 3.4 km and up to 700 metres wide. This anomaly was recently extended by TNR a further 1.1 km to the northeast beyond this known historical length. This lithium anomaly remains open to the east onto the Property and also is open to the west on the adjacent Brady property.

8.0 Mineralization

Rare-metal mineralization (e.g., lithium, tantalum, cesium, and rubidium) on the property occurs in granitic pegmatite and sodic aplite and albitite dikes, which are typically hosted in mafic metavolcanic rocks. These pegmatite dikes are genetically related to a parent peraluminous, S-type parent granite body (GLB), the northeastern part of which lies within the northwest corner of the Mavis Lake Property. The characteristic minerals associated with rare metal mineralization within the pegmatite and related aplite bodies are spodumene (Photo 1), tantalite, columbite and tourmaline. Holmquistite, a lithium amphibole characteristic of lithium pegmatites, occurs in altered mafic metavolcanic host rocks.

The project area covers the eastern extent of the MPG, which comprises an east trending concentration of rare metal pegmatites and related metasomatic zones. The nine known pegmatites and a newly discovered dike by TNR on the property are denoted as Pegmatite 11 through 19 and RVL, respectively (Figure 11). These pegmatites represent a mix of albite-spodumene-type, albite-type, and complex-type dikes (Breaks et al. 2003). Pegmatites 11, 12, 17 and 18 are classified as albite-spodumene-type (spodumene-beryl-tantalite zone) and from 13 to 16 plus 19 are classified as albite-type. Geochemically, these pegmatites can be classified the LCT-family of pegmatites (Černý 1991).

The spodumene-beryl-tantalite zone is defined by the initial appearance of spodumene in pegmatites of the albite-spodumene-type (Černý, 1991), which is located about 3.5 km from the GLB contact with the mafic (Brownridge) metavolcanics (Breaks and Janes 1991). Swarms of tabular pegmatites dikes, up to 10 m in thickness and 280 m in length, generally strike parallel to the foliation in the host rock. Internal zoning is indistinct to absent, for example the Pegmatite 1 on the adjacent Fairservice claims. This pegmatite contains three gradational zones of increasing content of quartz: **a)** potassic pegmatite with minor interstitial spodumene and quartz, **b)** spodumene-quartz-rich pegmatite, and **c)** a discontinuous quartz-rich core zone with minor spodumene, blocky microcline and beryl.

Pegmatite 14 is typical of the intensely albitized sheets and only ten percent of the dike contains recognizable spodumene relics. Most of Pegmatite 14 consists of 20-25% fine-grained white smoky quartz embedded in a mass of white-pink albite. Beryl occurs sporadically in Pegmatites 13, 14 and 15 as subhedral white to bluish-white crystals embedded with quartz and albite.

Photo 1 Light green blades of spodumene crystals interlocked with light pink to grey feldspar.

Intense tourmaline replacement of underlying massive mafic metavolcanics is especially conspicuous near the northwestern end of Pegmatite 16. Scheelite was identified by ultraviolet examination in vein system underlying Pegmatite 16 and in similar veins between Pegmatites 13 and 14, near the main dykes of the East Zone. In the case of Pegmatite 16, it is clear that the tungsten mineralization is genetically associated at least with the tourmaline-rich veins occurring with spodumene bearing rare element pegmatites of the East Zone (Breaks 1989).

Tantalum-, niobium- and tin-bearing minerals were confirmed in albite-type and albite-spodumene pegmatites on the Property by 106 electron microprobe analyses (Tindle et al. 2002). These minerals were verified as mangano-tantalite, mangano-columbite, ferro-columbite, cassiterite and wodginite group [Mn (Sn,Ta)Ta_2O_8].

The **North** or **Northeast Zone** comprises Pegmatites 17 and 18 that have minimum respective strike lengths of 240 m and 214 m. Pegmatite 18 consists of several *en-echelons*, stacked pegmatite sheets that strike 135^0 with variable northeast dips of 15 to 43 degrees. This attitude is

approximately normal to the regional foliation strike in the host massive to pillowed mafic volcanics.

The main primary assemblage in Pegmatite 18 consists of muscovite-tourmaline-K feldspar-albite-spodumene-quartz pegmatite, which is considerably less coarse than comparable primary assemblages from the South Zone and on the Fairservice property. Spodumene is usually light green and it ranges in abundance from 23 to 53 volume %. Beryl, columbite-tantalite, and holmquistite are sparse.

Small quantities of scheelite are disseminated within calc-silicate pods and layers in mafic metavolcanic roks situated within up to one metre from the spodumene pegmatite contact. The occurrence of axinite $(Ca,Fe,Mn)_3Al_2BO_3Si_4O_{12}OH$ in these calc-silicate domains suggests that boron was introduced from nearby albitized spodumene pegmatites.

9.0 Exploration

A drill program was conducted on the Mavis Lake/Fairservice Property between Aug.18th and September 14th 2011. A total of 20 diamond drill holes, totalling 1.753 meters, were drilled on the Mavis claims and the Fairservice leases. The drilling work was performed by Layne-Christesen Canada Ltd of Capreol, Ontario. Down hole surveys were not conducted as hole depths were quite shallow (19 holes were less than 200m) and survey readings were not deemed necessary at this stage of exploration. Drill hole positions were located using a standard handheld Global Positioning System (GPS) device with an accuracy of approximately +/- 3 metres (RMS error). The majority of the work associated with the drilling program was completed by 1 field-crew consisting of a project geologist, and a geotechnician.

9.1 2011 Diamond Drilling Program

The purpose of the 2011 drilling program was to further explore the rare metal potential of the Mavis Lake/Fairservice pegmatites by confirming historic Li_2O grades and to . The exploration program was focused upon testing approximately eight pegmatites below their surface expressions and to confirm historical grades and width. In addition, drill holes tested for subsurface continuity along strike and between pegmatite outcrops. During the 2011 drilling campaign 20 drill holes, MF11-01 through MF11-20, totalling 1753m, were drilled on the Mavis Lake claims and Fairservice leases (Figure 12). Of the 20 holes drilled, 17 intersected one or more intervals of pegmatite greater than 2 m and up to 78 m in width. The results include **1.86% Li2O over 26.25m** and **1.22% over 28.45m** in hole MF11-12, **1.83% Li2O over 8.25m** in MF11-08, **1.08% Li2O over 8.7m** in MF11-13 and **0.93% over 9m** in MF11-16.

Drill collar data from the 2011 drilling program is summarized in table 9. The statement of expenditures is compiled in table 10. Detailed drill logs and analytical certificates are attached as **Appendix 1** and **Appendix 2**, respectively.

Table 9 Summary of Drill Collar Data from the 2011 Drilling Program

Hole ID	Easting	Northing	Elevation (m)	Azi.	Dip	Length (m)
MF11-01	523836	5517575	425	10	-45	77
MF11-02	523826	5517916	431	10	-55	77
MF11-03	523928	5517910	435	10	-45	77
MF11-04	523792	5518043	423	190	-45	77
MF11-05	523842	5518015	425	10	-45	68
MF11-06	523944	5517974	436	190	-79	90
MF11-07	524123	5517913	433	190	-45	77
MF11-08	524177	5517909	432	190	-45	68
MF11-09	524223	5517897	440	190	-45	74
MF11-10	524167	5517864	436	10	-45	77
MF11-11	524352	5517878	437	0	-45	77
MF11-12	524413	5517913	429	0	-45	200
MF11-13	524413	5517913	429	0	-60	77
MF11-14	524465	5517884	444	0	-45	77
MF11-15	524424	5518014	432	0	-88	105
MF11-16	524447	5517979	446	0	-45	164
MF11-17	525763	5519137	422	10	-45	74
MF11-18	525804	5519104	422	10	-45	74
MF11-19	525840	5519141	422	10	-45	74
MF11-20	524983	5517676	422	270	-45	75

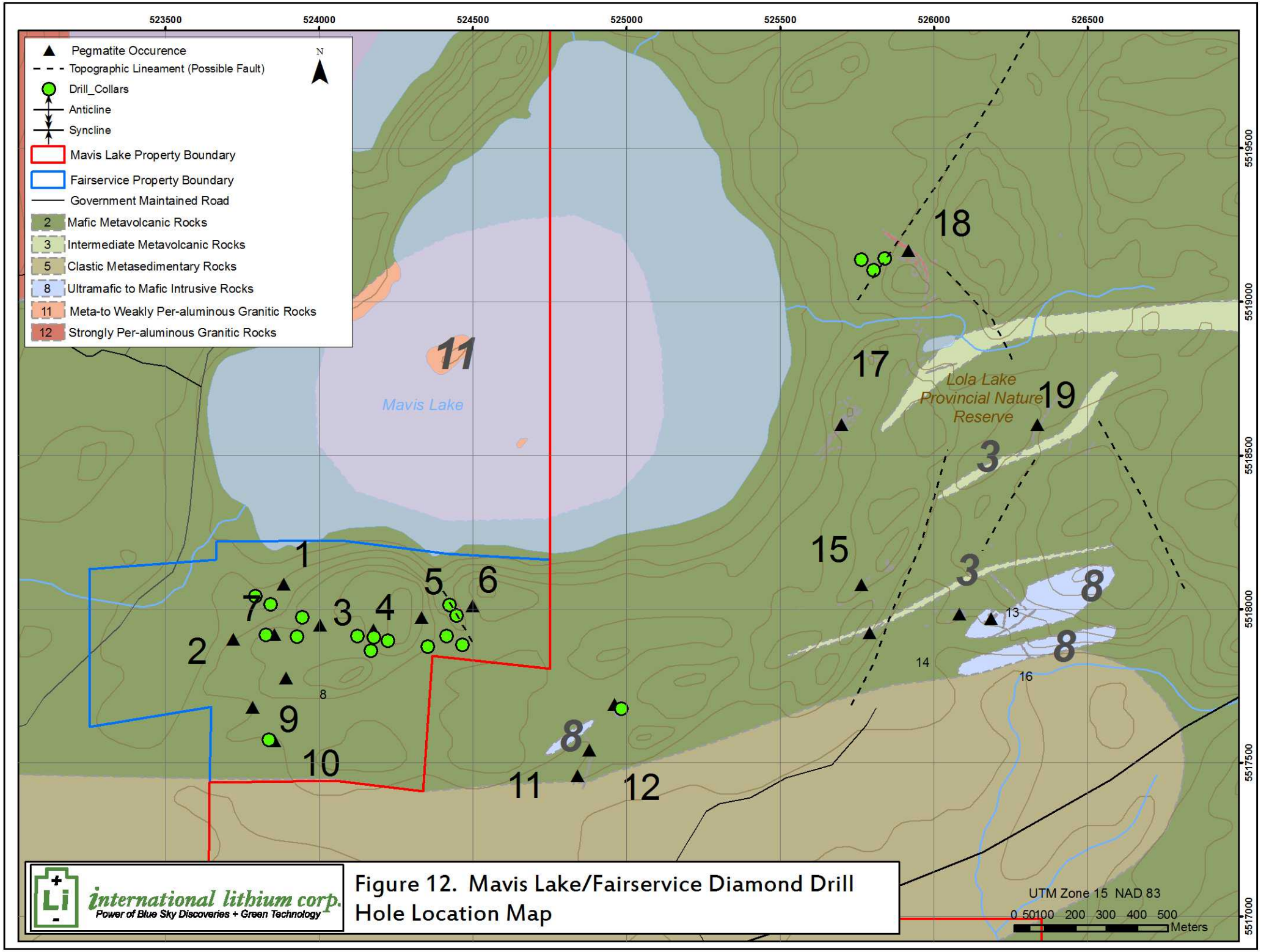

Figure 12. Mavis Lake/Fairservice Diamond Drill Hole Location Map

Table 10 2011 Statement of Eligible Assessment Expenditures

Statement of Expenditures - 2011							Total Expenditures	Eligible Expenditures
Expenses	**Work Performed**							
Drilling	Meters, consumables, work hours, charges					$271,158.01		
Geochemistry	Samples analysis, sample bags, rice bags					$19,454.50		
Geochemistry	Preparation of standard					$2,756.24		
	Subtotal					$293,368.75		
	Expenses					**Work Performed**	**$293,368.75**	**$293,368.75**
Expenses	**Associated Costs**							
Field	Field expenses and operations					$11,387.63		
Field	Core saw, water pump, field gear rental					$2,820.00		
Field	Mob/demob					$2,857.87		
	Subtotal					$17,065.50		
	Expenses					**Associated Costs**	**$17,065.50**	**$17,065.50**
Expenses	**Food and Lodging**							
Food/Lodging	Field Food and Lodging					$11,834.35		
	Office Food and Lodging					$402.25		
	Subtotal					$12,236.60		
	Expenses					**Food and Lodging**	**$12,236.60**	**$11,834.35**
Expenses	**Transportation**							
Rental	Truck rental					$11,255.19		
Fuel						$1,138.32		
Airfare	Air Canada, pacific coastal, westjet					4,068.98		
	Subtotal					$16,462.49		
	Expenses					**Transportation**	**$16,462.49**	**$12,393.51**
Professional Wages	**Field work**							
W. Kushner	15	days	@	$700.00	/day	$10,500.00		
R. Dammeier	50.5	days	@	$625.00	/day	$31,562.50		
A. Hewlett	46	days	@	$425.00	/day	$19,550.00		
M. Pickering	3.5	days	@	$550.00	/day	$1,925.00		
	Subtotal					$63,537.50		
	Wages					**Professional Wages**	**$63,537.50**	**$63,537.50**
Professional Wages	**Office work**							
J. Harrop	10	days	@	$700.00	/day	$7,000.00		
J. Harrop	4	days	@	$610.00	/day	$2,441.51		
W. Kushner	0.75	days	@	$750.00	/day	$525.00		
R. Dammeier	23	days	@	$600.00	/day	$13,800.00		
R. Dammeier	7.75	days	@	$625.00	/day	$4,843.75		
K. Shaw	1.25	days	@	$600.00	/day	$750.00		
N. Struyk	1	days	@	$600.00	/day	$600.00		
A. Byng-Hall	4	hrs	@	$50.00	/hour	$200.00		
	Subtotal					$30,160.26		
	Wages					**Professional Wages**	**$30,160.26**	**-**
						SUBTOTAL (net of HST)	**$432,831.10**	**$398,199.60**
						TOTAL EXPENDITURES	**$432,831.10**	**$398,199.60**

9.2 Results

Table 11 Significant Lithium Assay Results from the 2011 Drilling Program

Hole	From (m)	To (m)	Length*	Li2O %
MF11-01	2.2	6	3.8	0.89
MF11-05	0.9	7	6.1	1.01
MF11-07	4.1	9	4.9	1.48
MF11-08	2.25	11	8.75	1.83
MF11-09	18.85	26.65	7.8	2.58
Incl	20	25	5	3.08
MF11-11	2	6.1	4.1	1.27
MF11-12	29	33	4	1.15
And	116.95	145.4	28.45	1.22
Incl	125	141	16	1.63
And	152	178.25	26.25	1.86
MF11-13	17.1	25.8	8.7	1.08
Incl	19	24	5	1.44
MF11-14	24	27	3	2.91
MF11-15	78.4	85	6.6	1.38
MF11-16	88	97	9	0.93
Incl	89.35	94	4.65	1.23
MF11-17	31.1	39.5	8.4	0.53
MF11-19	20	26	6	0.92

In addition to encouraging Li2O results, several holes had significant Tantalum (Ta) intersections. Those intersections are summarized in table 11.

Table 12 Significant Tantalum Assay Results from the 2011 Drilling Program

Hole	From (m)	To (m)	Length*	Ta2O5 ppm
MF11-01	41.15	43.2	2.05	137
MF11-09	8.05	13.65	5.6	181
MF11-12	27.3	59.3	32	148
And	106.2	116.95	10.75	182
And	137	142.8	5.8	165
MF11-13	25.8	29.1	3.3	192
MF11-16	89.35	100.2	10.85	117

10.0 Sampling Method and Approach

Throughout the 2011 drilling program, a total of 422 core samples were taken, including 394 core sample, 8 blanks and 21 standards. Pulp duplicates were not considered essential at this early stage of exploration.

A quality-control program ensuring the best possible practice followed in sampling and analysis of the drill core. Sampling intervals were determined by changes in lithology, mineralization and alteration. Sample length typically varied between 1 and 2 metres, with samples up to 2.5 metres, and as short as 0.5 metres used sparingly. In each group of 20 samples, 1 standard was inserted and blanks were approximately 1 in every 50 samples.

Drill core was sampled by cutting the core into equal halves using a stationary rock saw at the field camp on the property near Dryden, Ontario. One half of the core was placed in a sample bag with the corresponding numbered sample tag, while the other half was retained in the core box for future reference. Samples were submitted directly to the ACTLabs prep laboratory in Dryden by employees of Coast Mountain Geological Ltd.

11.0 Sample Preparation, Analyses, and Security

Samples from the 2011 program were prepared and analyzed by Activation Laboratories Ltd of Ancaster, Ontario.

Multi-element ICP (ACTLabs Code8-1F2) was carried out on all samples using four acid near total digestion with ICP-AES determination for 36 elements (Appendix 3). Selected samples were also analyzed using ACTLabs Code UT-7 (sodium peroxide fusion digestion followed by ICP +ICP/MS analysis) which includes Ta and other rare metals not included in the previous method.

11.1 Activation Laboratories

Activation Laboratories' Quality System is accredited to international quality standards through International Organization for Standardization /International Electrotechnical Commission (ISO/IEC) 17025 (ISO/IEC 17025 includes ISO 9001 and ISO 9002 specifications) with CAN-P-1758 (Forensics) and CAN-P-1579 (Mineral Analysis) for specific registered tests by the Standards Council of Canada.

Activation Laboratories Ltd is considered by the authors to be an industry leader and accordingly we have confidence of high industry standards with respect to handling, preparation, analysis, and security methodology. Activation Laboratories employ a stringent system of quality control by insertion of blanks, pulp duplicates of samples collected and international reference standards in a given lot of submitted material.

11.2 Certified Reference Material

Certified reference materials (other than those already used by laboratories for internal control) for lithium, tantalum and other rare metals are difficult to source. During the 2011 field season a selection of larger samples were collected from pegmatites in the property with the purpose of developing a certified reference material suitable for use at the Property. These samples were approximately 10 kg each after hand selecting pieces and were submitted for laboratory analysis. On receipt of the results a blend of samples was designed to result in a combined mixture with lithium and tantalum grades that could be used for a certified reference material. Perpetration of the homogenized mixture and supervision of the round-robin analysis was undertaken by CDN Resource Laboratories. Certification of the reference material was conducted by Smee & Associates Consulting Ltd. Laboratories used a combination of four acid digestion and peroxide fusion in their analyses.

The standard, identified as MF-1, has been certified as containing 8124 ppm Li, with between lab 2SD of 947 ppm Li for four acid digestion, and 8175 ppm Li, with between lab 2SD of 548 ppm Li for fusion digestion. A provisional mean of 127 ppm Ta, with between lab 2SD of 13 ppm for fusion digestion was also determined.

11.3 Sample Security

At the end of each day, samples were brought back to camp and stored in the secure crew accommodation in Dryden, Ontario. All samples were packed and readied for shipping on site by the field crew under the supervision of the project geologist and geological technician (Rod Dammeier and Andrew Hewlett). Samples were delivered by a crewmember to the Greyhound depot in Dryden, Ontario. To the authors' knowledge, laboratory sample pulps, rejects and assay certificates are kept in secure locations for future reference, security and legal requirements.

12.0 Data Verification

Historical data from Lun-Echo Gold Mines, Selco Mining Corporation, Tantalum Mining Company of Canada and Corona Gold Corporation has been incorporated into this report. The historical data reviewed and used are referenced and considered by the authors to represent the best standards and practices of the industry at the time.

13.0 Adjacent Properties

There are no past or presently producing rare metal mines in the area, although there are several occurrences/showings of merit on mineral properties in the area held by other individuals and mining/exploration companies. A lithium deposit, containing a historical **(non-NI 43-101 compliant)** resource of 500,000 tons @ 1.0% Li_2O, occurs on the adjacent Fairservice mining leases (Storey 1990, p. 153). ***This historical resource estimate was calculated prior to the implementation of NI 43-101 standards therefore it is not current and should not be relied upon***. The QP is not able to verify the historical estimates of average grades and tonnage for the adjacent Fairservice property and that on the Tanco Pegmatite also situated within the Superior geological province. As such, these historical data are not necessarily indicative of lithium mineralization exposed on the Mavis Lake Property. Furthermore, it is cautioned that rare-metal pegmatites of the Dryden pegmatite field adjacent to the Mavis Lake/Fairservice Property individually vary in terms of pegmatite type, modal mineralogy, grain size, internal zonation of rock units and Li_2O content and therefore the lithium mineralization on the Mavis Lake/Fairservice Property may or may not compare with other lithium pegmatites of the area.

The style and setting of the rare metal mineralization on the Property is almost identical to the Fairservice mining leases. On both properties, the rare-metal mineralization, which is associated with albite-spodumene- and albite-type pegmatites with lithium, tantalum and beryllium, is genetically linked with the parent, peraluminous, S-type, Ghost Lake batholith (GLB). The pegmatites on both properties occur as swarm of flat-lying and near vertical dikes hosted mostly by the mafic metavolcanic country rocks.

Other granite pegmatite-associated mineralization, such as the 'emerald' and 'tungsten' occur 5-7 km west of the Property. These occurrences are hosted within the mafic metavolcanic host rocks near the GLB contact. The emerald/green beryl mineralization, popularly known as the "Taylor Emerald occurrence", occurs within intensely metasomatized pegmatites along the contact with a meta-ultramafic unit.

D. Petrunka discovered tungsten mineralization near Sharpe Lake in the late 1960s, which was later evaluated by Noranda Mines Limited. In 1982 Sanmine Exploration Inc. explored the Petrunka showing and adjacent area by extensive trenching and diamond drilling programs. The main showing revealed a historical value of 0.095 wt% WO_3 over 3.5 metres (Breaks and Janes 1991).

Other significant rare metal mineralization occurs in the Gullwing and Tot lakes areas, located about 10-15 km northeast of the Property. The rare metal pegmatites, which occur as clusters in this area, have been named the "Gullwing-Tot lakes pegmatite group (GTG) by Breaks and Janes (1991). In addition to rare metal mineralization, such as Li, Ta, Cs and Rb, some of the pegmatites of this group are also mineralized with molybdenum (Mo), copper (Cu) and bismuth (Bi).

14.0 Interpretation and Conclusions

Rare-metal mineralization in the Superior Province is spatially associated with peraluminous, two-mica, granitic and pegmatitic plutonic complexes that were derived through partial melting of a clastic metasedimentary progenitor followed by substantial geochemical evolution of the derivative granitic melts (Breaks et al. 2005). The Mavis Lake pegmatite group in the Dryden field provides one of the best examples of a genetic linkage between peraluminous S-type granites and rare-metal mineralization in northwestern Ontario (Breaks and Moore 1992; Breaks et al. 2005).

The Mavis Lake pegmatite group, the eastern part of which is the focus of current exploration efforts of the company, additionally provides a good example of regional zonation amongst constituent members of pegmatite types and subtypes of the LCT-geochemical family of Černý (1991). A progressive evolution in degree of geochemical fractionation and mineral assemblages of these pegmatite types and subtypes with respect to increasing distance from the contact of the parent fertile granite is well documented (Breaks 1989; Breaks and Moore 1992):

Beryl-bearing pegmatitic granite units in the GLB →external beryl-type pegmatite zone→albite-spodumene-type pegmatite zone→albite-type pegmatite zone.

The albite-spodumene-type pegmatites contain the highest concentration of lithium of any pegmatite type and these large tabular bodies can achieve dimensions up to 90 metres in thickness and 1 kilometre in strike length (Černý 1989a). Historical measured plus indicated reserves can total up to 26 million tonnes grading 0.7% wt Li_2O as documented at the Kings Mountain deposit in the tin-spodumene belt

of North Carolina that was formerly mined by Foote Minerals Company (Kunasz 1982). This deposit was mined for chemical and ceramic spodumene, and mixed feldspar, quartz and mica products.

Pegmatite 18 represents the largest example of this type on the property, and occurs as a system of stacked, flat-lying, en-echelon pegmatite sheets with a minimum strike length of 240 m and thickness of least 2.5 m for the largest sheet. This pegmatite is open in all directions.

Albite-type pegmatites are considerably scarcer in the geologic record but represent extremely evolved systems (Černý 1989a) that may contain economically important tantalum concentrations. Examples include the Wodgina Main Lode and Mount Cassiterite deposits of Western Australia that respectively have historical proven and probable reserves of 0.402 Mt @ 0.128 wt.% Ta_2O_5 and 63.5 Mt @0.037 wt.% Ta_2O_5 (Fetherston 2004). The QP is not able to verify the historical estimates of average grades and tonnage for the Wodgina Main Lode and Mount Cassiterite deposits. As such, these historical data are not necessarily indicative of tantalum mineralization exposed on the Mavis Lake Property. Furthermore, it is cautioned that rare-metal pegmatites of the albite-type situated elsewhere, as at the Wodgina Main Lode and Mount Cassiterite deposits, may individually vary in terms of modal mineralogy, grain size, internal zonation of rock units and Li_2O and Ta_2O_5 contents. Therefore mineralization on the Mavis Lake/Fairservice Property may or may not compare with deposits at the Wodgina Main Lode and Mount Cassiterite.

A swarm of these pegmatites occurs within a minimum area of 500 by 800 m on the Property and consist of sodic aplite and albitite mineralized with tantalite, columbite, wodginite, white beryl and local green lithium tourmaline and amblygonite-montebrasite series minerals. TNR has recently documented maximum levels of Ta_2O_5 (1349 ppm), Cs_2O (1537 ppm) and Rb_2O (1.0 wt. %) on the property to date in northwestern Ontario (TNR Gold Corp. News-Release - December 9, 2009). These rock types can also occur in highly fractionated, complex-type, petalite-subtype pegmatites as exemplified by the Tanco deposit in southeastern Manitoba where the tantalum mineralization is associated in part with layered to massive sodic aplite (Černý 1991; Černý 2005).

Intense alteration of the mafic metavolcanic host-rocks due to interaction with pegmatite-forming fluids led to pervasive tourmaline and anomalous bulk rock concentrations of Li, Rb, and Cs within an extensive geochemical anomaly. This anomaly can be traced at least 7 km through the entire regionally zone progression of pegmatite zones in the MLG and varies in 100-700 m in breadth extent. Within the beryl-type pegmatite zone situated to the west of the company's property, the lithium

dispersion zones within the Brownridge metavolcanics are related to holmquistite-bearing, lithium-rich high strain zones with albitites and also to sheets of tourmalinite where Li and Cs values up to 1820 ppm and 332 ppm, respectively, were documented (Breaks and Janes 1991, Anthony 2004).

The Property, which contains a swarm of albite-spodumene- and albite-type pegmatites with potential for lithium and tantalum mineralization, requires further delineation for both surface and blind rare-metal pegmatite bodies.

It is concluded that a systematic approach of exploration, which comprises rare-metal lithochemistry (Li, Cs and Ta) in the host Brownridge metavolcanic rocks coupled with geological and structural mapping and definitive mineralogical work in the rare-metal pegmatites bodies, be continued. This is particularly important with respect to the highly evolved albite-type pegmatites as the fine grain size has likely resulted in these pegmatites being completely overlooked in the historical exploration work.

15.0 Recommendations

Based upon the positive exploration results achieved by the Company to date, a $527,000 exploration program is recommended in order to further evaluate the potential for lithium, tantalum and other rare metals (Cs, Rb) on the Property:

1. Further GIS compilation of historical drilling and if needed site visits to locate mining claim survey pins used as references in historical drilling maps. This should be conducted prior to the next drilling phase to maximize the value of historical drilling in building a structural and 3D model of the pegmatites.

2. Given that the location of the widest intercepts lack surface expressions, a review of historical geochemical surveys is recommended. This should be followed by closely spaced sampling along lines perpendicular to the pegmatite trend.

3. A follow-up diamond drilling program, totaling 2000 metres, is recommended to infill, extend laterally and to depth the mineralized pegmatites currently identified.

4. At least one or two holes should be allocated to clarify the orientation and extension of the wide intersections encountered in MF-11-12.

15.1 Preliminary Budget

In order to implement recommendations made in the preceding section, the following estimated preliminary budget is recommended for advancing the property toward the next level.

GIS data Compilation (10 days)	$6,000
Geochemical Soil Survey (selected areas)	$25,000
Diamond Drilling (2000m)	$300,000
Geological services and consulting	$60,000
Supervision	$10,000
Meals and Accommodation	$15,000
Transportation (Vehicles & Airfares), Fuel and Supplies	$18,000
Geochemical Analysis (assay/whole rock)	$25,000
Petrography and Electron Microprobe	$5,000
Report and Data Analysis	$15,000
Subtotal	479,000
Contingency (10%)	$48,000
Total	***$527,000***

16.0 References

Anthony, E.G.
2004: Report on geological mapping of the Ghost Lake rare metals property of Houston Lake Mining Inc.; Assessment File #2.27634, 28p. Accompanied with Appendices.

Brand, A., Groat, L.A, Linnen, R.L., Garland, M.I., Breaks, F.W. and Guiliani, G.
2009: Emerald mineralization associated with the Mavis Lake pegmatite group, near Dryden, Ontario; The Canadian Mineralogist, Vol. 47, 315-336.

Beakhouse, G.P.
1989: The Sioux Lookout Terrane: an imbricate thrust stack related to a 2.71 Ga arc-continent collision; Geological Association-Mineralogical Association of Canada, Program with Abstracts, vol. 14, p. A35-36.

1991: Winnipeg River Subprovince; Geology of Ontario, Ontario Geological Survey, Special Volume 4, Part 1, p.279-301.

2001: Precambrian Geology of the Thunder Lake Segment, Wabigoon Area; *in* Summer of Field Work and Other Activities, 2001, Ontario Geological Survey, Open File Report 6070, p.15-1 to 15-6.

2002: Precambrian geology of the Wabigoon area; *in* Summary of Field Work and Other Activities, 2002, Ontario Geological Survey, Open File Report 6100, p. 10-1 to 10-6.

Beakhouse, G.P. and Pigeon, L.
2003: Precambrian Geology of the Thunder Lake Area; Ontario Geological Survey, Preliminary Map P.3529, Scale 1:20, 000.

Berger, B.R.
1990: Precambrian geology of Laval and Hartman townships; Ontario Geological Survey, Report 272, 74p.

Blackburn, C.E., Johns, G.W., Ayer, J. and Davis, D.W.
1991. Wabigoon subprovince; *in* Geology of Ontario, Ontario Geological Survey Special Volume 4, Part 1, p. 303-381.

Breaks, F.W.
1980: Lithophile mineralization in northwestern Ontario: rare-element granitoid pegmatites; p. 5-9 *in* Summary of Field Work and other activities,

1980, by the Geological Branch, Ontario Geological Survey, Miscellaneous Paper 96.

Breaks, F.W.
1989: Origin and evolution of peraluminous granite and rare element pegmatite in the Dryden area of northwestern Ontario; Unpublished Ph.D. thesis, Carleton University, Ottawa, Ontario, 549p.

1991: The English River Subprovince; *in* Geology of Ontario, Ontario Geological Survey, Special Volume 4, p. 230-278.

Breaks, F.W. and Janes, D.A.
1991: Granite-related mineralization of the Dryden area, Superior Province of northwestern Ontario; Geological Association-Mineralogical Association of Canada-Society of Economic Geologists, Joint Annual Meeting 1991, Field Trip B7-Guidebook, 71p.

Breaks, F.W. and Kuehner, S.
1984: Precambrian geology of the Eagle River-Ghost Lake area, Kenora District; Ontario Geological Survey, Map P.2623, Scale 1:31 680.

Breaks, F.W. and Moore, J.M., Jr.
1992. The Ghost Lake batholith, Superior Province of northwestern Ontario: a fertile, perluminous, granite-rare-element pegmatite system; The Canadian Mineralogist, Vol. 30, 835-876.

Breaks, F.W. and Osmani, I.A.
1989: The peraluminous granite-rare element pegmatite association in the northwestern Superior Province; presentation and Abstract, Ontario and Mines Minerals Symposium, Toronto, Ontario, December 1989.

Breaks, F.W. and Tindle, A.G.
1997: Rare element exploration potential of the Separation Lake area: An emerging target for Bikita-type mineralization in the Superior Province of northwest Ontario, Ontario; Ontario Geological Survey, Open File Report 5966, 27p.

Breaks, F.W., Bond, W.D., Westerman, C.J. and Harris, N.
1976: Operation Kenora-Ear Falls, Dryden-Vermillion Bay Sheet, District of Kenora, Ontario Division of Mines, Preliminary Map P.1023, Scale 1:63 360.

Breaks, F.W., Bond, W.D., and Stone, D.
1978: Preliminary geological synthesis of the English River Subprovince, Northwestern Ontario, and its bearing upon mineral exploration; Ontario Geological Survey, Misc. Paper 72, 54p.

Breaks, F.W., Tindle, A.G. and Smith, S.R.
1998: Rare-metal mineralization associated with the Berens River-Sachigo subprovincial boundary, northwestern Ontario: discovery of a new zone of complex-type, petalite-subtype pegmatite and implications for future exploration; p.162-182 *in* Ontario Geological Survey, Miscellaneous Paper 169.

Breaks, F. W., Selway, J.B., and Tindle, A.G.
2003: Fertile peralumionus granites and related rare-element mineralization in pegmatites, Superior Province, Northwest and Northeast Ontario: Operation Treasure Hunt; Ontario Geological Survey, Open File Report 6099, 179p.

Breaks, F. W., Selway, J.B., and Tindle, A.G.
2005: Fertile peraluminous granites and related rare-element mineralization in pegmatites, Superior Province of Ontario; *in* Linnen, R.L. and Samson, I.M., *editors*, Rare-element Geochemistry and Mineral Deposits, Geological Association of Canada, GAC Short Course Notes 17, p. 87-125.

Černý, P.
1989a: Characteristics of pegmatite deposits of tantalum; p. 195-239 *in* P. Moller, P. Černý and F. Saupe (editors), Lanthanides, Tantalum, and Niobium, Springer-Verlag, New York.

1989b: Exploration strategy and methods for pegmatite deposits of tantalum; p. 274-302 *in* P. Moller, P. Černý and F. Saupe (editors), Lanthanides, Tantalum, and Niobium, Springer-Verlag, New York.

1991: Rare-element granitic pegmatites: Part I, anatomy and internal evolution of pegmatite deposits; Geoscience Canada, V. 18, No. 2, p.49-67.

2005: The Tanco rare-element pegmatite deposit, Manitoba: regional context, internal anatomy, and global comparisons; *In* Linnen, R.L. and Samson, I.M., *editors*, Rare-element Geochemistry and Mineral Deposits, Geological Association of Canada, GAC Short Course Notes 17, p. 127-158..

Černý, P. and Ercit, T.S.
2005: Classification of granitic pegmatites revisited; The Canadian Mineralogist, vol. 43, no.6, 2005-2026.

Černý, P. and Meintzer, R.
1988: Fertile granites in the Archean and Proterozoic fields of rare-element pegmatites: crustal environment, geochemistry and petrogenetic relationships; *in* R.P. Taylor and D.F. Strong (editors), Recent Advances in the Geology of Granite-Related Mineral Deposits, The Canadian Institute of Mining and Metallurgy, Special Publication 39, p. 176-206.

Černý, P., Ercit, T.S. and Vanstone, P.J.
1998: Mineralogy and petrology of the Tanco rare-element pegmatite deposit, southeastern Manitoba, International Mineralogical Association, 17th General Meeting Toronto 1998, Field Trip Guidebook B6, 74p.

Chorlton, L.
1991: Geological history of the Sandybeach Lake area, Sioux Lookout-Dinorwic Belt, Wabigoon subprovince and its implications for gold exploration; Ontario Geological Survey, Open File Report 5752, 199p.

Drost, A.P. and Hunt, D.
1997: Geological Report on the Corona Gold Corporation on the Troutfly (Brownridge) Gold Property.

Fetherston, J.M.
2004. Tantalum in Western Australia; Western Australia Geological Survey, Mineral Resources Bulletin 22, 163 p.

Grant, J.C.
1997: Geophysical Report for Corona Gold Corporation on the Ghost Lake Property, Brownridge Township, Kenora Mining Division, Northwestern, Ontario.

Kunasz. I.
1982: Foote Mineral Company-Kings Mountain Operation, p. 505-511 *in* Černý, P. (editor), Granitic Pegmatites in Science and Industry, Mineral Association of Canada, Short Course Handbook, Volume 8, 545p.

Lashbrook, R.
2002: A line cutting and geophysical Report for Houston Lake Mining Inc. on the "Ghost Lake Property" Dryden, Ontario, report prepared for Houston Lake Mining.

Mowat, A.J.
2003: Report on the Brownridge Property, Brownridge Township Kenora, Brownridge Township, Kenora Mining Division-10, Ontario (NTS 52F/15 SE); report prepared for Emerald Fields Resources Corporation, Assessment File #2.26209.

Moorhouse, W.W.
1941: Geology of the Eagle Lake area, Kenora District; Ontario Department of Mines, Annual Report for 1939, vol. 48, pt.4, p.1-31.

Mulligan, R.
1965: Geology of Canadian lithium deposits; Geological Survey of Canada, Economic Geology Report 21, 131p.

Ontario Geological Survey
1991a: Bedrock geology of Ontario, explanatory notes and legend; Ontario Geological Survey, Map 2545, scale 1:5 000 000.

1991b: Bedrock geology of Ontario, west-central sheet; Ontario Geological Survey, Map 2542, scale 1:1 000 000.

1997: Ontario airborne magnetic and electromagnetic surveys, processed data and derived products: Archean and Proterozoic greenstone belts – Dryden area; ERLIS DATA Set 1016.

2001: Ontario airborne geophysical surveys – magnetic and electromagnetic data – Stormy Lake area; ERLIS DATA Set 1017.

Osmani, I.O. and Stott, G.M.
1988: Regional scale shear zones in Sachigo Subprovince and their economic significance; p. 53-67 *in* Summary of Field Work and other Activities 1988, Ontario Geological Survey, Miscellaneous Paper 141.

Osmani, I.A., Stott, G.M., Sanborn-Barrie and Williams, H.R.
1989: Recognition of regional shear zones in south-central and northwestern Superior Province of Ontario and their economic significance; *In* Mineralization and Shear Zones, editor: Bursnall, J.T., Geological Association of Canada, Short Course Notes Volume 6, p. 199-218.

Pryslak, A. P. and Hutton, D.A.
1980: Exploration for the Tantalum potential of the Mavis Lake pegmatites: Lithium lithochemical survey on Fairservice Option; report prepared for Selco Mining Corporation Limited, Assessment File #2.3306, 5p. Accompanied with Appendices.

Pye, E.G.
1956: Lithium in northwest Ontario; Canadian Mining Journal, vol.77, 73-75.

Roy, D. and Trinder, I.D.
2008: Report on the Goliath Project, Kenora Mining Division, Northwestern Ontario, Canada; a NI43-101 report prepared by A.C.A. Howe International Limited for Treasury Metals Incorporated, 56p.

Satterly, J.
1943: Geology of the Dryden-Wabigoon area, District of Kenora; Ontario Department of Mines, Annual Report for 1941, v. 50, pt. 2, 57p.

Selway, J.B., Breaks, F.W. and Tindle, A.G.
2005: A review of rare-element (Li-Cs-Ta) pegmatite exploration techniques for the Superior Province, Canada, and large worldwide tantalum deposits; p. 1-30, *in* J. Selway and R. Linnen (editors), Rare-Element Mineralization in Granitic Pegmatites, Special Issue Exploration and Mining Geology, Vol. 14, Nos. 1-4.

Smith, S.R.
2001. Geochronology and geochemistry of rare-element pegmatites from the Superior Province of Canada; unpublished Ph.D thesis, The Open University, Milton Keynes, United Kingdom, 261 p.

Storey, C.C.
1990: An evaluation of the industrial mineral potential of parts of the districts of Kenora and Rainy River; Ontario Geological Survey, Open File Report 5718, 259p.

Tindle, A.G., Selway, J.B. and Breaks, F.W.
2002. Electron microprobe and bulk analyses from fertile peraluminous granites and related rare-element pegmatites, Superior Province of northwest and northeast Ontario; Ontario Geological Survey, Miscellaneous Release-Data 111. Available for free download at http://www.geologyontario.mndmf.gov.on.ca/

Vanstone, P.J.
1982: Mavis Lake Claim Group: Report on the Magnetometer Survey; Tantalum Mining Corporation of Canada, Assessment File #2.5478, accompanied with Appendices.

Vanstone, P.J.
1983: Mavis Lake Claim Group: Report on the Lithogeochemical Survey; Tantalum Mining Corporation of Canada, Assessment File #63.4148, 9 p. accompanied with Appendices.

17.0 Appendix 1 – 2011 Diamond Drill Hole Logs

Mavis-Fairservice Drillhole Sample Intervals with Results

Hole	Sample	From_m	To_m	Length_m	Description	Lith	Ag_ppm	Al_%	As_ppm	Ba_ppm	Be_ppm	Bi_ppm	Ca_%	Cd_ppm	Co_ppm	Cr_ppm	Cu_ppm	Fe_%	Ga_ppm	Hg_ppm	K_%	Mg_%	Li_ppm	Li2O_%	Li2O_%	(m)
MF11-01	1033001	2.20	3.00	0.80	CG Pegmatite	Peg	-0.3	3.95	7	109	223	8	0.39	-0.3	-1	6	2	0.49	66	-1	1.2	0.03	4530	0.98		
MF11-01	1033002	3.00	4.10	1.10	CG Pegmatite	Peg	-0.3	4.33	4	-7	182	6	0.18	-0.3	-1	51	3	0.39	71	-1	1.1	0.01	4780	1.03		
MF11-01	1033003	4.10	5.00	0.90	Mafic Meta-Volcanic	MV	-0.3	4.11	5	36	3	-2	5.58	0.6	49	71	99	9.64	26	-1	0.5	2.79	3190	0.69		
MF11-01	1033004	5.00	6.00	1.00	Mafic Meta-Volcanic	MV	-0.3	3.9	6	501	3	-2	4.84	1	52	130	196	11.8	23	-1	1	3.01	3000	0.65	0.84	3.80
MF11-01	1033005	29.90	30.40	0.50	CG Pegmatite	Peg	-0.3	4	6	129	73	-2	3.59	0.3	31	12	77	5.73	39	-1	1.1	1.53	359	0.08		
MF11-01	1033006	41.15	42.00	0.85	CG Pegmatite	Peg	-0.3	4.06	-3	67	259	3	1.39	1	7	8	17	1.77	72	-1	1.2	0.35	7530	1.62		
MF11-01	1033007	42.00	43.20	1.20	Feldspar rich Pegmatite	Peg	-0.3	3.87	-3	-7	126	3	0.62	0.8	-1	77	1	0.51	48	-1	0.3	0.02	595	0.13		
MF11-01	1033008	47.00	48.00	1.00	Mafic Meta-Volcanic with Peg Stringer	MV	-0.3	3.18	7	287	16	-2	3.43	1.1	26	90	68	12.3	23	-1	0.4	2.32	1250	0.27		
MF11-01	1033009	48.00	49.00	1.00	Mafic MV with Peg Stringer	MV	-0.3	3.95	-3	276	71	13	2.91	0.5	13	17	37	7.91	47	-1	0.7	1.18	586	0.13		
MF11-01	1033010	49.00	50.00	1.00	Mica rich MV	MV	-0.3	2.83	-3	41	19	-2	5.79	1.5	31	107	132	17.7	18	2	0.4	2.74	644	0.14		
MF11-01	1033011	54.00	55.00	1.00	Feldspar rich Pegmatite	Peg	-0.3	4.48	8	56	327	4	1.41	0.7	7	67	20	2.07	56	-1	0.7	0.45	289	0.06		
MF11-01	1033012	65.00	66.00	1.00	Mica rich MV	MV	-0.3	3.54	-3	307	28	5	4.8	0.7	37	92	73	8.26	28	-1	0.6	1.77	264	0.06		
MF11-01	1033013	66.00	67.00	1.00	Mafic Meta-Volcanic	MV	0.4	2.62	6	86	7	-2	4.83	1.2	30	101	266	15.8	17	-1	0.2	2.45	251	0.05		
MF11-01	1033014	67.00	68.00	1.00	Mafic Meta-Volcanic	MV	0.4	2.85	10	45	8	-2	5.6	1.6	34	16	349	17	18	-1	0.2	2.55	318	0.07		
MF11-01	1033015	68.00	69.00	1.00	Mafic Meta-Volcanic	MV	0.3	3.18	7	98	4	-2	6.61	1.3	41	20	91	16.4	21	3	0.3	3.03	413	0.09		
MF11-01	1033016	69.00	70.00	1.00	Mafic Meta-Volcanic	MV	-0.3	3.38	-3	92	61	3	4.34	1	35	29	99	9.9	32	-1	0.8	1.71	253	0.05		
MF11-01	1033017	70.00	71.00	1.00	Mafic Meta-Volcanic	MV	0.3	2.78	-3	141	2	-2	3.67	1.1	26	18	50	12.3	18	1	0.3	2.47	884	0.19		
MF11-01	1033018	71.00	72.00	1.00	Mafic Meta-Volcanic	MV	-0.3	3.49	6	345	2	2	4.5	1.1	38	22	62	11.3	22	4	0.4	2.54	549	0.12		
MF11-01	1033019	72.00	73.00	1.00	Mafic Meta-Volcanic	MV	-0.3	3.16	8	153	4	-2	5.56	1.2	43	69	162	13.9	21	2	0.3	2.79	545	0.12		
MF11-01	1033021	73.00	74.00	1.00	Mafic Meta-Volcanic	MV	-0.3	3.49	10	209	4	-2	7.37	1.7	45	21	15	11.6	24	5	0.3	2.6	316	0.07		
MF11-01	1033022	74.00	75.00	1.00	Mica rich MV	MV	-0.3	3.65	5	238	6	-2	4.8	0.5	43	70	28	9.63	22	-1	0.6	2.36	1250	0.27		
MF11-01	1033023	75.00	76.00	1.00	CG mica rich Pegmatite	Peg	-0.3	3.62	-3	-7	263	5	0.58	0.5	-1	42	1	0.43	62	-1	2.2	0.01	194	0.04		
MF11-01	1033024	76.00	77.00	1.00	CG mica rich Pegmatite	Peg	-0.3	3.34	6	-7	284	2	0.58	0.7	-1	6	1	0.49	63	-1	1.8	-0.01	188	0.04		
MF11-02	1033025	2.30	4.00	1.70	Mafic Meta-Volcanic	MV	-0.3	3.55	-3	115	7	5	4.45	0.6	29	71	40	10.9	28	-1	0.8	1.92	1070	0.23		
MF11-02	1033026	4.00	4.45	0.45	Pegmatite	Peg	-0.3	4.32	8	13	165	5	0.85	-0.3	1	44	4	0.38	59	-1	0.2	0.04	100	0.02		
MF11-02	1033027	4.45	5.00	0.55	Mafic Meta-Volcanic	MV	-0.3	3.51	-3	81	2	-2	4.94	1.1	32	36	22	10.9	25	-1	0.6	1.91	672	0.14		
MF11-03	1033028	2.20	3.75	1.55	Pegmatite	Peg	-0.3	3.67	-3	10	100	3	0.21	-0.3	-1	17	2	0.16	42	-1	3.1	0.01	1240	0.27		
MF11-03	1033029	3.75	5.00	1.25	Mafic Meta-Volcanic	MV	-0.3	3.45	-3	331	7	3	4.62	1.1	34	89	42	11.3	27	-1	1	1.98	1350	0.29		
MF11-03	1033030	5.00	6.90	1.90	Mafic Meta-Volcanic	MV	-0.3	3.3	6	181	11	-2	4.69	1.2	32	69	46	11.2	25	-1	0.8	1.89	928	0.20		
MF11-03	1033031	6.90	7.25	0.35	Pegmatite	Peg	-0.3	4.61	-3	37	32	-2	1.86	-0.3	17	10	83	4.41	49	-1	0.4	0.87	356	0.08		
MF11-03	1033032	7.25	7.90	0.65	Mafic Meta-Volcanic	MV	-0.3	3.5	4	89	19	5	4.88	0.9	34	120	57	11.1	26	3	0.9	1.88	1370	0.29		
MF11-03	1033033	7.90	9.20	1.30	CG Pegmatite	Peg	-0.3	3.75	-3	26	69	4	0.19	-0.3	-1	33	3	0.22	34	-1	2.3	0.03	41	0.01		
MF11-03	1033034	9.20	11.00	1.80	Mafic Meta-Volcanic	MV	-0.3	3.3	-3	262	12	3	6.14	0.5	39	38	112	10.4	24	-1	1.1	3.11	925	0.20		
MF11-03	1033035	26.00	26.60	0.60	Mafic Meta-Volcanic	MV	-0.3	3.7	-3	162	15	2	5.61	0.5	40	176	71	7.4	23	-1	0.5	2.9	739	0.16		
MF11-03	1033036	26.60	26.90	0.30	Pegmatite Stringer	Peg	0.4	4.4	14	587	31	2	4.74	0.4	45	274	151	7.25	26	-1	1.1	3.75	837	0.18		
MF11-03	1033037	26.90	28.05	1.15	Mafic Meta-Volcanic	MV	0.4	4.16	-3	267	3	3	6.04	0.7	61	427	134	7.94	22	-1	1	4.74	690	0.15		
MF11-03	1033038	28.05	29.00	0.95	Mafic Meta-Volcanic	MV	-0.3	3.95	-3	225	-1	2	6.04	0.6	56	524	115	8.61	21	-1	0.7	4.16	1110	0.24		
MF11-03	1033039	29.00	30.40	1.40	Mafic Meta-Volcanic	MV	-0.3	3.9	-3	186	2	4	6.79	0.6	54	410	82	8.31	20	-1	0.7	4.36	1420	0.31		
MF11-03	1033041	30.40	32.00	1.60	Aplitic Pegmatite	Peg	-0.3	4.08	-3	-7	195	3	0.16	0.3	-1	41	2	0.33	64	1	1.7	0.02	550	0.12		
MF11-03	1033042	32.00	33.40	1.40	Aplitic Pegmatite	MV	-0.3	4.27	-3	11	238	3	0.15	0.3	-1	33	2	0.37	66	-1	2	0.02	81	0.02		
MF11-03	1033043	33.40	35.00	1.60	Mafic Meta-Volcanic	MV	-0.3	3.56	7	65	10	-2	11.3	1.1	51	208	102	7.9	21	-1	0.3	4.83	732	0.16		
MF11-03	1033044	35.00	36.20	1.20	Mafic Meta-Volcanic	Peg	-0.3	3.9	-3	262	6	-2	6.33	0.6	52	397	94	8.68	20	-1	1	5.18	1680	0.36		
MF11-03	1033045	36.20	37.70	1.50	Pegmatite	MV	-0.3	4.33	-3	42	188	4	0.57	0.3	2	73	6	0.54	59	-1	1.4	0.34	258	0.06		
MF11-03	1033046	37.70	39.00	1.30	Mafic Meta-Volcanic	MV	0.5	4.01	-3	768	2	3	6.67	0.7	53	298	129	8.72	21	-1	1.1	5.25	694	0.15		
MF11-03	1033047	71.00	71.80	0.80	Mafic Meta-Volcanic	Peg	0.3	4.17	5	150	6	-2	5.07	1.3	26	15	103	8.83	26	-1	1	2.03	1270	0.27		
MF11-03	1033048	71.80	73.00	1.20	Pegmatite	Peg	-0.3	3.8	-3	34	125	3	0.24	-0.3	-1	135	6	0.36	72	-1	1.4	0.04	92	0.02		
MF11-03	1033049	73.00	75.00	2.00	Pegmatite	Peg	-0.3	4.18	4	11	238	3	0.1	-0.3	-1	80	4	0.17	70	-1	1.6	0.01	233	0.05		
MF11-03	1033050	75.00	76.00	1.00	Pegmatite	Peg	-0.3	4.15	5	12	222	4	0.13	-0.3	-1	9	3	0.22	71	-1	1.7	0.01	3610	0.78		
MF11-03	1033051	76.00	77.00	1.00	Pegmatite	Peg	-0.3	4.03	-3	12	217	2	0.15	-0.3	-1	7	7	0.26	65	-1	2.4	0.03	1770	0.38		

international lithium corp.

Mavis-Fairservice Drillhole Sample Intervals with Results

Hole	Sample	From_m	To_m	Length_m	Description	Lith	Ag_ppm	Al_%	As_ppm	Ba_ppm	Be_ppm	Bi_ppm	Ca_%	Cd_ppm	Co_ppm	Cr_ppm	Cu_ppm	Fe_%	Ga_ppm	Hg_ppm	K_%	Mg_%	Li_ppm	Li2O_%	Li2O_%	(m)
MF11-04	1033052	29.00	30.50	1.50	Mafic Meta-Volcanic	MV	-0.3	4.33	12	117	5	-2	8.14	0.4	41	119	73	7.54	21	-1	0.4	3.5	422	0.09		
MF11-04	1033053	30.50	31.55	1.05	Pegmatite	Peg	-0.3	4.37	6	52	220	3	1.45	0.4	6	70	12	1.09	60	-1	1.7	0.47	425	0.09		
MF11-04	1033054	31.55	33.00	1.45	Mafic Meta-Volcanic	MV	-0.3	4.01	6	133	4	4	8.88	0.4	38	201	68	7.16	20	-1	0.5	3.38	353	0.08		
MF11-05	1033055	0.90	2.00	1.10	Pegmatite	Peg	-0.3	3.98	4	9	351	6	0.18	-0.3	-1	64	3	0.29	61	-1	1.1	0.03	5210	1.12		
MF11-05	1033056	2.00	3.00	1.00	Pegmatite	Peg	-0.3	4.04	-3	11	77	5	0.23	-0.3	-1	112	2	0.19	42	-1	4.8	0.01	1100	0.24		
MF11-05	1033057	3.00	4.00	1.00	Pegmatite	Peg	-0.3	3.57	-3	-7	274	5	0.12	-0.3	-1	13	3	0.32	77	-1	1	-0.01	7480	1.61		
MF11-05	1033058	4.00	5.00	1.00	Pegmatite	Peg	0.9	3.27	-3	8	373	23	0.14	-0.3	-1	10	3	0.21	60	-1	1.6	-0.01	4930	1.06		
MF11-05	1033059	5.00	6.00	1.00	Pegmatite	Peg	-0.3	3.4	-3	9	197	6	0.1	-0.3	-1	96	2	0.19	52	-1	2	-0.01	1950	0.42		
MF11-05	1033061	6.00	7.00	1.00	Pegmatite	Peg	-0.3	4.53	-3	-7	278	3	0.09	-0.3	-1	7	2	0.28	66	-1	1.6	0.01	7390	1.59	1.01	6.10
MF11-05	1033062	7.00	8.20	1.20	Pegmatite	Peg	-0.3	4.23	-3	-7	292	6	0.16	-0.3	-1	40	1	0.16	59	-1	1	-0.01	2200	0.47		
MF11-05	1033063	8.20	9.10	0.90	Mafic Meta-Volcanic	MV	-0.3	4.43	-3	196	3	3	8.69	0.4	44	148	69	7.42	22	-1	0.6	3.73	767	0.17		
MF11-05	1033064	15.50	16.10	0.60	Pegmatite	Peg	-0.3	4.29	-3	64	128	3	0.82	0.6	4	48	10	0.68	39	-1	2.6	0.33	84	0.02		
MF11-05	1033065	31.15	32.00	0.85	Pegmatite with MV delution	Peg	-0.3	4.62	5	188	156	2	3.35	0.4	30	285	94	4.71	32	-1	1.3	2.52	529	0.11		
MF11-05	1033066	32.00	33.20	1.20	Mafic Meta-Volcanic	MV	0.3	4.77	-3	135	3	3	4.52	0.4	42	240	68	7.78	23	-1	1.6	3.72	640	0.14		
MF11-05	1033067	33.20	34.55	1.35	Pegmatite	Peg	-0.3	3.54	-3	22	135	2	0.31	-0.3	1	41	4	0.27	44	-1	0.3	0.13	127	0.03		
MF11-05	1033068	34.55	36.00	1.45	Mafic Meta-Volcanic	MV	-0.3	3.3	-3	209	3	3	7.91	0.6	50	584	74	7.39	19	-1	0.7	6.29	361	0.08		
MF11-05	1033069	41.60	41.90	0.30	Pegmatite	Peg	0.6	4.52	-3	21	330	4	0.7	-0.3	4	77	22	0.65	51	-1	0.1	0.29	59	0.01		
MF11-06	1033070	53.00	53.95	0.95	Mafic Meta-Volcanic	MV	-0.3	4.05	3	183	8	4	4.96	0.7	30	111	101	8.48	25	-1	0.8	2.17	1420	0.31		
MF11-06	1033071	53.95	55.00	1.05	Pegmatite	Peg	-0.3	4.26	9	37	308	4	0.15	-0.3	-1	51	6	0.2	68	-1	1.1	0.02	74	0.02		
MF11-06	1033072	55.00	56.00	1.00	Pegmatite	Peg	-0.3	3.81	4	-7	249	3	0.14	-0.3	-1	39	6	0.15	59	-1	2.6	-0.01	60	0.01		
MF11-06	1033073	56.00	57.00	1.00	Pegmatite	Peg	-0.3	4.08	-3	9	200	4	0.18	-0.3	-1	73	13	0.18	59	-1	1.5	0.01	42	0.01		
MF11-06	1033074	57.00	58.00	1.00	Pegmatite	Peg	-0.3	4.06	-3	9	162	4	0.17	-0.3	-1	9	18	0.18	58	-1	2.7	0.01	594	0.13		
MF11-06	1033075	58.00	59.00	1.00	Pegmatite	Peg	-0.3	4.58	-3	26	307	4	0.45	-0.3	2	57	20	0.55	69	-1	1.5	0.1	163	0.04		
MF11-06	1033076	59.00	60.00	1.00	Mafic Meta-Volcanic	MV	-0.3	4.12	4	214	5	-2	4.39	0.6	28	13	97	8.34	27	-1	1.2	1.92	1740	0.37		
MF11-06	1033077	60.00	61.00	1.00	Mafic Meta-Volcanic	MV	0.3	3.88	-3	191	2	-2	4.26	0.8	28	11	129	8.19	24	-1	0.6	1.89	749	0.16		
MF11-06	1033078	69.00	71.55	2.55	Mafic Meta-Volcanic	MV	-0.3	4.37	-3	270	14	7	7.17	0.3	42	314	82	7.48	24	-1	0.7	2.86	423	0.09		
MF11-06	1033079	71.55	72.00	0.45	Pegmatite	Peg	-0.3	4.16	-3	28	230	3	0.31	-0.3	3	26	67	0.54	60	-1	0.9	0.28	85	0.02		
MF11-06	1033081	72.00	72.70	0.70	Pegmatite	Peg	-0.3	4.43	-3	17	106	3	0.3	0.8	2	11	2	0.37	57	-1	0.1	0.27	35	0.01		
MF11-06	1033082	72.70	75.00	2.30	Mafic Meta-Volcanic	MV	0.3	3.51	-3	195	4	-2	5.89	0.8	50	272	101	7.02	18	-1	0.9	6.9	799	0.17		
MF11-06	1033083	75.00	76.00	1.00	Mafic Meta-Volcanic	MV	-0.3	3.37	-3	70	-1	-2	7.4	0.5	51	308	120	7.89	18	-1	0.3	7.14	550	0.12		
MF11-07	1033084	4.10	5.00	0.90	Pegmatite	Peg	-0.3	3.34	-3	10	115	2	0.14	-0.3	-1	10	7	0.21	66	-1	2	0.03	6360	1.37		
MF11-07	1033085	5.00	6.00	1.00	Pegmatite	Peg	-0.3	4.11	-3	-7	246	5	0.17	0.3	-1	6	2	0.22	55	-1	1.8	0.01	3930	0.85		
MF11-07	1033086	6.00	7.00	1.00	Pegmatite	Peg	-0.3	4.24	4	-7	209	4	0.11	-0.3	-1	5	2	0.21	61	-1	1.9	0.01	4720	1.02		
MF11-07	1033087	7.00	8.00	1.00	Pegmatite	Peg	-0.3	3.51	-3	-7	166	3	0.12	-0.3	-1	8	5	0.21	54	-1	1.6	-0.01	4950	1.07		
MF11-07	1033088	8.00	9.00	1.00	Pegmatite	Peg	-0.3	4.73	-3	-7	198	4	0.08	-0.3	-1	5	3	0.37	80	-1	1.6	0.01	10000	2.15	1.29	4.90
MF11-07	1033089	9.00	9.75	0.75	Pegmatite	Peg	-0.3	4.19	-3	52	851	4	1.43	0.5	2	17	20	0.45	50	-1	0.9	0.24	949	0.20		
MF11-07	1033090	9.75	11.00	1.25	Mafic Meta-Volcanic	MV	0.3	3.51	-3	278	3	-2	7.44	0.6	49	353	98	7.22	20	-1	1	6.05	1650	0.36		
MF11-07	1033091	11.00	12.00	1.00	Mafic Meta-Volcanic	MV	-0.3	4.02	-3	158	44	3	10.2	0.6	39	240	35	6.58	30	2	0.3	4.19	352	0.08		
MF11-07	1033092	12.00	14.00	2.00	Mafic Meta-Volcanic	MV	-0.3	3.41	-3	271	8	-2	9.26	0.8	54	251	85	9.14	18	-1	0.7	6.21	610	0.13		
MF11-07	1033093	14.00	16.20	2.20	Mafic Meta-Volcanic	MV	-0.3	3.57	-3	158	4	-2	8.18	1.1	60	328	117	9.59	19	-1	0.6	6.99	839	0.18		
MF11-07	1033094	16.20	16.45	0.25	Pegmatite stringer	Peg	-0.3	4.45	3	376	48	-2	5.02	0.6	38	188	53	6.3	39	-1	1.6	4.75	810	0.17		
MF11-07	1033095	16.45	18.00	1.55	Mafic Meta-Volcanic	MV	0.3	4.04	-3	251	2	2	6.2	0.8	55	258	97	9.07	20	-1	0.9	5.47	1290	0.28		
MF11-07	1033096	18.00	19.55	1.55	Mafic Meta-Volcanic	MV	-0.3	3.91	7	125	2	-2	7.85	1.6	56	249	123	10.2	22	5	0.6	4.19	329	0.07		
MF11-08	1033097	2.25	3.00	0.75	Pegmatite	Peg	-0.3	3.3	-3	-7	117	2	0.14	-0.3	-1	13	3	0.25	62	-1	1.2	-0.01	5970	1.29		
MF11-08	1033098	3.00	4.00	1.00	Pegmatite	Peg	-0.3	3.64	-3	10	202	2	0.14	-0.3	-1	5	1	0.2	41	-1	2.4	0.01	1750	0.38		
MF11-08	1033099	4.00	5.00	1.00	Pegmatite	Peg	-0.3	4.57	4	7	247	2	0.11	-0.3	-1	3	1	0.23	60	-1	2.1	0.02	5530	1.19		
MF11-08	1033101	5.00	6.00	1.00	Pegmatite	Peg	-0.3	4.03	-3	-7	142	4	0.1	4.8	-1	4	2	0.29	59	-1	1.7	0.01	8830	1.90		
MF11-08	1033102	6.00	7.00	1.00	Pegmatite	Peg	-0.3	4.53	8	14	148	3	0.19	-0.3	-1	5	2	0.37	72	-1	1.6	0.03	10000	2.15	overlimit	
MF11-08	1033104	7.00	8.00	1.00	Pegmatite	Peg	-0.3	4.86	7	7	150	5	0.19	1	-1	6	2	0.46	85	-1	1.5	0.02	10000	2.15	overlimit	

Mavis-Fairservice Drillhole Sample Intervals with Results

Hole	Sample	From_m	To_m	Length_m	Description	Lith	Ag_ppm	Al_%	As_ppm	Ba_ppm	Be_ppm	Bi_ppm	Ca_%	Cd_ppm	Co_ppm	Cr_ppm	Cu_ppm	Fe_%	Ga_ppm	Hg_ppm	K_%	Mg_%	Li_ppm	Li2O_%	Li2O_%	(m)
MF11-08	1033105	8.00	9.00	1.00	Pegmatite	Peg	-0.3	3.9	-3	16	224	3	0.11	-0.3	-1	5	2	0.31	60	-1	2.8	0.01	8340	1.80		
MF11-08	1033106	9.00	10.00	1.00	Pegmatite	Peg	-0.3	3.96	4	-7	434	4	0.08	-0.3	-1	6	2	0.34	57	-1	2	0.01	7510	1.62		
MF11-08	1033107	10.00	11.00	1.00	Pegmatite	Peg	-0.3	4.54	-3	-7	248	4	0.12	-0.3	-1	5	2	0.29	78	-1	0.9	0.01	9360	2.01	1.83	7.00
MF11-08	1033108	11.00	12.00	1.00	Pegmatite	Peg	-0.3	4.14	-3	-7	194	4	0.16	-0.3	-1	4	2	0.21	64	1	1.8	0.01	3110	0.67		
MF11-08	1033109	12.00	13.00	1.00	Pegmatite	Peg	-0.3	3.84	6	-7	137	4	0.21	-0.3	-1	4	3	0.2	55	-1	2.4	-0.01	1680	0.36		
MF11-08	1033110	13.00	14.00	1.00	Pegmatite	Peg	-0.3	4.12	-3	-7	424	4	0.24	-0.3	-1	3	1	0.19	65	-1	2.1	-0.01	105	0.02		
MF11-08	1033111	14.00	15.00	1.00	Pegmatite	Peg	0.3	4.16	5	70	342	2	0.7	0.5	4	7	56	1.28	52	-1	1	0.3	251	0.05		
MF11-08	1033112	15.00	17.00	2.00	Mafic Meta-Volcanic	MV	-0.3	3.95	7	100	49	-2	5.36	0.4	33	191	28	6.17	30	-1	0.6	4.46	1080	0.23		
MF11-08	1033113	17.00	18.00	1.00	Mafic Meta-Volcanic	MV	-0.3	3.3	-3	61	1	-2	8.61	0.4	49	313	51	7.45	17	-1	0.3	6.66	388	0.08		
MF11-08	1033114	18.00	19.00	1.00	Mafic Meta-Volcanic	MV	-0.3	3.31	-3	55	-1	-2	10.1	0.5	44	290	62	7.3	18	-1	0.2	6.41	331	0.07		
MF11-08	1033115	19.00	20.00	1.00	Mafic Meta-Volcanic	MV	-0.3	3.3	5	202	1	-2	8.61	-0.3	48	337	66	7.37	19	-1	0.5	6.63	542	0.12		
MF11-08	1033116	20.00	20.35	0.35	Mafic Meta-Volcanic	MV	-0.3	3.13	-3	82	3	-2	7.53	0.6	47	556	69	6.55	16	-1	0.5	5.58	661	0.14		
MF11-08	1033117	20.35	20.65	0.30	Pegmatite	Peg	-0.3	3.87	7	45	122	4	0.55	-0.3	1	13	8	0.38	45	-1	1.2	0.17	45	0.01		
MF11-08	1033118	20.65	21.00	0.35	MV/Peg	MV	-0.3	3.63	-3	101	110	-2	4.78	-0.3	23	217	17	3.51	30	-1	0.7	3.27	261	0.06		
MF11-08	1033119	21.00	22.55	1.55	Mafic Meta-Volcanic	MV	-0.3	3.14	-3	98	6	-2	8.42	0.5	47	287	65	6.9	18	-1	0.6	6.42	585	0.13		
MF11-08	1033121	22.55	23.35	0.80	Pegmatite	Peg	-0.3	3.82	5	92	102	4	1.15	-0.3	6	40	16	1.06	42	-1	0.7	0.67	287	0.06		
MF11-08	1033122	23.35	24.00	0.65	Mafic Meta-Volcanic	MV	-0.3	3.81	-3	262	44	3	7.6	-0.3	37	310	43	5.97	26	-1	0.9	4.09	908	0.20		
MF11-08	1033123	24.00	25.00	1.00	Pegmatite	Peg	-0.3	4.29	4	42	75	4	0.33	-0.3	-1	6	4	0.12	48	-1	0.6	0.02	45	0.01		
MF11-08	1033124	25.00	26.00	1.00	Pegmatite with MV dilution	Peg	0.4	4.07	-3	95	67	2	2.48	1.7	24	219	49	3.67	36	-1	1	2.97	1960	0.42		
MF11-08	1033125	26.00	27.00	1.00	Pegmatite	Peg	-0.3	3.78	-3	21	21	4	0.19	-0.3	3	5	3	0.22	42	-1	0.3	0.02	31	0.01		
MF11-08	1033126	27.00	28.00	1.00	Pegmatite	Peg	-0.3	3.34	-3	13	89	-2	0.14	-0.3	-1	8	2	0.19	40	-1	0.2	0.02	29	0.01		
MF11-08	1033127	28.00	29.00	1.00	Pegmatite	Peg	-0.3	3.8	-3	11	33	3	0.25	-0.3	-1	14	2	0.3	45	-1	0.1	0.05	22	0.00		
MF11-08	1033128	29.00	31.00	2.00	Mafic Meta-Volcanic	MV	-0.3	3.65	-3	135	6	4	8	1	49	356	97	8.37	20	-1	0.7	4.61	551	0.12		
MF11-08	1033129	31.00	32.00	1.00	Mafic Meta-Volcanic	MV	-0.3	3.69	5	101	1	5	9.25	0.7	44	171	90	9.52	20	-1	0.3	4.14	273	0.06		
MF11-08	1033130	32.00	34.00	2.00	Mafic Meta-Volcanic	MV	-0.3	3.18	-3	75	-1	-2	4.71	0.6	39	33	73	9.61	21	-1	0.3	2.8	369	0.08		
MF11-08	1033131	34.00	36.00	2.00	Mafic Meta-Volcanic	MV	-0.3	3.87	-3	123	1	-2	5.85	0.9	39	58	70	10.3	22	-1	0.3	3.06	236	0.05		
MF11-08	1033132	49.00	50.00	1.00	MV with qtz stringer	MV	-0.3	2.77	4	80	2	-2	4.34	0.6	31	67	98	8.31	19	-1	0.3	2.11	212	0.05		
MF11-08	1033133	50.00	51.00	1.00	Mafic Meta-Volcanic	MV	0.6	3.3	-3	52	3	5	4.73	0.7	37	5	190	12	24	-1	0.4	2.11	268	0.06		
MF11-08	1033134	51.00	52.00	1.00	Mafic Meta-Volcanic	MV	0.6	2.78	-3	31	8	3	3.35	0.7	27	5	275	9.04	25	-1	0.4	1.49	247	0.05		
MF11-08	1033135	52.00	53.00	1.00	MV with qtz stringer	MV	-0.3	2.26	6	39	7	-2	2.69	0.5	25	29	68	7.07	20	-1	0.7	1.76	351	0.08		
MF11-08	1033136	53.00	54.00	1.00	Mafic Meta-Volcanic	MV	-0.3	3.91	-3	67	7	-2	4.09	0.6	39	87	123	8.77	29	-1	0.6	2.79	353	0.08		
MF11-08	1033137	54.00	55.00	1.00	Mafic Meta-Volcanic	MV	-0.3	4.12	-3	145	44	-2	3.43	0.6	34	138	92	4.49	31	-1	0.7	3.02	270	0.06		
MF11-08	1033138	55.00	56.00	1.00	Mafic Meta-Volcanic	MV	0.4	3.95	-3	158	2	4	5.06	0.4	41	191	81	5.81	21	-1	0.4	4.77	221	0.05		
MF11-09	1033139	7.00	8.05	1.05	Mafic Meta-Volcanic	MV	0.4	4.29	4	148	15	2	4.66	0.6	29	109	82	6.67	26	-1	0.8	3.27	1760	0.38		
MF11-09	1033141	8.05	9.00	0.95	Pegmatite	Peg	-0.3	3.65	-3	-7	49	-2	0.71	-0.3	1	17	5	0.43	51	-1	0.6	0.15	137	0.03		
MF11-09	1033142	9.00	10.00	1.00	Pegmatite	Peg	-0.3	3.87	-3	-7	1450	-2	0.13	-0.3	-1	3	5	0.29	61	-1	0.7	0.02	2670	0.57		
MF11-09	1033143	10.00	11.00	1.00	Pegmatite	Peg	-0.3	3.52	4	-7	70	-2	0.11	-0.3	-1	9	4	0.26	71	-1	0.9	0.02	1810	0.39		
MF11-09	1033144	11.00	12.00	1.00	Pegmatite	Peg	-0.3	3.88	-3	11	53	-2	0.17	-0.3	-1	4	4	0.24	48	-1	1.2	0.02	58	0.01		
MF11-09	1033145	12.00	13.00	1.00	Pegmatite	Peg	-0.3	3.3	-3	9	48	-2	0.13	-0.3	-1	5	2	0.24	38	-1	1.8	0.01	42	0.01		
MF11-09	1033146	13.00	13.65	0.65	Pegmatite	Peg	-0.3	3.23	-3	10	867	-2	0.15	4.2	-1	5	8	0.31	38	-1	0.3	0.03	90	0.02		
MF11-09	1033147	13.65	15.00	1.35	Mafic Meta-Volcanic	MV	-0.3	3.11	-3	229	14	-2	5.3	0.9	44	244	33	7.19	20	-1	0.9	8.53	2160	0.46		
MF11-09	1033148	15.00	17.00	2.00	Mafic Meta-Volcanic	MV	0.4	3.42	-3	179	5	3	6.99	0.4	44	250	92	7.15	16	-1	0.5	6.1	939	0.20		
MF11-09	1033149	17.00	18.85	1.85	Mafic Meta-Volcanic	MV	-0.3	3.19	-3	177	14	5	10.5	0.5	42	278	103	6.76	20	-1	0.4	5.8	575	0.12		
MF11-09	1033151	18.85	20.00	1.15	Pegmatite	Peg	-0.3	4.55	-3	23	148	-2	0.3	-0.3	-1	7	3	0.43	64	-1	1	0.06	8840	1.90		
MF11-09	1033152	20.00	21.00	1.00	Pegmatite	Peg	-0.3	4.44	4	23	179	-2	0.13	-0.3	-1	9	3	0.44	75	1	0.7	0.02	10000	2.15	overlimit	
MF11-09	1033153	21.00	22.00	1.00	Pegmatite	Peg	-0.3	4.06	-3	-7	78	-2	0.13	-0.3	-1	6	3	0.51	74	2	0.2	0.02	10000	2.15	overlimit	
MF11-09	1033154	22.00	23.00	1.00	Pegmatite	Peg	-0.3	4.21	-3	11	62	-2	0.15	-0.3	-1	6	2	0.38	51	-1	1.2	0.02	7040	1.52		
MF11-09	1033155	23.00	24.00	1.00	Pegmatite	Peg	-0.3	4.89	-3	64	31	-2	0.12	-0.3	-1	5	2	0.46	80	-1	1	0.03	10000	2.15	overlimit	
MF11-09	1033156	24.00	25.00	1.00	Pegmatite	Peg	-0.3	4.71	-3	15	58	-2	0.11	-0.3	-1	5	3	0.57	83	-1	1	0.04	10000	2.15	overlimit	
MF11-09	1033157	25.00	26.65	1.65	Pegmatite	Peg	-0.3	4	-3	20	153	-2	0.43	-0.3	1	16	6	0.56	51	-1	1.6	0.11	6220	1.34	1.86	7.80

Mavis-Fairservice Drillhole Sample Intervals with Results

Hole	Sample	From_m	To_m	Length_m	Description	Lith	Ag_ppm	Al_%	As_ppm	Ba_ppm	Be_ppm	Bi_ppm	Ca_%	Cd_ppm	Co_ppm	Cr_ppm	Cu_ppm	Fe_%	Ga_ppm	Hg_ppm	K_%	Mg_%	Li_ppm	Li2O_%	Li2O_%	(m)
MF11-09	1033158	26.65	29.00	2.35	Mafic Meta-Volcanic	MV	-0.3	3.84	5	271	5	3	6.29	-0.3	43	198	68	7.21	20	-1	0.9	4.48	891	0.19		
MF11-09	1033159	34.50	35.30	0.80	Pegmatite	Peg	-0.3	3.81	-3	33	170	-2	0.4	-0.3	-1	8	3	0.4	60	-1	1.2	0.06	83	0.02		
MF11-09	1033161	45.75	46.10	0.35	Pegmatite	Peg	-0.3	1.35	-3	56	3	-2	0.72	-0.3	6	38	15	1.18	15	-1	0.2	0.51	111	0.02		
MF11-09	1033162	46.10	47.00	0.90	Mafic Meta-Volcanic	MV	0.4	4.09	5	179	1	4	4.76	0.4	43	230	25	5.89	21	-1	0.5	4.65	526	0.11		
MF11-09	1033163	47.00	48.00	1.00	Mafic Meta-Volcanic	MV	-0.3	3.9	-3	283	-1	7	4.73	0.6	44	265	59	5.29	18	-1	0.6	4.03	426	0.09		
MF11-09	1033164	52.92	53.50	0.58	Pegmatite	Peg	-0.3	4.52	4	24	13	-2	0.51	0.3	2	21	4	0.29	56	-1	0.1	0.09	19	0.00		
MF11-09	1033165	53.50	54.50	1.00	Mafic Meta-Volcanic	MV	-0.3	4.28	4	89	2	-2	3.75	0.5	58	311	105	5.52	17	-1	0.3	3.18	263	0.06		
MF11-10	1033166	0.70	2.00	1.30	Mafic Meta-Volcanic	MV	-0.3	3.96	20	129	-1	-2	5.15	-0.3	41	189	51	5.58	20	-1	0.7	3.87	1280	0.28		
MF11-10	1033167	2.00	4.00	2.00	Mafic Meta-Volcanic	MV	-0.3	4.08	9	181	-1	2	6.05	0.3	47	242	64	6.62	17	-1	0.7	3.84	985	0.21		
MF11-10	1033168	4.00	5.00	1.00	Mafic Meta-Volcanic	MV	-0.3	4.21	9	209	1	4	5.09	0.5	43	167	84	6.05	23	2	0.7	3.47	3490	0.75		
MF11-10	1033169	5.00	6.30	1.30	Mafic Meta-Volcanic	MV	0.4	3.96	-3	218	6	3	4.13	0.5	42	194	43	6.19	19	-1	0.9	3.83	5790	1.25		
MF11-10	1033170	6.30	8.00	1.70	Pegmatite	Peg	-0.3	3.65	-3	10	169	-2	0.22	-0.3	-1	6	5	0.28	51	-1	0.9	0.04	1360	0.29		
MF11-10	1033171	8.00	10.00	2.00	Mafic Meta-Volcanic	MV	0.3	3.62	-3	188	6	4	4.35	0.5	40	269	55	6.34	22	-1	0.7	3.63	2240	0.48		
MF11-10	1033172	10.00	12.00	2.00	Mafic Meta-Volcanic	MV	-0.3	3.6	-3	165	4	-2	4.99	0.4	41	129	59	9.45	21	-1	1	3.03	978	0.21		
MF11-10	1033173	12.00	14.00	2.00	Mafic Meta-Volcanic	MV	-0.3	3.43	-3	30	-1	-2	5.43	0.8	41	38	104	11.3	22	-1	0.2	2.78	473	0.10		
MF11-10	1033174	14.00	16.00	2.00	Mafic Meta-Volcanic	MV	-0.3	3.4	-3	51	2	-2	5.22	0.7	38	8	60	11.4	24	-1	0.3	2.46	368	0.08		
MF11-10	1033175	16.00	18.00	2.00	Mafic Meta-Volcanic	MV	-0.3	3.38	-3	45	-1	-2	6.63	0.6	46	10	231	12	25	-1	0.2	2.91	294	0.06		
MF11-10	1033176	18.00	20.00	2.00	Mafic Meta-Volcanic	MV	0.3	3.4	-3	58	-1	-2	5.64	0.7	50	15	233	12.8	22	-1	0.3	3.21	369	0.08		
MF11-10	1033177	20.00	22.00	2.00	Mafic Meta-Volcanic	MV	-0.3	3.41	4	102	-1	-2	5.44	0.6	46	62	172	12.2	23	-1	0.3	3.25	412	0.09		
MF11-10	1033178	22.00	24.00	2.00	Mafic Meta-Volcanic	MV	0.3	3.67	-3	73	3	6	4.9	0.5	44	80	195	10.4	23	-1	0.4	3.11	525	0.11		
MF11-10	1033179	24.00	26.00	2.00	Mafic Meta-Volcanic	MV	0.4	3.79	-3	85	-1	5	5.44	0.6	37	72	79	10.2	23	-1	0.3	3.15	444	0.10		
MF11-10	1033181	26.00	28.00	2.00	Mafic Meta-Volcanic	MV	-0.3	3.54	-3	84	35	4	4.22	0.7	33	49	52	8.29	29	-1	0.8	2.54	507	0.11		
MF11-10	1033182	28.00	30.00	2.00	Mafic Meta-Volcanic	MV	-0.3	3.4	-3	97	-1	3	5.51	0.7	43	38	59	10.6	22	-1	0.3	3.25	401	0.09		
MF11-10	1033183	30.00	32.00	2.00	Mafic Meta-Volcanic	MV	-0.3	3.47	-3	105	1	4	5.38	0.5	44	78	72	11	23	-1	0.4	3.43	424	0.09		
MF11-10	1033184	32.00	34.00	2.00	Mafic Meta-Volcanic	MV	-0.3	3.4	4	116	1	-2	8.45	0.6	47	309	40	8.91	19	-1	0.3	4.69	249	0.05		
MF11-10	1033185	34.00	36.00	2.00	Mafic Meta-Volcanic	MV	-0.3	3.53	8	109	4	-2	6.96	0.8	50	254	99	8.69	20	-1	0.8	5.02	527	0.11		
MF11-10	1033186	36.00	38.00	2.00	Mafic Meta-Volcanic	MV	0.3	3.49	-3	104	-1	3	7.2	0.7	48	231	102	8.75	19	-1	0.4	5.39	359	0.08		
MF11-10	1033187	38.00	40.00	2.00	Mafic Meta-Volcanic	MV	-0.3	3.09	9	69	-1	5	8.32	0.6	51	284	108	8.96	16	6	0.3	6.36	335	0.07		
MF11-10	1033188	40.00	42.00	2.00	Mafic Meta-Volcanic	MV	-0.3	3.59	-3	101	2	4	9.99	0.5	54	305	123	10	18	-1	0.3	6.41	307	0.07		
MF11-10	1033189	42.00	44.00	2.00	Mafic Meta-Volcanic	MV	-0.3	3.3	-3	68	1	3	9.17	0.5	49	287	80	9.21	16	-1	0.3	5.54	255	0.05		
MF11-10	1033190	44.00	46.00	2.00	Mafic Meta-Volcanic	MV	0.4	3.68	-3	200	7	-2	6.91	0.3	39	212	52	6.3	25	-1	0.7	4.9	530	0.11		
MF11-10	1033191	46.00	48.00	2.00	Mafic Meta-Volcanic	MV	-0.3	3.23	-3	152	-1	3	9.16	0.4	46	266	83	7.35	17	-1	0.3	6.43	322	0.07		
MF11-10	1033192	48.00	50.00	2.00	Mafic Meta-Volcanic	MV	-0.3	3.01	-3	116	5	4	7.69	0.5	46	524	97	6.92	18	-1	0.3	6.26	285	0.06		
MF11-10	1033193	50.00	52.00	2.00	Mafic Meta-Volcanic	MV	-0.3	2.81	-3	104	5	-2	8.01	0.5	44	533	65	6.78	17	-1	0.2	6.72	237	0.05		
MF11-10	1033194	52.00	54.00	2.00	Mafic Meta-Volcanic	MV	-0.3	3.08	-3	169	-1	-2	7.82	0.3	45	366	99	6.85	18	-1	0.4	7.05	321	0.07		
MF11-10	1033195	54.00	56.00	2.00	Mafic Meta-Volcanic	MV	-0.3	3.14	4	255	-1	-2	7.32	0.5	45	345	104	7.33	15	-1	0.5	7.01	435	0.09		
MF11-10	1033196	56.00	58.00	2.00	Mafic Meta-Volcanic	MV	-0.3	3.15	-3	85	-1	3	8.48	0.4	42	261	76	7.59	18	-1	0.2	7.25	350	0.08		
MF11-10	1033197	58.00	60.00	2.00	Mafic Meta-Volcanic	MV	-0.3	3.03	-3	103	2	2	7.85	0.4	41	286	68	7.2	17	1	0.3	7.38	370	0.08		
MF11-10	1033198	60.00	62.00	2.00	Mafic Meta-Volcanic	MV	-0.3	4.14	7	99	1	4	5.4	0.5	40	232	81	7.79	20	-1	0.3	4.62	696	0.15		
MF11-10	1033199	62.00	64.00	2.00	Mafic Meta-Volcanic	MV	0.3	3.68	-3	167	8	-2	4.25	0.4	27	69	66	6.59	21	-1	0.4	2.79	338	0.07		
MF11-10	1033201	64.00	66.00	2.00	Mafic Meta-Volcanic	MV	0.5	3.63	-3	105	1	3	4.12	0.4	23	45	81	7.52	24	-1	0.2	2.15	228	0.05		
MF11-10	1033202	66.00	68.00	2.00	Mafic Meta-Volcanic	MV	-0.3	3.72	-3	175	1	-2	3.94	0.5	23	4	144	8.1	25	-1	0.3	1.7	145	0.03		
MF11-10	1033203	68.00	70.00	2.00	Mafic Meta-Volcanic	MV	-0.3	3.76	19	231	2	3	3.5	0.3	19	10	93	7.83	25	2	0.5	1.57	172	0.04		
MF11-10	1033204	70.00	72.00	2.00	Mafic Meta-Volcanic	MV	-0.3	3.72	-3	200	1	-2	4.19	0.5	24	6	111	8.34	24	-1	0.5	1.79	159	0.03		
MF11-10	1033205	72.00	74.00	2.00	Mafic Meta-Volcanic	MV	0.4	3.94	-3	191	3	-2	5.01	0.4	31	10	118	8.94	23	-1	0.5	2.19	142	0.03		
MF11-10	1033206	74.00	77.00	3.00	Mafic Meta-Volcanic	MV	-0.3	3.84	-3	180	-1	-2	5.54	0.6	34	18	109	8.94	23	-1	0.5	2.6	115	0.02		
MF11-11	1033207	2.00	3.00	1.00	Pegmatite	Peg	-0.3	4.25	5	108	95	-2	0.22	-0.3	-1	6	4	0.36	63	-1	1.1	0.05	8110	1.75		
MF11-11	1033208	3.00	4.00	1.00	Pegmatite	Peg	-0.3	4.2	8	8	111	-2	0.12	0.4	-1	7	4	0.25	76	1	1.7	0.01	7220	1.55		
MF11-11	1033210	4.00	5.00	1.00	Pegmatite	Peg	-0.3	3.23	-3	26	174	-2	0.2	-0.3	-1	6	2	0.19	58	-1	1	0.02	2530	0.54		
MF11-11	1033211	5.00	6.10	1.10	Pegmatite	Peg	-0.3	3.74	4	8	177	-2	0.45	-0.3	-1	4	5	0.24	58	-1	0.9	0.03	3440	0.74		
MF11-11	1033212	6.10	8.00	1.90	Mafic Meta-Volcanic	MV	-0.3	4.2	-3	146	3	-2	5.13	0.4	33	62	60	7.48	23	-1	0.6	3.22	1170	0.25		

Mavis-Fairservice Drillhole Sample Intervals with Results

Hole	Sample	From_m	To_m	Length_m	Description	Lith	Ag_ppm	Al_%	As_ppm	Ba_ppm	Be_ppm	Bi_ppm	Ca_%	Cd_ppm	Co_ppm	Cr_ppm	Cu_ppm	Fe_%	Ga_ppm	Hg_ppm	K_%	Mg_%	Li_ppm	Li2O_%	Li2O_%	(m)
MF11-11	1033213	8.00	10.00	2.00	Mafic Meta-Volcanic	MV	-0.3	4.05	-3	110	2	-2	4.75	0.5	28	54	35	6.78	25	-1	0.4	3.01	415	0.09		
MF11-11	1033214	50.00	51.65	1.65	Mafic Meta-Volcanic	MV	-0.3	3.45	-3	69	2	-2	5.48	0.4	57	356	2	7.43	17	-1	0.2	7.71	508	0.11		
MF11-11	1033215	51.65	52.65	1.00	Mafic Meta-Volcanic	MV	0.3	3.73	-3	135	2	3	5.62	0.4	46	256	23	6.83	18	-1	0.4	6.13	608	0.13		
MF11-11	1033216	52.65	54.35	1.70	Pegmatite	Peg	-0.3	3.98	-3	41	471	-2	0.48	-0.3	2	17	10	0.32	37	-1	0.1	0.21	67	0.01		
MF11-11	1033217	54.35	56.35	2.00	Mafic Meta-Volcanic	MV	0.4	2.75	-3	314	12	3	7.09	1.1	50	391	55	7.37	18	-1	1	8.79	507	0.11		
MF11-11	1033218	56.35	58.50	2.15	Qtz Stringer	Qtz	-0.3	0.82	-3	20	2	-2	0.6	-0.3	3	30	13	0.61	10	-1	0.1	0.39	61	0.01		
MF11-11	1033219	58.50	60.00	1.50	Mafic Meta-Volcanic	MV	-0.3	3.42	-3	119	2	-2	5.4	0.5	45	235	80	6.72	18	-1	0.8	6.02	1050	0.23		
MF11-11	1033221	60.00	62.00	2.00	Mafic Meta-Volcanic	MV	-0.3	3.78	4	264	2	-2	6.11	0.5	35	198	61	6.56	20	-1	0.7	4.18	453	0.10		
MF11-12	1033222	24.00	26.00	2.00	Mafic Meta-Volcanic	MV	-0.3	4.02	4	389	2	-2	6.57	0.4	34	157	49	6.44	17	-1	0.8	3.15	645	0.14		
MF11-12	1033223	26.00	27.30	1.30	Mafic Meta-Volcanic	MV	-0.3	4.06	-3	172	4	-2	7.14	-0.3	35	173	39	6.48	20	-1	0.5	3.26	1140	0.25		
MF11-12	1033224	27.30	29.00	1.70	Pegmatite	Peg	-0.3	3.91	-3	19	1230	-2	0.24	-0.3	-1	7	11	0.2	55	-1	1.5	0.04	1750	0.38		
MF11-12	1033225	29.00	30.00	1.00	Pegmatite	Peg	-0.3	4.08	-3	11	203	-2	0.27	-0.3	-1	5	14	0.21	63	2	1.7	0.04	3760	0.81		
MF11-12	1033226	30.00	31.00	1.00	Pegmatite	Peg	-0.3	4.58	5	8	188	-2	0.1	-0.3	-1	5	3	0.27	71	-1	1.2	0.02	7480	1.61		
MF11-12	1033227	31.00	32.00	1.00	Pegmatite	Peg	-0.3	3.94	-3	11	195	-2	0.27	-0.3	-1	11	1	0.2	71	1	1	0.02	3060	0.66		
MF11-12	1033228	32.00	33.00	1.00	Pegmatite	Peg	-0.3	4.59	-3	11	122	-2	0.17	-0.3	-1	8	3	0.26	67	-1	0.5	0.02	4610	0.99		
MF11-12	1033229	33.00	33.85	0.85	Pegmatite	Peg	-0.3	3.93	-3	94	226	-2	0.3	-0.3	-1	4	9	0.33	58	1	0.9	0.14	168	0.04		
MF11-12	1033230	33.85	34.80	0.95	Mafic Meta-Volcanic	MV	-0.3	3.48	-3	612	30	2	3.59	0.4	27	100	48	5.22	21	-1	0.9	3	2150	0.46		
MF11-12	1033231	34.80	36.00	1.20	Pegmatite	Peg	-0.3	3.65	-3	22	305	-2	0.19	-0.3	-1	10	4	0.18	57	-1	1.1	0.04	190	0.04		
MF11-12	1033232	36.00	37.00	1.00	Pegmatite	Peg	-0.3	3.84	4	11	141	-2	0.13	-0.3	-1	6	4	0.16	65	-1	0.8	0.02	73	0.02		
MF11-12	1033233	37.00	38.00	1.00	Pegmatite	Peg	-0.3	3.83	5	21	352	-2	0.15	-0.3	-1	6	6	0.16	51	1	0.5	0.02	63	0.01		
MF11-12	1033234	39.00	39.00	0.00	Pegmatite	Peg	-0.3	3.88	-3	7	279	-2	0.19	-0.3	-1	9	4	0.14	64	1	0.8	0.01	258	0.06		
MF11-12	1033235	39.00	40.00	1.00	Pegmatite	Peg	-0.3	3.76	-3	-7	207	-2	0.31	-0.3	-1	5	5	0.15	69	-1	1	0.01	241	0.05		
MF11-12	1033236	40.00	41.00	1.00	Pegmatite	Peg	-0.3	4.02	-3	8	304	-2	0.13	-0.3	-1	3	3	0.14	72	-1	1	0.02	264	0.06		
MF11-12	1033238	41.00	42.00	1.00	Pegmatite	Peg	-0.3	3.29	-3	-7	193	-2	0.19	-0.3	-1	9	4	0.13	65	1	0.7	0.02	62	0.01		
MF11-12	1033239	42.00	43.00	1.00	Pegmatite	Peg	-0.3	3.88	5	9	341	-2	0.24	0.3	-1	7	4	0.18	68	1	1.2	0.02	2090	0.45		
MF11-12	1033241	43.00	44.00	1.00	Pegmatite	Peg	-0.3	4.2	3	21	180	-2	0.27	-0.3	-1	8	6	0.19	58	-1	1.8	0.01	100	0.02		
MF11-12	1033242	44.00	44.90	0.90	Pegmatite	Peg	-0.3	4.3	-3	14	161	-2	0.25	-0.3	-1	8	8	0.15	63	1	0.7	0.02	28	0.01		
MF11-12	1033243	44.90	46.65	1.75	Mafic Meta-Volcanic	MV	-0.3	4.44	-3	149	11	-2	4.94	0.7	34	184	61	6.45	27	1	1.1	3.99	1700	0.37		
MF11-12	1033244	46.65	48.00	1.35	Pegmatite	Peg	-0.3	3.91	-3	50	328	-2	0.66	-0.3	-1	12	4	0.25	56	1	1.1	0.09	257	0.06		
MF11-12	1033245	48.00	49.00	1.00	Pegmatite	Peg	-0.3	4.38	-3	156	142	-2	0.66	0.4	-1	5	8	0.25	54	-1	1.4	0.04	3440	0.74		
MF11-12	1033246	49.00	50.00	1.00	Pegmatite	Peg	-0.3	4.04	-3	30	267	6	0.27	0.4	-1	8	5	0.19	48	-1	0.9	0.02	37	0.01		
MF11-12	1033247	50.00	51.00	1.00	Pegmatite	Peg	-0.3	3.16	-3	13	765	-2	0.16	-0.3	-1	13	4	0.23	61	-1	1.1	0.03	120	0.03		
MF11-12	1033248	51.00	52.00	1.00	Pegmatite	Peg	-0.3	4.02	-3	20	426	-2	0.15	-0.3	-1	4	3	0.2	67	-1	1.3	0.03	342	0.07		
MF11-12	1033249	52.00	53.00	1.00	Pegmatite	Peg	-0.3	3.53	-3	14	369	4	0.2	-0.3	-1	5	2	0.15	56	-1	0.9	0.02	45	0.01		
MF11-12	1033250	53.00	54.00	1.00	Pegmatite	Peg	-0.3	4.14	4	16	227	10	0.27	-0.3	-1	10	3	0.14	61	-1	1.4	0.01	149	0.03		
MF11-12	1033251	54.00	55.00	1.00	Pegmatite	Peg	-0.3	3.74	-3	14	515	22	0.24	-0.3	-1	3	4	0.18	56	1	1.6	0.01	265	0.06		
MF11-12	1033252	55.00	56.00	1.00	Pegmatite	Peg	-0.3	4.1	-3	16	313	-2	0.31	-0.3	-1	8	4	0.21	68	-1	1	0.02	66	0.01		
MF11-12	1033253	56.00	57.00	1.00	Pegmatite	Peg	-0.3	3.82	4	19	116	-2	0.21	-0.3	-1	8	6	0.19	46	1	1.1	0.01	22	0.00		
MF11-12	1033254	57.00	58.00	1.00	Pegmatite	Peg	-0.3	3.8	-3	15	83	6	0.17	-0.3	-1	8	3	0.18	48	-1	1.4	0.01	34	0.01		
MF11-12	1033255	58.00	59.30	1.30	Pegmatite	Peg	-0.3	3.97	8	43	216	-2	0.22	-0.3	-1	4	8	0.23	53	-1	1.1	0.03	35	0.01		
MF11-12	1033256	59.30	61.00	1.70	Mafic Meta-Volcanic	MV	-0.3	3.57	-3	192	36	-2	2.91	-0.3	22	111	22	5.69	28	-1	1	2.23	1980	0.43		
MF11-12	1033257	61.00	62.00	1.00	Mafic Meta-Volcanic	MV	-0.3	3.98	4	175	6	4	8.13	0.7	30	118	15	9.02	20	-1	0.8	3.87	446	0.10		
MF11-12	1033258	62.00	64.00	2.00	Mafic Meta-Volcanic	MV	-0.3	4.11	-3	91	7	3	6.23	0.6	39	178	43	8.19	19	-1	0.6	4.34	1890	0.41		
MF11-12	1033259	64.00	66.00	2.00	Mafic Meta-Volcanic	MV	1	3.11	-3	241	11	-2	2.52	0.6	7	37	81	6.13	28	-1	0.8	0.61	500	0.11		
MF11-12	1033261	66.00	68.00	2.00	Mafic Meta-Volcanic	MV	-0.3	3.16	-3	185	43	-2	2.4	0.6	2	6	17	4.83	33	-1	0.8	0.31	485	0.10		
MF11-12	1033262	84.00	85.20	1.20	Mafic Meta-Volcanic	MV	0.4	3.44	-3	125	9	-2	4.67	0.6	19	10	25	8.03	29	1	0.8	1.35	585	0.13		
MF11-12	1033263	85.20	85.85	0.65	Pegmatite	Peg	-0.3	4.16	5	78	22	16	1.23	-0.3	5	11	19	1.9	49	1	0.5	0.23	270	0.06		
MF11-12	1033264	85.85	87.00	1.15	Mafic Meta-Volcanic	MV	-0.3	3.72	3	254	18	3	5.49	0.6	24	31	89	8.18	29	-1	0.8	0.98	524	0.11		
MF11-12	1033265	87.00	89.00	2.00	Mafic Meta-Volcanic	MV	0.3	3.35	-3	15	16	4	7.33	0.8	40	42	98	13.7	20	-1	0.3	2.4	728	0.16		
MF11-12	1033266	89.00	89.70	0.70	Qtz rich peg?	Qtz	0.3	3.78	3	292	14	4	6.64	0.7	40	46	71	11.6	24	-1	0.9	3.3	1400	0.30		
MF11-12	1033267	89.70	90.30	0.60	Mafic Meta-Volcanic	MV	-0.3	1.78	4	26	21	3	1.06	-0.3	10	13	24	2.7	24	-1	0.4	0.59	341	0.07		

Mavis-Fairservice Drillhole Sample Intervals with Results

Hole	Sample	From_m	To_m	Length_m	Description	Lith	Ag_ppm	Al_%	As_ppm	Ba_ppm	Be_ppm	Bi_ppm	Ca_%	Cd_ppm	Co_ppm	Cr_ppm	Cu_ppm	Fe_%	Ga_ppm	Hg_ppm	K_%	Mg_%	Li_ppm	Li2O_%	Li2O_%	(m)
MF11-12	1033268	90.30	92.00	1.70	Mafic Meta-Volcanic	MV	-0.3	2.77	4	23	12	5	5.54	0.8	44	43	146	11.8	25	-1	0.4	2.97	3140	0.68		
MF11-12	1033269	101.00	103.00	2.00	Pegmatite	Peg	-0.3	3.84	-3	9	850	3	0.25	0.5	-1	8	2	0.2	57	1	1	0.02	1500	0.32		
MF11-12	1033270	103.00	105.10	2.10	Pegmatite	Peg	-0.3	3.69	-3	-7	185	21	0.21	0.3	-1	5	-1	0.19	61	-1	0.6	0.01	838	0.18		
MF11-12	1033271	105.10	106.20	1.10	Mafic Meta-Volcanic	MV	-0.3	3.43	3	92	11	4	5.63	0.8	32	11	69	10.8	26	-1	0.7	1.93	1740	0.37		
MF11-12	1033272	106.20	108.00	1.80	Pegmatite	Peg	-0.3	4.06	3	18	319	6	0.36	-0.3	-1	2	2	0.39	63	-1	0.8	0.05	1150	0.25		
MF11-12	1033273	108.00	110.00	2.00	Pegmatite	Peg	-0.3	3.91	-3	21	188	50	0.58	-0.3	1	5	-1	0.42	74	-1	0.9	0.06	1270	0.27		
MF11-12	1033274	110.00	112.00	2.00	Pegmatite	Peg	-0.3	3.82	-3	52	91	-2	0.45	-0.3	-1	5	-1	0.46	81	1	1.4	0.07	3190	0.69		
MF11-12	1033275	112.00	114.15	2.15	Peg with MV stringer	Peg	-0.3	4.04	-3	416	39	-2	2.2	0.6	13	27	33	3.99	52	-1	1.2	1.11	1530	0.33		
MF11-12	1033276	114.15	116.00	1.85	Pegmatite	Peg	-0.3	3.96	-3	15	382	-2	0.4	-0.3	-1	3	6	0.23	56	-1	0.6	0.03	189	0.04		
MF11-12	1033277	116.00	116.95	0.95	Pegmatite	Peg	-0.3	4.05	-3	23	277	-2	0.21	-0.3	-1	3	1	0.21	67	-1	0.7	0.01	2120	0.46		
MF11-12	1033278	116.95	119.45	2.50	Mafic Meta-Volcanic	MV	-0.3	2.98	15	59	9	3	4.31	1.1	28	7	75	11.7	23	4	0.6	2.02	4910	1.06		
MF11-12	1033279	119.45	121.00	1.55	Pegmatite	Peg	-0.3	3.84	-3	-7	192	-2	0.13	0.3	-1	7	1	0.21	64	-1	0.9	0.01	3890	0.84		
MF11-12	1033281	121.00	123.00	2.00	Pegmatite	Peg.	-0.3	3.82	-3	-7	268	4	0.12	0.3	-1	6	-1	0.16	63	-1	1.4	-0.01	2710	0.58		
MF11-12	1033282	123.00	125.00	2.00	Pegmatite	Peg.	-0.3	3.94	-3	-7	151	-2	0.11	0.3	-1	8	-1	0.11	50	-1	2.3	-0.01	1250	0.27		
MF11-12	1033284	125.00	127.00	2.00	Pegmatite	Peg.	-0.3	4.48	-3	-7	311	10	0.2	0.4	-1	5	3	0.2	70	-1	1.4	-0.01	5550	1.19		
MF11-12	1033285	127.00	129.00	2.00	Pegmatite	Peg.	-0.3	4.53	-3	-7	188	2	0.12	0.4	-1	7	2	0.21	68	-1	1.3	-0.01	7750	1.67		
MF11-12	1033286	129.00	131.00	2.00	Pegmatite	Peg.	-0.3	4.43	5	-7	170	-2	0.1	0.3	-1	5	3	0.23	70	-1	1.6	-0.01	10000	2.15	overlimit	
MF11-12	1033287	131.00	133.00	2.00	Pegmatite	Peg.	-0.3	4.16	-3	8	380	-2	0.08	0.4	-1	4	2	0.2	68	-1	2.2	-0.01	8320	1.79		
MF11-12	1033288	133.00	135.00	2.00	Pegmatite	Peg.	-0.3	3.85	-3	-7	299	3	0.15	1.4	-1	6	1	0.24	58	-1	2.3	-0.01	6480	1.39		
MF11-12	1033289	135.00	137.00	2.00	Pegmatite	Peg.	-0.3	3.72	-3	-7	204	4	0.09	0.6	-1	10	1	0.2	58	-1	1.4	-0.01	7820	1.68		
MF11-12	1033290	137.00	139.00	2.00	Pegmatite	Peg.	-0.3	3.91	-3	-7	329	-2	0.1	0.8	-1	2	1	0.15	60	-1	1.5	-0.01	5560	1.20		
MF11-12	1033291	139.00	141.00	2.00	Pegmatite	Peg.	-0.3	3.99	-3	-7	237	-2	0.07	1.1	-1	7	-1	0.14	60	-1	1.4	-0.01	5380	1.16		
MF11-12	1033292	141.00	142.80	1.80	Pegmatite	Peg.	-0.3	3.85	-3	-7	165	-2	0.11	0.6	-1	4	1	0.2	65	1	1.8	-0.01	1980	0.43		
MF11-12	1033293	142.80	145.40	2.60	Mafic Meta-Volcanic	MV	-0.3	3.5	6	88	10	7	4.83	0.9	35	13	185	11.1	27	-1	0.5	2.51	4160	0.90	1.17	28.45
MF11-12	1033294	145.40	146.00	0.60	Pegmatite	Peg	-0.3	3.21	4	48	76	-2	4.68	0.6	21	14	73	6.47	33	-1	0.4	0.74	381	0.08		
MF11-12	1033295	146.00	148.00	2.00	Mafic Meta-Volcanic	MV	-0.3	3.74	6	102	15	-2	5.08	0.6	36	22	78	10.8	26	-1	0.7	2.56	1360	0.29		
MF11-12	1033296	148.00	150.10	2.10	Mafic Meta-Volcanic	MV	0.3	3.7	-3	667	8	3	6.32	0.7	38	63	113	9.65	24	-1	0.9	3.25	1500	0.32		
MF11-12	1033297	150.10	152.00	1.90	Pegmatite	Peg	-0.3	3.34	-3	7	119	-2	0.15	0.6	-1	3	2	0.26	61	-1	2	0.01	2330	0.50		
MF11-12	1033298	152.00	154.00	2.00	Pegmatite	Peg	-0.3	4.52	-3	-7	307	13	0.1	0.9	-1	3	2	0.22	71	-1	0.7	-0.01	9860	2.12		
MF11-12	1033299	154.00	156.00	2.00	Pegmatite	Peg	-0.3	4.75	5	-7	192	-2	0.11	0.6	-1	7	2	0.26	71	-1	1.4	-0.01	9190	1.98		
MF11-12	1033301	156.00	158.00	2.00	Pegmatite	Peg	-0.3	4.24	-3	-7	199	-2	0.07	0.5	-1	9	1	0.27	70	-1	1.7	-0.01	10000	2.15	overlimit	
MF11-12	1033302	158.00	160.00	2.00	Pegmatite	Peg	-0.3	4.45	-3	-7	96	-2	0.1	8.7	-1	4	3	0.3	76	1	1	-0.01	10000	2.15	overlimit	
MF11-12	1033303	160.00	162.00	2.00	Pegmatite	Peg	-0.3	4.58	5	-7	190	-2	0.13	0.4	-1	6	3	0.3	76	1	1.5	-0.01	10000	2.15	overlimit	
MF11-12	1033305	162.00	164.00	2.00	Pegmatite	Peg	-0.3	3.63	-3	-7	62	-2	0.31	1.1	-1	4	2	0.24	63	-1	0.8	-0.01	7610	1.64		
MF11-12	1033306	164.00	166.00	2.00	Pegmatite	Peg	-0.3	3.93	5	-7	366	9	0.11	0.3	-1	3	-1	0.28	74	-1	1.3	-0.01	4980	1.07		
MF11-12	1033307	166.00	168.00	2.00	Pegmatite	Peg	-0.3	2.89	-3	-7	206	-2	0.15	0.5	-1	5	1	0.25	58	-1	0.7	-0.01	5420	1.17		
MF11-12	1033308	168.00	170.00	2.00	Pegmatite	Peg	-0.3	4.03	-3	8	173	5	0.11	0.6	-1	8	2	0.28	59	-1	1	-0.01	5140	1.11		
MF11-12	1033309	170.00	172.00	2.00	Pegmatite	Peg	-0.3	4.21	-3	25	110	-2	0.11	-0.3	-1	3	1	0.27	71	-1	1.3	-0.01	5640	1.21		
MF11-12	1033310	172.00	174.00	2.00	Pegmatite	Peg	-0.3	3.99	-3	12	67	-2	0.13	-0.3	-1	4	1	0.27	61	-1	0.7	-0.01	5720	1.23		
MF11-12	1033311	174.00	176.00	2.00	Pegmatite	Peg	-0.3	4.03	-3	-7	228	-2	0.11	1.1	-1	2	1	0.29	70	-1	1.4	-0.01	4960	1.07		
MF11-12	1033312	176.00	178.25	2.25	Pegmatite	Peg	-0.3	4.22	5	31	213	-2	0.25	2.2	2	5	6	0.53	65	-1	1.1	0.07	5590	1.20	1.55	26.25
MF11-12	1033313	178.25	179.00	0.75	Pegmatite	Peg	-0.3	4.26	-3	23	69	-2	2.37	0.6	20	16	66	4.35	49	-1	1.3	1.47	663	0.14		
MF11-12	1033314	179.00	181.00	2.00	Mafic Meta-Volcanic	MV	0.3	3.79	5	50	2	3	5.98	0.8	48	25	132	10.6	21	-1	0.3	3.74	909	0.20		
MF11-12	1033315	181.00	183.00	2.00	Mafic Meta-Volcanic	MV	-0.3	3.69	-3	92	2	3	6.27	0.7	45	23	149	10.8	20	-1	0.2	2.89	400	0.09		
MF11-12	1033316	183.00	185.00	2.00	Mafic Meta-Volcanic	MV	0.4	3.72	-3	197	1	-2	6.38	0.7	46	29	148	11.2	21	-1	0.3	3.08	408	0.09		
MF11-12	1033317	185.00	187.00	2.00	Mafic Meta-Volcanic	MV	-0.3	3.41	-3	52	16	-2	7.82	0.7	43	77	114	8.84	20	-1	0.2	2.84	228	0.05		
MF11-12	1033318	187.00	189.00	2.00	Mafic Meta-Volcanic	MV	-0.3	3.74	-3	105	3	2	6.57	0.6	45	78	123	9.71	19	-1	0.4	3.34	505	0.11		
MF11-12	1033319	189.00	191.00	2.00	Mafic Meta-Volcanic	MV	-0.3	3.7	-3	41	-1	6	6.35	0.8	46	47	108	11.3	21	-1	0.2	3.06	673	0.14		
MF11-12	1033321	191.00	193.00	2.00	Mafic Meta-Volcanic	MV	-0.3	3.81	-3	372	7	4	5.98	0.6	45	33	122	9.21	23	-1	0.6	2.88	826	0.18		
MF11-12	1033322	193.00	194.50	1.50	Mafic Meta-Volcanic	MV	-0.3	3.95	-3	348	2	3	5.64	0.7	44	76	100	10.1	22	-1	1	3.07	666	0.14		
MF11-12	1033323	194.50	194.90	0.40	Pegmatite	Peg	-0.3	3.86	-3	69	194	-2	0.94	-0.3	3	43	27	0.85	63	1	1	0.16	122	0.03		

Mavis-Fairservice Drillhole Sample Intervals with Results

Hole	Sample	From_m	To_m	Length_m	Description	Lith	Ag_ppm	Al_%	As_ppm	Ba_ppm	Be_ppm	Bi_ppm	Ca_%	Cd_ppm	Co_ppm	Cr_ppm	Cu_ppm	Fe_%	Ga_ppm	Hg_ppm	K_%	Mg_%	Li_ppm	Li2O_%	Li2O_%	(m)
MF11-12	1033324	194.90	197.00	2.10	Mafic Meta-Volcanic	MV	-0.3	4.13	-3	66	-1	5	6.13	0.5	56	88	82	11.6	22	-1	0.3	3.73	1100	0.24		
MF11-12	1033325	197.00	199.00	2.00	Mafic Meta-Volcanic	MV	0.3	3.91	-3	36	-1	5	5.88	0.6	60	78	81	11.8	21	-1	0.3	4.12	1420	0.31		
MF11-12	1033326	199.00	200.00	1.00	Mafic Meta-Volcanic	MV	0.3	3.91	-3	23	-1	3	6.26	0.6	59	76	85	11.6	22	-1	0.3	4.13	1670	0.36		
MF11-13	1033327	6.00	8.00	2.00	Mafic Meta-Volcanic	MV	0.3	3.63	-3	299	5	2	5.66	0.3	32	186	36	6.44	19	-1	0.8	4.2	561	0.12		
MF11-13	1033328	8.00	9.00	1.00	Pegmatite	Peg	0.3	4.19	3	110	188	-2	1.33	0.6	5	18	33	0.88	88	-1	1.1	0.52	250	0.05		
MF11-13	1033329	9.00	10.00	1.00	Pegmatite	Peg	-0.3	4.32	-3	16	151	-2	0.13	-0.3	-1	19	1	0.16	69	-1	0.8	0.02	56	0.01		
MF11-13	1033330	10.00	11.00	1.00	Pegmatite	Peg	-0.3	4.16	4	32	292	-2	0.12	-0.3	-1	6	12	0.18	70	-1	0.9	0.02	66	0.01		
MF11-13	1033331	11.00	12.00	1.00	Pegmatite	Peg	-0.3	4.13	-3	20	317	-2	0.11	-0.3	-1	16	16	0.19	71	-1	1	0.02	71	0.02		
MF11-13	1033332	12.00	13.00	1.00	Pegmatite	Peg	-0.3	3.42	3	-7	244	-2	0.1	-0.3	-1	3	4	0.17	45	-1	2.1	-0.01	73	0.02		
MF11-13	1033333	13.00	14.00	1.00	Pegmatite	Peg	-0.3	4.18	8	11	259	-2	0.15	-0.3	-1	2	5	0.19	69	-1	1.8	0.01	85	0.02		
MF11-13	1033334	14.00	14.90	0.90	Pegmatite	Peg	-0.3	3.74	5	20	280	-2	0.2	-0.3	-1	4	10	0.18	55	-1	1.1	0.01	64	0.01		
MF11-13	1033335	14.90	16.10	1.20	Mafic Meta-Volcanic	MV	0.3	3.38	-3	223	24	-2	4.77	0.4	32	100	48	5.93	22	-1	0.6	3.19	1590	0.34		
MF11-13	1033336	16.10	17.10	1.00	Pegmatite	Peg	-0.3	3.67	-3	13	428	-2	0.31	-0.3	-1	4	8	0.2	58	-1	0.6	0.04	87	0.02		
MF11-13	1033337	17.10	19.00	1.90	Mafic Meta-Volcanic	MV	-0.3	4.05	7	155	40	2	3.9	-0.3	31	113	36	6.27	29	-1	1.3	3.58	2690	0.58		
MF11-13	1033338	19.00	21.00	2.00	Mafic Meta-Volcanic	MV	-0.3	3.92	-3	77	3	-2	4.64	0.5	34	136	63	6.65	20	-1	0.5	3.85	5940	1.28		
MF11-13	1033339	21.00	22.00	1.00	Pegmatite	Peg	-0.3	4.73	-3	15	145	-2	0.31	0.3	-1	10	4	0.61	92	-1	1.1	0.09	8100	1.74		
MF11-13	1033341	22.00	23.00	1.00	Pegmatite	Peg	-0.3	2.83	-3	10	116	-2	0.12	-0.3	-1	32	4	0.42	48	-1	0.5	0.07	7190	1.55		
MF11-13	1033342	23.00	24.00	1.00	Pegmatite	Peg	-0.3	4.42	-3	25	194	5	0.23	-0.3	-1	8	6	0.43	71	-1	1.4	0.04	6220	1.34	1.44	5.00
MF11-13	1033343	24.00	24.90	0.90	Pegmatite	Peg	-0.3	4.21	-3	15	343	-2	0.12	-0.3	-1	3	6	0.21	70	1	0.8	0.02	1330	0.29		
MF11-13	1033344	24.90	25.80	0.90	Mafic Meta-Volcanic	MV	-0.3	4.12	-3	177	23	-2	4.35	1	38	141	15	7.02	24	-1	1.5	3.95	3550	0.76		
MF11-13	1033345	25.80	27.00	1.20	Pegmatite	Peg	-0.3	3.49	-3	9	281	-2	0.17	-0.3	-1	9	5	0.19	64	-1	1.1	0.02	120	0.03		
MF11-13	1033346	27.00	28.00	1.00	Pegmatite	Peg	-0.3	3.85	-3	11	436	-2	0.14	-0.3	-1	5	5	0.18	57	-1	1	0.01	77	0.02		
MF11-13	1033348	28.00	29.10	1.10	Pegmatite	Peg	-0.3	3.81	-3	15	221	-2	0.21	-0.3	-1	6	5	0.16	50	-1	1.4	0.01	56	0.01		
MF11-13	1033349	30.00	32.00	2.00	Mafic Meta-Volcanic	MV	-0.3	3.8	7	156	8	-2	8.83	0.6	36	204	50	7.24	19	1	0.6	3.6	833	0.18		
MF11-13	1033350	32.00	33.60	1.60	Mafic Meta-Volcanic	MV	-0.3	3.78	-3	110	6	-2	8.58	-0.3	35	154	55	7.05	21	-1	0.4	3.62	1230	0.26		
MF11-13	1033351	33.60	35.00	1.40	Pegmatite	Peg	-0.3	4.2	-3	32	416	-2	0.22	-0.3	-1	4	6	0.22	49	1	2.3	0.03	3490	0.75		
MF11-13	1033352	35.00	36.00	1.00	Mafic Meta-Volcanic	MV	-0.3	3.91	-3	119	7	5	9.58	0.5	37	173	35	7.3	20	-1	0.5	3.39	395	0.09		
MF11-13	1033353	36.00	38.00	2.00	Mafic Meta-Volcanic	MV	-0.3	3.9	-3	77	4	3	10.3	0.5	35	167	46	7.09	17	-1	0.3	3.35	156	0.03		
MF11-13	1033354	29.10	30.00	0.90	Mafic Meta-Volcanic	MV	-0.3	4.01	-3	145	49	-2	7.02	0.4	31	177	19	6.62	23	-1	1	3.58	2820	0.61		
MF11-14	1033355	22.00	23.00	1.00	Mafic Meta-Volcanic	MV	-0.3	3.9	-3	240	11	-2	8.33	0.6	37	197	24	7.45	21	-1	0.9	3.57	355	0.08		
MF11-14	1033356	24.00	25.00	1.00	Pegmatite	Peg	-0.3	4.99	-3	329	91	-2	0.16	-0.3	6	16	35	1.54	78	1	1.1	0.53	10000	2.15	overlimit	
MF11-14	1033357	25.00	26.00	1.00	Pegmatite	Peg	-0.3	3.86	-3	58	46	-2	0.09	-0.3	-1	7	5	0.41	66	2	1	0.04	10000	2.15	overlimit	
MF11-14	1033358	26.00	27.00	1.00	Pegmatite	Peg	-0.3	4.29	-3	93	281	-2	0.11	-0.3	-1	5	4	0.47	78	-1	1	0.05	10000	2.15	2.15	3.00
MF11-14	1033359	27.00	28.00	1.00	Pegmatite	Peg	-0.3	4.15	-3	30	137	-2	0.2	-0.3	-1	3	2	0.2	57	-1	1.6	0.02	381	0.08		
MF11-14	1033361	28.00	29.50	1.50	Pegmatite	Peg	-0.3	4.12	-3	139	3	-2	8.06	0.5	37	137	53	6.76	20	-1	0.5	3.16	2200	0.47		
MF11-14	1033362	29.50	31.50	2.00	Mafic Meta-Volcanic	MV	0.3	4.22	5	256	-1	-2	4.82	0.3	30	181	64	5.98	21	-1	0.9	3.5	387	0.08		
MF11-14	1033363	60.00	61.35	1.35	Mafic Meta-Volcanic	MV	-0.3	3.05	-3	65	20	-2	6.6	0.4	15	41	48	3.47	18	-1	0.3	1.1	90	0.02		
MF11-14	1033364	61.35	61.75	0.40	Qtz Stringer	Qtz	-0.3	3.99	-3	30	261	-2	0.47	-0.3	1	5	4	0.33	58	-1	1.5	0.08	1720	0.37		
MF11-14	1033365	61.75	63.00	1.25	Mafic Meta-Volcanic	MV	-0.3	3.38	3	130	6	-2	8.64	0.5	42	339	74	7.37	20	-1	0.3	3.93	123	0.03		
MF11-15	1033366	46.00	46.90	0.90	Peg. Stringer	Peg	-0.3	3.65	-3	29	16	-2	2.15	0.4	12	17	33	3.33	44	-1	0.4	0.92	270	0.06		
MF11-15	1033367	77.00	78.40	1.40	Mafic Meta-Volcanic	MV	-0.3	3.4	-3	148	7	4	4.3	0.5	19	26	41	10.2	33	-1	0.7	1.34	1610	0.35		
MF11-15	1033368	78.40	80.00	1.60	Pegmatite	Peg	-0.3	4.34	-3	10	276	-2	0.15	0.4	-1	7	2	0.23	69	1	1.1	0.02	8600	1.85		
MF11-15	1033369	80.00	82.00	2.00	Pegmatite	Peg	-0.3	4.03	-3	-7	189	-2	0.21	-0.3	-1	3	2	0.37	67	-1	1.8	0.05	6420	1.38		
MF11-15	1033370	82.00	83.75	1.75	Pegmatite	Peg	-0.3	4.24	-3	14	244	-2	0.77	0.4	3	4	8	1.26	64	-1	1	0.21	6290	1.35	1.51	5.35
MF11-15	1033371	83.75	85.00	1.25	Mafic Meta-Volcanic	MV	0.4	3.51	5	114	2	-2	4.68	0.9	30	12	60	12.8	25	-1	0.4	2.02	2950	0.63		
MF11-15	1033372	85.00	87.00	2.00	Mafic Meta-Volcanic	MV	0.4	3.51	-3	173	-1	-2	3.96	0.9	32	8	82	13	23	-1	0.3	2.41	613	0.13		
MF11-15	1033373	95.60	96.20	0.60	Peg. Stringer	Peg	-0.3	1.16	-3	83	7	-2	3.37	-0.3	16	12	175	3.94	13	-1	0.1	0.64	89	0.02		
MF11-16	1033374	22.95	24.30	1.35	Qtz Stringer	Qtz	-0.3	1.96	-3	31	3	-2	3.06	0.4	22	15	107	5.22	15	-1	0.1	1.17	73	0.02		
MF11-16	1033375	88.00	89.35	1.35	Mafic Meta-Volcanic	MV	-0.3	3.08	-3	104	7	-2	3.68	0.6	18	4	42	10.2	24	-1	1.1	1.31	2480	0.53		
MF11-16	1033376	89.35	91.00	1.65	Pegmatite	Peg	-0.3	3.91	-3	21	86	-2	0.62	-0.3	1	2	-1	0.66	67	-1	0.9	0.08	5180	1.12		
MF11-16	1033377	91.00	92.00	1.00	Pegmatite	Peg	-0.3	3.91	4	-7	63	-2	0.11	0.4	-1	3	1	0.19	60	1	1.1	-0.01	5220	1.12		

Mavis-Fairservice Drillhole Sample Intervals with Results

Hole	Sample	From_m	To_m	Length_m	Description	Lith	Ag_ppm	Al_%	As_ppm	Ba_ppm	Be_ppm	Bi_ppm	Ca_%	Cd_ppm	Co_ppm	Cr_ppm	Cu_ppm	Fe_%	Ga_ppm	Hg_ppm	K_%	Mg_%	Li_ppm	Li2O_%	Li2O_%	(m)
MF11-16	1033378	92.00	93.00	1.00	Pegmatite	Peg	-0.3	3.62	5	-7	159	-2	0.1	-0.3	-1	14	1	0.18	69	-1	0.9	-0.01	6300	1.36		
MF11-16	1033379	93.00	94.00	1.00	Pegmatite	Peg	-0.3	3.46	-3	-7	401	7	0.12	-0.3	-1	21	1	0.28	68	-1	1.2	-0.01	5350	1.15	1.18	4.65
MF11-16	1033381	94.00	95.00	1.00	Pegmatite	Peg	-0.3	3.06	-3	-7	400	2	0.12	0.3	-1	10	-1	0.19	51	-1	1.2	-0.01	545	0.12		
MF11-16	1033382	95.00	96.00	1.00	Pegmatite	Peg	-0.3	3.66	3	-7	433	-2	0.15	-0.3	-1	8	3	0.24	63	1	1.2	-0.01	2800	0.60		
MF11-16	1033383	96.00	97.00	1.00	Pegmatite	Peg	-0.3	3.89	-3	-7	455	-2	0.15	-0.3	-1	3	1	0.25	76	-1	1	-0.01	5410	1.16		
MF11-16	1033384	97.00	98.00	1.00	Pegmatite	Peg	-0.3	2.3	-3	-7	251	-2	0.11	-0.3	-1	9	2	0.17	56	-1	0.9	-0.01	616	0.13		
MF11-16	1033385	98.00	99.00	1.00	Pegmatite	Peg	-0.3	3.59	5	-7	537	3	0.13	-0.3	-1	5	1	0.16	62	2	1	-0.01	1300	0.28		
MF11-16	1033386	99.00	100.20	1.20	Pegmatite	Peg	-0.3	4.02	-3	22	95	-2	0.54	-0.3	3	11	2	1.11	66	1	1.2	0.18	937	0.20		
MF11-16	1033387	100.20	101.00	0.80	Mafic Meta-Volcanic	MV	-0.3	3.49	-3	30	8	-2	4	0.8	28	5	27	12.3	25	-1	0.7	2.66	5910	1.27		
MF11-16	1033388	101.00	102.00	1.00	Mafic Meta-Volcanic	MV	-0.3	3.45	-3	33	2	5	3.9	0.7	28	15	85	12.5	23	-1	0.3	2.45	3670	0.79		
MF11-17	1033389	13.00	14.00	1.00	Mafic Meta-Volcanic	MV	-0.3	3.75	-3	143	2	-2	6.5	0.6	38	16	42	11.5	24	-1	0.5	2.62	219	0.05		
MF11-17	1033390	14.00	15.60	1.60	Pegmatite	Peg	-0.3	2.94	3	112	438	-2	0.3	-0.3	1	4	7	0.5	43	-1	1.8	0.05	41	0.01		
MF11-17	1033391	15.60	17.00	1.40	Mafic Meta-Volcanic	MV	-0.3	3.79	-3	184	3	3	5.21	0.8	40	30	61	11.2	22	-1	0.6	2.97	332	0.07		
MF11-17	1033392	30.00	31.10	1.10	Mafic Meta-Volcanic	MV	-0.3	4.27	-3	46	11	-2	7.53	0.7	42	65	115	7.82	23	-1	0.3	2.65	661	0.14		
MF11-17	1033393	31.10	32.00	0.90	Pegmatite	Peg	-0.3	3.95	-3	41	232	16	0.25	-0.3	-1	4	3	0.4	74	1	1	0.04	3000	0.65		
MF11-17	1033394	32.00	32.80	0.80	Pegmatite	Peg	-0.3	3.86	7	53	282	54	0.18	-0.3	-1	7	5	0.43	69	-1	2.1	0.01	3730	0.80		
MF11-17	1033395	32.80	34.00	1.20	Mafic Meta-Volcanic	MV	-0.3	4.93	7	51	47	16	7.67	0.5	44	56	80	7.65	34	-1	0.5	2.45	1740	0.37		
MF11-17	1033396	34.00	36.30	2.30	Mafic Meta-Volcanic	MV	-0.3	4.71	5	39	8	4	8.29	0.5	50	65	116	8.81	23	-1	0.4	2.99	1790	0.39		
MF11-17	1033397	36.30	38.00	1.70	Pegmatite	Peg	-0.3	3.54	5	89	344	27	0.55	0.6	3	8	10	0.78	56	-1	2.1	0.17	1960	0.42		
MF11-17	1033398	38.00	39.50	1.50	Pegmatite	Peg	-0.3	4.09	-3	159	367	13	0.53	-0.3	-1	7	4	0.65	72	-1	2.1	0.09	3680	0.79		
MF11-17	1033399	39.50	41.00	1.50	Mafic Meta-Volcanic	MV	-0.3	4.43	5	43	17	6	10.8	0.5	46	78	84	7.87	24	-1	0.2	2.56	610	0.13		
MF11-18	1033401	16.00	17.00	1.00	Mafic Meta-Volcanic	MV	-0.3	3.78	7	81	2	-2	6.5	1.3	47	66	152	11	24	-1	0.9	2.82	913	0.20		
MF11-18	1033402	17.00	19.00	2.00	Pegmatite	Peg	-0.3	3.46	-3	360	240	5	0.17	1.2	-1	3	38	0.33	34	-1	3.1	0.05	39	0.01		
MF11-18	1033404	19.00	21.00	2.00	Pegmatite	Peg	-0.3	3.79	-3	171	420	10	0.14	-0.3	-1	7	7	0.38	41	-1	3.3	0.03	66	0.01		
MF11-18	1033405	21.00	23.00	2.00	Pegmatite	Peg	-0.3	3.27	-3	163	768	17	0.14	0.7	-1	4	6	0.45	42	-1	3.5	0.03	444	0.10		
MF11-18	1033406	23.00	24.45	1.45	Pegmatite	Peg	-0.3	3.74	-3	157	452	60	0.17	0.6	-1	6	6	0.33	54	-1	3.7	0.02	547	0.12		
MF11-18	1033407	24.45	26.00	1.55	Mafic Meta-Volcanic	MV	-0.3	3.88	-3	49	3	3	6.48	1.7	40	70	59	9.94	25	-1	0.3	2.91	2600	0.56		
MF11-19	1033408	17.00	19.30	2.30	Mafic Meta-Volcanic	MV	-0.3	4.09	-3	63	-1	2	7.08	0.5	48	78	63	8.37	21	-1	0.3	3.49	574	0.12		
MF11-19	1033409	19.30	20.00	0.70	Pegmatite	Peg	-0.3	3.51	-3	91	87	17	0.55	-0.3	3	6	17	0.66	38	1	2.6	0.21	43	0.01		
MF11-19	1033410	20.00	22.00	2.00	Pegmatite	Peg	-0.3	3.2	-3	75	277	27	0.12	-0.3	-1	5	8	0.55	63	1	2.6	0.03	5160	1.11		
MF11-19	1033411	22.00	24.00	2.00	Pegmatite	Peg	-0.3	3.97	-3	63	399	11	0.14	-0.3	-1	4	2	0.46	59	-1	1.9	0.03	2810	0.60		
MF11-19	1033413	24.00	26.00	2.00	Pegmatite	Peg	-0.3	3.79	-3	68	280	14	0.12	-0.3	-1	7	2	0.48	61	-1	3.2	0.03	3270	0.70		
MF11-19	1033414	26.00	26.70	0.70	Pegmatite	Peg	-0.3	4.34	-3	33	202	8	0.82	-0.3	3	50	12	1.31	67	-1	1.3	0.17	104	0.02		
MF11-19	1033415	26.70	29.00	2.30	Mafic Meta-Volcanic	MV	-0.3	4.32	-3	58	1	-2	6.64	0.6	51	46	112	9.45	22	-1	0.3	3.25	980	0.21		
MF11-20	1033416	6.00	7.60	1.60	Mafic Meta-Volcanic	MV	-0.3	4.45	-3	103	8	2	7.06	0.6	32	88	125	9.53	30	-1	0.5	2.05	1640	0.35		
MF11-20	1033417	7.60	9.00	1.40	Pegmatite	Peg	-0.3	4.64	-3	17	181	5	0.44	0.9	-1	13	7	0.45	85	-1	1.7	0.06	3860	0.83		
MF11-20	1033418	9.00	10.45	1.45	Pegmatite	Peg	-0.3	3.99	-3	45	156	4	0.35	0.4	-1	37	5	0.34	67	-1	2.5	0.04	2180	0.47		
MF11-20	1033419	10.45	12.00	1.55	Pegmatite	Peg	-0.3	4.28	-3	66	2	-2	6.18	0.6	30	154	91	8.55	24	-1	0.3	2.23	1060	0.23		
MF11-20	1033421	30.00	30.95	0.95	Mafic Meta-Volcanic	MV	-0.3	4.15	-3	56	2	-2	5.38	1	42	119	127	9.91	25	-1	0.6	2.56	1680	0.36		
MF11-20	1033422	30.95	31.65	0.70	Pegmatite	Peg	-0.3	4.41	-3	21	160	6	0.71	0.6	3	9	9	0.69	70	-1	2.1	0.12	99	0.02		
MF11-20	1033423	31.65	33.00	1.36	Mafic Meta-Volcanic	MV	-0.3	4.4	5	90	4	-2	5.96	1	42	73	92	8.91	26	-1	0.6	2.45	971	0.21		

Mavis-Fairservice Drillhole Sample Intervals with Results

Hole	Sample	Mn_ppm	Mo_ppm	Na_%	Ni_ppm	P_%	Pb_ppm	Sb_ppm	S_%	Sc_ppm	Sr_ppm	Te_ppm	Ti_%	Tl_ppm	U_ppm	V_ppm	W_ppm	Y_ppm	Zn_ppm	Zr_ppm
MF11-01	1033001	608	1	3.85	3	0.16	4	-5	-0.01	-4	89	6	0.01	-5	-10	2	-5	-1	134	16
MF11-01	1033002	601	-1	4.77	2	0.114	-3	-5	-0.01	-4	20	-2	-0.01	6	-10	-2	-5	-1	83	12
MF11-01	1033003	1620	-1	1.89	43	0.075	-3	-5	0.08	43	194	-2	0.26	-5	-10	167	-5	45	160	56
MF11-01	1033004	1910	-1	1.71	41	0.078	4	-5	0.27	42	131	-2	0.27	7	-10	176	-5	49	134	54
MF11-01	1033005	1390	-1	3.41	23	0.115	4	-5	0.08	24	125	-2	0.19	-5	-10	130	-5	29	118	39
MF11-01	1033006	2050	3	1.77	7	0.486	-3	-5	0.02	5	65	-2	0.02	-5	-10	55	-5	8	192	9
MF11-01	1033007	1480	-1	5.95	2	0.375	6	-5	0.02	-4	23	10	-0.01	-5	-10	2	-5	2	99	8
MF11-01	1033008	2590	-1	1.04	27	0.055	4	-5	0.61	17	107	3	0.48	-5	-10	167	-5	23	122	122
MF11-01	1033009	3770	2	2.02	13	0.271	-3	-5	0.24	11	131	3	0.29	-5	-10	105	-5	17	130	60
MF11-01	1033010	4540	-1	0.73	29	0.059	8	-5	1.23	21	52	4	0.57	-5	-10	210	6	32	165	112
MF11-01	1033011	1150	2	5.29	7	0.181	10	-5	0.04	7	43	7	0.17	-5	10	63	5	9	262	49
MF11-01	1033012	1950	-1	1.97	33	0.063	-3	-5	0.24	25	119	-2	0.19	-5	-10	128	-5	35	114	39
MF11-01	1033013	4190	-1	0.85	30	0.041	-3	-5	1.98	14	76	-2	0.37	-5	-10	131	13	25	350	123
MF11-01	1033014	5790	-1	0.67	34	0.041	-3	-5	1.51	14	30	7	0.37	-5	-10	149	-5	26	226	100
MF11-01	1033015	4010	-1	0.83	33	0.053	4	-5	0.6	30	47	2	0.53	-5	-10	255	-5	40	142	112
MF11-01	1033016	3100	-1	1.68	24	0.117	-3	-5	0.48	20	41	3	0.54	-5	-10	207	-5	30	146	68
MF11-01	1033017	3020	2	0.6	29	0.038	-3	-5	0.29	16	84	4	0.5	-5	-10	163	6	24	293	123
MF11-01	1033018	2210	-1	1.09	35	0.054	4	-5	0.22	27	209	-2	0.18	-5	-10	113	5	33	139	34
MF11-01	1033019	2820	-1	0.72	37	0.044	-3	-5	0.58	31	99	2	0.41	-5	-10	248	-5	37	139	96
MF11-01	1033021	2540	-1	1.02	38	0.062	-3	-5	0.04	39	112	-2	0.21	-5	-10	203	-5	48	169	62
MF11-01	1033022	1910	-1	1.5	35	0.072	-3	-5	0.03	37	122	-2	0.16	6	-10	124	-5	41	122	51
MF11-01	1033023	664	-1	3.48	-1	0.282	5	-5	-0.01	-4	100	-2	-0.01	11	20	-2	-5	1	128	8
MF11-01	1033024	951	-1	3.35	1	0.298	8	-5	-0.01	-4	114	3	-0.01	6	20	-2	-5	1	174	8
MF11-02	1033025	1840	-1	1.83	6	0.127	-3	-5	0.14	33	135	2	0.22	-5	-10	48	-5	59	161	52
MF11-02	1033026	421	-1	6.66	2	0.265	-3	-5	-0.01	-4	72	9	0.02	-5	10	3	-5	3	27	11
MF11-02	1033027	1740	-1	1.98	5	0.109	-3	-5	0.06	34	122	-2	0.28	-5	-10	57	-5	57	136	57
MF11-03	1033028	197	-1	3.67	2	0.122	-3	-5	-0.01	-4	55	-2	-0.01	29	-10	-2	-5	-1	24	6
MF11-03	1033029	1860	-1	2.46	5	0.097	3	-5	0.42	37	186	2	0.26	-5	-10	73	-5	51	134	18
MF11-03	1033030	1860	-1	2.87	6	0.135	-3	-5	0.33	33	225	3	0.36	-5	-10	139	-5	48	135	49
MF11-03	1033031	417	-1	5.15	4	0.255	-3	-5	0.63	10	242	4	0.32	-5	-10	111	-5	7	86	28
MF11-03	1033032	1860	-1	2.71	5	0.188	-3	-5	0.32	36	187	-2	0.16	-5	-10	82	-5	51	130	14
MF11-03	1033033	89	-1	4.11	2	0.084	3	-5	0.01	-4	44	2	-0.01	15	-10	2	-5	-1	21	7
MF11-03	1033034	1580	-1	1.85	64	0.087	-3	-5	0.27	34	236	-2	0.2	-5	-10	126	-5	39	106	16
MF11-03	1033035	1460	-1	1.97	113	0.097	-3	-5	0.15	25	270	-2	0.27	-5	-10	133	-5	19	111	21
MF11-03	1033036	1310	2	3.27	143	0.123	3	-5	0.3	33	261	4	0.64	-5	-10	219	-5	21	121	63
MF11-03	1033037	1730	-1	2.47	257	0.13	-3	-5	1.44	35	225	3	0.74	8	-10	245	-5	23	282	56
MF11-03	1033038	1790	-1	2.48	190	0.122	-3	-5	0.33	36	335	7	0.81	-5	-10	262	-5	24	120	81
MF11-03	1033039	1620	-1	1.78	219	0.112	-3	-5	0.1	35	486	-2	0.21	-5	-10	132	-5	22	118	33
MF11-03	1033041	740	-1	4.83	2	0.015	4	-5	-0.01	-4	21	-2	-0.01	-5	-10	3	-5	-1	44	10
MF11-03	1033042	935	-1	4.38	1	0.016	3	-5	-0.01	-4	34	-2	-0.01	7	-10	3	-5	-1	61	9
MF11-03	1033043	2270	-1	0.77	256	0.139	5	-5	0.3	30	309	-2	0.41	-5	-10	172	7	19	155	26
MF11-03	1033044	1680	-1	1.66	235	0.121	-3	-5	0.19	35	267	4	0.58	-5	-10	199	-5	22	108	59
MF11-03	1033045	654	-1	5.3	22	0.026	8	-5	-0.01	-4	89	-2	0.03	8	-10	10	-5	1	53	19
MF11-03	1033046	1250	-1	2.13	274	0.122	-3	-5	0.47	33	719	5	0.71	-5	-10	235	-5	21	89	68
MF11-03	1033047	1380	-1	2.46	19	0.22	-3	-5	0.01	25	351	-2	0.46	-5	-10	84	-5	30	139	76
MF11-03	1033048	463	-1	4.48	2	0.071	-3	-5	-0.01	-4	25	-2	0.03	-5	-10	11	-5	-1	46	19
MF11-03	1033049	495	-1	4.36	1	0.064	-3	5	-0.01	-4	29	6	-0.01	14	-10	6	-5	-1	42	20
MF11-03	1033050	461	-1	3.77	2	0.08	-3	-5	-0.01	-4	32	-2	-0.01	21	-10	3	-5	-1	86	16
MF11-03	1033051	420	-1	3.63	1	0.073	-3	-5	-0.01	-4	34	3	-0.01	15	-10	3	-5	-1	96	17

Mavis-Fairservice Drillhole Sample Intervals with Results

Hole	Sample	Mn_ppm	Mo_ppm	Na_%	Ni_ppm	P_%	Pb_ppm	Sb_ppm	S_%	Sc_ppm	Sr_ppm	Te_ppm	Ti_%	Tl_ppm	U_ppm	V_ppm	W_ppm	Y_ppm	Zn_ppm	Zr_ppm
MF11-04	1033052	1300	-1	1.84	156	0.12	-3	-5	0.32	24	408	-2	0.32	-5	-10	126	-5	19	93	14
MF11-04	1033053	721	2	4.35	29	0.171	-3	-5	-0.01	-4	86	-2	0.09	13	-10	26	-5	2	142	21
MF11-04	1033054	1340	-1	1.7	171	0.075	-3	-5	-0.01	24	294	-2	0.21	-5	-10	65	-5	17	90	10
MF11-05	1033055	270	-1	3.35	3	0.044	-3	6	-0.01	-4	19	-2	-0.01	5	-10	3	-5	-1	41	12
MF11-05	1033056	725	-1	3.72	3	0.193	4	-5	-0.01	-4	55	6	-0.01	21	-10	-2	-5	-1	31	8
MF11-05	1033057	673	-1	3.4	2	0.1	-3	-5	-0.01	-4	10	-2	-0.01	7	-10	-2	-5	-1	53	6
MF11-05	1033058	310	-1	3.6	4	0.064	-3	-5	-0.01	-4	18	-2	-0.01	9	-10	-2	-5	-1	36	6
MF11-05	1033059	248	-1	2.31	2	0.093	-3	-5	-0.01	-4	45	8	-0.01	27	-10	-2	-5	-1	54	9
MF11-05	1033061	271	-1	2.94	2	0.057	-3	-5	-0.01	-4	25	-2	-0.01	6	-10	-2	-5	-1	66	8
MF11-05	1033062	358	-1	5.73	1	0.216	-3	-5	-0.01	-4	22	-2	-0.01	-5	-10	-2	-5	-1	28	6
MF11-05	1033063	1380	-1	2	190	0.108	-3	-5	0.02	26	472	2	0.25	-5	-10	84	-5	18	96	15
MF11-05	1033064	257	-1	4.7	15	0.091	5	-5	-0.01	-4	91	-2	0.06	6	-10	18	-5	2	113	16
MF11-05	1033065	1110	-1	4	147	0.318	9	-5	0.04	15	267	9	0.45	8	-10	119	-5	11	145	69
MF11-05	1033066	1350	-1	3.21	133	0.143	4	-5	0.03	24	652	-2	0.67	8	-10	171	-5	19	140	125
MF11-05	1033067	207	1	5.25	9	0.15	-3	-5	-0.01	-4	51	4	0.02	-5	-10	6	-5	-1	53	16
MF11-05	1033068	1520	-1	1.45	299	0.217	-3	-5	0.01	27	481	3	0.72	-5	-10	198	-5	18	82	64
MF11-05	1033069	136	-1	6.49	15	0.146	-3	-5	0.01	-4	145	-2	0.07	-5	-10	16	-5	2	35	23
MF11-06	1033070	1300	-1	2.39	24	0.179	-3	-5	0.02	25	345	-2	0.13	-5	-10	69	-5	28	145	35
MF11-06	1033071	688	1	5.03	2	0.056	3	6	-0.01	-4	24	-2	0.01	-5	-10	5	-5	-1	32	18
MF11-06	1033072	273	-1	4.27	2	0.077	4	-5	-0.01	-4	28	-2	-0.01	13	-10	5	-5	-1	28	14
MF11-06	1033073	116	-1	5.42	2	0.085	3	-5	-0.01	-4	28	-2	-0.01	7	-10	3	-5	1	33	17
MF11-06	1033074	368	-1	4.7	4	0.129	4	-5	-0.01	-4	36	3	-0.01	21	-10	2	-5	-1	68	18
MF11-06	1033075	469	-1	5.48	3	0.192	-3	-5	-0.01	-4	59	9	0.06	10	-10	13	-5	4	82	43
MF11-06	1033076	1280	-1	2.65	14	0.197	-3	-5	-0.01	24	263	-2	0.34	6	-10	73	-5	33	130	79
MF11-06	1033077	1230	-1	3.3	15	0.194	-3	-5	0.01	23	206	7	0.34	-5	-10	91	-5	30	121	141
MF11-06	1033078	1130	-1	2.18	179	0.114	5	-5	0.08	26	345	-2	0.17	-5	-10	76	-5	19	105	32
MF11-06	1033079	722	2	5.52	21	0.074	-3	-5	0.01	-4	46	2	0.05	9	-10	12	-5	-1	96	25
MF11-06	1033081	895	3	6.55	16	0.046	-3	-5	-0.01	-4	79	-2	0.03	-5	-10	9	-5	1	122	21
MF11-06	1033082	1030	-1	1.82	308	0.188	-3	-5	0.41	27	416	7	0.56	-5	-10	178	-5	18	74	93
MF11-06	1033083	1370	-1	1.49	308	0.218	-3	-5	0.14	28	404	-2	0.58	-5	-10	176	-5	19	55	77
MF11-07	1033084	445	-1	2.89	3	0.122	-3	-5	-0.01	-4	29	-2	-0.01	17	-10	4	-5	-1	141	16
MF11-07	1033085	517	-1	3.41	2	0.158	4	-5	-0.01	-4	42	-2	-0.01	19	-10	2	-5	-1	130	13
MF11-07	1033086	486	-1	3.59	1	0.104	-3	5	-0.01	-4	34	5	-0.01	18	-10	-2	-5	-1	60	11
MF11-07	1033087	516	-1	2.86	2	0.095	5	-5	-0.01	-4	41	6	-0.01	22	-10	-2	-5	-1	43	6
MF11-07	1033088	518	-1	1.78	2	0.052	-3	5	-0.01	-4	25	-2	-0.01	19	-10	2	-5	-1	57	8
MF11-07	1033089	388	2	5.21	16	0.176	-3	-5	0.01	-4	100	-2	0.03	-5	-10	10	-5	1	101	9
MF11-07	1033090	1640	-1	1.13	279	0.17	-3	-5	0.03	29	449	-2	0.36	-5	-10	133	-5	18	105	32
MF11-07	1033091	1550	-1	1.32	203	0.107	8	-5	0.02	28	653	-2	0.21	-5	-10	81	-5	16	104	18
MF11-07	1033092	1890	-1	0.87	296	0.17	-3	-5	0.16	33	713	-2	0.57	-5	-10	173	21	22	94	28
MF11-07	1033093	1650	-1	1.04	369	0.162	-3	-5	0.15	33	493	9	0.55	-5	-10	175	-5	23	110	37
MF11-07	1033094	1540	-1	3.1	233	0.497	-3	-5	0.02	21	472	-2	0.4	-5	-10	155	-5	15	165	35
MF11-07	1033095	1830	-1	2.01	246	0.136	-3	-5	0.83	32	223	19	0.89	-5	-10	237	-5	23	153	81
MF11-07	1033096	1960	-1	1.79	237	0.102	-3	-5	0.39	34	337	3	0.64	-5	-10	204	-5	24	179	33
MF11-08	1033097	349	-1	3.33	3	0.063	-3	-5	-0.01	-4	19	-2	-0.01	12	-10	-2	-5	-1	48	-5
MF11-08	1033098	333	-1	2.89	2	0.133	4	-5	-0.01	-4	61	-2	-0.01	36	-10	-2	-5	-1	24	12
MF11-08	1033099	472	-1	2.73	2	0.111	-3	-5	-0.01	-4	49	-2	-0.01	28	-10	-2	-5	-1	102	-5
MF11-08	1033101	340	-1	1.59	2	0.078	-3	-5	0.05	-4	38	-2	-0.01	27	-10	-2	-5	-1	1250	-5
MF11-08	1033102	494	1	1.35	2	0.102	-3	-5	-0.01	-4	37	-2	-0.01	14	-10	-2	-5	-1	61	-5
MF11-08	1033104	395	1	0.79	3	0.051	-3	-5	0.01	-4	34	-2	-0.01	13	-10	-2	-5	-1	241	-5

Mavis-Fairservice Drillhole Sample Intervals with Results

Hole	Sample	Mn_ppm	Mo_ppm	Na_%	Ni_ppm	P_%	Pb_ppm	Sb_ppm	S_%	Sc_ppm	Sr_ppm	Te_ppm	Ti_%	Tl_ppm	U_ppm	V_ppm	W_ppm	Y_ppm	Zn_ppm	Zr_ppm
MF11-08	1033105	303	-1	1.98	2	0.08	-3	-5	-0.01	-4	40	-2	-0.01	25	-10	-2	-5	-1	30	7
MF11-08	1033106	1560	-1	1.48	2	0.075	-3	-5	-0.01	-4	41	-2	-0.01	33	-10	-2	-5	-1	28	-5
MF11-08	1033107	514	-1	2.62	3	0.075	-3	5	-0.01	-4	22	-2	-0.01	6	-10	-2	-5	-1	69	10
MF11-08	1033108	375	-1	3.35	2	0.112	-3	-5	-0.01	-4	49	-2	-0.01	26	-10	3	-5	-1	181	9
MF11-08	1033109	296	-1	3.07	2	0.13	4	-5	-0.01	-4	62	-2	-0.01	40	-10	5	-5	-1	206	10
MF11-08	1033110	284	-1	4.42	2	0.141	-3	-5	-0.01	-4	48	-2	-0.01	20	-10	6	-5	-1	171	11
MF11-08	1033111	447	2	4.91	4	0.137	5	-5	0.06	-4	95	-2	0.18	8	-10	27	-5	6	153	34
MF11-08	1033112	1230	-1	2.86	167	0.222	-3	-5	-0.01	22	311	20	0.7	-5	-10	162	-5	17	166	79
MF11-08	1033113	1080	-1	1.32	275	0.217	-3	-5	-0.01	26	215	14	0.56	-5	-10	160	-5	19	48	47
MF11-08	1033114	1190	-1	0.94	238	0.202	-3	-5	-0.01	25	357	5	0.42	-5	-10	113	-5	18	47	19
MF11-08	1033115	1160	-1	1.39	278	0.223	-3	-5	0.01	27	292	3	0.64	-5	-10	177	-5	19	48	38
MF11-08	1033116	1300	-1	1.73	263	0.2	-3	-5	0.06	25	297	-2	0.6	-5	-10	172	-5	17	68	45
MF11-08	1033117	753	-1	5.15	10	0.083	4	-5	-0.01	-4	99	-2	0.02	-5	-10	6	-5	1	24	11
MF11-08	1033118	936	-1	3.35	128	0.151	-3	-5	-0.01	14	216	-2	0.28	-5	-10	87	19	9	113	17
MF11-08	1033119	1420	-1	0.95	275	0.187	-3	-5	0.02	26	363	6	0.35	-5	-10	126	-5	18	103	28
MF11-08	1033121	630	-1	4.59	41	0.148	-3	-5	-0.01	4	125	-2	0.09	7	10	27	-5	3	74	21
MF11-08	1033122	1530	-1	1.81	198	0.311	-3	-5	0.01	25	435	-2	0.52	-5	-10	162	-5	14	126	34
MF11-08	1033123	91	-1	6.6	3	0.085	7	-5	-0.01	-4	80	-2	-0.01	-5	-10	-2	-5	-1	10	17
MF11-08	1033124	1030	-1	3.68	140	0.156	5	-5	0.09	16	122	4	0.31	6	-10	103	-5	9	229	44
MF11-08	1033125	141	-1	5.47	2	0.035	5	-5	-0.01	-4	60	-2	-0.01	-5	-10	2	-5	-1	25	10
MF11-08	1033126	262	-1	5.23	2	0.041	8	-5	-0.01	-4	43	-2	-0.01	-5	-10	2	-5	-1	21	17
MF11-08	1033127	196	-1	5.71	3	0.044	6	-5	-0.01	-4	81	-2	0.01	-5	-10	5	-5	-1	49	16
MF11-08	1033128	1620	-1	1.6	225	0.135	3	-5	0.19	30	262	8	0.28	-5	-10	129	5	20	110	19
MF11-08	1033129	2090	-1	1.68	162	0.091	-3	-5	0.05	33	196	-2	0.2	-5	-10	91	-5	25	88	17
MF11-08	1033130	1420	-1	2.39	58	0.066	4	-5	0.14	30	171	-2	0.18	-5	-10	116	-5	36	88	14
MF11-08	1033131	1530	-1	2.8	47	0.062	-3	-5	0.11	38	230	-2	0.32	-5	-10	120	-5	39	102	48
MF11-08	1033132	1220	1	1.72	38	0.058	-3	-5	0.21	30	151	-2	0.45	-5	-10	198	-5	24	85	48
MF11-08	1033133	1740	-1	2.11	10	0.108	-3	-5	1.23	37	175	14	0.65	-5	-10	132	-5	45	121	76
MF11-08	1033134	1250	-1	1.98	6	0.103	-3	-5	1.24	26	148	14	0.72	-5	-10	87	-5	42	103	84
MF11-08	1033135	1030	-1	1.31	29	0.065	-3	-5	0.19	26	103	-2	0.2	-5	-10	128	-5	20	94	19
MF11-08	1033136	1370	-1	2.45	111	0.131	-3	-5	0.27	31	188	-2	0.33	-5	-10	155	-5	24	110	43
MF11-08	1033137	745	-1	3.87	232	0.107	-3	-5	0.2	18	142	11	0.28	-5	-10	85	-5	11	110	59
MF11-08	1033138	858	-1	2.8	297	0.1	-3	-5	0.14	25	157	-2	0.67	-5	-10	164	-5	16	90	109
MF11-09	1033139	1010	-1	2.29	110	0.318	4	-5	0.15	21	561	-2	0.65	7	-10	151	-5	22	128	103
MF11-09	1033141	1180	-1	5.59	6	0.313	-3	-5	-0.01	-4	55	4	0.03	8	-10	12	-5	-1	50	7
MF11-09	1033142	215	-1	4.23	2	0.056	-3	6	-0.01	-4	33	11	-0.01	-5	-10	3	-5	-1	75	13
MF11-09	1033143	216	-1	4.28	4	0.08	-3	6	-0.01	-4	43	-2	-0.01	22	-10	3	-5	-1	59	14
MF11-09	1033144	164	-1	4.79	2	0.112	-3	-5	-0.01	-4	49	-2	-0.01	18	-10	4	-5	-1	47	8
MF11-09	1033145	116	-1	3.62	2	0.112	3	-5	-0.01	-4	49	-2	-0.01	25	-10	-2	-5	-1	28	6
MF11-09	1033146	237	-1	4.78	3	0.099	3	-5	0.01	-4	26	-2	-0.01	-5	-10	-2	6	-1	473	6
MF11-09	1033147	1150	-1	1.13	297	0.219	4	-5	0.17	24	135	-2	0.46	-5	-10	168	8	18	131	88
MF11-09	1033148	1090	-1	1.47	286	0.155	-3	-5	0.37	26	455	13	0.58	-5	-10	179	-5	18	82	71
MF11-09	1033149	1280	-1	0.54	264	0.204	-3	-5	0.01	26	485	10	0.54	-5	-10	147	55	18	83	30
MF11-09	1033151	344	-1	2.47	5	0.089	-3	-5	-0.01	-4	60	-2	-0.01	18	-10	3	-5	-1	43	6
MF11-09	1033152	558	-1	1.94	1	0.049	-3	-5	-0.01	-4	30	-2	-0.01	7	-10	-2	-5	-1	49	7
MF11-09	1033153	559	-1	0.39	2	0.037	-3	-5	-0.01	-4	13	-2	-0.01	-5	-10	-2	-5	-1	32	-5
MF11-09	1033154	308	-1	1.59	3	0.124	4	-5	-0.01	-4	100	-2	-0.01	63	-10	-2	-5	-1	22	6
MF11-09	1033155	456	-1	1.01	2	0.041	-3	-5	-0.01	-4	56	-2	-0.01	12	-10	3	-5	-1	32	-5
MF11-09	1033156	521	1	1.03	2	0.045	-3	-5	-0.01	-4	36	-2	-0.01	12	-10	2	-5	-1	58	-5
MF11-09	1033157	313	-1	2.7	12	0.145	-3	-5	-0.01	-4	69	-2	0.02	30	-10	7	-5	-1	27	-5

Mavis-Fairservice Drillhole Sample Intervals with Results

Hole	Sample	Mn_ppm	Mo_ppm	Na_%	Ni_ppm	P_%	Pb_ppm	Sb_ppm	S_%	Sc_ppm	Sr_ppm	Te_ppm	Ti_%	Tl_ppm	U_ppm	V_ppm	W_ppm	Y_ppm	Zn_ppm	Zr_ppm
MF11-09	1033158	1220	-1	1.93	251	0.121	-3	-5	0.17	26	355	-2	0.6	-5	-10	165	-5	17	95	47
MF11-09	1033159	318	-1	4.89	3	0.148	-3	-5	-0.01	-4	56	-2	0.01	12	-10	4	-5	2	71	12
MF11-09	1033161	205	-1	1.37	32	0.166	-3	-5	0.02	-4	33	-2	0.09	-5	-10	30	-5	3	39	15
MF11-09	1033162	1190	-1	2.93	284	0.102	-3	-5	0.04	26	183	9	0.7	-5	-10	175	-5	17	116	108
MF11-09	1033163	1030	-1	2.81	291	0.081	-3	-5	0.13	24	164	11	0.26	-5	-10	107	-5	16	111	70
MF11-09	1033164	234	-1	7.48	15	0.104	-3	-5	-0.01	-4	37	-2	0.03	-5	-10	5	-5	2	6	25
MF11-09	1033165	1170	-1	4.23	369	0.101	-3	-5	0.38	31	171	13	0.35	-5	-10	71	-5	17	114	49
MF11-10	1033166	972	-1	2.46	257	0.084	-3	15	-0.01	25	236	-2	0.39	-5	-10	103	-5	16	41	73
MF11-10	1033167	1210	1	2.26	257	0.108	-3	-5	0.26	30	283	7	0.64	-5	-10	170	-5	19	68	54
MF11-10	1033168	1270	-1	2.07	251	0.113	-3	-5	0.12	26	193	29	0.7	-5	-10	162	-5	18	80	61
MF11-10	1033169	1410	-1	1.23	260	0.134	-3	-5	0.02	24	157	-2	0.65	6	-10	156	-5	17	194	58
MF11-10	1033170	225	-1	4.67	5	0.109	-3	-5	-0.01	-4	28	-2	-0.01	9	-10	3	-5	-1	38	9
MF11-10	1033171	1260	-1	1.88	233	0.116	-3	-5	0.04	20	170	3	0.7	-5	-10	171	-5	15	134	82
MF11-10	1033172	1300	-1	2.14	116	0.07	-3	-5	0.24	35	200	12	0.26	-5	-10	179	-5	33	73	37
MF11-10	1033173	1490	-1	2.5	41	0.056	-3	-5	0.07	40	166	-2	0.16	-5	-10	129	-5	39	90	17
MF11-10	1033174	1560	-1	2.55	17	0.081	8	-5	0.39	38	155	8	0.23	-5	-10	131	-5	48	98	22
MF11-10	1033175	1580	-1	2.36	68	0.046	-3	-5	0.16	42	158	10	0.2	-5	-10	211	-5	33	102	18
MF11-10	1033176	1530	-1	2.5	84	0.044	4	-5	0.1	44	116	9	0.48	-5	-10	314	-5	34	103	50
MF11-10	1033177	1440	-1	2.35	73	0.05	3	-5	0.22	42	136	9	0.71	-5	-10	359	-5	35	94	63
MF11-10	1033178	1320	-1	2.79	64	0.078	-3	-5	0.19	37	161	9	0.71	-5	-10	261	-5	34	90	67
MF11-10	1033179	1480	-1	2.96	47	0.072	-3	-5	0.09	39	176	-2	0.8	-5	-10	243	-5	39	88	96
MF11-10	1033181	1390	-1	2.68	49	0.086	-3	-5	0.1	27	154	12	0.6	-5	-10	190	-5	31	105	79
MF11-10	1033182	1530	-1	2.3	68	0.054	-3	-5	0.06	34	232	11	0.2	-5	-10	148	-5	39	101	62
MF11-10	1033183	1600	-1	2.4	85	0.069	7	-5	0.12	36	210	5	0.15	-5	-10	114	-5	38	97	19
MF11-10	1033184	1900	-1	1.51	211	0.092	-3	-5	0.04	31	198	5	0.23	-5	-10	118	-5	20	90	16
MF11-10	1033185	1400	-1	1.77	226	0.096	3	-5	0.15	31	244	13	0.39	-5	-10	136	-5	20	100	30
MF11-10	1033186	1460	-1	1.79	247	0.143	-3	-5	0.29	30	308	-2	0.55	-5	-10	164	-5	21	101	46
MF11-10	1033187	1620	-1	1.3	288	0.161	-3	-5	0.19	32	319	13	0.71	-5	-10	201	21	22	96	37
MF11-10	1033188	1910	-1	1.37	271	0.186	-3	-5	0.2	35	631	4	0.76	-5	-10	218	15	24	98	31
MF11-10	1033189	1850	-1	1.28	248	0.156	-3	-5	0.11	33	576	13	0.67	-5	-10	200	10	21	93	29
MF11-10	1033190	1140	-1	2.29	239	0.361	3	-5	0.06	24	528	10	0.48	-5	-10	160	8	16	110	39
MF11-10	1033191	1800	-1	1.19	306	0.192	-3	-5	0.15	27	532	-2	0.62	-5	-10	184	-5	18	97	32
MF11-10	1033192	1410	-1	1.41	293	0.213	-3	-5	0.1	25	428	16	0.64	-5	-10	176	20	17	82	57
MF11-10	1033193	1280	-1	1.29	276	0.184	-3	-5	0.08	26	351	-2	0.27	-5	-10	111	-5	18	82	24
MF11-10	1033194	1310	-1	1.36	285	0.156	-3	-5	0.23	26	542	10	0.36	-5	-10	125	-5	18	107	25
MF11-10	1033195	1390	-1	1.44	276	0.173	-3	-5	0.16	27	355	3	0.45	-5	-10	159	-5	18	105	53
MF11-10	1033196	1500	-1	1.24	276	0.205	-3	-5	0.08	24	319	15	0.64	-5	-10	176	-5	17	96	54
MF11-10	1033197	1150	-1	1.42	266	0.212	-3	-5	0.02	26	248	-2	0.55	-5	-10	161	-5	18	65	54
MF11-10	1033198	1030	1	2.88	196	0.11	-3	-5	0.14	24	493	4	0.75	-5	-10	165	-5	18	85	77
MF11-10	1033199	945	-1	2.64	78	0.132	-3	-5	0.13	21	364	4	0.58	6	-10	135	-5	19	98	86
MF11-10	1033201	1080	-1	3.39	49	0.2	3	-5	0.08	20	321	-2	0.67	-5	-10	105	-5	30	90	163
MF11-10	1033202	1260	-1	3.33	11	0.196	3	-5	0.16	22	355	8	0.18	-5	-10	49	-5	36	128	28
MF11-10	1033203	1110	-1	3.45	6	0.208	-3	-5	0.15	21	313	-2	0.2	-5	-10	47	-5	38	94	31
MF11-10	1033204	1230	-1	3.24	13	0.23	-3	-5	0.18	23	421	9	0.22	-5	-10	72	-5	34	116	55
MF11-10	1033205	1310	-1	2.88	19	0.218	-3	-5	0.07	26	481	-2	0.26	-5	-10	82	5	31	127	74
MF11-10	1033206	1200	-1	2.55	37	0.127	3	-5	0.04	29	368	7	0.28	-5	-10	123	-5	24	108	48
MF11-11	1033207	370	-1	2.58	4	0.083	-3	-5	-0.01	-4	91	-2	0.02	13	-10	4	-5	-1	67	12
MF11-11	1033208	323	-1	2.32	3	0.082	-3	-5	-0.01	-4	48	-2	-0.01	37	-10	3	-5	-1	148	7
MF11-11	1033210	449	-1	4.17	1	0.146	-3	-5	-0.01	-4	55	-2	-0.01	29	-10	-2	-5	-1	43	11
MF11-11	1033211	245	-1	4.39	2	0.164	-3	-5	-0.01	-4	41	-2	-0.01	11	-10	2	-5	-1	40	6
MF11-11	1033212	1120	-1	3.1	73	0.151	4	-5	-0.01	27	522	8	0.19	-5	-10	76	-5	22	97	52

Mavis-Fairservice Drillhole Sample Intervals with Results

Hole	Sample	Mn_ppm	Mo_ppm	Na_%	Ni_ppm	P_%	Pb_ppm	Sb_ppm	S_%	Sc_ppm	Sr_ppm	Te_ppm	Ti_%	Tl_ppm	U_ppm	V_ppm	W_ppm	Y_ppm	Zn_ppm	Zr_ppm
MF11-11	1033213	828	-1	3.65	68	0.122	4	-5	0.01	26	387	-2	0.14	-5	-10	67	-5	22	55	35
MF11-11	1033214	1100	-1	1.52	473	0.074	-3	-5	-0.01	24	449	-2	0.27	-5	-10	97	-5	13	80	56
MF11-11	1033215	1100	-1	1.78	359	0.096	4	-5	-0.01	25	572	12	0.59	-5	-10	143	-5	15	84	85
MF11-11	1033216	81	-1	6.25	11	0.118	-3	-5	-0.01	-4	160	-2	0.02	-5	-10	6	-5	-1	29	12
MF11-11	1033217	1370	-1	0.61	415	0.247	21	-5	-0.01	26	231	5	0.57	-5	-10	154	-5	18	104	48
MF11-11	1033218	127	-1	0.49	24	0.157	-3	-5	-0.01	-4	79	-2	0.04	-5	-10	11	-5	-1	41	-5
MF11-11	1033219	1030	-1	1.69	348	0.086	-3	-5	-0.01	23	344	6	0.44	-5	-10	112	-5	13	75	76
MF11-11	1033221	1180	-1	1.95	176	0.096	-3	-5	0.02	22	416	-2	0.31	-5	-10	99	-5	15	78	63
MF11-12	1033222	1060	-1	2.15	148	0.094	7	-5	0.03	22	446	6	0.21	-5	-10	88	-5	15	79	24
MF11-12	1033223	1140	-1	1.73	167	0.141	4	-5	-0.01	22	280	8	0.18	-5	-10	78	-5	15	139	16
MF11-12	1033224	274	-1	3.96	5	0.114	-3	-5	-0.01	-4	52	-2	-0.01	17	-10	2	-5	1	68	14
MF11-12	1033225	346	-1	3.24	3	0.117	-3	-5	-0.01	-4	57	-2	-0.01	25	-10	-2	-5	-1	64	8
MF11-12	1033226	569	-1	3.34	2	0.061	-3	7	-0.01	-4	30	-2	-0.01	13	-10	2	-5	-1	69	19
MF11-12	1033227	452	-1	4.61	2	0.227	-3	-5	-0.01	-4	36	12	-0.01	6	10	2	-5	-1	87	13
MF11-12	1033228	352	-1	5.43	-1	0.095	-3	-5	-0.01	-4	22	-2	-0.01	-5	10	-2	-5	-1	48	29
MF11-12	1033229	356	-1	5.45	6	0.084	-3	-5	-0.01	-4	108	-2	0.02	-5	-10	6	-5	-1	29	25
MF11-12	1033230	1090	-1	0.68	108	0.148	5	-5	0.02	17	561	6	0.42	27	-10	129	-5	12	125	64
MF11-12	1033231	312	-1	4.49	4	0.138	-3	-5	-0.01	-4	60	-2	-0.01	22	-10	4	-5	-1	52	15
MF11-12	1033232	258	-1	5.12	1	0.086	-3	-5	-0.01	-4	27	-2	-0.01	7	-10	2	-5	-1	32	11
MF11-12	1033233	149	2	5.68	3	0.07	-3	-5	-0.01	-4	37	-2	-0.01	-5	-10	2	-5	-1	29	13
MF11-12	1033234	275	1	5.54	-1	0.21	-3	-5	-0.01	-4	28	2	-0.01	-5	-10	-2	-5	-1	90	8
MF11-12	1033235	510	-1	4.81	-1	0.256	-3	-5	-0.01	-4	35	-2	-0.01	8	-10	-2	-5	-1	129	7
MF11-12	1033236	210	-1	4.97	1	0.157	-3	-5	-0.01	-4	37	13	-0.01	10	-10	3	-5	-1	99	15
MF11-12	1033238	221	-1	5.53	-1	0.088	-3	-5	-0.01	-4	30	-2	-0.01	7	-10	-2	-5	-1	69	13
MF11-12	1033239	476	-1	3.72	7	0.123	-3	-5	-0.01	-4	45	-2	-0.01	18	-10	-2	-5	-1	198	19
MF11-12	1033241	224	-1	5.35	2	0.152	-3	-5	-0.01	-4	51	-2	-0.01	13	-10	-2	-5	-1	94	13
MF11-12	1033242	169	-1	6.2	2	0.098	-3	-5	-0.01	-4	37	-2	-0.01	-5	-10	-2	-5	-1	54	14
MF11-12	1033243	1690	-1	0.39	178	0.091	-3	-5	-0.01	24	387	10	0.24	10	-10	72	-5	16	145	38
MF11-12	1033244	497	-1	5.23	5	0.21	-3	-5	-0.01	-4	99	2	-0.01	10	10	5	-5	-1	100	12
MF11-12	1033245	402	-1	3	2	0.106	-3	-5	0.01	-4	80	-2	-0.01	21	-10	-2	6	-1	201	22
MF11-12	1033246	176	-1	5.18	-1	0.134	-3	6	-0.01	-4	54	4	-0.01	21	-10	-2	-5	-1	108	16
MF11-12	1033247	172	-1	2.6	2	0.078	-3	-5	-0.01	-4	49	11	-0.01	20	-10	3	-5	1	103	14
MF11-12	1033248	221	-1	4.73	2	0.082	7	-5	-0.01	-4	43	-2	-0.01	20	-10	3	-5	2	59	17
MF11-12	1033249	193	-1	5.28	2	0.119	-3	-5	-0.01	-4	35	-2	-0.01	12	-10	-2	-5	-1	44	16
MF11-12	1033250	231	-1	4.62	-1	0.197	7	-5	-0.01	-4	52	-2	-0.01	25	-10	-2	-5	3	41	14
MF11-12	1033251	354	-1	4.94	2	0.243	8	-5	-0.01	-4	42	-2	-0.01	17	-10	-2	-5	3	30	10
MF11-12	1033252	330	2	5.53	2	0.148	8	-5	-0.01	-4	35	-2	-0.01	-5	-10	4	-5	3	30	14
MF11-12	1033253	107	-1	5.29	2	0.107	-3	-5	-0.01	-4	36	-2	-0.01	11	-10	-2	-5	3	18	8
MF11-12	1033254	118	-1	5.1	2	0.121	4	-5	-0.01	-4	42	-2	-0.01	16	-10	-2	-5	4	18	9
MF11-12	1033255	85	-1	5.44	3	0.094	-3	-5	-0.01	-4	30	2	-0.01	6	-10	5	-5	5	22	19
MF11-12	1033256	1100	-1	1.53	71	0.247	3	-5	-0.01	17	145	14	0.42	6	-10	93	5	39	140	45
MF11-12	1033257	1490	-1	1.32	79	0.057	4	-5	-0.01	28	231	3	0.58	-5	-10	157	9	31	157	31
MF11-12	1033258	1410	-1	1.66	128	0.056	-3	-5	0.01	31	249	-2	0.5	-5	-10	152	-5	22	99	39
MF11-12	1033259	1130	-1	1.92	18	0.058	-3	-5	0.55	13	258	5	0.35	-5	-10	34	-5	87	165	314
MF11-12	1033261	892	-1	2.26	4	0.075	-3	-5	0.13	8	99	-2	0.24	-5	-10	4	-5	81	175	81
MF11-12	1033262	1160	-1	1.57	14	0.089	3	-5	0.06	21	80	-2	0.18	-5	-10	40	-5	82	120	119
MF11-12	1033263	1010	2	5.65	4	0.205	-3	-5	0.04	6	63	-2	0.12	-5	-10	28	-5	17	50	27
MF11-12	1033264	1380	1	1.53	38	0.123	12	14	0.28	25	266	22	0.28	6	-10	102	-5	55	104	54
MF11-12	1033265	2770	-1	0.93	40	0.092	6	-5	0.43	34	197	3	0.48	-5	-10	179	6	37	159	24
MF11-12	1033266	1840	-1	1.22	57	0.107	3	-5	0.2	34	346	-2	0.71	10	-10	222	-5	30	131	43
MF11-12	1033267	427	4	1.37	12	0.074	-3	-5	0.17	9	77	-2	0.22	7	-10	98	-5	6	59	23

Mavis-Fairservice Drillhole Sample Intervals with Results

Hole	Sample	Mn_ppm	Mo_ppm	Na_%	Ni_ppm	P_%	Pb_ppm	Sb_ppm	S_%	Sc_ppm	Sr_ppm	Te_ppm	Ti_%	Tl_ppm	U_ppm	V_ppm	W_ppm	Y_ppm	Zn_ppm	Zr_ppm
MF11-12	1033268	1800	-1	1.1	50	0.12	-3	-5	0.49	27	150	17	0.64	-5	-10	208	12	26	121	62
MF11-12	1033269	325	-1	4.88	-1	0.124	-3	-5	-0.01	-4	46	6	-0.01	14	-10	3	-5	-1	136	13
MF11-12	1033270	217	1	5.23	1	0.078	-3	-5	-0.01	-4	25	-2	-0.01	5	-10	2	-5	-1	86	11
MF11-12	1033271	2290	-1	1.11	22	0.157	6	-5	0.16	35	134	7	0.15	-5	-10	71	-5	40	148	14
MF11-12	1033272	426	-1	5.7	-1	0.154	-3	-5	-0.01	-4	36	-2	0.03	6	-10	7	-5	-1	51	16
MF11-12	1033273	635	-1	4.84	1	0.293	-3	-5	-0.01	-4	39	7	0.02	6	-10	8	-5	2	80	6
MF11-12	1033274	688	-1	3.78	3	0.249	-3	-5	-0.01	-4	59	3	0.03	13	-10	8	-5	2	105	13
MF11-12	1033275	1120	-1	2.86	34	0.657	6	-5	0.07	12	250	-2	0.12	31	-10	52	-5	14	311	23
MF11-12	1033276	241	-1	6.22	2	0.226	-3	-5	-0.01	-4	48	-2	0.02	-5	-10	4	-5	-1	64	14
MF11-12	1033277	304	-1	5.63	-1	0.1	-3	-5	-0.01	-4	28	10	-0.01	-5	-10	2	-5	-1	99	24
MF11-12	1033278	2220	-1	0.46	15	0.142	18	-5	0.16	31	117	11	0.47	-5	-10	87	7	41	181	57
MF11-12	1033279	794	2	4.06	1	0.203	-3	-5	0.01	-4	34	-2	-0.01	11	-10	-2	6	-1	369	21
MF11-12	1033281	632	2	4.08	1	0.136	-3	-5	-0.01	-4	36	-2	-0.01	15	-10	-2	-5	-1	283	13
MF11-12	1033282	512	-1	4.01	1	0.229	-3	-5	-0.01	-4	66	-2	-0.01	39	-10	-2	-5	-1	229	6
MF11-12	1033284	1270	2	3.57	2	0.184	-3	-5	0.02	-4	42	-2	-0.01	13	10	-2	6	-1	338	24
MF11-12	1033285	1030	-1	2.7	-1	0.146	-3	5	0.02	-4	42	-2	-0.01	17	-10	-2	5	-1	431	31
MF11-12	1033286	812	-1	1.96	1	0.138	-3	6	0.01	-4	38	-2	-0.01	19	-10	-2	-5	-1	240	12
MF11-12	1033287	664	2	2.29	2	0.159	-3	-5	-0.01	-4	44	-2	-0.01	20	-10	-2	5	-1	298	12
MF11-12	1033288	1130	2	2.31	1	0.211	-3	-5	0.03	-4	49	-2	-0.01	23	-10	-2	8	-1	714	16
MF11-12	1033289	477	-1	1.3	2	0.125	-3	-5	-0.01	-4	62	-2	-0.01	41	-10	-2	-5	-1	193	9
MF11-12	1033290	486	-1	2.88	2	0.142	-3	-5	0.01	-4	42	-2	-0.01	21	-10	-2	-5	-1	284	19
MF11-12	1033291	589	2	3.46	2	0.099	-3	-5	0.01	-4	30	-2	-0.01	18	-10	-2	8	-1	554	10
MF11-12	1033292	614	2	4.13	-1	0.178	-3	-5	-0.01	-4	40	-2	-0.01	21	10	-2	7	-1	391	10
MF11-12	1033293	2260	-1	0.9	28	0.149	15	-5	0.14	34	147	16	0.27	-5	-10	163	-5	40	186	41
MF11-12	1033294	1490	-1	2.17	13	0.17	-3	-5	0.08	21	65	8	0.32	-5	-10	149	-5	21	120	25
MF11-12	1033295	2110	-1	1.44	28	0.232	5	-5	0.09	35	111	13	0.43	7	-10	191	-5	35	139	48
MF11-12	1033296	1590	-1	1.54	89	0.19	8	-5	0.18	31	543	20	0.52	-5	-10	200	-5	32	116	87
MF11-12	1033297	594	-1	2.39	1	0.084	-3	-5	-0.01	-4	42	-2	-0.01	14	-10	8	-5	-1	163	7
MF11-12	1033298	984	34	2.75	-1	0.058	-3	-5	0.01	-4	16	16	-0.01	9	-10	2	-5	-1	161	21
MF11-12	1033299	506	13	2.25	-1	0.127	-3	-5	-0.01	-4	39	16	-0.01	19	-10	-2	-5	-1	123	11
MF11-12	1033301	588	6	1.01	4	0.064	-3	-5	-0.01	-4	33	-2	-0.01	21	-10	2	-5	-1	87	13
MF11-12	1033302	919	-1	1.05	1	0.069	-3	-5	0.05	-4	22	2	-0.01	12	-10	-2	15	-1	1190	8
MF11-12	1033303	835	1	1.31	2	0.091	-3	-5	-0.01	-4	33	2	-0.01	11	-10	-2	-5	-1	88	7
MF11-12	1033305	619	-1	2.79	2	0.104	-3	-5	-0.01	-4	25	8	-0.01	9	-10	-2	-5	-1	167	14
MF11-12	1033306	703	180	2.75	9	0.098	-3	-5	-0.01	-4	35	7	-0.01	15	-10	-2	-5	-1	104	28
MF11-12	1033307	1290	70	3.87	2	0.166	-3	-5	-0.01	-4	15	-2	-0.01	-5	-10	-2	-5	-1	81	26
MF11-12	1033308	675	14	3.09	2	0.078	-3	-5	-0.01	-4	27	2	-0.01	10	-10	-2	-5	-1	77	17
MF11-12	1033309	714	3	3.14	3	0.094	-3	-5	-0.01	-4	25	15	-0.01	8	-10	-2	-5	-1	92	38
MF11-12	1033310	1210	-1	4.23	-1	0.097	-3	-5	-0.01	-4	15	-2	-0.01	-5	-10	-2	-5	-1	50	16
MF11-12	1033311	843	-1	3.6	1	0.107	-3	-5	-0.01	-4	27	-2	-0.01	11	-10	-2	-5	-1	203	19
MF11-12	1033312	883	2	3.48	3	0.124	-3	-5	0.01	-4	32	2	0.01	9	-10	7	-5	-1	245	14
MF11-12	1033313	1230	5	3.35	17	0.291	-3	-5	0.09	25	54	19	0.19	7	-10	121	11	12	124	22
MF11-12	1033314	1800	-1	1.47	41	0.041	-3	-5	0.16	47	77	19	0.64	-5	-10	313	-5	31	116	59
MF11-12	1033315	1840	-1	1.98	37	0.047	-3	-5	0.15	42	117	11	0.61	-5	-10	283	-5	31	112	44
MF11-12	1033316	1850	-1	2.09	39	0.049	-3	-5	0.11	43	226	11	0.38	-5	-10	244	-5	31	117	47
MF11-12	1033317	2080	-1	1.44	57	0.04	-3	-5	0.14	35	104	-2	0.51	-5	-10	249	38	23	89	26
MF11-12	1033318	1620	-1	1.75	62	0.045	-3	-5	0.12	40	122	6	0.49	-5	-10	254	-5	21	90	48
MF11-12	1033319	1870	-1	1.42	54	0.045	6	-5	0.09	37	191	12	0.24	-5	-10	191	-5	28	109	34
MF11-12	1033321	1320	-1	1.83	66	0.049	-3	7	0.25	37	197	-2	0.17	-5	-10	151	-5	24	90	12
MF11-12	1033322	1530	-1	1.78	92	0.092	5	-5	0.11	27	333	-2	0.28	-5	-10	163	-5	23	110	38
MF11-12	1033323	762	1	4.36	5	0.195	-3	-5	0.02	-4	99	-2	0.04	-5	-10	14	-5	2	55	7

Mavis-Fairservice Drillhole Sample Intervals with Results

Hole	Sample	Mn_ppm	Mo_ppm	Na_%	Ni_ppm	P_%	Pb_ppm	Sb_ppm	S_%	Sc_ppm	Sr_ppm	Te_ppm	Ti_%	Tl_ppm	U_ppm	V_ppm	W_ppm	Y_ppm	Zn_ppm	Zr_ppm
MF11-12	1033324	1700	-1	1.58	102	0.046	-3	-5	0.06	28	136	-2	0.66	-5	-10	235	-5	23	110	39
MF11-12	1033325	1720	-1	1.39	124	0.046	3	-5	0.07	28	131	8	0.65	-5	-10	232	-5	22	104	41
MF11-12	1033326	1540	-1	1.46	130	0.036	4	-5	0.04	29	143	13	0.25	-5	-10	187	-5	22	86	40
MF11-13	1033327	1010	-1	1.69	157	0.125	-3	-5	0.03	19	559	18	0.63	-5	-10	158	-5	15	82	80
MF11-13	1033328	1230	-1	4.27	19	0.448	-3	-5	0.04	-4	178	7	0.02	6	20	25	-5	2	254	14
MF11-13	1033329	181	2	5.94	3	0.084	-3	-5	-0.01	-4	40	-2	-0.01	-5	-10	3	-5	-1	40	13
MF11-13	1033330	259	-1	5.48	6	0.057	-3	-5	-0.01	-4	39	-2	-0.01	-5	-10	3	-5	-1	145	14
MF11-13	1033331	368	-1	5.01	2	0.041	-3	-5	-0.01	-4	30	2	-0.01	6	-10	4	-5	-1	94	10
MF11-13	1033332	91	-1	3.35	2	0.107	-3	-5	-0.01	-4	56	-2	-0.01	36	-10	-2	-5	-1	45	-5
MF11-13	1033333	126	2	4.22	2	0.101	-3	-5	-0.01	-4	48	-2	-0.01	22	-10	-2	-5	-1	56	8
MF11-13	1033334	277	-1	5.04	2	0.118	13	-5	-0.01	-4	44	-2	-0.01	14	-10	-2	-5	-1	39	11
MF11-13	1033335	1510	-1	1.08	125	0.164	-3	-5	0.01	17	266	13	0.54	18	-10	163	5	13	152	58
MF11-13	1033336	273	-1	5.71	5	0.133	5	-5	-0.01	-4	31	-2	-0.01	5	-10	3	-5	-1	31	30
MF11-13	1033337	1400	-1	0.99	145	0.237	-3	-5	-0.01	22	191	7	0.45	21	-10	151	-5	16	191	47
MF11-13	1033338	1180	-1	1.22	154	0.072	5	-5	-0.01	24	181	-2	0.18	-5	-10	75	-5	17	94	48
MF11-13	1033339	4460	3	2.52	7	0.073	-3	-5	-0.01	-4	32	-2	0.02	5	-10	8	5	-1	63	12
MF11-13	1033341	314	-1	1.34	8	0.02	-3	-5	-0.01	-4	16	-2	0.01	-5	-10	4	-5	-1	30	6
MF11-13	1033342	1960	-1	3.27	3	0.107	-3	-5	-0.01	-4	40	-2	-0.01	13	-10	3	-5	-1	117	6
MF11-13	1033343	142	-1	5.23	3	0.07	-3	-5	-0.01	-4	41	-2	-0.01	9	-10	3	-5	-1	46	17
MF11-13	1033344	2410	-1	0.27	166	0.187	-3	-5	-0.01	24	231	-2	0.46	18	-10	148	-5	18	253	57
MF11-13	1033345	342	-1	5.02	2	0.107	-3	-5	-0.01	-4	37	-2	-0.01	12	-10	3	-5	-1	68	23
MF11-13	1033346	191	-1	5.01	2	0.085	-3	-5	-0.01	-4	37	-2	-0.01	15	-10	-2	-5	-1	23	44
MF11-13	1033348	150	-1	4.25	1	0.071	-3	-5	-0.01	-4	46	-2	-0.01	22	-10	-2	-5	-1	19	17
MF11-13	1033349	1560	-1	0.79	151	0.093	-3	-5	-0.01	24	307	-2	0.16	-5	-10	57	6	16	104	9
MF11-13	1033350	1430	-1	1.01	156	0.075	-3	-5	-0.01	24	275	-2	0.16	-5	-10	60	-5	17	86	13
MF11-13	1033351	226	-1	2.83	2	0.125	-3	-5	-0.01	-4	80	-2	-0.01	40	-10	-2	-5	-1	15	-5
MF11-13	1033352	1400	-1	1.33	157	0.091	-3	-5	-0.01	24	313	-2	0.36	-5	-10	108	-5	16	85	16
MF11-13	1033353	1360	-1	1.74	140	0.079	3	-5	-0.01	24	293	12	0.3	-5	-10	89	-5	16	77	15
MF11-13	1033354	1730	-1	0.63	136	0.124	-3	-5	-0.01	23	255	-2	0.3	7	-10	93	-5	15	151	19
MF11-14	1033355	1270	-1	0.91	183	0.077	-3	-5	-0.01	25	336	4	0.23	-5	-10	72	-5	17	86	17
MF11-14	1033356	508	1	1.62	13	0.033	-3	-5	-0.01	-4	89	-2	-0.01	-5	-10	4	-5	-1	63	-5
MF11-14	1033357	445	-1	0.62	3	0.03	-3	-5	-0.01	-4	41	-2	-0.01	13	-10	-2	-5	-1	25	-5
MF11-14	1033358	412	-1	0.9	3	0.018	-3	-5	-0.01	-4	45	-2	-0.01	6	-10	-2	-5	-1	24	-5
MF11-14	1033359	224	-1	4.32	-1	0.135	-3	-5	-0.01	-4	68	-2	-0.01	33	10	-2	-5	-1	45	13
MF11-14	1033361	1240	-1	1.03	170	0.1	-3	-5	-0.01	24	329	-2	0.16	-5	-10	64	-5	16	80	11
MF11-14	1033362	923	-1	2.51	155	0.069	-3	-5	0.06	23	363	-2	0.5	-5	-10	135	-5	17	85	95
MF11-14	1033363	933	-1	1.22	39	0.047	-3	-5	0.07	7	646	-2	0.16	-5	-10	82	27	7	42	13
MF11-14	1033364	186	2	4.61	6	0.17	-3	-5	-0.01	-4	61	-2	0.01	18	-10	5	-5	-1	37	10
MF11-14	1033365	1320	-1	1.44	227	0.063	-3	-5	0.03	22	260	10	0.5	-5	-10	158	5	13	77	28
MF11-15	1033366	651	-1	3.79	12	0.381	-3	-5	0.09	11	130	13	0.06	6	-10	109	-5	11	136	15
MF11-15	1033367	2160	-1	1.7	4	0.224	7	-5	0.11	28	188	20	0.37	-5	-10	21	-5	53	163	30
MF11-15	1033368	414	2	2.17	3	0.096	-3	-5	-0.01	-4	47	-2	-0.01	21	-10	-2	-5	-1	133	7
MF11-15	1033369	733	-1	2.77	6	0.175	-3	-5	-0.01	-4	51	-2	0.02	29	-10	6	-5	-1	218	19
MF11-15	1033370	819	-1	3.12	5	0.259	-3	-5	0.03	-4	64	-2	0.06	8	-10	14	-5	4	212	15
MF11-15	1033371	2050	-1	1.62	18	0.148	3	-5	0.11	38	136	4	0.45	-5	-10	75	12	48	139	77
MF11-15	1033372	2070	-1	2.64	15	0.152	4	-5	0.23	38	94	-2	0.48	-5	-10	82	-5	50	159	84
MF11-15	1033373	927	1	0.49	9	0.032	-3	-5	0.27	6	65	-2	0.2	-5	-10	47	152	7	52	12
MF11-16	1033374	873	-1	1.12	17	0.037	3	-5	0.08	20	98	-2	0.36	-5	-10	183	-5	14	57	29
MF11-16	1033375	1830	-1	0.98	1	0.158	3	-5	0.11	27	144	-2	0.43	14	-10	17	6	58	155	114
MF11-16	1033376	689	-1	3.59	4	0.31	-3	-5	-0.01	-4	84	-2	0.02	12	-10	4	-5	3	120	9
MF11-16	1033377	551	-1	3.44	1	0.197	-3	-5	-0.01	-4	53	-2	-0.01	29	-10	-2	5	-1	211	9

Mavis-Fairservice Drillhole Sample Intervals with Results

Hole	Sample	Mn_ppm	Mo_ppm	Na_%	Ni_ppm	P_%	Pb_ppm	Sb_ppm	S_%	Sc_ppm	Sr_ppm	Te_ppm	Ti_%	Tl_ppm	U_ppm	V_ppm	W_ppm	Y_ppm	Zn_ppm	Zr_ppm
MF11-16	1033378	658	2	3.68	2	0.399	-3	-5	-0.01	-4	26	-2	-0.01	9	-10	-2	-5	-1	237	7
MF11-16	1033379	1110	-1	3.06	3	0.398	-3	-5	0.01	-4	40	-2	-0.01	13	10	-2	8	-1	512	8
MF11-16	1033381	665	2	3.75	-1	0.187	-3	-5	-0.01	-4	60	-2	-0.01	19	10	-2	-5	-1	360	8
MF11-16	1033382	1230	-1	3.78	1	0.203	-3	-5	-0.01	-4	59	-2	-0.01	24	20	-2	6	-1	461	8
MF11-16	1033383	1500	-1	4	-1	0.188	-3	-5	-0.01	-4	41	-2	-0.01	8	20	-2	5	-1	397	12
MF11-16	1033384	841	-1	4.87	2	0.186	-3	8	-0.01	-4	41	-2	-0.01	17	-10	-2	-5	-1	254	30
MF11-16	1033385	531	2	4.66	3	0.132	-3	-5	-0.01	-4	39	-2	-0.01	19	-10	-2	-5	-1	275	16
MF11-16	1033386	533	-1	4.15	2	0.193	4	-5	0.02	-4	49	-2	0.06	12	-10	16	-5	4	211	12
MF11-16	1033387	1900	-1	0.72	13	0.143	-3	-5	0.03	35	171	-2	0.21	10	-10	48	-5	49	134	45
MF11-16	1033388	2040	-1	1.46	13	0.151	10	-5	0.15	36	142	9	0.23	-5	-10	51	-5	49	127	46
MF11-17	1033389	2140	-1	1.58	25	0.074	-3	-5	0.11	38	452	19	0.21	-5	-10	120	-5	40	90	22
MF11-17	1033390	487	8	3.19	2	0.164	11	-5	0.02	-4	154	-2	0.01	12	10	5	-5	-1	66	-5
MF11-17	1033391	2140	-1	1.87	36	0.06	-3	-5	0.11	37	177	19	0.34	-5	-10	136	-5	37	94	43
MF11-17	1033392	1370	-1	2.14	98	0.057	-3	-5	0.06	29	136	-2	0.2	-5	-10	102	-5	19	87	20
MF11-17	1033393	289	-1	4.84	3	0.087	-3	-5	-0.01	-4	104	-2	0.01	10	-10	2	-5	-1	67	10
MF11-17	1033394	360	4	4.05	2	0.075	10	8	0.01	-4	113	-2	0.01	10	10	3	-5	-1	126	11
MF11-17	1033395	1590	-1	2.24	92	0.104	-3	-5	0.03	29	189	-2	0.42	-5	-10	190	21	19	108	23
MF11-17	1033396	1600	-1	1.74	104	0.044	-3	-5	0.03	33	145	3	0.48	-5	-10	220	6	22	96	27
MF11-17	1033397	395	-1	3.11	8	0.113	10	8	0.02	-4	123	-2	0.04	17	10	13	6	-1	204	10
MF11-17	1033398	448	10	3.63	3	0.136	7	-5	0.01	-4	162	-2	0.02	12	-10	6	-5	-1	64	8
MF11-17	1033399	1520	-1	1.31	96	0.032	-3	-5	0.03	31	93	5	0.29	-5	-10	189	-5	21	81	27
MF11-18	1033401	1660	-1	2.11	44	0.046	-3	-5	0.35	38	174	-2	0.25	-5	-10	166	-5	30	98	12
MF11-18	1033402	121	-1	1.66	2	0.068	16	-5	0.03	-4	229	-2	0.02	27	-10	5	5	-1	282	-5
MF11-18	1033404	289	-1	2.92	2	0.088	11	-5	0.01	-4	187	2	-0.01	15	10	4	-5	-1	66	-5
MF11-18	1033405	249	-1	2.72	1	0.069	15	-5	0.05	-4	157	-2	-0.01	18	-10	4	-5	-1	138	-5
MF11-18	1033406	184	2	3.39	1	0.076	16	8	0.03	-4	148	-2	0.01	16	10	4	-5	-1	134	8
MF11-18	1033407	1620	-1	1.97	49	0.043	-3	-5	0.05	39	131	-2	0.43	-5	-10	180	-5	32	76	47
MF11-19	1033408	1390	-1	1.9	91	0.035	-3	-5	0.03	32	81	-2	0.44	-5	-10	225	-5	20	70	41
MF11-19	1033409	200	-1	3.35	6	0.068	24	-5	-0.01	-4	141	-2	0.04	14	-10	17	-5	2	35	6
MF11-19	1033410	317	-1	2.75	2	0.052	10	-5	-0.01	-4	115	7	0.01	15	-10	4	-5	-1	77	-5
MF11-19	1033411	322	-1	3.84	2	0.073	10	7	-0.01	-4	202	5	0.02	-5	10	3	-5	-1	64	-5
MF11-19	1033413	289	-1	2.62	2	0.058	11	-5	-0.01	-4	134	-2	-0.01	15	-10	3	-5	-1	71	-5
MF11-19	1033414	363	-1	4.66	6	0.205	5	-5	0.02	-4	108	3	0.06	-5	-10	28	-5	2	168	12
MF11-19	1033415	1610	-1	2.21	93	0.042	-3	-5	0.05	34	83	4	0.56	-5	-10	236	-5	23	99	56
MF11-20	1033416	1560	-1	1.54	51	0.135	-3	-5	0.06	38	279	-2	0.33	-5	-10	119	-5	34	94	31
MF11-20	1033417	890	-1	4.02	3	0.114	9	7	-0.01	-4	57	7	0.04	12	-10	10	-5	1	97	16
MF11-20	1033418	720	-1	3.5	3	0.098	5	-5	-0.01	-4	59	-2	0.03	20	-10	7	-5	-1	58	11
MF11-20	1033419	1330	-1	2.42	50	0.08	-3	-5	0.01	36	248	-2	0.19	-5	-10	118	7	28	89	37
MF11-20	1033421	1340	-1	2.11	63	0.088	-3	-5	0.26	42	166	-2	0.17	-5	-10	127	-5	35	113	20
MF11-20	1033422	2220	-1	4.92	7	0.085	4	-5	-0.01	-4	55	3	0.08	13	-10	21	-5	2	77	16
MF11-20	1033423	1260	-1	2.31	60	0.083	-3	-5	0.2	42	164	-2	0.32	-5	-10	161	-5	34	111	31

18.0 Appendix 2 – 2011 Diamond Drill Hole Sections

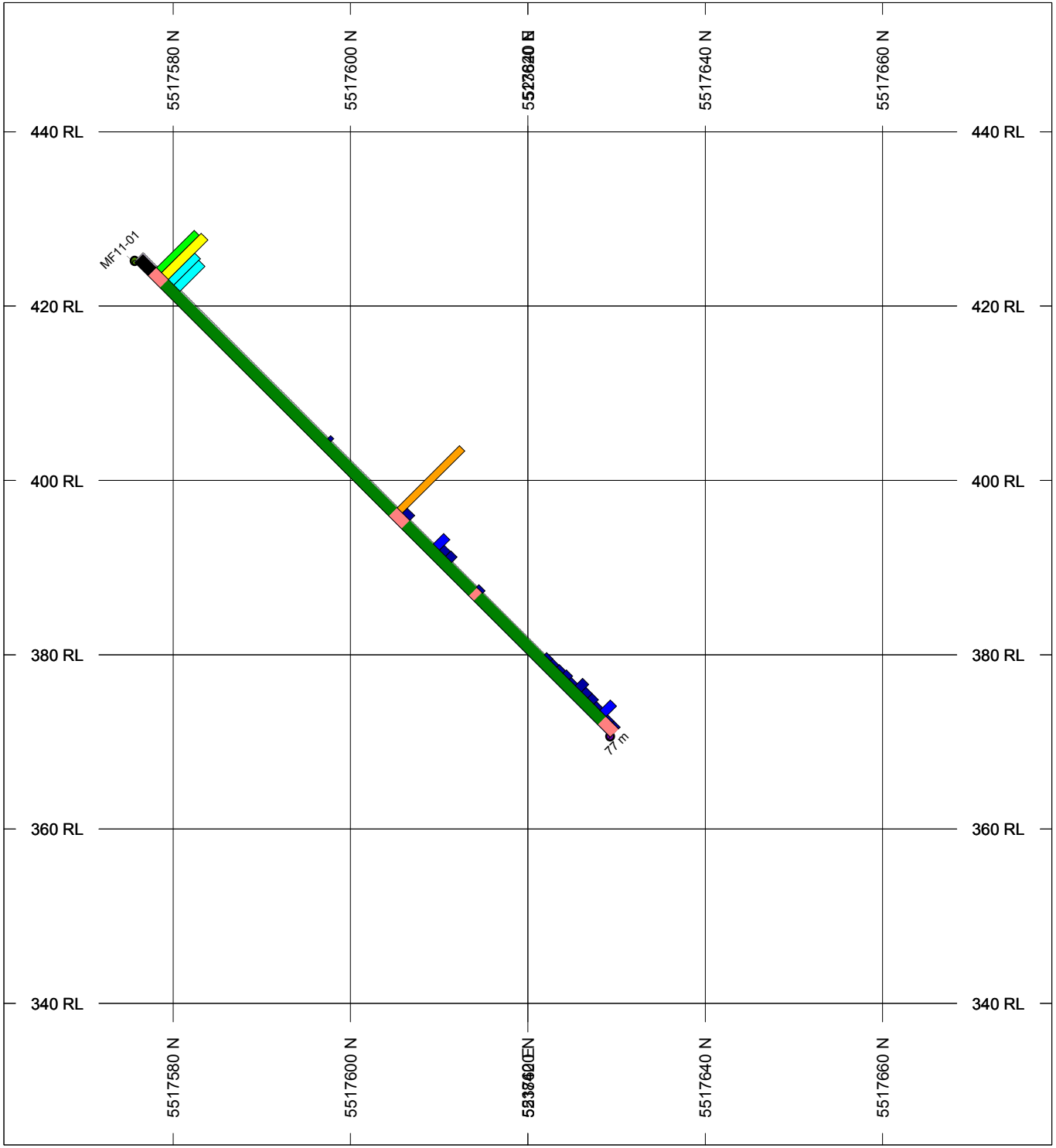

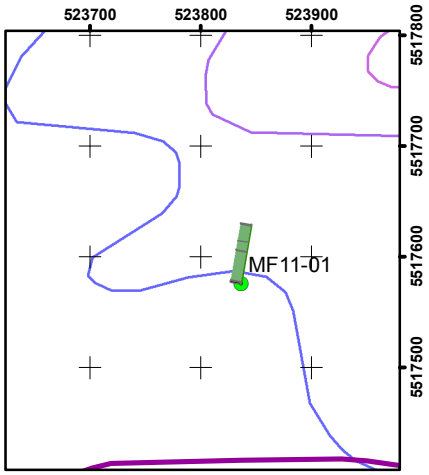

UTM Zone 15 NAD 83

international lithium corp.

BAR GRAPHS	L/R	COL	RANGE
Li2O_%	R		2.25
			2
			1.5
			1
			0.75
			0.5
			0.2

ROCK CODES	PAT	LABEL	DESCRIPTION
Lithcode		mv	mafic metavolcanic
		ovbd	overburden
		peg	PEGMATITE

SECTION SPECS:

REF. PT. E, N	523840 m	5517620 m
EXTENTS	120 m	131 m
SECTION TOP, BOT	454.8 m	323.8 m
TOLERANCE +/-	12.5 m	

SCALE

(m)

-5 0 5 10 15 20

*unknown

AZIMUTH = 10°

N W E S

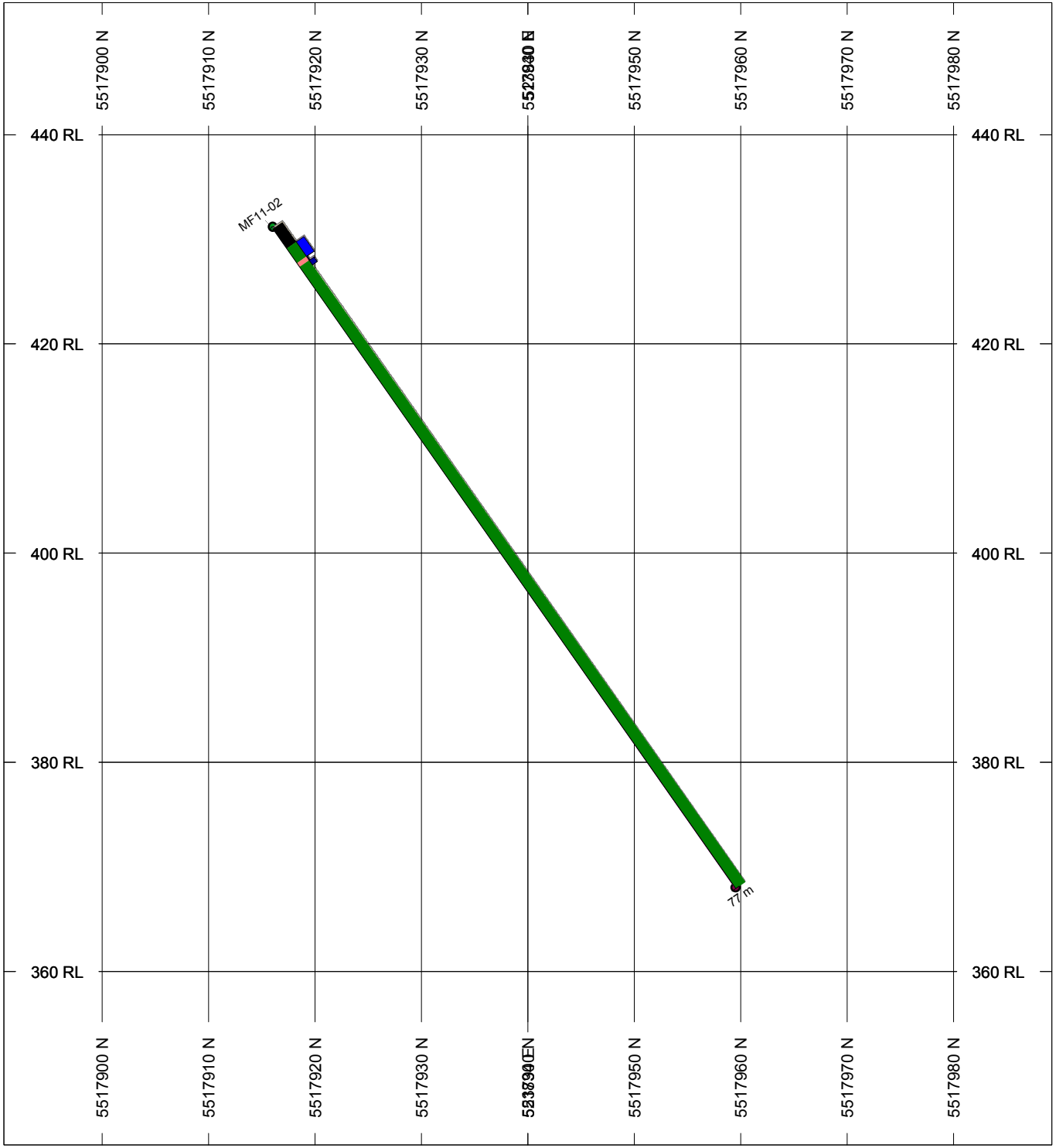

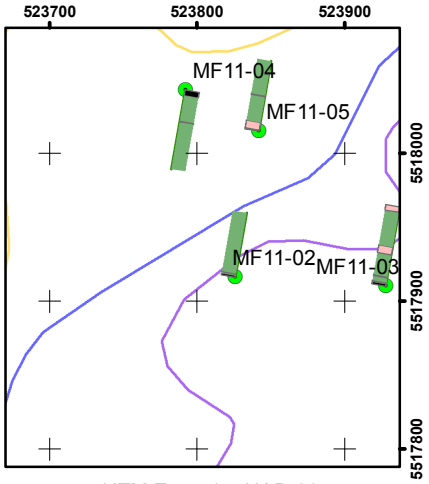

UTM Zone 15 NAD 83

international lithium corp.

BAR GRAPHS	L/R	COL	RANGE
Li2O_%	R		2.25
			2
			1.5
			1
			0.75
			0.5
			0.2

ROCK CODES	PAT	LABEL	DESCRIPTION
Lithcode		mv	mafic metavolcanic
		ovbd	overburden
		peg	PEGMATITE

SECTION SPECS:

REF. PT. E, N	523830 m	5517940 m
EXTENTS	100 m	109.2 m
SECTION TOP, BOT	452.6 m	343.4 m
TOLERANCE +/-	12.5 m	

SCALE

(m)

-4 0 4 8 12 16

*unknown

AZIMUTH = 10°

N W E S

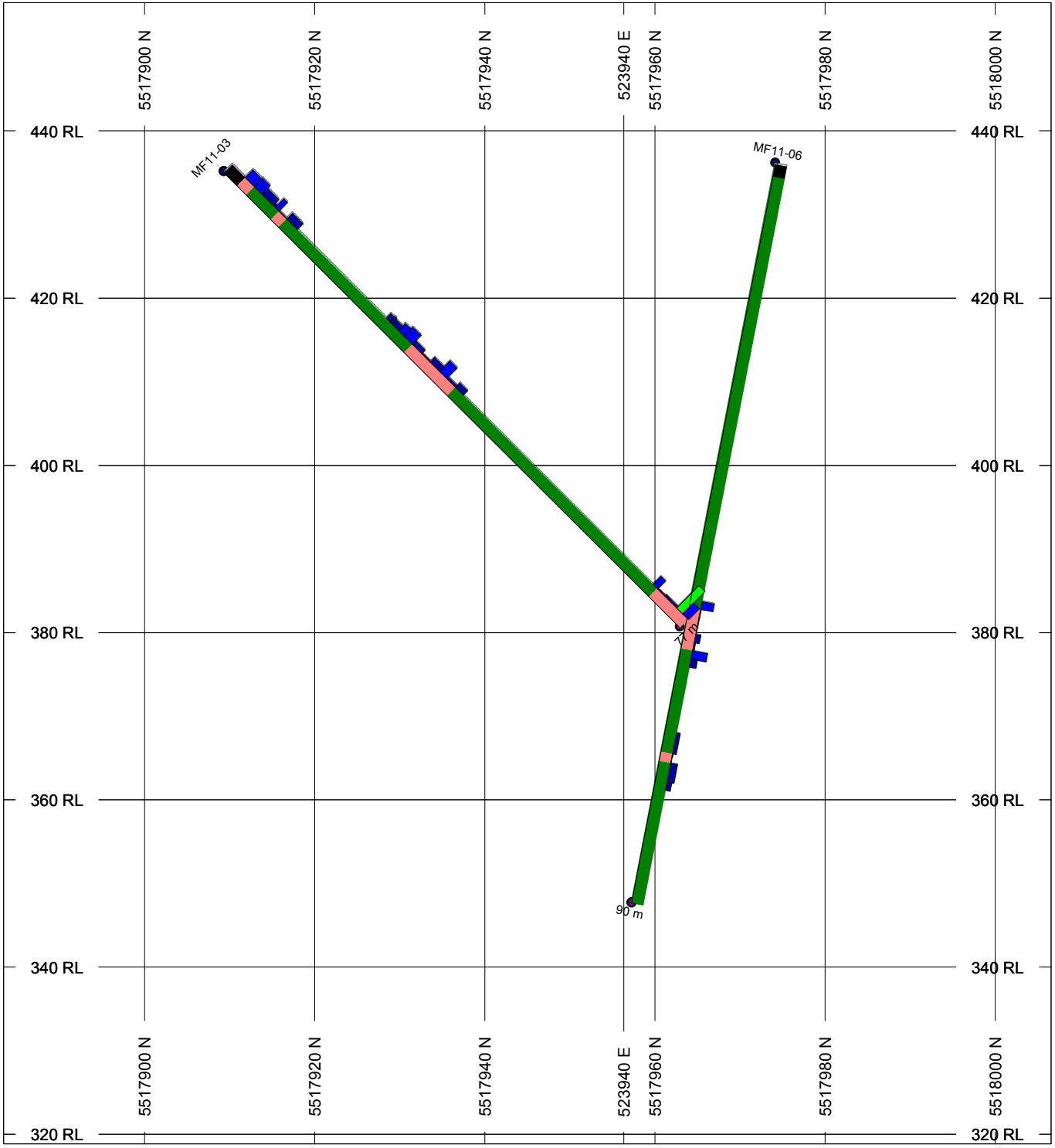

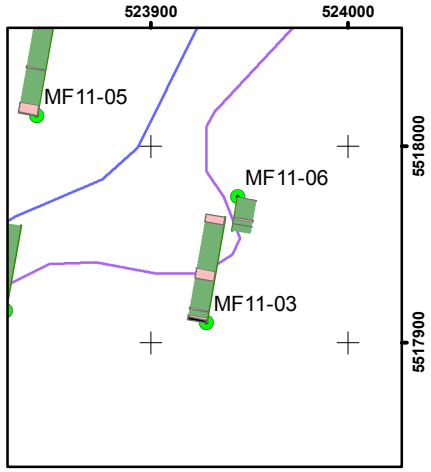

UTM Zone 15 NAD 83

international lithium corp.

BAR GRAPHS	L/R	COL	RANGE
Li2O_%	R		2.25
			2
			1.5
			1
			0.75
			0.5
			0.2

ROCK CODES	PAT	LABEL	DESCRIPTION
Lithcode		mv	mafic metavolcanic
		ovbd	overburden
		peg	PEGMATITE

SECTION SPECS:

REF. PT. E, N	523938 m	5517945 m
EXTENTS	125 m	136.5 m
SECTION TOP, BOT	455.3 m	318.9 m
TOLERANCE +/-	12.5 m	

SCALE

(m)

-5 0 5 10 15 20

*unknown

AZIMUTH = 10°

N W E S

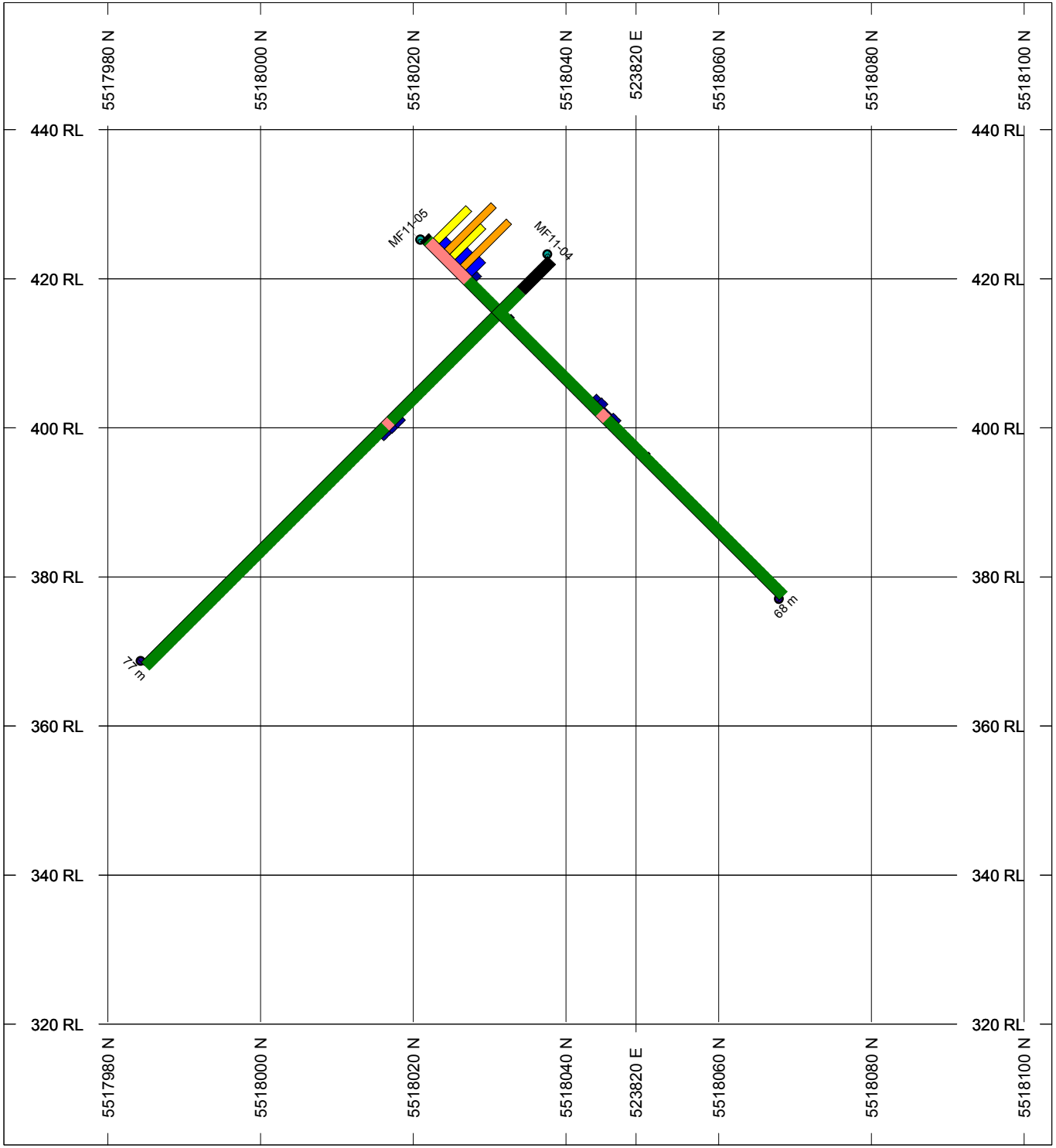

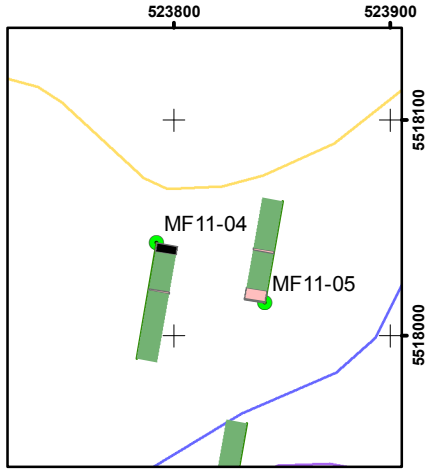

UTM Zone 15 NAD 83

international lithium corp.

BAR GRAPHS	L/R	COL	RANGE
Li2O_%	R		2.25
			2
			1.5
			1
			0.75
			0.5
			0.2

ROCK CODES	PAT	LABEL	DESCRIPTION
Lithcode		mv	mafic metavolcanic
		ovbd	overburden
		peg	PEGMATITE

SECTION SPECS:

REF. PT. E, N	523817 m	5518035 m
EXTENTS	140.3 m	153.2 m
SECTION TOP, BOT	457 m	303.8 m
TOLERANCE +/-	32.5 m	

SCALE

(m)

-5 0 5 10 15 20 25

*unknown

AZIMUTH = 11.96°

N W E S

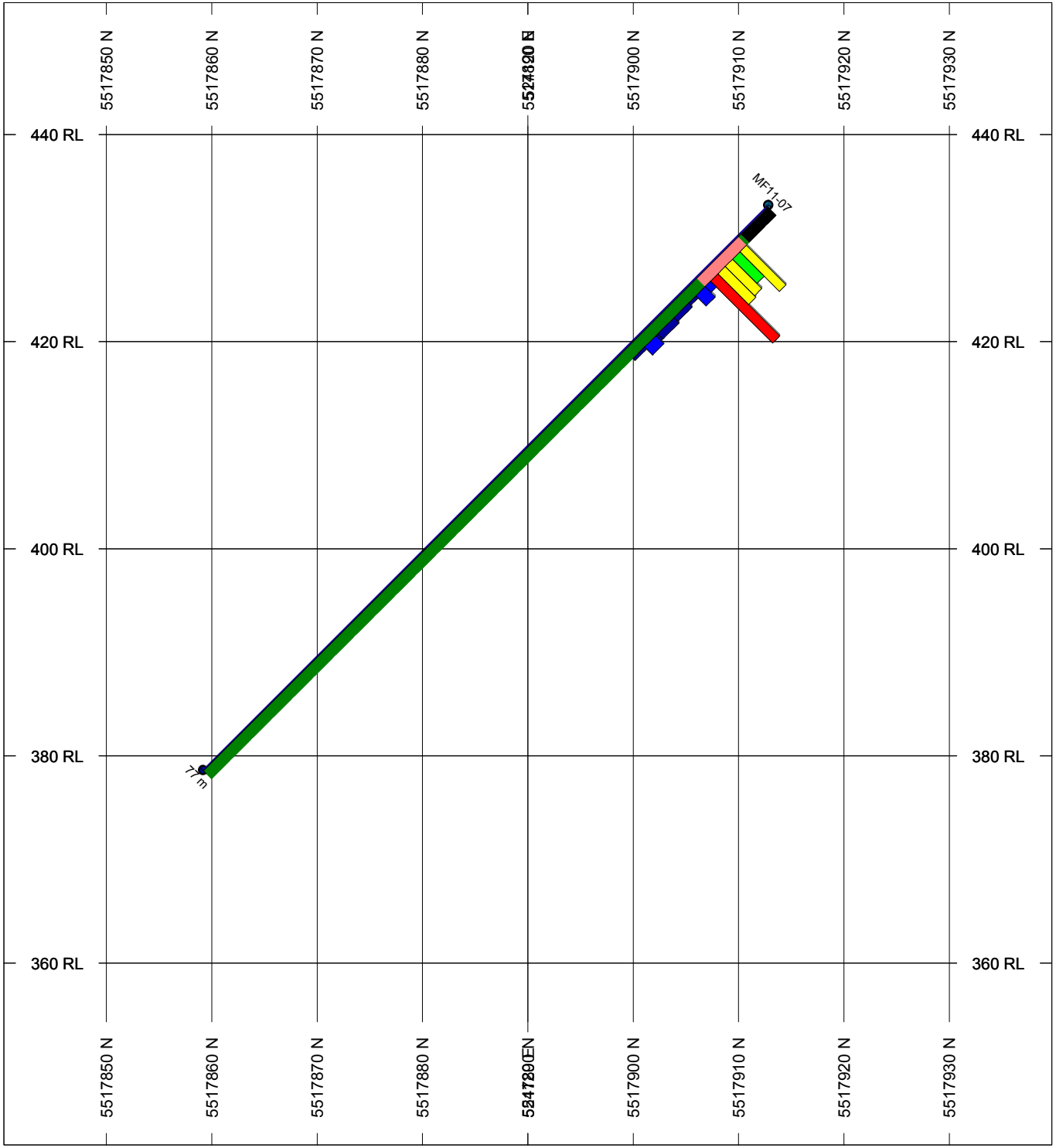

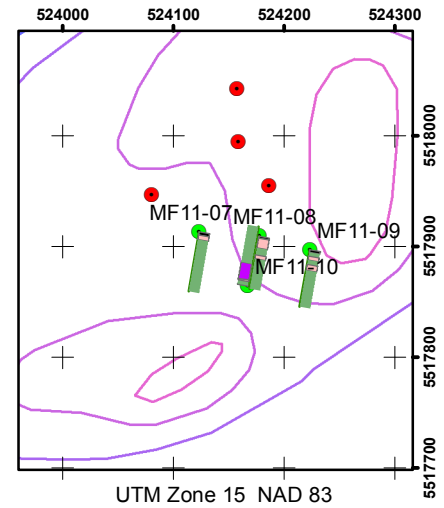

international lithium corp.

BAR GRAPHS	L/R	COL	RANGE
Li2O_%	R		2.25
			2
			1.5
			1
			0.75
			0.5
			0.2

ROCK CODES	PAT	LABEL	DESCRIPTION
Lithcode		mv	mafic metavolcanic
		ovbd	overburden
		peg	PEGMATITE

SECTION SPECS:

REF. PT. E, N	524120 m	5517890 m
EXTENTS	101 m	110.3 m
SECTION TOP, BOT	452.7 m	342.4 m
TOLERANCE +/-	17.77 m	

SCALE

(m)

-4 0 4 8 12 16

*unknown

AZIMUTH = 10°

N W E S

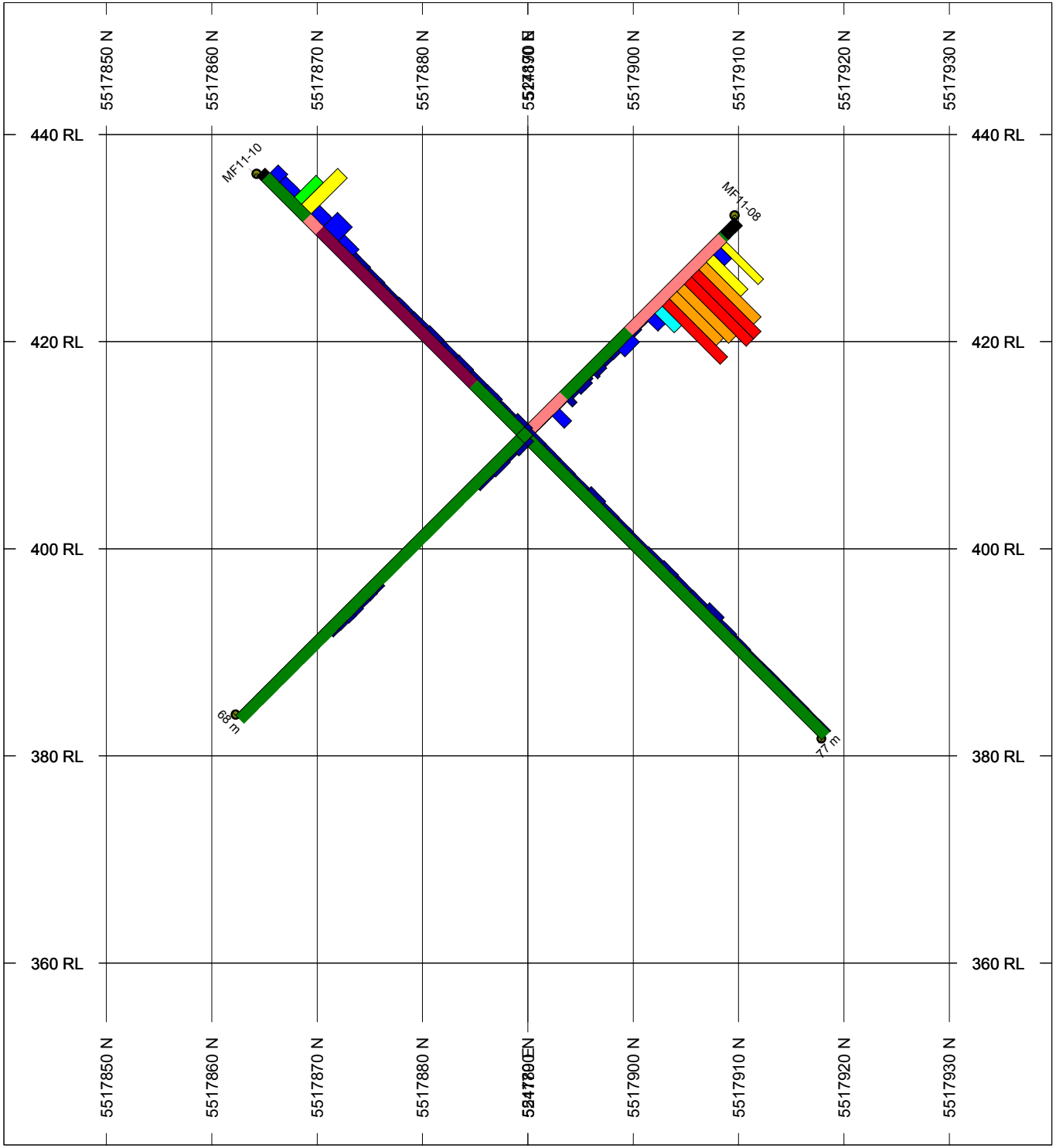

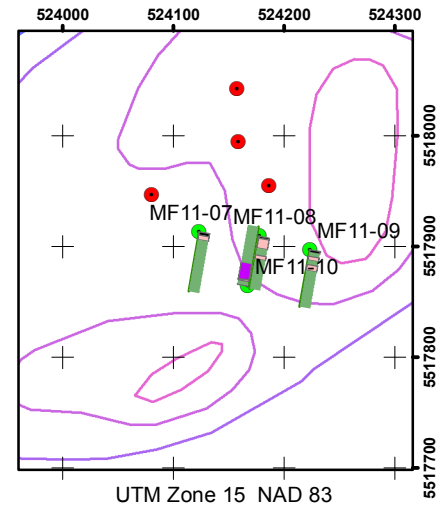

international lithium corp.

BAR GRAPHS	L/R	COL	RANGE
Li2O_%	R		2.25
			2
			1.5
			1
			0.75
			0.5
			0.2

ROCK CODES	PAT	LABEL	DESCRIPTION
Lithcode		mgab	meta-gabbro
		mv	mafic metavolcanic
		ovbd	overburden
		peg	PEGMATITE

SECTION SPECS:

REF. PT. E, N	524170 m	5517890 m
EXTENTS	101 m	110.3 m
SECTION TOP, BOT	452.7 m	342.4 m
TOLERANCE +/-	17.77 m	

SCALE

(m)

-4 0 4 8 12 16

*unknown

AZIMUTH = 10°

N W E S

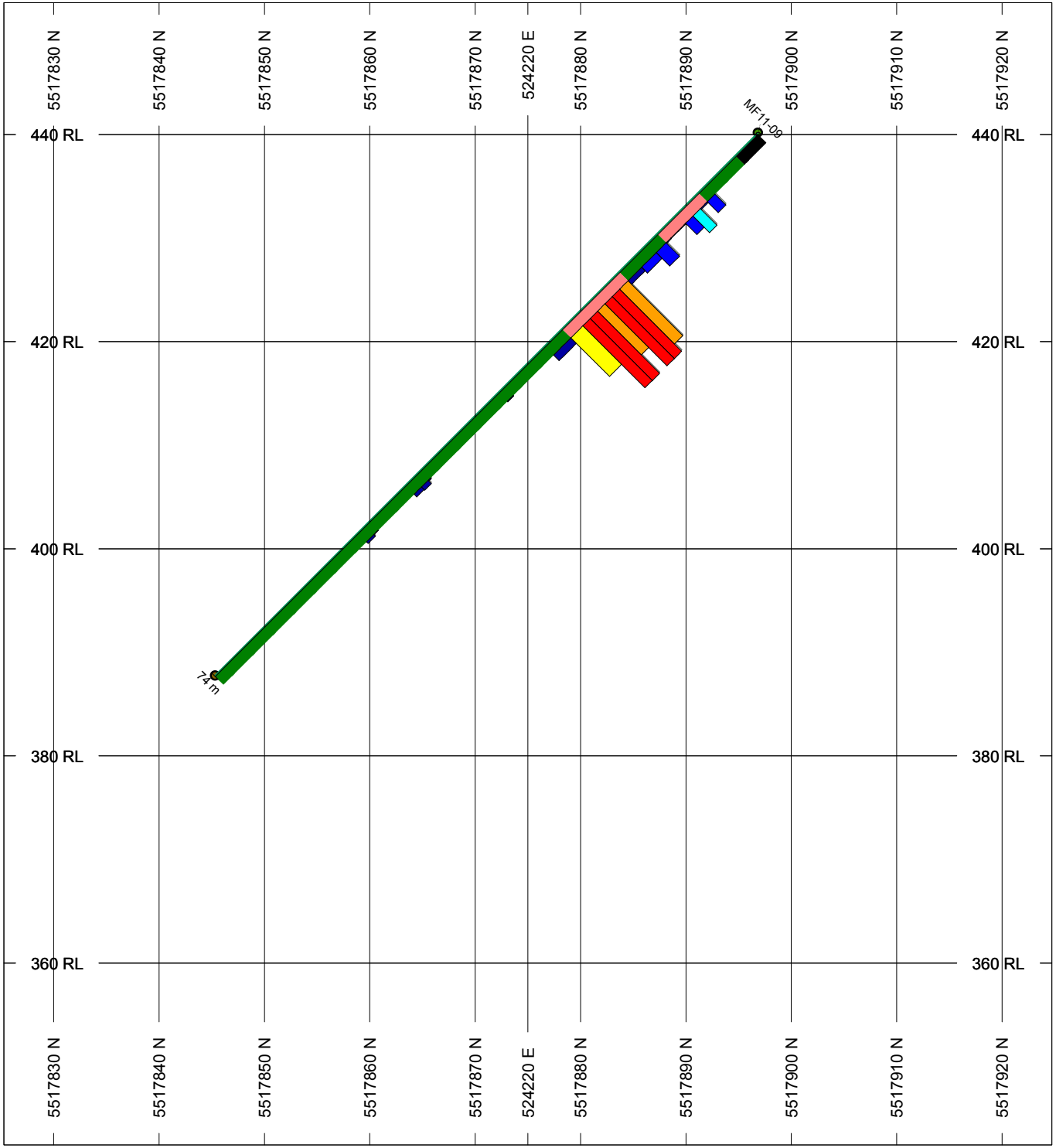

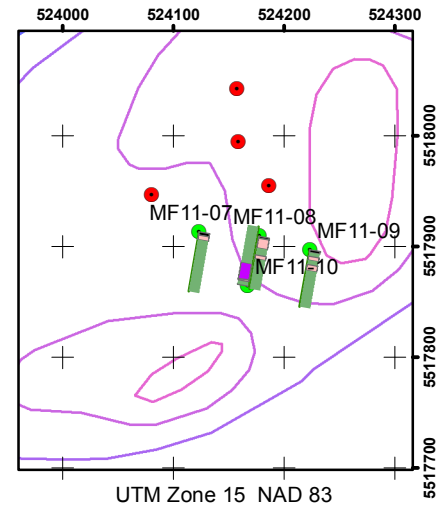

international lithium corp.

BAR GRAPHS	L/R	COL	RANGE
Li2O_%	R		2.25
			2
			1.5
			1
			0.75
			0.5
			0.2

ROCK CODES	PAT	LABEL	DESCRIPTION
Lithcode		mv	mafic metavolcanic
		ovbd	overburden
		peg	PEGMATITE

SECTION SPECS:

REF. PT. E, N	524220 m	5517875 m
EXTENTS	101 m	110.3 m
SECTION TOP, BOT	452.7 m	342.4 m
TOLERANCE +/-	17.77 m	

SCALE

(m)

-4 0 4 8 12 16

*unknown

AZIMUTH = 10°

N W E S

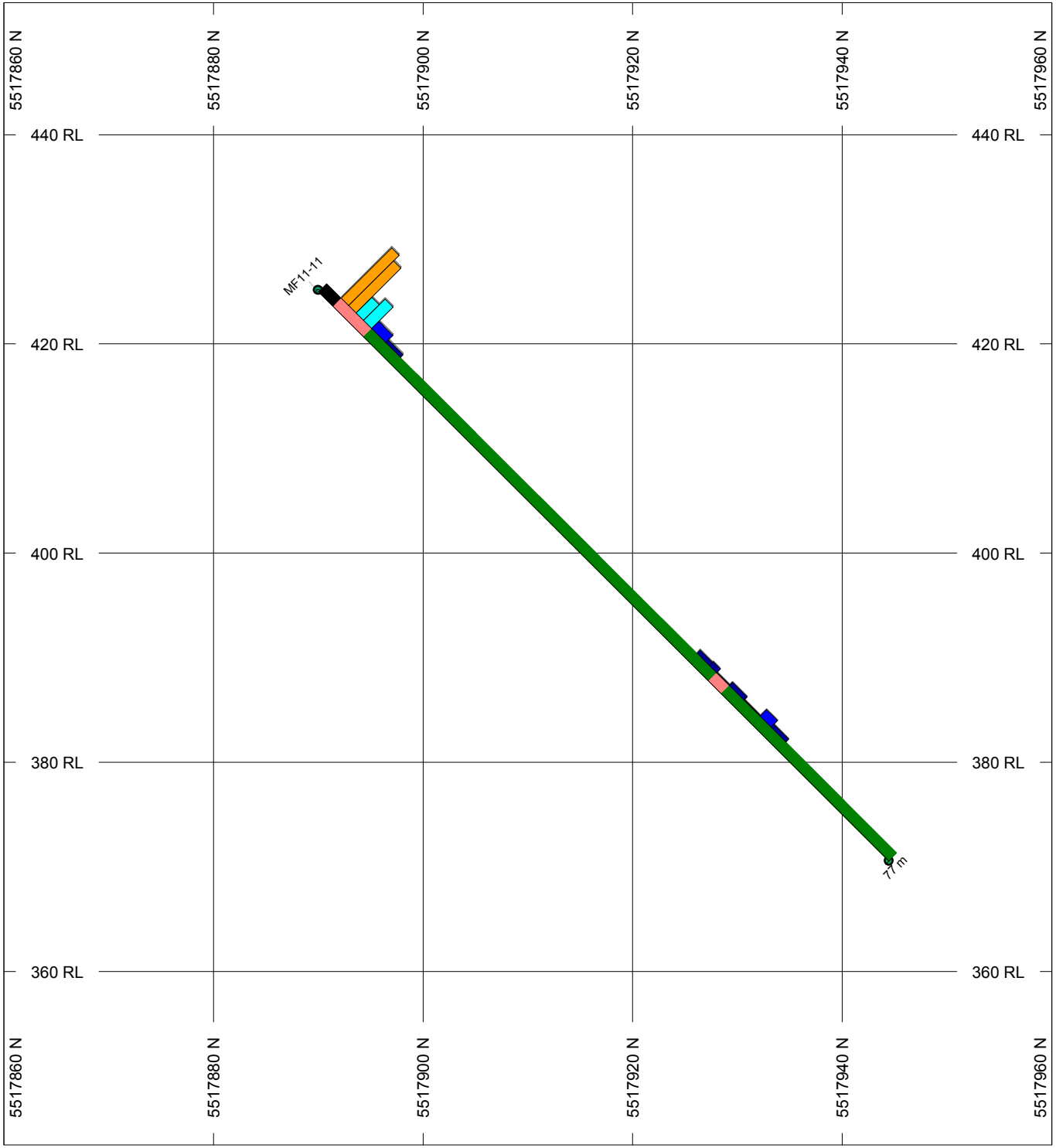

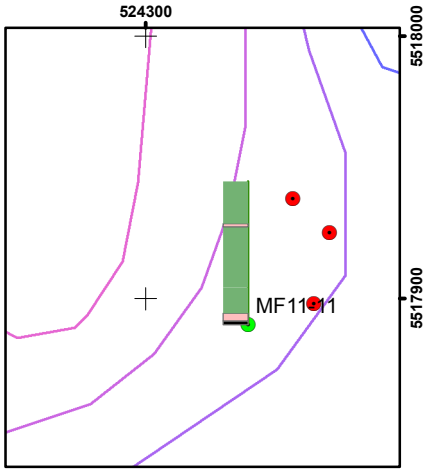

UTM Zone 15 NAD 83

international lithium corp.

BAR GRAPHS	L/R	COL	RANGE
Li2O_%	R		2.25
			2
			1.5
			1
			0.75
			0.5
			0.2

ROCK CODES	PAT	LABEL	DESCRIPTION
Lithcode		mv	mafic metavolcanic
		ovbd	overburden
		peg	PEGMATITE

SECTION SPECS:

REF. PT. E, N	524335 m	5517910 m
EXTENTS	100 m	109.2 m
SECTION TOP, BOT	452.6 m	343.4 m
TOLERANCE +/-	12.5 m	

SCALE

(m)

-4 0 4 8 12 16

*unknown

AZIMUTH = 0°

N W E S

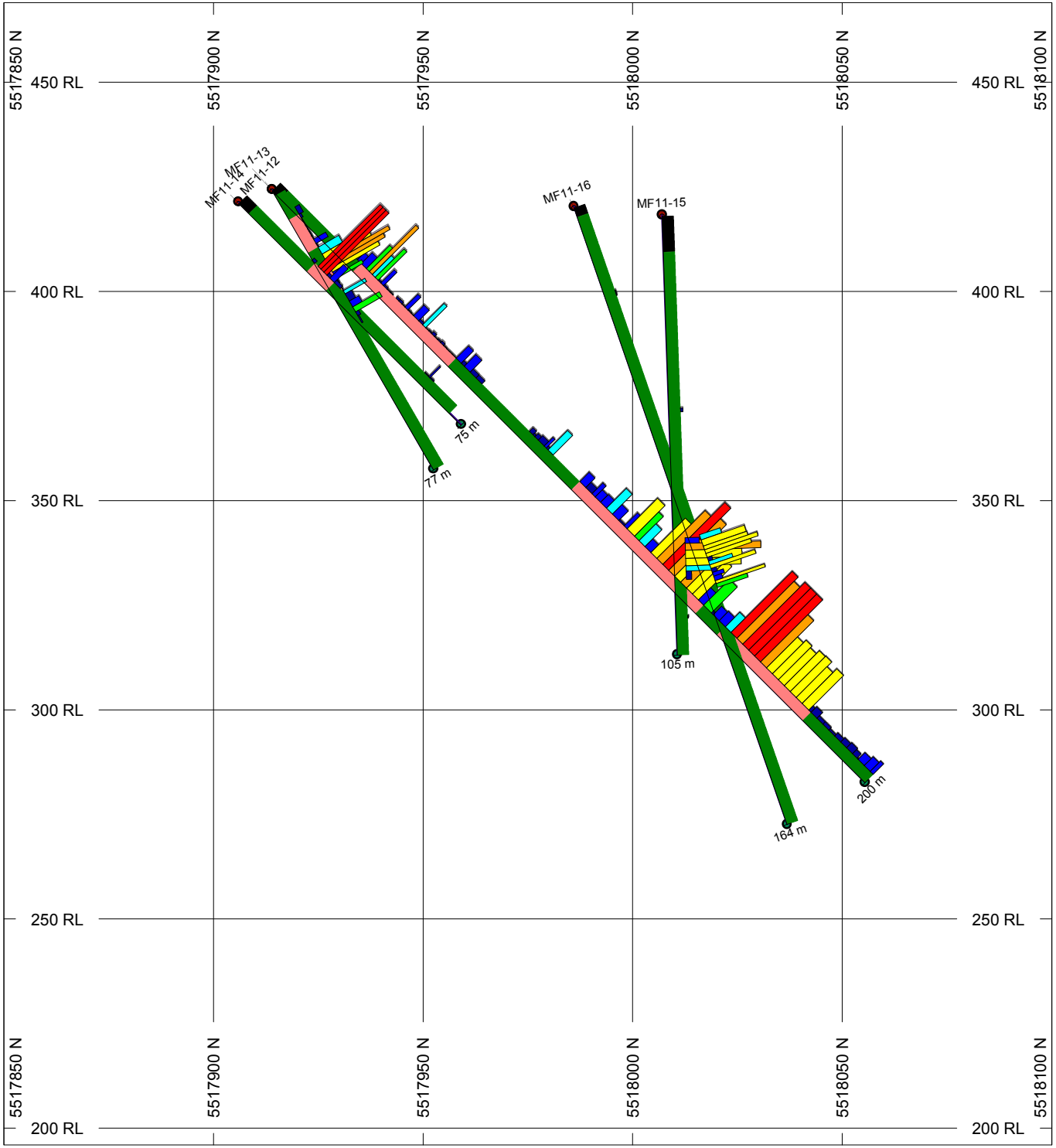

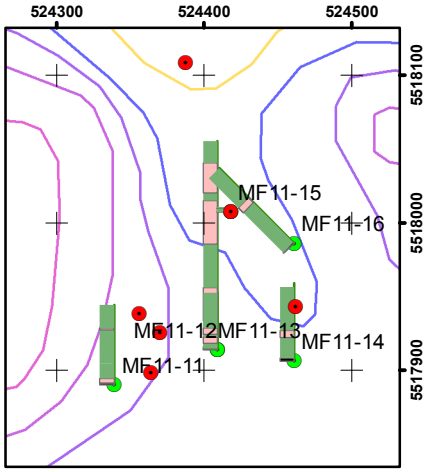

UTM Zone 15 NAD 83

international lithium corp.

BAR GRAPHS	L/R	COL	RANGE
Li2O_%	R		2.25
			2
			1.5
			1
			0.75
			0.5
			0.2

ROCK CODES	PAT	LABEL	DESCRIPTION
Lithcode		mv	mafic metavolcanic
		ovbd	overburden
		peg	PEGMATITE

SECTION SPECS:

REF. PT. E, N	524440 m	5517975 m
EXTENTS	250 m	273 m
SECTION TOP, BOT	469 m	196 m
TOLERANCE +/-	50 m	

SCALE

(m)

-10 0 10 20 30 40

*unknown

AZIMUTH = 0°

N W E S

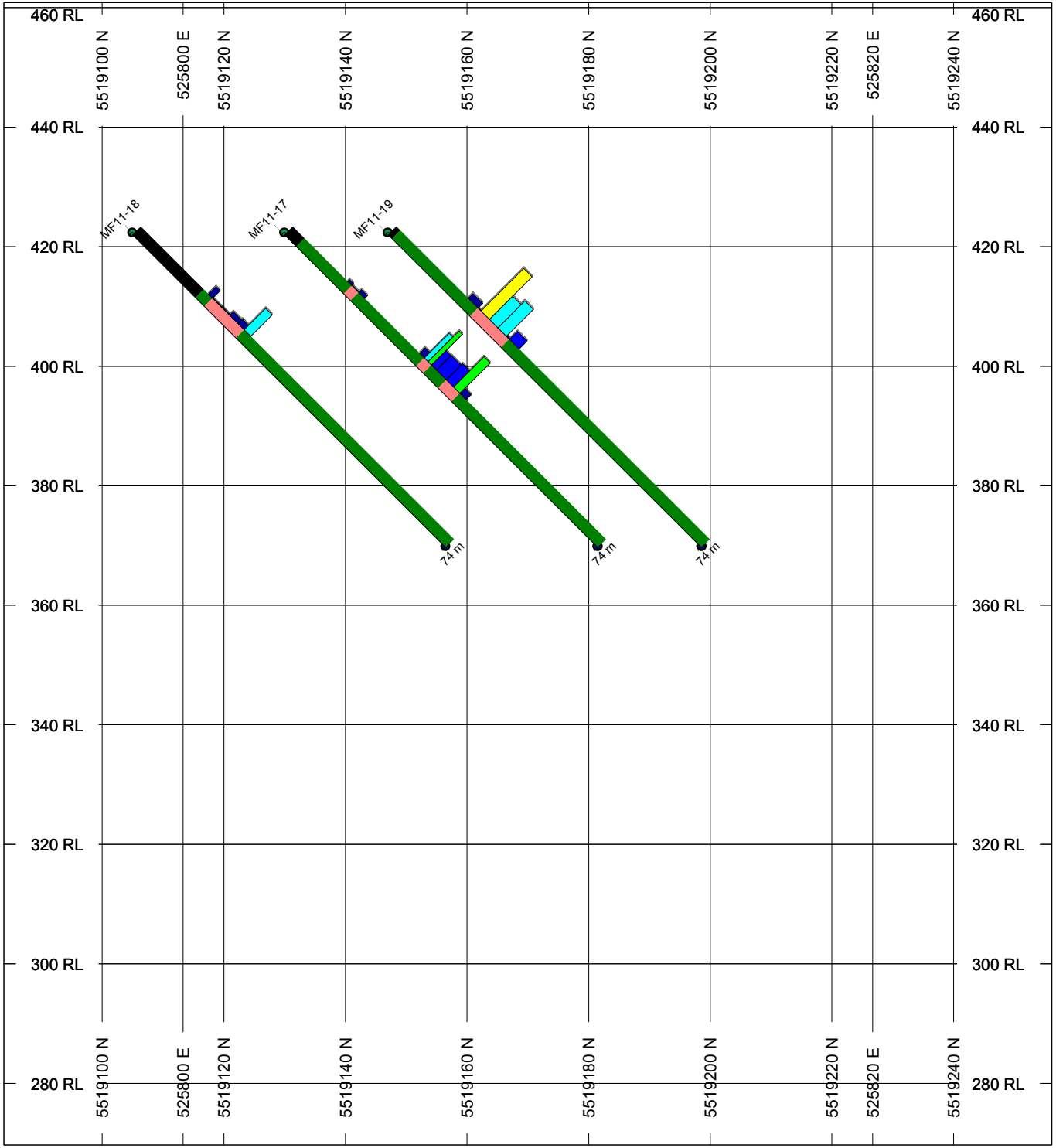

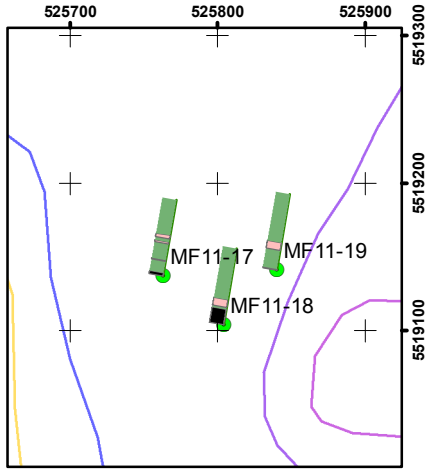

UTM Zone 15 NAD 83

international lithium corp.

BAR GRAPHS	L/R	COL	RANGE
Li2O_%	R		2.25
			2
			1.5
			1
			0.75
			0.5
			0.2

ROCK CODES	PAT	LABEL	DESCRIPTION
Lithcode		mv	mafic metavolcanic
		ovbd	overburden
		peg	PEGMATITE

SECTION SPECS:

REF. PT. E, N	525810 m	5519170 m
EXTENTS	175 m	191.1 m
SECTION TOP, BOT	460.8 m	269.7 m
TOLERANCE +/-	50 m	

SCALE

(m)

-5 0 5 10 15 20 25 30

*unknown

AZIMUTH = 10°

N W E S

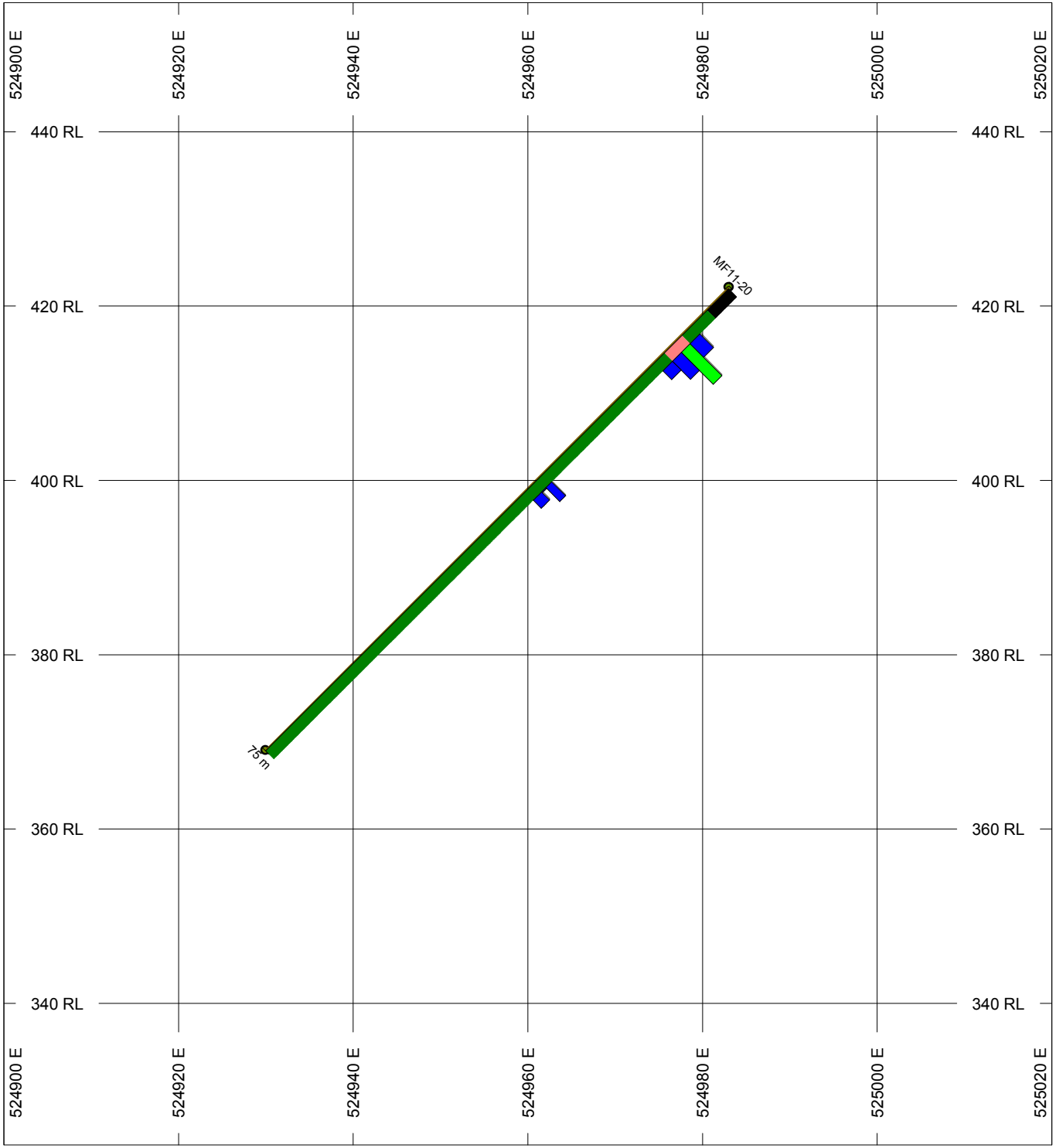

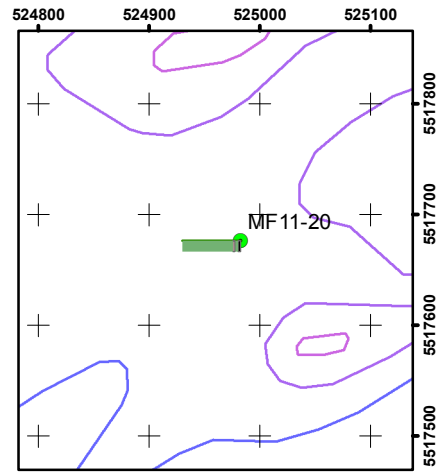

UTM Zone 15 NAD 83

international lithium corp.

BAR GRAPHS	L/R	COL	RANGE
Li2O_%	R		2.25
			2
			1.5
			1
			0.75
			0.5
			0.2

ROCK CODES	PAT	LABEL	DESCRIPTION
Lithcode		mv	mafic metavolcanic
		ovbd	overburden
		peg	PEGMATITE

SECTION SPECS:

REF. PT. E, N	524960 m	5517680 m
EXTENTS	120 m	131 m
SECTION TOP, BOT	454.8 m	323.8 m
TOLERANCE +/-	12.5 m	

SCALE

(m)

-5 0 5 10 15 20

*unknown

AZIMUTH = 90°

N W E S

Drill Hole Name: **MF11-01**

Area: **Fairservice**
Claim #

Drill Log

Easting	523836	Drill Contractor	Layne-Christianson	Pad Date	
Northing	5517575			Start Date	2011-08-18
Elevation (m)	425	Logged By	RD	Finish Date	2011-08-20
UTM Zone	15			Reclaim Date	
Datum	NAD83	Core Type/Size	NQ	Log Date	2011-08-23

Length (m)	77
Azimuth	10
Dip	-45

Target: Flat-lying mostly aplite sheet with local layers of spodumene pegmatite (From F.Breaks).

Stopped for: Reached target depth

Result: Significant pegmatite intersections at 2.2-4.10m and 75-77m.

Survey Data

Holes during 2011 were fairly shallow (50-75m) and no downhole survey was conducted.

From	To	Lith Code	Description
0.00	**2.20**	**Ovbd**	**Overburden** No recovery.
2.20	**4.10**	**Peg**	**Pegmatite**



White to grey, pink and black variable grain pegmatite. Dominant mineralogy is qtz+feld+bio with possible spodumene (??) exhibiting pale green hue. Mica content variable, with qtz and feld comprising over 75% of unit. Mica appears interstitial to other minerals. 2-3% fg tourmaline. Blocky upper contact. Orange-brown alteration, possibly from feldspars.

4.10	**41.15**	**MV**	**Mafic meta-volcanic**



Green to green/black fg moderately foliated mafic meta-volcanic. Mica rich locally, approaching mica schist. No clear distinction between mica rich and mica poor regions. Dominant foliation is ~50-60 TCA. <1-2% felsic content as feldspar blebs and stringers parallel to foliation. Possible chlorite alteration pervasive throughout the unit.

28.57	28.66	Small portion of pink cg pegmatite, contacts ~60 TCA
29.90	30.15	Small portion of pink pegmatite, qtz, pink felds and mica. Looks like sm splay from larger unit.

From	To	Lith Code	Description
41.15	**43.20**	**Peg**	**Differentiated Pegmatite**



White, clear and pink vcg differentiated pegmatite. Upper contact is ~60 TCA and qtz+mica rich. >1cm grains of spodumene with qtz and albite in upper 1m of pegmatite. Up to 30% mica, concentrated into veins, also mainly in upper 1m. Lower 80cm albite rich with 2-3mm blebs of biotite(?) along with 2-3mm blebs of greenish-blue mineral set in qtz-feldspar matrix. Core is a differentiated pegmatite with sharp upper and lower contacts.

43.20	**54.10**	**MV**	**Mafic meta-volcanic**



Medium to Coarse grained greenish/black heterogeneous mafic meta-volcanic. Massive to weakly foliated with coarser grains towards pegmatite, likely contact metamorphism. Pyrite as disseminations, stringers and blebs up to 10%. Unit is mica rich with minor instrusions of pegmatite-like material.

47.30	48.50	Lighter green and pink silicified pegmatite stringer oblique TCA. Dominated by qtz, feldspar and micas with fg black minerals disseminated throughout, often set in qtz-feldspar matrix.

From	To	Lith Code	Description
54.10	**54.90**	**Peg**	**Pegmatite**



Pink aplitic pegmatite with 5-10% fg black elongated tourmaline grains within feldspar matrix. Light green mica abundant with 5-8mm qtz grains. Sharp upper and lower contacts, ~60 TCA.

54.90	**75.00**	**MV**	**Mafic Volcanic**

Green/black mg to fg heterogeneous MV. Abundant mica, unit could be called a mica schist. Weakly foliated ~45 TCA, defined by mica alignment.

65.70	75.00	Qtz and mica-rich pegmatite stringers hosted in mica+chlorite (??) MV with 5% pyrite as stringers and disseminations.

From	To	Lith Code	Description
75.00	**77.00**	**Peg**	**Pegmatite**

Pink and red mg to vcg pegmatite with qtz, feld and mica dominant. More pronounced red alteration, especially of feldspars. Segregated into zones of mg red feldspar almost aplitic in appearance to vcg portions with qtz and feldspars with interstitial mica.

77.00 m			**End of Hole**

Drill Hole Name: **MF11-02**

Area: **Fairservice**
Claim #

Drill Log

Easting	523836	Drill Contractor	Layne-Christianson	Pad Date	
Northing	5517916			Start Date	2011-08-23
Elevation (m)	431	Logged By	RD	Finish Date	2011-08-23
UTM Zone	15			Reclaim Date	
Datum	NAD83	Core Type/Size	NQ	Log Date	2011-08-25

Length (m)	77
Azimuth	10
Dip	-55

Target: Hole on bedrock a short distance from Lun Echo DDH E-13. Hole designed to test pegmatite thickness approx normal to moderate south-dipping contacts.

Stopped for: Reached target depth.

Result: No significant pegmatite intersection.

Survey Data

Holes during 2011 were fairly shallow and no downhole survey was conducted.

From	To	Lith Code	Description
0.00	**2.30**	**Ovbd**	**Overburden** No recovery.
2.30	**4.00**	**MV**	**Mafic meta-volcanic**  Dark green-grey homogeneous and moderately foliated meta-gabbro.
4.00	**4.45**	**Peg**	**Pegmatite**  Pink/white cg albite rich pegmatite stringer. Sharp upper and lower contacts. Qtz+Feldspar+Mica with opaque black/blue fg mineral set in feldspar matrix.
4.45	**77.00**	**MV**	**Mafic meta-volcanic**

From	To	Lith Code	Description
			Green and pale grey mg homogeneous moderately foliated meta-gabbro with variable mica content from 10-20% of total unit. Foliation generally 40-50 TCA. 2-3% felsic stringers parallel to foliation. No significant pegmatite intersected.
77.00 m			**End of Hole**

Drill Hole Name: **MF11-03**

Area: **Fairservice**
Claim #

Drill Log

Easting	523928	Drill Contractor	Layne-Christianson	Pad Date	
Northing	5517910			Start Date	2011-08-23
Elevation (m)	435	Logged By	RD	Finish Date	2011-08-24
UTM Zone	15			Reclaim Date	
Datum	NAD83	Core Type/Size	NQ	Log Date	2011-08-26

Length (m)	77
Azimuth	10
Dip	-45

Target: Eastern part of Pegmatite 2 near blast pits that expose widest part of pegmatite.

Stopped for: Reached target depth

Result: Significant pegmatite intersection at 30.4-37.7m and 71.8-77m

Survey Data

Holes during 2011 were fairly shallow and no downhole survey was conducted.

From	To	Lith Code	Description
0.00	**2.20**	**Ovbd**	**Overburden** No recovery.
2.20	**3.75**	**Peg**	**Pegmatite**

Pink and grey cg pegmaite composed of qtz+feldspar. Grains range from 1-5cm. Trace tourmaline. Possible cg spodumene as pale green feldspar-like grains.

3.75	**7.90**	**MV**	**Mafic meta-volcanic**

Green and pale grey moderately foliated MV with 30% mica content. Speckled green/brown and grey texture. Schistose along fractures. Homogeneous.

6.90	7.25	Pegmatite Stringer with 20% tourmaline concentrated lower 15cm, possible gravitational settling.

From	To	Lith Code	Description
7.90	**9.20**	**Peg**	**Pegmatite**

Pink and grey vcg pegmatite consisting of mainly qtz+feldspar. Few scattered 2-3mm grains of tourmaline(?). Emplacement has altered upper 30cm of MV directly beneath unit.

9.20	**30.40**	**MV**	**Mafic meta-volcanic**



Green and pale grey weakly to moderately foliated MV with vairable mica content. Schistose along fracture planes with upper 30cm of unit altered (more felsic content, higher concentration of mica) by pegmatite. Heterogeneous with a gabbro-like appearance.

26.60 26.90 Pegmatite qtz+feldspar+tourmaline(?).

From	To	Lith Code	Description
30.40	**37.70**	**Peg**	**Pegmatite**

White and grey massive pegmatite dominated by 2-3mm qtz grains within feldspar matrix. 10-15% phlogopite. Sharp upper and lower contacts 30 TCA. 1% tourmaline. Approaching aplite in portions.

33.40	36.20	Mafic meta-volcanic with 15-20% mica, moderately foliated with epidote..

From	To	Lith Code	Description
37.70	**71.80**	**MV**	**Mafic meta-volcanic**



Green to pale grey weakly to moderately foliated MV. Some of unit contains 3-5mm phenocrysts, chlorite(?). Foliation is generally 45 TCA. Variable mica content from 5-10% locally. Mostly homogeneous.

71.80	**77.00**	**Peg**	**Pegmatite**

White and grey cg pegmatite dominated by qtz+feldspar+mica. Qtz ranges from 5mm-1cm and comprises up to 50% of unit. Feldspar is pink, 5-8mm grains comprising <30% of unit with pale green/silvery mica interstitial. Possible phlogopite. Massive.

77.00 m			**End of Hole**

Drill Hole Name: **MF11-04**

Area: **Fairservice**
Claim #

Drill Log

Easting	523792	Drill Contractor	Layne-Christianson	Pad Date	
Northing	5518043			Start Date	2011-08-21
Elevation (m)	423	Logged By	RD	Finish Date	2011-08-22
UTM Zone	15			Reclaim Date	
Datum	NAD83	Core Type/Size	NQ	Log Date	2011-08-27

Length (m)	77
Azimuth	190
Dip	-45

Target: Hole located on overburden to test possible western extension of Peg 1.

Stopped for: Reached target depth.

Result: Pegmatite intersection 30.50-31.55m.

Survey Data

Holes during 2011 were fairly shallow and no downhole survey was conducted.

From	To	Lith Code	Description
0.00	**5.80**	**Ovbd**	**Overburden** No recovery.
5.80	**30.50**	**MV**	**Mafic meta-volcanic**

Pale green and grey mg moderately foliated mafic meta-volcanic. Variable mica content with felsic stringers parallel to foliation. Moderately blocky core.

30.50	**31.55**	**Peg**	**Pegmatite**

Pink and white mg-cg pegmatite with ~25% white silvery mica interstitial to qtz and feldspar. 10 cm enclaves of MV within unit.

From	To	Lith Code	Description
31.55	**77.00**	**MV**	**Mafic meta-volcanic**

Pale green and grey moderately foliated MV with gabbro-like texture. Variable mafic content. No significant pegmatite intersections.

77.00 m			**End of Hole**

Drill Hole Name: **MF11-05**

Area: **Fairservice**
Claim #

Drill Log

Easting	523842	Drill Contractor	Layne-Christianson	Pad Date	
Northing	5518015			Start Date	2011-08-22
Elevation (m)	425	Logged By	RD	Finish Date	2011-08-23
UTM Zone	15			Reclaim Date	
Datum	NAD83	Core Type/Size	NQ	Log Date	2011-08-28

Length (m)	68
Azimuth	10
Dip	-45

Target: Hole oriented subparallel to surface trench at widest part of Peg 1 where historical value of 1.85 wt% Li2O was obtained in continuous chip across 11 m.

Stopped for: Reached pegmatite

Result: Significant pegmatite intersection at 0.9-8.2m

Survey Data

Holes during 2011 were fairly shallow and no downhole survey was conducted.

From	To	Lith Code	Description
0.00	**0.60**	**Ovbd**	**Overburden** No recovery.
0.60	**0.90**	**MV**	**Mafic meta-volcanic** Pale green and grey mg moderately foliated MV. Variable mica content with felsic stringers parallel to foliation. Moderately blocky core.
0.90	**8.20**	**Peg**	**Pegmatite** Pink and white mg-cg pegmatite with ~25% white silvery mica interstitial to qtz and feldspar. 10 cm enclaves of MV within unit.
8.20	**33.20**	**MV**	**Mafic meta-volcanic**

From	To	Lith Code	Description

Pale green and grey moderately foliated MV with gabbro-like texture. Variable mafic content. No significant pegmatite intersections.

15.50 16.10 Pink CG pegmatite

33.20	**34.55**	**Peg**	**Pegmatite**

Pink white and grey mg to cg pegmatite with sharp upper and lower contacts ~ 50 TCA. Mostly feldspar with qtz with 1-2mm grains of blueish-black mineral within feldspar. Contacts are mica rich.

34.55	**68.00**	**MV**	**Mafic meta-volcanic**



Green to dark grey weakly to moderately foliated meta-gabbro. Moderately competent and homogeneous.

68.00 m			**End of Hole**

Drill Hole Name: **MF11-06**

Area: **Fairservice**
Claim #

Drill Log

Easting	523944	Drill Contractor	Layne-Christianson	Pad Date	
Northing	5517974			Start Date	2011-08-24
Elevation (m)	436	Logged By	RD	Finish Date	2011-08-25
UTM Zone	15			Reclaim Date	
Datum	NAD83	Core Type/Size	NQ	Log Date	

Length (m)	90
Azimuth	190
Dip	-79

Target: Scissor pegmatite at EOH of MF11-03

Stopped for: Reached target, intersected pegmatite at downhole depth of 54m

Result: Significant pegmatite intersection at down hole depth of 54m

Survey Data

Holes during 2011 were fairly shallow and no downhole survey was conducted.

From	To	Lith Code	Description
0.00	**1.50**	**Ovbd**	**Overburden** No recovery.
1.50	**53.95**	**MV**	**Mafic meta-volcanic**



Green and pale grey homogeneous mafic meta-volcanic. Weakly to moderately foliated with foliation generally 35-40 TCA. Speckled texture of meta-gabbro (?).

53.95	**59.00**	**Peg**	**Pegmatite**

Pink white and grey cg pegmatite. Dominant mineralogy is qtz, feldspar (K-spar and Albite) and white/green silvery mica. White albite looking mineral could be spodumene. Unit is massive with no discernible foliation. Sharp upper contact is 55 TCA, sharp lower contact is 45 TCA. Blocky core, especially btw 56-57m.

59.00	**71.55**	**MV**	**Mafic meta-volcanic**

From	To	Lith Code	Description

Green and Grey moderately foliated meta-gabbro. Moderately competent. Foliation stronger closer to lower contact with pegmatite. Mica bands parallel to foliation (35 TCA).

71.55	**72.70**	**Peg**	**Pegmatite**

Pink white and grey cg pegmatite identical in mineralogy to above pegmatite. Smoky qtz with pink feldspar and white albite/spodumene. 10-15% of unit is white/silvery mica. Unit has sharp upper and lower contacts at 30 and 85 TCA, respectively. Pegmatite is massive with no discernible foliation. Concentration of 2-3mm tourmaline crystals at upper contact.

72.70	**90.00**	**MV**	**Mafic meta-volcanic**

From	To	Lith Code	Description
			Pale green homogeneous weakly to moderately foliated MV. Mica concentrations along foliation plane, generally at 55 TCA. Heavy concentration of mica at upper contact with pegmatite. Moderately competent.
90.00 m			**End of Hole**

Drill Hole Name: **MF11-07**

Area: **Fairservice**
Claim #

Drill Log

Easting	524123	Drill Contractor	Layne-Christianson	Pad Date	
Northing	5517913			Start Date	2011-08-25
Elevation (m)	433	Logged By	RD	Finish Date	2011-08-26
UTM Zone	15			Reclaim Date	
Datum	NAD83	Core Type/Size	NQ	Log Date	

Length (m)	77
Azimuth	190
Dip	-45

Target: Hole in western part of Peg 4.

Stopped for: Reached target depth.

Result: Significant pegmatite intersection at 4.10-9.75m.

Survey Data

Holes during 2011 were fairly shallow and no downhole survey was conducted.

From	To	Lith Code	Description
0.00	**3.75**	**Ovbd**	**Overburden** No recovery.
3.75	**4.10**	**MV**	**Mafic meta-volcanic** Green/grey heterogeneous moderately foliated mafic meta-volcanic.
4.10	**9.75**	**Peg**	**Pegmatite** Grey, translucent pink and light green variable grain size pegmatite. ~25-30% smoky qtz with 30-40% albite and/or pale green spodumen grains up to 3-4cm across. Minor pink (K-feldspar or lepidolite) phase composing 5-10% of unit. Also minor phlogopite phase interstitial to qtz and albite/spodumene. Upper contact sharp but ground away by drill bit. Lower contact sharp, 65 TCA with abundance of biotite/mica at contact with MV.
9.75	**19.55**	**MV**	**Mafic meta-volcanic**

From	To	Lith Code	Description

Green/grey heterogeneous moderately foliated MV with variable mica content. Foliation is generally60 TCA. Mica rich bands parallel to foliation common. Core blocky to moderately competent.

16.20	16.45		Pink pegmatite stringer with 10 cm MV dilution within. Upper contact 45 TCA, lower contact 30 TCA with abundant mica at contacts. Stringer doesn't appear to have affected host MV much.

From	To	Lith Code	Description
19.55	**32.20**	**MV**	**Mafic meta-volcanic**



Green and pale grey speckled homogeneous meta-gabbro with weak to moderate foliation. Foliation generally 60 TCA.

32.20	**77.00**	**MV**	**Mafic meta-volcanic**



Green and pale grey fg to mg moderately foliated heterogeneous mafic meta-volcanic of unknown protolith. Mica rich bands parallel to foliation, that is generally 60 TCA. Variable felsic content as bands. Local epidote alteration. Core moderately competent. Pyrite blebs account for <1% of unit.

77.00 m			**End of Hole**

Drill Hole Name: **MF11-08**

Area: **Fairservice**
Claim #

Drill Log

Easting	524177	Drill Contractor	Layne-Christianson	Pad Date	
Northing	5517909			Start Date	2011-08-27
Elevation (m)	432	Logged By	RD	Finish Date	2011-08-27
UTM Zone	15			Reclaim Date	
Datum	NAD83	Core Type/Size	NQ	Log Date	

Length (m)	68
Azimuth	190
Dip	-45

Target: Hole near widest part of Peg 4 towards the eastern end with a surface width of at least 23 m.

Stopped for: Reached target depth

Result: Significant pegmatite intersection at 2.25-15m and 23.85 to 29m.

Survey Data

Holes during 2011 were fairly shallow and no downhole survey was conducted.

From	To	Lith Code	Description
0.00	**2.00**	**Ovbd**	**Overburden** No recovery.
2.00	**2.25**	**MV**	**Mafic meta-volcanic** Green and grey MV.
2.25	**15.00**	**Peg**	**Pegmatite** Grey, white and light green cg massive pegmatite. Smoky qtz comprises ~30% of unit, with ~20% spodumene as 3-5cm grains or larger. Spodumene exhibits a pale green colour, but may be white as well. Minor phlogopite interstitial to qtz/feldspar/spodumene. Upper contact ground away by drill bit, as is lower contact.

From	To	Lith Code	Description
15.00	**23.85**	**MV**	**Mafic meta-volcanic**

Green, weakly foliated MV. Blocky with low RQD. Pink CG peg. Stringers throughout.

15.25	15.90	CG pink pegmatite stringer with 10-20 TCA upper and lower contacts. Appears to be stringer from main body (above pegmatite).
20.35	20.65	Pink CG pegmatite stringer, contacts ground away by drill bit.
20.85	21.00	Pink CG pegmatite stringer. Upper contact ground away. Lower contact 30 TCA
22.55	23.35	Pink CG pegmatite stringer. Upper contact 30 TCA, Lower contact 70 TCA.

From	To	Lith Code	Description
23.85	**29.00**	**Peg**	**Pegmatite**

Pink and white cg pegmatite. ~60% pink minerals with 25-30% smoky qtz. Patches of black elongated crystals (tourmaline?) comprising ~5% of unit. Local red/orange alteration(?) at 25.65m at foot of mafic stringer enclosed within pegmatite unit. 20 TCA sharper upper contact with 40 TCA lower contact. Tourmaline settling at lower contact(?). This pegmatite unit lack characteristic pale green cg spodumene crystals.

29.00	**68.00**	**MV**	**Mafic meta-volcanic**

Green to pale grey heterogeneous massive to weakly foliated MV. Blocky to moderately competent.

68.00 m			**End of Hole**

Drill Hole Name: **MF11-09**

Area: **Fairservice**
Claim #

Drill Log

Easting	524223	Drill Contractor	Layne-Christianson	Pad Date	
Northing	5517897			Start Date	2011-08-28
Elevation (m)	440	Logged By	RD	Finish Date	2011-08-29
UTM Zone	15			Reclaim Date	
Datum	NAD83	Core Type/Size	NQ	Log Date	

Length (m)	74
Azimuth	190
Dip	-45

Target: 50 m step out from MF11-08 to the east along strike.

Stopped for: Reached target depth.

Result: Significant pegmatite intersection at 8.05-13.65m and 18.85-26.65m.

Survey Data

Holes during 2011 were fairly shallow and no downhole survey was conducted.

From	To	Lith Code	Description
0.00	3.00	Ovbd	Overburden

From	To	Lith Code	Description
			No recovery.
3.00	**8.05**	**MV**	**Mafic meta-volcanic**

Green and grey speckled meta-gabbro. Blocky near top of hole, overall moderately foliated with more heterogeneous appearance next to pegmatite.

8.05	**13.65**	**Peg**	**Pegmatite**

Pink and grey heterogeneous cg pegmatite. Dominated by cg pink feldspar(?) and smoky qtz. Lesser pale green/white spodumene/albite. Pink feldspars envelop 3-5mm white/colourless albite(?) frequently. Concentrations of phlogopite adjacent to pink feldspars. Sharp upper and lower contacts at 65 and 60 TCA, respectively. Overall unit has a much more pink colour than many other pegmatites found this shallow in the hole. Pegmatite could be weakly brecciated with albite/spodumene clasts and K-feldspar matrix.

From	To	Lith Code	Description
13.65	**18.85**	**MV**	**Mafic meta-volcanic**



Pale green and grey blocky MV. Appearance is slightly bleached, possibly due to occurrence between two pegmatites. Weakly foliated with very schistose texture along fractured surfaces.

18.85	**26.65**	**Peg**	**Pegmatite**

White and grey massive pegmatite dominated by 2-3mm qtz grains within feldspar matrix. 10-15% phlogopite. Sharp upper and lower contacts 30 TCA. 1% tourmaline. Approaching aplite in portions.

26.65	**74.00**	**MV**	**Mafic meta-volcanic**

From	To	Lith Code	Description
			Green and pale grey heterogeneous MV. Fg and moderately foliated generally 60 TCA. Much of unit has speckled meta-gabbro appearance. Mica concentrated parallel to foliation planes.
			34.50 35.30 Pink pegmatite stringer. Phlogopite+tourmaline rich with shaper upper and lower contacts at 30 and 40 TCA respectively. Tourmaline 3-5% of unit, that is likely a stringer from the main pegmatite above.
			45.75 46.10 Qtz rich peg. Stringer. Contains minor tourmaline and feldspar. Sharp upper and lower contacts at 60 and 65 TCA respectively.
			52.92 53.50 Pink pegmatite stringer dominated by pink feldspar and flecks of tourmaline. Patches of orange/brown mineral toward lower contact. Sharp upper and lower contacts at 90 and 85 TCA respectively.
74.00 m			**End of Hole**

Drill Hole Name: **MF11-10**

Area: **Fairservice**
Claim #

Drill Log

Easting	524167	Drill Contractor	Layne-Christianson	Pad Date	
Northing	5517864			Start Date	2011-08-29
Elevation (m)	436	Logged By	RD	Finish Date	2011-08-29
UTM Zone	15			Reclaim Date	
Datum	NAD83	Core Type/Size	NQ	Log Date	

Length (m)	77
Azimuth	10
Dip	-45

Target: Scissor of east-west trending pegmatite intersected on holes MF11-07, MF11-08 and MF11-09.

Stopped for: Reached target depth.

Result: Pegmatite intersection at 6.3-8m.

Survey Data

Holes during 2011 were fairly shallow and no downhole survey was conducted.

From	To	Lith Code	Description
0.00	**0.70**	**Ovbd**	**Overburden** No recovery.
0.70	**6.30**	**MV**	**Mafic meta-volcanic**

Pale green and grey moderately foliated MV. Foliation oblique TCA, directly above pegmatite. Very low angle, 10 TCA. Mica rich near lower contact. Blocky.

6.30	**8.00**	**Peg**	**Pegmatite**

Grey and pale white/pink cg pegmatite. Dominated by smoky qtz and albite(?) with a higher percentage of mica(phlogopite) than other pegmatites (~10%). Sharp upper contact at 35 TCA. Minor pink/orange mineral, possibly an alteration. Blocky core, lower contact not visible. Qtz appears to be weakly brecciated.

From	To	Lith Code	Description
8.00	**29.00**	**MV**	**Meta-gabbro**

Green and pale grey homogeneous MV. Speckled texture, likely meta-gabbro. Foliation 20 TCA at upper contact with pegmatite and varies to 30 TCA further down in unit.

22.90	23.05	Pink pegmatite stringer with 70 TCA upper contact. Stringer appears to post-date foliation as it distrupts foliation in above MV (see picture).
26.90	27.45	Pink pegmatite stringer with contacts 90 TCA. This stringer doesn't effect surrounding foliation.

29.00	**77.00**	**MV**	**Mafic meta-volcanic**

Green and pale grey heterogeneous MV. Varying felsic content as 2-3cm wide stringers and blebs. Weakly to moderately foliated. No consistent foliation, ranges from 20-40 TCA. Heterogeneous appearance, lacks speckled texture of meta-gabbro. No significant pegmatite intersections.

77.00 m			**End of Hole**

Drill Hole Name: **MF11-11**

Area: **Fairservice**
Claim #

Drill Log

Easting	524352	Drill Contractor	Layne-Christianson	Pad Date	
Northing	5517878			Start Date	2011-08-29
Elevation (m)	437	Logged By	RD	Finish Date	2011-08-29
UTM Zone	15			Reclaim Date	
Datum	NAD83	Core Type/Size	NQ	Log Date	

Length (m)	77
Azimuth	0
Dip	-45

Target: Hole located on boulder-rich overburden to test east continuation of Peg 5.

Stopped for: Reached target depth.

Result: Pegmatite intersection at 2-6.10m and 52.65-54.35m.

Survey Data

Holes during 2011 were fairly shallow and no downhole survey was conducted.

From	To	Lith Code	Description
0.00	**2.00**	**Ovbd**	**Overburden** No recovery.
2.00	**6.10**	**Peg**	**Pegmatite**

Pink and grey to pale grey cg massive pegmatite. Roughly equal proportions of smoky qtz, pink K-feldspar and pale grey/white albite or spodumene. Silvery mica composes ~10% of unit. Drill bit ground away lower contact, but appears to be btw 45-60 TCA. Foliation of MV adjacent to contact is 50 TCA. Pegmatite is slightly blocky, with few pieces of core over 20 cm.

6.10	**20.00**	**MV**	**Mafic meta-volcanic**

Green and pale green fg to mg moderately foliated MV. Foliation generally 50 TCA. Moderately competent. Core very blocky from 14.5 to 19.5m. Occasional mica-rich band parallel to foliation. Gradual lower contact with more massive MV beneath.

From	To	Lith Code	Description
20.00	**52.65**	**MV**	**Mafic meta-volcanic**

Green more massive MV with cumulate texture. Gradual upper contact. Schistose along fractured surfaces. Scattered pyroxenes throughout, likely amphibole grade overall.

52.65	**54.35**	**Peg**	**Pegmatite**

Pink and grey mg massive pegmatite. Sharper upper contact at 45 and ground away lower contact. Abundance of mica at upper contact. Pegmatite more medium grained than coarse grained unlike other pegmatites. Overall appearance of pegmatite is more pink than white. Euhedral 2-3mm feldspars set in smoky qtz matrix. Possible minor tourmaline.

54.35	**77.00**	**MV**	**Mafic meta-volcanic**

Identical to 20-52.65 unit. Green to pale green, moderately foliated to massive. Heterogeneous.

56.35	58.50	Qtz vein with mica rich contacts. Possible stringer from main pegmatite unit. Sharp contacts at 35 & 20 TCA. Vfg tourmaline with dominantly qtz unit.

From	To	Lith Code	Description
77.00 m			**End of Hole**

Drill Hole Name: **MF11-12**

Area: **Fairservice**
Claim #

Drill Log

Easting	524413	Drill Contractor	Layne-Christianson	Pad Date	
Northing	5517913			Start Date	2011-08-31
Elevation (m)	429	Logged By	RD	Finish Date	2011-08-02
UTM Zone	15			Reclaim Date	
Datum	NAD83	Core Type/Size	NQ	Log Date	

Length (m)	200
Azimuth	0
Dip	-45

Target: Hole adjacent to largest part of Peg 6.

Stopped for: Reached target depth.

Result: Two significant pegmatite intersections at 27.30-59.30m and 101-179m.

Survey Data

Holes during 2011 were fairly shallow and no downhole survey was conducted.

From	To	Lith Code	Description
0.00	**2.70**	**Ovbd**	**Overburden** No recovery.
2.70	**27.30**	**MV**	**Mafic meta-volcanic**

Green mg moderately foliated MV. Heterogeneous with varying felsic content as stringers parallel to foliation. Foliation variable but generally 30 TCA. Foliation gradually decreases with depth until nearly parallel TCA adjacent to pegmatite. Lower contact poorly competent, nearly fault gauge(?). Core more blocky towards pegmatite.

27.30	**59.30**	**Peg**	**Pegmatite**

Pink, white and grey mg to cg differentiated pegmatite. Dominant mineralogy is smoky qtz+pink feldspar+albite+mica (phlogopite). Smoky qtz+feldspar+albite comprise 80-85% of unit with mica and orange/red (alteration?) mineral. Difficult to distinguish between albite and pale spodumene. Possible Beryl occurrence. Very blocky core from 29-30m. Several zones of MV diluting unit. Pegmatite is more white in colour from 34.80 to ~42m, below that the colour is more pink. This could be different zones of

From	To	Lith Code	Description
			the same pegmatite that have different mineralogy. Mica content from 46.65 to 59.30 noticeably increases to ~10% of unit. Blocky core towards lower contact. Upper contact at 27.30m is 45 TCA, lower contact at 59.30m is 60 TCA.
			33.85 34.80 Pink pegmatite stringer with contacts 90 TCA. This stringer doesn't effect surrounding foliation. 43.00 46.65 MV with sharp contacts at 60 and 50 TCA, respectively. Foliation within MV is parallel to contacts.
59.30	**101.00**	**MV**	**Mafic meta-volcanic**

			Green heterogeneous moderately foliated MV. Foliation near upper contact is 15 TCA, gradually steepening until 30 TCA at 68m. Heterogeneous blocky core.
			68.90 70.20 Pegmatite stringer with contacts at 45 and 55 TCA, respectively. Identical mineralogy to larger pegmatite above 85.20 85.50 Pink pegmatite stringer with contacts at 10 and 20 TCA, respectively. 89.70 90.30 Qtz stringer with contacts of 45 and 20 TCA, respectively.
101.00	**142.80**	**Peg**	**Pegmatite**

			Major intersection of white, grey and pink CG pegmatite. Dominant mineralogy is smoky qtz+albite/spodumene+light green/silvery mica. Diluted by several MV stringers. Ranges from mainly albite with littleqtz to even amounts of qtz+albite as 1-3 cm grains. Albite/spodumene commonly

From	To	Lith Code	Description
			displays 1:3 or 1:4 aspect ratio, found euhedral within qtz. Colour is white/grey with little pink phases (~5%). Concentration of red mineral in bottom of unit. 133-135m interval is more coarse grained suggesting a slower cooling rate in the middle of the pegmatite.

105.10	106.20	MV stringer with sharp contacts at 15 and 45 TCA respectively.
112.00	114.15	MV string that appears to cut pegmatite very obliquely. Difficult to obtain lower contact, upper contact 15 TCA.
116.90	119.45	MV stringer with sharp contacts at 20 and 20 TCA respectively. Stringer is uniformly foliated with foliation parallel to contacts.

142.80	**150.10**	**MV**	**Mafic meta-volcanic**

MV stringer either separating two pegmatites or just a stringer bisecting one large unit. Upper ad lower contacts of MV are 15 and 45 TCA respectively. Foliation within MV is generally consistant at 35-40 TCA.

145.40	146.00	Pegmatite stringer with sharp contacts at 45 and 30 TCA respectively. Mica rich contacts.

150.10	**179.00**	**Peg**	**Pegmatite**

White and grey VCG homogeneous pegmatite. Comprised of mostly smoky qtz, white albite/spodumene with 10% or less mica(phlogopite). No foliation, massive. 1-2% black mineral as 2-3mm grains, possbily wodgnite or tourmaline. Spodumene(?) crystals are 1-5cm and appear to be set in a smoky qtz matrix.

From	To	Lith Code	Description
			Several euhedral examples of this are visible. Sharp upper and lower contacts at 45 and 50 TCA. Pegmatite does not distrupt MV at boundaries, but looks to be injected parallel to foliation along planes of weakness. Very competent core with high RQD. Very few pink minerals.
179.00	**200.00**	**MV**	**Mafic meta-volcanic**

Grey and green moderately to strongly foliated MV. Foliation clearly defined by felsic minerals that wrap around amphiboles(?) strongly aligned to foliation, that is consistantly 40 TCA throughout unit. Small felsic stringer with epidote alteration at 185.50-185.80m.with contacts parallel to foliation.

194.50	194.90	Pegmatite stringer with sharp contacts at 40 TCA. Does not disrupt MV unit.

200.00 m **End of Hole**

Drill Hole Name: **MF11-13**

Area: **Fairservice**
Claim #

Drill Log

Easting	524413	Drill Contractor	Layne-Christianson	Pad Date	
Northing	5517913			Start Date	2011-09-03
Elevation (m)	429	Logged By	RD	Finish Date	2011-09-03
UTM Zone	15			Reclaim Date	
Datum	NAD83	Core Type/Size	NQ	Log Date	

Length (m)	77
Azimuth	0
Dip	-60

Target: Same set-up at MF11-12, head changed to 60 to better constrain pegmatite intersected on MF11-12.

Stopped for: Reached target depth.

Result: Significant pegmatite intersected at 8-17.10m and 21-29.10m.

Survey Data

Holes during 2011 were fairly shallow and no downhole survey was conducted.

From	To	Lith Code	Description
0.00	**1.30**	**Ovbd**	**Overburden** No recovery.
1.30	**8.00**	**MV**	**Mafic meta-volcanic**

Green and grey strongly foliated MV. Foliaton ranges from 40 TCA @5m to nearly parallel TCA close to 8m. Very shallow contact with pegmatite directly beneath. Blocky core. Mica and amphibole rich.

8.00	**17.10**	**Peg**	**Pegmatite**

Light green/grey and pink mg to cg pegmatite. Dominant mineralogy is smoky qtz with spodumene and pink feldspar(?) with 20% mica(phlogopite). Upper contact is 5-10 TCA and mica rich, running nearly parallel to MV foliation. Lower contact obliterated but appears oblique in a similar fashion (20-30 TCA). No distinct zoning present in pegmatite.

14.90	15.10	MV stringer within pegmatite. Blocky core with foliation oblique TCA.

From	To	Lith Code	Description
17.10	**21.00**	**MV**	**Mafic meta-volcanic**

Green and grey MV unit identical to 1.3-8m unit with foliation oblique TCA.

21.00	**29.10**	**Peg**	**Pegmatite**

Pink and grey mg to cg pegmatite. Dominant mineralogy is smoky qtz and pink feldspar with lesser spodumene and phlogopite. Spodumene crystals are largest, 1-5cm wide. Red/orange alteration(?) mineral present, particularly from 26m downward. Sharp upper and lower contacts at 20 and 30 TCA. Blocky core.

24.90	25.80	MV stringer with upper contact 30 TCA.

29.10	**77.00**	**MV**	**Mafic meta-volcanic**

From	To	Lith Code	Description
			Green and pale grey MV. Foliation is 10-20 TCA throughout unit, defined by felsic bands. Blocky core. From this unit, hole appears to have followed structure rather than crossing it.
			32.60 35.00 Pegmatite stringer with upper contact ~50 TCA. Lower contact ground away by drill bit.
77.00 m			**End of Hole**

Drill Hole Name: **MF11-14**

Area: **Fairservice**
Claim #

Drill Log

Easting	524465	Drill Contractor	Layne-Christianson	Pad Date	
Northing	5517884			Start Date	2011-09-04
Elevation (m)	444	Logged By	RD	Finish Date	2011-09-04
UTM Zone	15			Reclaim Date	
Datum	NAD83	Core Type/Size	NQ	Log Date	

Length (m)	71
Azimuth	0
Dip	-45

Target: 50 m east along strike of MF11-12,13.

Stopped for: Target depth reached .

Result: Pegmatite intersection at 23-29.50m.

Survey Data

Holes during 2011 were fairly shallow and no downhole survey was conducted.

From	To	Lith Code	Description
0.00	**3.45**	**Ovbd**	**Overburden** No recovery.
3.45	**23.00**	**MV**	**Mafic meta-volcanic**

Green and grey poorly competent MV. Foliation widely varies, starting ~50 TCA at11.6m, through 15 TCA at14.4m. Possible hinge of fold at 20.40 with foliation parallel TCA and 35 TCA at 21m. Very blocky immediately above pegmatite.

23.00	**29.50**	**Peg**	**Pegmatite**

VCG pegmatite with obliterated upper contact ~23m. 5-8cm spodumene in smoky qtz with distinct change to more pink mineralogy at 27m. Very little spodumene after 27m, with pink feldspar and phlogopite becoming much more common. Highly blocky core with some core lost around 23.40m. Lower contact likely 40 TCA as MV foliation is 40 just below contact.

29.50	**71.00**	**MV**	**Mafic meta-volcanic**

From	To	Lith Code	Description

Green and grey foliated MV. Foliation varies from 40 TCA at upper contact to 20 TCA at 45m. Core very blocky making structural interpretation difficult. Epidote alteration as 1-3mm bands parallel to foliation.

61.35	61.75	Qtz stringer with contacts 30 TCA.

71.00 m **End of Hole**

Drill Hole Name: **MF11-15**

Area: **Fairservice**
Claim #

Drill Log

Easting	524424	Drill Contractor	Layne-Christianson	Pad Date	
Northing	5518014			Start Date	2011-09-05
Elevation (m)	432	Logged By	RD	Finish Date	2011-09-06
UTM Zone	15			Reclaim Date	
Datum	NAD83	Core Type/Size	NQ	Log Date	

Length (m)	105
Azimuth	0
Dip	-88

Target: 100m north of MF11-11, down dip.

Stopped for: Target depth reached .

Result: Pegmatite intersection at 78.40-83.75m.

Survey Data

Holes during 2011 were fairly shallow and no downhole survey was conducted.

From	To	Lith Code	Description
0.00	**8.60**	**Ovbd**	**Overburden** No recovery.
8.60	**78.40**	**MV**	**Mafic meta-volcanic**



Pale green MV with few felsic stringers. Blocky at the immediate top of hole. Foliation generally consistent at 20-25 TCA throughout unit. Fairly competent and homogeneous.

46.00	46.70	Qtz Pegmatite stringer with sharp contacts at 35 and 15 TCA. Mica rich contacts.

78.40	**83.75**	**Peg**	**Pegmatite**

White and grey cg pegmatite. Dominant mineralogy is albite/spodumen set in smoky qtz matrix. Albite/spodumene crystals are generally euhedral with 1:3 or 1:4 aspect ratio. Green silvery mica composes 5-8% of unit. Sharp upper and lower contacts at 50 TCA. (both). Reddish/pink alteration(?) at edges of some albite grains. Very mica rich upper and lower contact. Pegmatite texturally and mineralogically very closely resembles that of MF11-12 (upper and lower).

From	To	Lith Code	Description
83.75	**105.00**	**MV**	**Mafic meta-volcanic**

Pale green and grey MV with generally consistent foliation at 15-20 TCA. Homogeneous with pyrite stringers parallel to foliation.

105.00 m			**End of Hole**

Drill Hole Name: **MF11-16**

Area: **East Mavis**
Claim #

Drill Log

Easting	524447	Drill Contractor	Layne-Christianson	Pad Date	2011-04-27
Northing	5517979			Start Date	2011-05-07
Elevation (m)	446	Logged By	RD	Finish Date	2011-05-08
UTM Zone	15			Reclaim Date	2011-05-08
Datum	NAD83	Core Type/Size	NQ	Log Date	2011-05-09 to 11

Length (m)	164
Azimuth	0
Dip	-45

Target: To test down dip of MF11-12,13 100m north.

Stopped for: Target depth reached, well out of pegmatite.

Result: Pegmatite intersection at 89.35-100.20m

Survey Data

Holes during 2011 were fairly shallow and no downhole survey was conducted.

From	To	Lith Code	Description
0.00	**2.50**	**Ovbd**	**Overburden** No recovery.
2.50	**89.35**	**MV**	**Mafic meta-volcanic**

Green mg to fg homogeneous MV. Weakly foliated, generally at 10-20 TCA. Fairly competent. Occasional trace diss. Sulphide. Qtz vein from 22.45-24.30m with irregular contacts. Foliations oblique TCA throughout entire unit.

89.35	**100.20**	**Peg**	**Pegmatite**

White, grey and pale pink cg massive pegmatite. Dominant mineralogy is white/grey albite with lesser smoky qtz than seen in other holes. Higher albite/qtz ratio. ~5% mica(phlogopite with abundant mica at both contacts. If spodumene is present, not displaying typcial pale green colour seen elsewhere at Mavis. Sharp upper and lower contacts at 35 and 30 TCA respectively. From 89.35 to 92.40m, albite more dominant with gradual change in colour to more pink occuring at 92.40 and lower, possibly showing differentiation within pegmatite. Albite not euhedral, but massive occurances.

From	To	Lith Code	Description
100.20	**164.00**	**MV**	**Mafic meta-volcanic**



Same as 2.5-89.35. Homogeneous MV, weakly foliated, nearly massive.

164.00 m			**End of Hole**

Drill Hole Name: **MF11-17**

Area: **East Mavis**
Claim #

Drill Log

Easting	525763	Drill Contractor	Layne-Christianson	Pad Date	
Northing	5519137			Start Date	2011-09-09
Elevation (m)	422	Logged By	RD	Finish Date	2011-09-10
UTM Zone	15			Reclaim Date	
Datum	NAD83	Core Type/Size	NQ	Log Date	

Length (m)	74
Azimuth	10
Dip	-45

Target: Holes to establish on strike continuation of Pegmatite 18 to NW in area of extensive overburden. (F. Breaks).

Stopped for: Reached target depth.

Result: Pegmatite intersection at 14-15.6m and 31.10-32.80m and 36.30-39.50m.

Survey Data

Holes during 2011 were fairly shallow and no downhole survey was conducted.

From	To	Lith Code	Description
0.00	**2.80**	**Ovbd**	**Overburden** No recovery.
2.80	**14.00**	**MV**	**Mafic meta-volcanic**

Green and pale grey blocky MV. Moderately foliated at 40 TCA. Heterogeneous.

14.00	**15.60**	**Peg**	**Pegmatite**

Pink and grey mg to cg pegmatite. Dominated by pink K-feldspar (?). Less qtz and more tourmaline than occurred at Fairservice. Massive, no foliation. Sharp upper contact at 55 TCA. and lower contact appears to be ground away by drill bit.

15.60	**31.10**	**MV**	**Mafic meta-volcanic**

From	To	Lith Code	Description
			Green and pale grey weakly foliated MV. Very similar to 3.8-14m unit. Core weakly foliated at 40 TCA generally.
31.10	**32.80**	**Peg**	**Pegmatite**

			Pink and dark grey mg massive pegmatite. Sharp upper and lower contacts at 50 TCA. Dominant mineralogy is smoky qtz and pink feldspar with euhedral pale green, iridescent albite/spodumene grains throughout unit, comprising up to 20% total pegmatite volume. Fine grain <1mm tourmaline grains make up ~1-2%.
32.80	**36.30**	**MV**	**Mafic meta-volcanic**

			Green and pale grey weakly foliated MV. Very similar to 3.8-14m unit. Core weakly foliated at 40 TCA generally.
36.30	**39.50**	**Peg**	**Pegmatite**

From	To	Lith Code	Description
			Minerallogically identical to 31.10-32.80m unit. Sharp but irregular upper contact and sharp lower contact at 40 TCA. Pink and dark grey mg massive pegmatite. Dominant mineralogy is smoky qtz and pink feldspar with euhedral pale green, iridescent albite/spodumene grains throughout unit, comprising up to 20% total pegmatite volume. Fine grain <1mm tourmaline grains make up ~1-2%.
39.50	**74.00**	**MV**	**Mafic meta-volcanic**

			Green and pale grey weakly foliated MV. Very similar to 3.8-14m unit. Core weakly foliated at 40 TCA generally.
74.00 m			**End of Hole**

Drill Hole Name: **MF11-18**

Area: **East Mavis**
Claim #

Drill Log

Easting	525804	Drill Contractor	Layne-Christianson	Pad Date	
Northing	5519104			Start Date	2011-09-10
Elevation (m)	422	Logged By	RD	Finish Date	2011-09-11
UTM Zone	15			Reclaim Date	
Datum	NAD83	Core Type/Size	NQ	Log Date	

Length (m)	74
Azimuth	10
Dip	-45

Target: Holes to establish on strike continuation of Pegmatite 18 to NW in area of extensive overburden. (F.Breaks).

Stopped for: Reached target depth.

Result: Intersection of pegmatite at 17(??) to 24.45m.

Survey Data

Holes during 2011 were fairly shallow (50-75m) and no downhole survey was conducted.

From	To	Lith Code	Description
0.00	14.90	Ovbd	Overburden

From	To	Lith Code	Description
			No recovery.
14.90	**17.(??)**	**MV**	**Mafic meta-volcanic**

Green and grey MV. Weakly foliated at 45 TCA. Mica rich.

17.(??)	**24.45**	**Peg**	**Pegmatite**

Pink and grey cg massive pegmatite. Unable to determine upper contact depth due to lost core, but it appears to be close to 17m. Dominant mineralogy is pink feldspar + smoky qtz with lesser tourmaline and almost no mica. Pink feldspars are cg and irregular with pseudo-brecciated grains of qtz. Tourmaline is vfg and scattered throughout. Sharp lower contact at 60 TCA. Mineralogically distinct from Fairservice pegmatites, suggesting large scale differentiation or completely seperate pegmatites.

From	To	Lith Code	Description
24.45	**74.00**	**MV**	**Mafic meta-volcanic**

Green and pale grey mica rich weakly foliated MV. Foliations generally 45 TCA. Homogeneous and competent.

74.00 m			**End of Hole**

Drill Hole Name: **MF11-19**

Area: **East Mavis**
Claim #

Drill Log

Easting	525840	Drill Contractor	Layne-Christianson	Pad Date	
Northing	5519141			Start Date	2011-09-11
Elevation (m)	422	Logged By	RD	Finish Date	2011-09-11
UTM Zone	15			Reclaim Date	
Datum	NAD83	Core Type/Size	NQ	Log Date	

Length (m)	74
Azimuth	10
Dip	-45

Target: To test depth of nearby pegmatite with large surface expression.

Stopped for: Reached target depth.

Result: Intersection of pegmatite at 19.30-26.70m.

Survey Data

Holes during 2011 were fairly shallow (50-75m) and no downhole survey was conducted.

From	To	Lith Code	Description
0.00	**0.95**	**Ovbd**	**Overburden** No recovery.
0.95	**19.30**	**MV**	**Mafic meta-volcanic**

Pale green moderately foliated MV with foliation generally 60 TCA. Moderately competent. 2-3 mm felsic stringers parallel to foliation, like carbonate alteration.

19.30	**26.70**	**Peg**	**Pegmatite**

Pink\pale and grey/pale green mg massive pegmatite. Dominant mineralogy is pink feldspar+smoky qtz. Pale green subhedral to euhedral spodument lathes within qtz matrix. Fine grained tourmaline composes 3-5% of unit. Sharp upper and lower contacts at 45 and 40 TCA.

26.70	**74.00**	**MV**	**Mafic meta-volcanic**

From	To	Lith Code	Description



Identical MV to 0.95-19.30 unit. Foliation generally 60 TCA.

74.00 m **End of Hole**

Drill Hole Name: **MF11-20**

Area: **East Mavis**
Claim #

Drill Log

Easting	524983	Drill Contractor	Layne-Christianson	Pad Date	
Northing	5517676			Start Date	2011-09-13
Elevation (m)	422	Logged By	RD	Finish Date	2011-09-14
UTM Zone	15			Reclaim Date	
Datum	NAD83	Core Type/Size	NQ	Log Date	2011-09-23

Length (m)	75
Azimuth	270
Dip	-45

Target: Pegmatite nearby high Ta zone.

Stopped for: Reached target depth.

Result: Intersection of pegmatite from 7.6-10.45m.

Survey Data

Holes during 2011 were fairly shallow (50-75m) and no downhole survey was conducted.

From	To	Lith Code	Description
0.00	**3.50**	**Ovbd**	**Overburden** No recovery.
3.50	**7.60**	**MV**	**Mafic meta-volcanic**

Dark green MV.

7.60	**10.45**	**Peg**	**Pegmatite**

Pale grey and pink/green qtz rich pegmatite. Sharp upper and lower contacts at 30 and 45 TCA. Tabular spodumene (?) lathes within qtz matrix with 3-4% black mineral, (wodgnite?). Massive with no foliation.

10.45	**75.00**	**MV**	**Mafic meta-volcanic**

From	To	Lith Code	Description
			Dark green MV, weakly foliated obliquely TCA.
	30.95	31.65	Pegmatite stringer very similar to above pegmatite. Sharp contacts at 50 and 30 TCA respectively. Dominantly qtz.
75.00 m			**End of Hole**

19.0 Appendix 3 – Lab Certificates

Quality Analysis ... *Innovative Technologies*

Date Submitted:	11-Nov-11
Invoice No.:	A11-11273 (i)
Invoice Date:	30-Dec-11
Your Reference:	Mavis Fairservice

International Lithium Corp.
620-650 West Georgia Street
Vancouver B.C. V6B 4N9
Canada

ATTN: John Harrop

CERTIFICATE OF ANALYSIS

422 Rock samples were submitted for analysis.

The following analytical packages were requested: Code 1F2-Tbay Total Digestion ICP(TOTAL)
Code UT-7 Sodium Peroxide Fusion(ICP & ICPMS)

REPORT **A11-11273 (i)**

This report may be reproduced without our consent. If only selected portions of the report are reproduced, permission must be obtained. If no instructions were given at time of sample submittal regarding excess material, it will be discarded within 90 days of this report. Our liability is limited solely to the analytical cost of these analyses. Test results are representative only of material submitted for analysis.

Notes:
Values which exceed the upper limit should be assayed for accurate numbers.

CERTIFIED BY :

Emmanuel Eseme , Ph.D.
Quality Control

ISO/IEC 17025
SCC Accredited
LAB 266
LAB 266
Accrédité CCN

ACTIVATION LABORATORIES LTD.

1336 Sandhill Drive, Ancaster, Ontario Canada L9G 4V5 TELEPHONE +1.905.648.9611 or +1.888.228.5227 FAX +1.905.648.9613
E-MAIL Ancaster@actlabs.com ACTLABS GROUP WEBSITE www.actlabs.com

Analyte Symbol	Cu	Ni	Cr	Co	Se	Zn	Pb	Ag	Cd	As	Sn	Sb	Mo	B	Be	V	Mn	Ga	Ge	Rb	Sr	Y	Nb	In
Unit Symbol	ppm	ppm	ppm	ppm	ppm	ppm	ppm	ppm	ppm	ppm	ppm	ppm	ppm	ppm	ppm	ppm	ppm	ppm	ppm	ppm	ppm	ppm	ppm	ppm
Detection Limit	2	10	30	0.2	0.8	30	0.8	10	2	5	0.5	2	1	10	3	5	3	0.2	0.7	0.4	3	0.1	2.4	0.2
Analysis Method	FUS-MS-Na2O2	FUS-MS-Na2O2	FUS-MS-Na2O2	FUS-MS-Na2O2	FUS-MS-Na2O2	FUS-MS-Na2O2	FUS-MS-Na2O2	FUS-MS-Na2O2	FUS-MS-Na2O2	FUS-MS-Na2O2	FUS-MS-Na2O2	FUS-MS-Na2O2	FUS-MS-Na2O2	FUS-MS-Na2O2	FUS-MS-Na2O2	FUS-MS-Na2O2	FUS-MS-Na2O2	FUS-MS-Na2O2	FUS-MS-Na2O2	FUS-MS-Na2O2	FUS-MS-Na2O2	FUS-MS-Na2O2	FUS-MS-Na2O2	FUS-MS-Na2O2
1033001	3	< 10	< 30	0.6	< 0.8	120	10.6	< 10	< 2	< 5	128	< 2	< 1	240	177	< 5	581	53.6	4.3	774	97	0.7	57.5	< 0.2
1033002	10	< 10	< 30	0.9	< 0.8	90	8.2	10	< 2	8	120	< 2	2	150	137	6	627	58.5	7.6	939	129	0.7	80.2	< 0.2
1033003	108	40	< 30	52.0	< 0.8	190	4.3	< 10	< 2	8	3.8	< 2	< 1	100	< 3	402	1420	21.4	4.2	447	198	44.1	11.4	< 0.2
1033004	198	40	30	53.4	2.0	160	1.3	< 10	< 2	6	5.1	< 2	< 1	40	< 3	388	1690	20.8	4.4	711	134	48.2	11.7	< 0.2
1033005	80	20	< 30	30.1	1.7	130	6.6	< 10	< 2	6	43.0	< 2	3	170	59	229	1260	34.4	5.0	801	134	27.9	25.8	< 0.2
1033006	17	< 10	< 30	7.4	< 0.8	190	10.4	< 10	< 2	< 5	134	< 2	< 1	2440	215	54	1750	61.5	5.1	1200	56	7.1	65.2	< 0.2
1033007	4	< 10	40	0.3	< 0.8	90	15.2	< 10	< 2	23	33.2	< 2	< 1	630	99	< 5	1300	41.0	5.6	215	23	2.3	72.7	< 0.2
1033008																								
1033009																								
1033010																								
1033011																								
1033012																								
1033013																								
1033014																								
1033015																								
1033016																								
1033017																								
1033018																								
1033019																								
1033020																								
1033021																								
1033022	38	30	< 30	45.9	< 0.8	150	2.3	< 10	< 2	< 5	7.6	< 2	< 1	910	5	313	1900	20.3	4.5	610	130	42.0	12.6	< 0.2
1033023	4	< 10	< 30	0.2	< 0.8	130	18.7	< 10	< 2	< 5	71.1	< 2	< 1	150	238	< 5	671	53.4	4.1	1510	88	1.1	66.3	< 0.2
1033024	2	< 10	< 30	< 0.2	2.7	180	25.8	< 10	< 2	< 5	85.6	< 2	< 1	390	248	< 5	938	54.7	3.9	1260	105	1.3	74.9	< 0.2
1033025																								
1033026																								
1033027																								
1033028																								
1033029																								
1033030																								
1033031																								
1033032																								
1033033																								
1033034																								
1033035																								
1033036																								
1033037																								
1033038																								
1033039																								
1033040																								
1033041																								
1033042																								
1033043																								
1033044																								
1033045																								
1033046																								
1033047	127	10	< 30	28.6	2.5	170	2.5	< 10	< 2	7	5.9	< 2	< 1	150	6	210	1240	22.3	4.0	985	349	29.5	21.7	< 0.2
1033048	9	< 10	< 30	0.8	< 0.8	30	7.1	< 10	< 2	7	125	< 2	< 1	200	106	14	459	61.1	4.8	1060	32	0.7	79.6	< 0.2
1033049	5	< 10	< 30	< 0.2	1.0	30	9.5	< 10	< 2	5	166	< 2	< 1	50	172	7	409	57.7	5.7	1610	15	0.6	117.3	< 0.2
1033050	5	< 10	< 30	< 0.2	< 0.8	80	8.2	< 10	< 2	6	190	< 2	< 1	50	183	7	478	60.4	6.8	1900	21	0.1	113.7	< 0.2
1033051	8	< 10	< 30	0.2	< 0.8	90	9.1	< 10	< 2	6	109	< 2	< 1	40	171	< 5	455	56.0	7.6	2090	43	0.8	96.1	< 0.2

Analyte Symbol	Cu	Ni	Cr	Co	Se	Zn	Pb	Ag	Cd	As	Sn	Sb	Mo	B	Be	V	Mn	Ga	Ge	Rb	Sr	Y	Nb	In
Unit Symbol	ppm	ppm	ppm	ppm	ppm	ppm	ppm	ppm	ppm	ppm	ppm	ppm	ppm	ppm	ppm	ppm	ppm	ppm	ppm	ppm	ppm	ppm	ppm	ppm
Detection Limit	2	10	30	0.2	0.8	30	0.8	10	2	5	0.5	2	1	10	3	5	3	0.2	0.7	0.4	3	0.1	2.4	0.2
Analysis Method	FUS-MS-Na2O2	FUS-MS-Na2O2	FUS-MS-Na2O2	FUS-MS-Na2O2	FUS-MS-Na2O2	FUS-MS-Na2O2	FUS-MS-Na2O2	FUS-MS-Na2O2	FUS-MS-Na2O2	FUS-MS-Na2O2	FUS-MS-Na2O2	FUS-MS-Na2O2	FUS-MS-Na2O2	FUS-MS-Na2O2	FUS-MS-Na2O2	FUS-MS-Na2O2	FUS-MS-Na2O2	FUS-MS-Na2O2	FUS-MS-Na2O2	FUS-MS-Na2O2	FUS-MS-Na2O2	FUS-MS-Na2O2	FUS-MS-Na2O2	FUS-MS-Na2O2
1033052																								
1033053																								
1033054																								
1033055																								
1033056																								
1033057																								
1033058																								
1033059																								
1033060																								
1033061																								
1033062																								
1033063																								
1033064																								
1033065																								
1033066																								
1033067																								
1033068																								
1033069																								
1033070	115	20	< 30	30.6	< 0.8	180	3.3	< 10	< 2	< 5	2.7	< 2	< 1	60	7	251	1170	21.6	4.0	430	365	28.0	18.7	< 0.2
1033071	7	< 10	< 30	0.3	< 0.8	30	8.3	20	< 2	< 5	136	< 2	1	40	254	8	666	57.4	6.6	876	50	0.4	127.5	< 0.2
1033072	15	< 10	< 30	0.4	< 0.8	40	12.1	40	< 2	< 5	125	< 2	< 1	30	190	< 5	288	51.5	5.5	2030	22	0.6	100.5	< 0.2
1033073	11	< 10	< 30	0.5	< 0.8	30	12.3	< 10	< 2	< 5	103	< 2	< 1	20	154	< 5	124	46.5	6.0	894	35	1.3	101.6	< 0.2
1033074	14	< 10	< 30	0.3	< 0.8	70	13.1	< 10	< 2	< 5	81.0	< 2	< 1	30	136	< 5	352	49.2	7.0	2580	17	0.9	66.2	< 0.2
1033075	19	< 10	50	1.7	< 0.8	80	12.7	20	< 2	< 5	92.7	< 2	< 1	180	266	12	442	57.0	6.6	1430	46	3.3	113.2	< 0.2
1033076	106	10	< 30	26.5	< 0.8	160	4.0	20	< 2	< 5	3.1	< 2	3	10	5	181	1240	23.6	7.7	801	358	31.5	23.6	< 0.2
1033077																								
1033078																								
1033079	9	20	50	2.7	< 0.8	90	4.6	< 10	< 2	< 5	120	< 2	< 1	630	177	< 5	614	47.5	5.4	561	66	0.9	126.0	< 0.2
1033080	4	< 10	170	0.4	< 0.8	190	9.9	< 10	< 2	< 5	111	< 2	5	40	121	< 5	341	58.5	6.0	1590	27	0.2	103.7	< 0.2
1033081	3	< 10	< 30	1.4	< 0.8	120	3.9	10	< 2	< 5	136	< 2	< 1	800	79	< 5	810	45.5	4.1	24.7	74	1.1	72.1	< 0.2
1033082																								
1033083																								
1033084																								
1033085																								
1033086																								
1033087																								
1033088																								
1033089																								
1033090																								
1033091																								
1033092																								
1033093																								
1033094																								
1033095																								
1033096																								
1033097																								
1033098																								
1033099																								
1033100																								
1033101																								
1033102																								

Analyte Symbol	Cu	Ni	Cr	Co	Se	Zn	Pb	Ag	Cd	As	Sn	Sb	Mo	B	Be	V	Mn	Ga	Ge	Rb	Sr	Y	Nb	In
Unit Symbol	ppm	ppm	ppm	ppm	ppm	ppm	ppm	ppm	ppm	ppm	ppm	ppm	ppm	ppm	ppm	ppm	ppm	ppm	ppm	ppm	ppm	ppm	ppm	ppm
Detection Limit	2	10	30	0.2	0.8	30	0.8	10	2	5	0.5	2	1	10	3	5	3	0.2	0.7	0.4	3	0.1	2.4	0.2
Analysis Method	FUS-MS-Na2O2	FUS-MS-Na2O2	FUS-MS-Na2O2	FUS-MS-Na2O2	FUS-MS-Na2O2	FUS-MS-Na2O2	FUS-MS-Na2O2	FUS-MS-Na2O2	FUS-MS-Na2O2	FUS-MS-Na2O2	FUS-MS-Na2O2	FUS-MS-Na2O2	FUS-MS-Na2O2	FUS-MS-Na2O2	FUS-MS-Na2O2	FUS-MS-Na2O2	FUS-MS-Na2O2	FUS-MS-Na2O2	FUS-MS-Na2O2	FUS-MS-Na2O2	FUS-MS-Na2O2	FUS-MS-Na2O2	FUS-MS-Na2O2	FUS-MS-Na2O2
1033103																								
1033104																								
1033105																								
1033106																								
1033107																								
1033108																								
1033109																								
1033110																								
1033111																								
1033112																								
1033113																								
1033114																								
1033115																								
1033116	77	280	740	47.6	< 0.8	100	2.3	< 10	< 2	< 5	3.3	< 2	< 1	100	< 3	182	1210	14.3	4.1	412	320	18.5	9.6	< 0.2
1033117	9	< 10	< 30	1.3	< 0.8	< 30	11.1	10	< 2	< 5	136	< 2	< 1	60	105	< 5	718	38.8	4.1	913	90	1.1	62.4	< 0.2
1033118	21	130	390	22.9	1.8	140	9.0	< 10	< 2	< 5	72.2	< 2	< 1	30	102	95	892	26.0	3.6	554	222	9.2	79.7	< 0.2
1033119	67	280	730	47.8	1.0	130	2.7	< 10	< 2	9	6.4	< 2	< 1	1080	6	189	1290	14.3	4.7	357	377	18.4	9.3	< 0.2
1033120	7	< 10	170	0.4	1.0	190	9.8	30	< 2	< 5	122	< 2	7	30	113	< 5	331	56.1	5.7	1540	28	0.1	105.8	< 0.2
1033121	17	40	90	6.1	0.9	80	10.6	30	< 2	< 5	214	< 2	< 1	600	89	25	661	37.2	5.0	681	134	3.2	110.3	< 0.2
1033122	50	200	630	38.1	0.9	150	6.9	< 10	< 2	7	92.6	< 2	< 1	130	46	152	1360	22.3	5.1	1020	431	13.9	22.7	< 0.2
1033123	7	< 10	< 30	0.2	< 0.8	< 30	23.5	< 10	< 2	< 5	65.4	< 2	< 1	< 10	64	< 5	79	40.9	4.0	416	74	0.1	66.7	< 0.2
1033124	52	140	380	24.1	1.5	270	22.0	< 10	< 2	< 5	70.0	< 2	< 1	860	64	96	934	33.3	5.0	1090	118	8.8	97.8	< 0.2
1033125	3	< 10	< 30	0.6	< 0.8	< 30	15.9	< 10	< 2	< 5	52.1	< 2	< 1	250	18	< 5	162	35.4	3.2	123	63	0.2	80.0	< 0.2
1033126	6	< 10	< 30	0.5	< 0.8	< 30	25.6	< 10	< 2	9	61.7	< 2	< 1	210	76	< 5	181	33.2	3.3	72.1	42	0.4	91.7	< 0.2
1033127	3	< 10	< 30	0.7	1.6	50	19.3	< 10	< 2	< 5	29.6	< 2	< 1	870	28	< 5	175	40.0	4.0	37.4	87	0.2	56.5	< 0.2
1033128	104	230	490	52.3	< 0.8	140	3.6	< 10	< 2	< 5	9.3	< 2	< 1	820	6	212	1480	18.3	6.5	356	279	20.5	5.7	< 0.2
1033129																								
1033130																								
1033131																								
1033132																								
1033133																								
1033134																								
1033135																								
1033136																								
1033137																								
1033138																								
1033139	687	110	190	31.0	< 0.8	160	25.7	< 10	< 2	< 5	13.1	< 2	< 1	3350	15	155	847	24.7	3.9	1170	552	21.5	11.0	< 0.2
1033140	5	< 10	160	< 0.2	1.0	180	10.9	< 10	< 2	< 5	115	< 2	6	40	121	< 5	329	57.5	5.5	1610	23	0.1	101.3	< 0.2
1033141	12	< 10	< 30	1.3	< 0.8	50	7.9	< 10	< 2	< 5	190	< 2	< 1	560	45	< 5	1000	43.5	5.0	914	42	1.0	161.1	< 0.2
1033142	5	< 10	< 30	< 0.2	0.9	70	16.6	< 10	< 2	< 5	183	< 2	< 1	30	1270	< 5	170	52.1	4.2	904	18	0.2	111.0	< 0.2
1033143	4	< 10	< 30	< 0.2	1.5	50	15.1	< 10	< 2	< 5	187	< 2	< 1	50	69	< 5	182	66.4	4.8	2770	18	< 0.1	137.5	< 0.2
1033144	6	< 10	< 30	< 0.2	0.8	40	15.9	< 10	< 2	< 5	76.5	< 2	< 1	30	50	< 5	138	43.3	4.5	2390	20	< 0.1	208.4	< 0.2
1033145	4	< 10	< 30	< 0.2	< 0.8	< 30	11.1	< 10	< 2	< 5	43.1	< 2	< 1	20	44	< 5	117	33.8	5.2	2750	12	< 0.1	101.0	< 0.2
1033146	7	< 10	< 30	0.3	< 0.8	440	15.4	< 10	3	< 5	41.6	< 2	< 1	30	780	< 5	219	33.1	4.4	368	19	< 0.1	200.7	< 0.2
1033147	43	330	660	51.2	2.5	160	1.5	< 10	< 2	< 5	9.1	< 2	< 1	460	14	180	1130	16.9	4.1	423	142	19.3	11.4	< 0.2
1033148	103	300	670	48.9	2.4	100	2.4	< 10	< 2	< 5	5.0	< 2	< 1	600	6	188	1080	15.6	3.2	311	469	19.7	8.8	< 0.2
1033149	110	270	720	47.4	< 0.8	110	13.5	< 10	< 2	< 5	14.5	< 2	< 1	100	15	182	1070	16.4	5.2	353	491	18.7	5.8	< 0.2
1033150	3	< 10	< 30	0.5	< 0.8	< 30	< 0.8	20	< 2	< 5	1.6	< 2	< 1	10	< 3	< 5	132	0.3	0.7	< 0.4	77	2.1	< 2.4	< 0.2
1033151	3	< 10	< 30	0.3	< 0.8	40	5.9	< 10	< 2	< 5	103	< 2	< 1	30	135	< 5	271	54.7	4.4	2180	28	< 0.1	59.4	< 0.2
1033152	3	< 10	< 30	< 0.2	< 0.8	40	5.5	< 10	< 2	< 5	142	< 2	< 1	30	172	< 5	512	66.2	4.8	1000	17	< 0.1	117.3	< 0.2
1033153	11	< 10	< 30	< 0.2	1.4	50	4.4	< 10	< 2	< 5	154	< 2	< 1	10	92	< 5	492	66.5	4.9	310	11	< 0.1	44.5	< 0.2

Analyte Symbol	Cu	Ni	Cr	Co	Se	Zn	Pb	Ag	Cd	As	Sn	Sb	Mo	B	Be	V	Mn	Ga	Ge	Rb	Sr	Y	Nb	In
Unit Symbol	ppm	ppm	ppm	ppm	ppm	ppm	ppm	ppm	ppm	ppm	ppm	ppm	ppm	ppm	ppm	ppm	ppm	ppm	ppm	ppm	ppm	ppm	ppm	ppm
Detection Limit	2	10	30	0.2	0.8	30	0.8	10	2	5	0.5	2	1	10	3	5	3	0.2	0.7	0.4	3	0.1	2.4	0.2
Analysis Method	FUS-MS-Na2O2	FUS-MS-Na2O2	FUS-MS-Na2O2	FUS-MS-Na2O2	FUS-MS-Na2O2	FUS-MS-Na2O2	FUS-MS-Na2O2	FUS-MS-Na2O2	FUS-MS-Na2O2	FUS-MS-Na2O2	FUS-MS-Na2O2	FUS-MS-Na2O2	FUS-MS-Na2O2	FUS-MS-Na2O2	FUS-MS-Na2O2	FUS-MS-Na2O2	FUS-MS-Na2O2	FUS-MS-Na2O2	FUS-MS-Na2O2	FUS-MS-Na2O2	FUS-MS-Na2O2	FUS-MS-Na2O2	FUS-MS-Na2O2	FUS-MS-Na2O2
1033154	1420	< 10	< 30	0.3	1.3	150	6.5	30	< 2	13	126	< 2	< 1	20	189	< 5	253	45.7	4.3	1160	35	< 0.1	140.9	< 0.2
1033155	16	< 10	< 30	< 0.2	< 0.8	30	6.6	< 10	< 2	< 5	149	3	2	20	36	< 5	422	70.2	4.6	1490	39	< 0.1	19.0	< 0.2
1033156	4	< 10	< 30	< 0.2	1.4	50	5.6	< 10	< 2	< 5	142	< 2	< 1	30	71	< 5	481	74.1	4.9	1560	18	< 0.1	42.6	< 0.2
1033157	14	< 10	< 30	1.2	< 0.8	< 30	13.0	< 10	< 2	< 5	59.1	< 2	< 1	20	148	< 5	290	44.2	4.2	3260	32	0.8	43.6	< 0.2
1033158	75	260	420	48.6	2.4	120	2.8	< 10	< 2	< 5	11.0	< 2	< 1	580	6	190	1030	18.3	2.8	334	357	18.2	5.9	< 0.2
1033159	5	< 10	< 30	0.4	1.2	70	7.4	< 10	< 2	< 5	128	< 2	< 1	110	158	< 5	285	50.6	4.4	1870	34	1.8	61.6	< 0.2
1033160	5	< 10	170	0.3	< 0.8	170	9.4	< 10	< 2	< 5	117	< 2	4	30	114	< 5	294	56.3	5.1	1570	16	< 0.1	109.7	< 0.2
1033161	16	30	40	5.4	< 0.8	40	0.9	< 10	< 2	< 5	4.1	< 2	1	1030	< 3	26	149	11.6	1.4	64.5	30	2.4	17.0	< 0.2
1033162	29	280	410	45.5	0.9	140	1.9	< 10	< 2	< 5	< 0.5	< 2	< 1	200	< 3	176	1050	17.3	1.9	127	179	16.6	5.2	< 0.2
1033163	63	330	430	48.6	< 0.8	130	2.0	< 10	< 2	15	< 0.5	< 2	< 1	100	< 3	181	1110	18.1	1.9	45.1	178	17.3	6.4	< 0.2
1033164	4	< 10	< 30	1.6	1.0	< 30	25.1	< 10	< 2	< 5	5.6	< 2	< 1	120	11	10	202	49.6	4.9	25.2	42	2.1	168.8	< 0.2
1033165	108	380	610	62.5	1.7	130	2.6	< 10	< 2	6	< 0.5	< 2	< 1	690	< 3	200	1010	17.3	2.0	111	178	17.8	10.5	< 0.2
1033166																								
1033167																								
1033168																								
1033169																								
1033170	8	< 10	< 30	0.9	< 0.8	40	14.0	10	< 2	10	99.7	< 2	< 1	90	140	< 5	210	48.3	5.2	1010	19	0.4	160.2	< 0.2
1033171																								
1033172																								
1033173																								
1033174																								
1033175																								
1033176																								
1033177																								
1033178																								
1033179																								
1033180																								
1033181																								
1033182																								
1033183																								
1033184																								
1033185																								
1033186																								
1033187																								
1033188																								
1033189																								
1033190																								
1033191																								
1033192																								
1033193																								
1033194																								
1033195																								
1033196																								
1033197																								
1033198																								
1033199																								
1033200																								
1033201																								
1033202																								
1033203																								
1033204																								

Analyte Symbol	Cu	Ni	Cr	Co	Se	Zn	Pb	Ag	Cd	As	Sn	Sb	Mo	B	Be	V	Mn	Ga	Ge	Rb	Sr	Y	Nb	In
Unit Symbol	ppm	ppm	ppm	ppm	ppm	ppm	ppm	ppm	ppm	ppm	ppm	ppm	ppm	ppm	ppm	ppm	ppm	ppm	ppm	ppm	ppm	ppm	ppm	ppm
Detection Limit	2	10	30	0.2	0.8	30	0.8	10	2	5	0.5	2	1	10	3	5	3	0.2	0.7	0.4	3	0.1	2.4	0.2
Analysis Method	FUS-MS-Na2O2	FUS-MS-Na2O2	FUS-MS-Na2O2	FUS-MS-Na2O2	FUS-MS-Na2O2	FUS-MS-Na2O2	FUS-MS-Na2O2	FUS-MS-Na2O2	FUS-MS-Na2O2	FUS-MS-Na2O2	FUS-MS-Na2O2	FUS-MS-Na2O2	FUS-MS-Na2O2	FUS-MS-Na2O2	FUS-MS-Na2O2	FUS-MS-Na2O2	FUS-MS-Na2O2	FUS-MS-Na2O2	FUS-MS-Na2O2	FUS-MS-Na2O2	FUS-MS-Na2O2	FUS-MS-Na2O2	FUS-MS-Na2O2	FUS-MS-Na2O2
1033205																								
1033206																								
1033207	4	< 10	< 30	0.5	< 0.8	70	9.3	20	< 2	6	170	< 2	< 1	50	83	< 5	429	57.0	6.2	1660	164	2.8	101.3	< 0.2
1033208	7	< 10	< 30	0.3	< 0.8	160	9.2	20	< 2	16	254	< 2	< 1	60	102	7	337	76.1	6.4	4290	39	< 0.1	135.1	< 0.2
1033209	< 2	10	< 30	0.7	< 0.8	< 30	< 0.8	20	< 2	20	< 0.5	< 2	< 1	20	< 3	< 5	115	1.0	1.6	9.7	90	2.5	< 2.4	< 0.2
1033210	12	< 10	< 30	0.3	1.5	50	11.1	60	< 2	24	75.7	3	< 1	50	153	11	426	58.4	5.3	3820	31	< 0.1	115.1	< 0.2
1033211	7	< 10	< 30	0.4	< 0.8	40	6.4	30	< 2	8	118	< 2	< 1	90	135	< 5	225	48.9	4.8	1440	34	0.4	106.5	< 0.2
1033212																								
1033213																								
1033214																								
1033215																								
1033216																								
1033217																								
1033218																								
1033219																								
1033220																								
1033221																								
1033222																								
1033223																								
1033224	11	< 10	< 30	0.4	< 0.8	60	13.3	10	< 2	< 5	233	< 2	< 1	50	980	< 5	215	45.0	5.2	2420	14	1.0	83.8	< 0.2
1033225	14	< 10	< 30	0.5	< 0.8	60	7.5	10	< 2	7	137	< 2	< 1	40	166	< 5	301	51.9	4.9	2640	19	0.7	60.8	< 0.2
1033226	4	< 10	< 30	< 0.2	< 0.8	70	8.2	30	< 2	12	196	< 2	< 1	40	161	5	597	66.4	6.3	1680	33	0.2	138.5	< 0.2
1033227	6	< 10	< 30	0.3	< 0.8	100	12.6	30	< 2	20	205	< 2	< 1	50	180	8	451	69.4	6.3	1280	101	0.1	188.2	< 0.2
1033228	3	< 10	< 30	< 0.2	< 0.8	40	11.9	< 10	< 2	< 5	55.2	< 2	< 1	30	100	< 5	307	58.2	4.9	460	15	< 0.1	173.1	< 0.2
1033229	9	< 10	< 30	1.0	< 0.8	30	13.5	< 10	< 2	< 5	110	< 2	< 1	30	174	< 5	325	46.8	4.7	889	102	0.8	111.5	< 0.2
1033230																								
1033231	5	< 10	< 30	0.6	< 0.8	50	10.6	< 10	< 2	< 5	334	< 2	< 1	80	254	< 5	287	48.6	6.0	2390	40	0.3	91.5	< 0.2
1033232	10	< 10	< 30	0.3	< 0.8	40	10.6	30	< 2	< 5	298	< 2	< 1	40	112	< 5	256	56.0	6.1	1010	19	0.3	91.3	< 0.2
1033233	21	< 10	< 30	0.4	< 0.8	30	9.8	30	< 2	< 5	171	< 2	< 1	20	266	< 5	127	38.7	5.7	464	25	0.3	115.4	< 0.2
1033234	8	< 10	< 30	0.3	< 0.8	90	6.1	20	< 2	< 5	150	< 2	< 1	30	240	< 5	275	57.0	6.8	1060	14	0.2	77.7	< 0.2
1033235	9	< 10	30	0.3	< 0.8	130	8.1	20	< 2	< 5	374	< 2	< 1	50	175	< 5	481	59.4	6.9	1660	14	0.7	99.7	< 0.2
1033236	4	< 10	< 30	0.2	< 0.8	90	7.4	< 10	< 2	< 5	265	< 2	< 1	100	255	7	177	59.0	6.4	1470	16	0.1	125.8	< 0.2
1033237	< 2	< 10	< 30	0.6	1.0	< 30	< 0.8	< 10	< 2	8	0.8	< 2	6	20	< 3	9	127	0.3	1.3	2.1	80	2.0	< 2.4	< 0.2
1033238	5	< 10	< 30	< 0.2	< 0.8	60	5.1	10	< 2	< 5	151	< 2	< 1	30	169	< 5	206	55.7	6.0	945	25	0.1	146.4	< 0.2
1033239	6	< 10	< 30	< 0.2	< 0.8	190	7.9	20	< 2	< 5	177	< 2	< 1	40	282	5	424	56.4	5.6	2290	14	0.2	96.3	< 0.2
1033240	4	20	160	0.4	< 0.8	180	9.4	< 10	< 2	< 5	111	< 2	4	40	113	7	312	54.4	5.2	1520	21	0.1	99.2	< 0.2
1033241	7	< 10	< 30	< 0.2	< 0.8	90	11.1	< 10	< 2	< 5	115	< 2	< 1	20	146	< 5	185	47.0	5.8	1920	22	< 0.1	94.6	< 0.2
1033242	9	< 10	< 30	0.4	< 0.8	50	8.5	20	< 2	< 5	157	< 2	< 1	40	124	< 5	139	52.0	5.6	697	21	0.3	125.9	< 0.2
1033243	63	160	330	35.4	< 0.8	170	6.0	< 10	< 2	< 5	30.3	< 2	< 1	180	10	156	1490	24.6	3.8	1340	364	15.3	6.0	< 0.2
1033244	5	< 10	< 30	1.0	< 0.8	100	8.3	< 10	< 2	< 5	84.8	< 2	< 1	130	284	< 5	478	47.9	6.2	1510	78	0.6	101.4	< 0.2
1033245	7	< 10	< 30	0.5	< 0.8	190	8.8	20	< 2	< 5	134	< 2	< 1	40	114	< 5	371	45.5	4.5	2710	46	0.4	118.4	< 0.2
1033246	4	< 10	< 30	< 0.2	< 0.8	100	9.4	< 10	< 2	< 5	89.2	< 2	< 1	20	201	< 5	144	35.2	5.3	1940	17	0.2	92.5	< 0.2
1033247	7	< 10	< 30	0.5	< 0.8	100	12.0	20	< 2	< 5	71.9	< 2	< 1	50	617	< 5	168	50.1	4.6	2700	28	1.2	157.3	< 0.2
1033248	4	< 10	< 30	0.4	< 0.8	60	18.1	20	< 2	< 5	94.0	< 2	< 1	40	363	< 5	216	56.3	5.0	2080	19	1.6	143.4	< 0.2
1033249	4	< 10	< 30	0.3	< 0.8	50	11.9	< 10	< 2	< 5	61.6	< 2	< 1	30	322	< 5	172	48.9	7.3	1550	18	0.4	152.2	< 0.2
1033250	5	< 10	< 30	0.3	< 0.8	40	16.1	< 10	< 2	< 5	88.6	< 2	< 1	30	184	< 5	200	51.7	6.1	2760	13	2.3	91.7	< 0.2
1033251	4	< 10	< 30	< 0.2	< 0.8	30	29.1	< 10	< 2	< 5	81.0	< 2	< 1	20	424	< 5	327	46.0	6.6	2060	16	2.3	93.3	< 0.2
1033252	4	< 10	< 30	0.6	< 0.8	30	22.3	20	< 2	< 5	150	< 2	< 1	20	266	< 5	290	58.3	5.2	1250	19	3.1	157.1	< 0.2
1033253	7	< 10	< 30	0.4	< 0.8	< 30	11.2	< 10	< 2	< 5	44.4	< 2	< 1	< 10	94	< 5	69	38.3	5.7	1290	15	2.2	46.3	< 0.2
1033254	4	< 10	< 30	0.3	< 0.8	< 30	13.7	10	< 2	< 5	26.4	< 2	< 1	< 10	69	< 5	132	41.2	6.2	1960	15	3.5	75.6	< 0.2
1033255	9	< 10	< 30	0.6	< 0.8	30	15.8	20	< 2	< 5	71.6	< 2	< 1	20	183	< 5	83	45.1	5.2	893	23	5.3	112.1	< 0.2

Analyte Symbol	Cu	Ni	Cr	Co	Se	Zn	Pb	Ag	Cd	As	Sn	Sb	Mo	B	Be	V	Mn	Ga	Ge	Rb	Sr	Y	Nb	In
Unit Symbol	ppm	ppm	ppm	ppm	ppm	ppm	ppm	ppm	ppm	ppm	ppm	ppm	ppm	ppm	ppm	ppm	ppm	ppm	ppm	ppm	ppm	ppm	ppm	ppm
Detection Limit	2	10	30	0.2	0.8	30	0.8	10	2	5	0.5	2	1	10	3	5	3	0.2	0.7	0.4	3	0.1	2.4	0.2
Analysis Method	FUS-MS-Na2O2	FUS-MS-Na2O2	FUS-MS-Na2O2	FUS-MS-Na2O2	FUS-MS-Na2O2	FUS-MS-Na2O2	FUS-MS-Na2O2	FUS-MS-Na2O2	FUS-MS-Na2O2	FUS-MS-Na2O2	FUS-MS-Na2O2	FUS-MS-Na2O2	FUS-MS-Na2O2	FUS-MS-Na2O2	FUS-MS-Na2O2	FUS-MS-Na2O2	FUS-MS-Na2O2	FUS-MS-Na2O2	FUS-MS-Na2O2	FUS-MS-Na2O2	FUS-MS-Na2O2	FUS-MS-Na2O2	FUS-MS-Na2O2	FUS-MS-Na2O2
1033256																								
1033257																								
1033258																								
1033259																								
1033260																								
1033261																								
1033262																								
1033263																								
1033264																								
1033265																								
1033266																								
1033267																								
1033268																								
1033269	< 2	< 10	< 30	0.3	< 0.8	140	7.4	< 10	< 2	< 5	69.5	< 2	< 1	70	695	< 5	275	49.6	5.6	1860	21	0.3	90.1	< 0.2
1033270	3	< 10	< 30	0.4	< 0.8	90	7.1	20	< 2	< 5	59.1	< 2	< 1	50	154	< 5	193	51.5	5.5	694	14	0.2	77.8	< 0.2
1033271	75	20	< 30	33.5	1.6	190	3.0	< 10	< 2	< 5	20.1	< 2	< 1	640	12	186	2120	24.0	4.9	1170	119	38.9	11.3	< 0.2
1033272	< 2	< 10	< 30	0.8	< 0.8	50	7.8	< 10	< 2	< 5	95.3	< 2	< 1	90	266	< 5	366	52.6	4.6	1010	19	0.9	123.0	< 0.2
1033273	< 2	< 10	< 30	0.9	< 0.8	80	17.4	< 10	< 2	< 5	132	< 2	< 1	370	157	10	615	63.1	4.6	1190	22	1.6	131.0	< 0.2
1033274	12	< 10	< 30	0.8	5.3	90	8.7	< 10	< 2	14	166	< 2	< 1	110	90	13	683	66.4	3.4	1670	47	2.0	119.3	< 0.2
1033275	29	30	40	12.4	< 0.8	330	20.1	< 10	< 2	< 5	141	< 2	< 1	3050	32	48	951	47.0	4.8	4080	192	12.8	51.1	< 0.2
1033276	< 2	< 10	< 30	0.6	< 0.8	60	8.0	< 10	< 2	< 5	80.6	< 2	< 1	210	335	< 5	203	47.6	7.9	677	35	0.8	94.5	< 0.2
1033277	< 2	< 10	< 30	0.2	< 0.8	100	17.7	< 10	< 2	< 5	185	< 2	< 1	50	234	< 5	289	55.7	6.1	717	14	0.2	135.1	< 0.2
1033278	87	20	< 30	30.3	1.2	240	46.9	< 10	< 2	< 5	13.9	< 2	< 1	740	10	126	2100	24.7	5.0	1360	106	45.3	9.6	< 0.2
1033279	< 2	< 10	90	0.2	< 0.8	360	9.5	20	< 2	< 5	124	< 2	< 1	50	167	< 5	702	55.5	7.6	1790	10	0.3	73.1	< 0.2
1033280	8	10	170	0.4	< 0.8	190	11.2	20	< 2	11	112	< 2	6	40	112	< 5	296	55.5	5.5	1490	22	0.2	111.0	< 0.2
1033281	3	< 10	< 30	< 0.2	< 0.8	280	9.2	< 10	< 2	< 5	170	< 2	< 1	40	223	< 5	592	54.1	6.3	2010	15	0.2	74.9	< 0.2
1033282	< 2	< 10	< 30	< 0.2	< 0.8	230	8.6	< 10	< 2	< 5	61.9	< 2	< 1	30	133	< 5	455	43.8	7.1	4340	12	< 0.1	96.7	< 0.2
1033283	5	< 10	< 30	0.9	< 0.8	< 30	1.2	20	< 2	< 5	2.0	< 2	< 1	20	< 3	< 5	105	0.3	1.4	3.6	72	1.9	< 2.4	< 0.2
1033284	4	< 10	< 30	< 0.2	< 0.8	340	12.2	< 10	< 2	< 5	127	< 2	< 1	30	272	< 5	1110	60.5	7.1	2230	21	0.3	85.6	< 0.2
1033285	2	< 10	< 30	< 0.2	< 0.8	400	12.2	< 10	< 2	< 5	157	< 2	< 1	60	157	< 5	995	56.6	5.9	2210	15	0.3	82.4	< 0.2
1033286	41	< 10	< 30	< 0.2	< 0.8	430	54.4	< 10	< 2	167	234	< 2	2	50	138	< 5	791	58.6	5.4	2090	11	0.3	114.1	0.9
1033287	3	< 10	< 30	< 0.2	< 0.8	290	13.9	< 10	< 2	< 5	350	< 2	< 1	50	324	< 5	664	59.5	5.6	2430	14	< 0.1	181.9	< 0.2
1033288	4	< 10	< 30	< 0.2	< 0.8	660	10.6	< 10	< 2	< 5	188	< 2	< 1	50	258	< 5	1010	50.0	5.1	2710	15	< 0.1	89.8	< 0.2
1033289	4	< 10	< 30	< 0.2	< 0.8	190	8.8	< 10	< 2	9	94.4	< 2	< 1	50	181	6	472	50.7	5.5	4620	13	< 0.1	80.5	< 0.2
1033290	3	< 10	< 30	< 0.2	< 0.8	270	8.2	< 10	< 2	< 5	108	< 2	< 1	50	282	< 5	501	51.6	5.0	2420	15	< 0.1	136.4	< 0.2
1033291	3	< 10	< 30	< 0.2	< 0.8	520	9.0	< 10	< 2	< 5	122	< 2	< 1	40	214	< 5	590	52.4	5.0	1900	6	< 0.1	172.1	< 0.2
1033292	3	< 10	< 30	< 0.2	< 0.8	360	8.6	< 10	< 2	< 5	281	< 2	< 1	50	139	< 5	660	55.5	5.9	2330	19	< 0.1	175.4	< 0.2
1033293	160	20	< 30	37.8	2.6	260	27.9	< 10	< 2	7	27.6	< 2	< 1	680	10	322	2290	27.0	4.0	403	147	40.1	12.0	< 0.2
1033294	75	< 10	< 30	20.8	< 0.8	130	9.5	< 10	< 2	7	197	< 2	< 1	1000	69	194	1350	25.8	5.1	595	54	19.0	52.6	< 0.2
1033295	83	20	< 30	36.2	1.1	170	2.2	< 10	< 2	9	24.9	< 2	< 1	4310	14	317	2080	25.5	4.5	644	105	32.8	32.7	< 0.2
1033296	117	80	90	39.7	< 0.8	150	8.7	< 10	< 2	8	6.5	< 2	< 1	170	8	275	1530	22.0	5.0	635	517	32.6	7.5	< 0.2
1033297	4	< 10	< 30	< 0.2	< 0.8	150	6.2	< 10	< 2	< 5	200	< 2	< 1	80	92	8	565	50.5	5.3	2250	16	0.2	164.1	< 0.2
1033298	3	< 10	< 30	0.2	< 0.8	150	6.8	< 10	< 2	< 5	296	< 2	30	80	251	< 5	982	61.7	6.9	805	10	< 0.1	106.8	< 0.2
1033299	5	< 10	< 30	< 0.2	< 0.8	120	7.3	10	< 2	< 5	176	< 2	13	90	156	< 5	550	59.8	6.7	2620	15	< 0.1	66.9	< 0.2
1033300	5	< 10	150	0.4	< 0.8	180	9.8	< 10	< 2	14	112	< 2	7	50	110	< 5	333	54.9	4.8	1500	28	0.1	96.4	< 0.2
1033301	2	< 10	< 30	< 0.2	< 0.8	80	4.4	< 10	< 2	8	196	< 2	5	110	164	5	635	59.4	5.1	2140	11	< 0.1	41.3	< 0.2
1033302	4	< 10	< 30	< 0.2	< 0.8	1110	13.9	< 10	7	6	154	< 2	< 1	50	79	< 5	906	65.0	5.7	1310	10	0.2	44.8	< 0.2
1033303	2	450	100	< 0.2	< 0.8	80	6.7	< 10	< 2	< 5	193	< 2	< 1	50	150	< 5	790	63.6	4.8	1940	9	0.2	58.1	< 0.2
1033304	< 2	< 10	< 30	0.6	< 0.8	< 30	< 0.8	< 10	< 2	23	< 0.5	< 2	< 1	10	< 3	< 5	109	< 0.2	0.9	1.4	74	2.1	< 2.4	< 0.2
1033305	3	< 10	< 30	< 0.2	< 0.8	160	10.6	< 10	< 2	9	188	< 2	< 1	50	51	< 5	656	55.2	4.5	1270	17	0.1	60.1	< 0.2
1033306	5	< 10	< 30	< 0.2	< 0.8	100	8.5	20	< 2	< 5	310	< 2	178	40	291	< 5	701	61.7	4.2	2080	9	0.3	85.0	< 0.2

Analyte Symbol	Cu	Ni	Cr	Co	Se	Zn	Pb	Ag	Cd	As	Sn	Sb	Mo	B	Be	V	Mn	Ga	Ge	Rb	Sr	Y	Nb	In
Unit Symbol	ppm	ppm	ppm	ppm	ppm	ppm	ppm	ppm	ppm	ppm	ppm	ppm	ppm	ppm	ppm	ppm	ppm	ppm	ppm	ppm	ppm	ppm	ppm	ppm
Detection Limit	2	10	30	0.2	0.8	30	0.8	10	2	5	0.5	2	1	10	3	5	3	0.2	0.7	0.4	3	0.1	2.4	0.2
Analysis Method	FUS-MS-Na2O2	FUS-MS-Na2O2	FUS-MS-Na2O2	FUS-MS-Na2O2	FUS-MS-Na2O2	FUS-MS-Na2O2	FUS-MS-Na2O2	FUS-MS-Na2O2	FUS-MS-Na2O2	FUS-MS-Na2O2	FUS-MS-Na2O2	FUS-MS-Na2O2	FUS-MS-Na2O2	FUS-MS-Na2O2	FUS-MS-Na2O2	FUS-MS-Na2O2	FUS-MS-Na2O2	FUS-MS-Na2O2	FUS-MS-Na2O2	FUS-MS-Na2O2	FUS-MS-Na2O2	FUS-MS-Na2O2	FUS-MS-Na2O2	FUS-MS-Na2O2
1033307	< 2	< 10	< 30	< 0.2	< 0.8	80	6.4	< 10	< 2	< 5	330	< 2	60	30	176	< 5	1160	52.0	4.7	735	8	0.5	122.8	< 0.2
1033308	15	< 10	< 30	0.3	< 0.8	70	7.4	< 10	< 2	< 5	206	< 2	24	40	147	< 5	608	50.5	4.4	1460	13	0.2	64.6	< 0.2
1033309	5	< 10	< 30	< 0.2	< 0.8	100	10.5	< 10	< 2	14	526	< 2	< 1	40	95	< 5	713	60.0	4.3	1310	7	0.1	93.9	< 0.2
1033310	< 2	< 10	< 30	< 0.2	2.7	50	6.4	< 10	< 2	< 5	175	< 2	< 1	20	55	< 5	1110	51.1	4.4	568	7	0.2	100.2	< 0.2
1033311	2	< 10	< 30	< 0.2	2.2	190	8.1	< 10	< 2	7	451	< 2	< 1	40	197	< 5	846	60.0	3.9	1610	7	< 0.1	64.9	< 0.2
1033312	7	< 10	< 30	1.9	2.7	230	18.6	< 10	< 2	< 5	148	< 2	< 1	460	187	6	895	56.1	4.1	1440	16	0.9	62.9	< 0.2
1033313	67	10	< 30	19.9	< 0.8	130	9.5	< 10	< 2	< 5	84.4	< 2	2	2380	53	114	1080	43.1	3.9	1220	39	11.3	51.0	< 0.2
1033314																								
1033315																								
1033316																								
1033317																								
1033318																								
1033319																								
1033320																								
1033321																								
1033322																								
1033323	30	< 10	< 30	2.8	< 0.8	50	8.7	< 10	< 2	< 5	1000	< 2	< 1	430	159	16	733	55.8	3.1	756	86	1.8	69.2	< 0.2
1033324																								
1033325																								
1033326																								
1033327																								
1033328	35	20	< 30	4.9	< 0.8	270	6.3	30	< 2	6	473	< 2	< 1	3260	168	27	1130	73.2	5.1	1140	167	2.5	57.6	< 0.2
1033329	3	< 10	< 30	0.3	< 0.8	40	4.4	40	< 2	< 5	170	< 2	< 1	60	123	< 5	165	59.5	6.4	999	25	0.2	50.2	< 0.2
1033330	5	< 10	90	0.3	< 0.8	130	7.0	< 10	< 2	< 5	201	< 2	< 1	40	244	< 5	255	61.0	5.3	986	23	0.3	152.0	< 0.2
1033331	15	< 10	< 30	0.2	< 0.8	90	6.7	20	< 2	< 5	150	< 2	< 1	40	260	7	334	61.5	4.9	1060	18	0.3	89.1	< 0.2
1033332	9	< 10	< 30	< 0.2	< 0.8	50	8.7	40	< 2	< 5	76.9	< 2	< 1	30	205	6	80	38.6	4.2	3420	15	< 0.1	35.3	< 0.2
1033333	7	< 10	< 30	0.3	< 0.8	50	12.7	< 10	< 2	< 5	144	< 2	< 1	50	217	6	119	56.4	4.6	2570	13	< 0.1	107.5	< 0.2
1033334	12	< 10	< 30	0.3	< 0.8	50	30.0	< 10	< 2	10	244	< 2	< 1	20	238	6	258	46.9	5.5	1640	21	0.4	74.7	< 0.2
1033335	52	130	130	33.4	< 0.8	180	8.4	< 10	< 2	< 5	21.3	< 2	< 1	680	23	166	1430	20.9	3.0	2100	238	14.8	9.2	< 0.2
1033336	8	< 10	< 30	0.5	2.2	< 30	17.9	< 10	< 2	< 5	544	< 2	< 1	30	357	< 5	229	49.7	4.8	577	24	0.8	78.8	< 0.2
1033337	41	140	150	33.0	< 0.8	220	6.4	< 10	< 2	< 5	41.0	< 2	< 1	2040	38	156	1350	24.6	4.3	3170	150	15.6	19.0	< 0.2
1033338	73	160	180	37.3	0.8	130	3.6	< 10	< 2	< 5	3.6	< 2	< 1	560	4	178	1230	18.2	3.4	648	187	17.8	11.0	< 0.2
1033339	5	< 10	< 30	0.7	1.1	60	1.6	< 10	< 2	< 5	202	< 2	< 1	100	136	6	3920	75.6	4.5	1040	18	0.4	90.0	< 0.2
1033340	5	< 10	170	0.5	1.5	200	5.9	< 10	< 2	12	133	< 2	7	40	149	10	374	62.5	5.7	1640	31	0.2	138.3	< 0.2
1033341	7	< 10	< 30	1.0	1.8	30	2.8	20	< 2	26	121	< 2	1	30	133	23	373	50.7	4.1	580	25	0.3	61.2	< 0.2
1033342	6	< 10	< 30	0.6	4.0	130	4.8	< 10	< 2	28	206	< 2	1	90	243	20	2220	75.8	5.5	1710	37	0.5	108.5	< 0.2
1033343	6	< 10	< 30	0.3	< 0.8	40	6.0	< 10	< 2	< 5	168	< 2	< 1	30	336	6	136	57.0	5.1	1190	25	0.8	107.5	< 0.2
1033344	26	180	260	44.5	2.4	340	4.0	< 10	< 2	18	43.0	< 2	< 1	450	29	210	2860	25.8	3.9	2840	241	20.6	13.2	< 0.2
1033345	5	< 10	< 30	0.3	0.9	60	5.6	< 10	< 2	10	158	< 2	< 1	40	310	12	305	56.3	6.6	1770	21	0.2	137.0	< 0.2
1033346	8	< 10	< 30	0.5	< 0.8	< 30	7.1	20	< 2	17	235	< 2	1	30	537	14	184	56.6	6.7	2050	22	0.3	122.7	< 0.2
1033347	< 2	< 10	< 30	0.7	< 0.8	< 30	< 0.8	< 10	< 2	11	0.7	< 2	< 1	< 10	< 3	8	114	< 0.2	0.9	< 0.4	67	1.9	< 2.4	< 0.2
1033348	6	< 10	< 30	0.5	< 0.8	< 30	7.6	20	< 2	14	62.5	< 2	< 1	20	233	10	146	45.3	5.7	2500	31	0.2	174.1	< 0.2
1033349																								
1033350																								
1033351																								
1033352																								
1033353																								
1033354																								
1033355																								
1033356	34	10	< 30	6.0	< 0.8	60	3.0	< 10	< 2	7	213	< 2	< 1	20	97	7	457	67.3	3.9	892	80	0.8	53.4	< 0.2
1033357	27	< 10	< 30	0.7	1.0	90	37.2	< 10	< 2	80	144	< 2	< 1	20	47	8	414	54.8	4.1	1370	26	0.6	125.0	1.0

Analyte Symbol	Cu	Ni	Cr	Co	Se	Zn	Pb	Ag	Cd	As	Sn	Sb	Mo	B	Be	V	Mn	Ga	Ge	Rb	Sr	Y	Nb	In
Unit Symbol	ppm	ppm	ppm	ppm	ppm	ppm	ppm	ppm	ppm	ppm	ppm	ppm	ppm	ppm	ppm	ppm	ppm	ppm	ppm	ppm	ppm	ppm	ppm	ppm
Detection Limit	2	10	30	0.2	0.8	30	0.8	10	2	5	0.5	2	1	10	3	5	3	0.2	0.7	0.4	3	0.1	2.4	0.2
Analysis Method	FUS-MS-Na2O2	FUS-MS-Na2O2	FUS-MS-Na2O2	FUS-MS-Na2O2	FUS-MS-Na2O2	FUS-MS-Na2O2	FUS-MS-Na2O2	FUS-MS-Na2O2	FUS-MS-Na2O2	FUS-MS-Na2O2	FUS-MS-Na2O2	FUS-MS-Na2O2	FUS-MS-Na2O2	FUS-MS-Na2O2	FUS-MS-Na2O2	FUS-MS-Na2O2	FUS-MS-Na2O2	FUS-MS-Na2O2	FUS-MS-Na2O2	FUS-MS-Na2O2	FUS-MS-Na2O2	FUS-MS-Na2O2	FUS-MS-Na2O2	FUS-MS-Na2O2
1033358	4	< 10	< 30	0.3	< 0.8	< 30	1.5	< 10	< 2	8	224	< 2	< 1	20	295	< 5	395	66.0	3.5	836	38	< 0.1	22.5	< 0.2
1033359	4	< 10	< 30	0.3	1.8	50	10.1	< 10	< 2	12	86.8	< 2	< 1	30	157	7	245	57.0	4.4	4000	37	0.1	165.0	< 0.2
1033360	6	< 10	160	0.5	2.1	200	5.1	< 10	< 2	12	131	< 2	7	30	151	10	370	61.2	5.9	1610	32	0.1	138.8	< 0.2
1033361	71	190	280	45.7	2.3	120	2.5	< 10	< 2	24	3.1	< 2	< 1	10	3	205	1450	19.8	3.5	385	390	18.6	9.1	< 0.2
1033362																								
1033363																								
1033364																								
1033365																								
1033366																								
1033367																								
1033368	3	< 10	< 30	0.3	< 0.8	120	2.9	< 10	< 2	< 5	155	< 2	< 1	40	281	5	396	57.2	5.6	2240	22	0.2	79.9	< 0.2
1033369																								
1033370	11	< 10	< 30	3.2	< 0.8	220	9.3	< 10	< 2	< 5	172	< 2	< 1	1400	221	20	929	55.2	< 0.7	1560	78	4.0	117.5	< 0.2
1033371	66	10	< 30	30.6	2.5	170	1.3	< 10	< 2	7	5.2	< 2	< 1	40	< 3	124	2010	23.6	4.2	137	135	45.7	11.0	< 0.2
1033372																								
1033373																								
1033374																								
1033375	60	< 10	< 30	21.0	4.9	220	< 0.8	< 10	< 2	9	33.0	< 2	1	30	9	31	2050	30.0	5.1	2650	141	67.5	5.4	< 0.2
1033376	4	< 10	< 30	1.3	< 0.8	120	1.5	< 10	< 2	< 5	160	< 2	< 1	1040	87	< 5	686	58.4	4.9	1570	64	2.9	52.5	< 0.2
1033377	3	< 10	60	< 0.2	< 0.8	200	1.4	< 10	< 2	< 5	311	< 2	< 1	30	58	< 5	506	49.7	5.7	3010	14	< 0.1	133.6	< 0.2
1033378	3	< 10	< 30	< 0.2	< 0.8	230	< 0.8	< 10	< 2	< 5	210	< 2	< 1	20	160	< 5	632	57.9	6.5	1390	11	< 0.1	133.7	< 0.2
1033379	3	< 10	< 30	< 0.2	1.1	530	1.5	< 10	< 2	7	147	< 2	< 1	40	461	< 5	1100	61.9	6.6	1860	19	0.1	115.0	< 0.2
1033380	5	< 10	160	0.4	< 0.8	190	2.5	< 10	< 2	5	118	< 2	6	40	144	< 5	345	57.2	5.3	1530	23	0.1	113.2	< 0.2
1033381	4	< 10	< 30	< 0.2	< 0.8	330	1.0	< 10	< 2	21	80.1	< 2	< 1	30	412	< 5	603	41.4	5.5	2120	33	0.2	117.0	< 0.2
1033382	2	< 10	< 30	< 0.2	< 0.8	430	2.7	< 10	< 2	< 5	113	< 2	< 1	40	452	< 5	1080	51.6	5.4	2810	21	0.4	114.6	< 0.2
1033383	11	< 10	< 30	3.2	< 0.8	220	9.3	< 10	< 2	< 5	172	< 2	< 1	1400	221	20	929	55.2	< 0.7	1560	78	4.0	117.5	< 0.2
1033384	3	< 10	< 30	< 0.2	< 0.8	250	0.9	< 10	< 2	< 5	118	< 2	2	30	276	< 5	837	49.3	6.6	2080	32	0.3	185.0	< 0.2
1033385	3	< 10	< 30	< 0.2	< 0.8	260	< 0.8	< 10	< 2	< 5	151	< 2	< 1	30	559	< 5	468	52.0	5.1	2130	13	< 0.1	112.2	< 0.2
1033386	8	< 10	< 30	2.7	< 0.8	210	5.0	< 10	< 2	< 5	123	3	< 1	1810	100	13	493	55.6	4.3	1820	26	3.6	129.8	< 0.2
1033387	35	10	< 30	29.6	< 0.8	170	< 0.8	< 10	< 2	< 5	12.6	< 2	< 1	310	9	106	1880	24.7	4.8	1180	158	47.2	< 2.4	< 0.2
1033388																								
1033389																								
1033390	8	< 10	< 30	0.7	< 0.8	70	13.3	< 10	< 2	< 5	27.0	< 2	5	540	443	< 5	469	35.0	4.2	1730	130	0.8	80.9	< 0.2
1033391																								
1033392																								
1033393	21	< 10	< 30	0.4	< 0.8	110	41.8	< 10	< 2	65	64.3	< 2	< 1	150	242	< 5	271	62.5	5.6	918	87	1.0	86.6	0.9
1033394	37	< 10	< 30	0.4	< 0.8	210	65.4	< 10	2	60	95.4	< 2	4	180	295	7	335	56.7	5.6	1420	113	3.5	133.9	2.8
1033395	74	90	70	41.9	< 0.8	120	2.9	< 10	< 2	20	19.6	< 2	< 1	420	53	189	1510	29.3	4.9	257	225	17.4	19.6	< 0.2
1033396	105	100	80	46.4	< 0.8	110	2.3	< 10	< 2	10	2.2	< 2	< 1	130	9	206	1420	16.8	3.5	53.7	139	19.8	< 2.4	< 0.2
1033397	15	< 10	< 30	3.1	< 0.8	240	21.3	< 10	< 2	< 5	66.8	< 2	< 1	600	324	24	450	51.0	< 0.7	2130	189	1.1	148.6	< 0.2
1033398	5	10	< 30	0.9	< 0.8	60	7.1	< 10	< 2	< 5	72.6	< 2	8	280	323	< 5	400	52.9	5.2	1270	132	0.2	81.2	< 0.2
1033399																								
1033400																								
1033401																								
1033402	40	< 10	< 30	0.7	< 0.8	290	23.3	< 10	< 2	< 5	23.5	< 2	< 1	220	249	< 5	125	30.3	4.6	3410	206	0.2	52.5	< 0.2
1033404	3	< 10	< 30	0.3	< 0.8	60	17.2	< 10	< 2	< 5	43.8	< 2	< 1	620	419	< 5	346	35.2	4.9	2380	160	< 0.1	108.0	< 0.2
1033405	7	< 10	< 30	0.5	< 0.8	130	19.3	< 10	< 2	7	81.8	< 2	< 1	410	754	7	260	33.0	3.8	1860	133	< 0.1	89.0	< 0.2
1033406	6	< 10	< 30	0.2	< 0.8	120	19.1	< 10	< 2	< 5	39.9	< 2	< 1	340	442	< 5	164	41.9	4.6	1710	115	< 0.1	94.8	< 0.2
1033407																								
1033408																								
1033409	19	< 10	< 30	2.8	< 0.8	30	27.9	< 10	< 2	< 5	8.9	< 2	< 1	50	95	13	197	34.3	4.7	1880	130	1.8	73.1	< 0.2

Analyte Symbol	Cu	Ni	Cr	Co	Se	Zn	Pb	Ag	Cd	As	Sn	Sb	Mo	B	Be	V	Mn	Ga	Ge	Rb	Sr	Y	Nb	In
Unit Symbol	ppm	ppm	ppm	ppm	ppm	ppm	ppm	ppm	ppm	ppm	ppm	ppm	ppm	ppm	ppm	ppm	ppm	ppm	ppm	ppm	ppm	ppm	ppm	ppm
Detection Limit	2	10	30	0.2	0.8	30	0.8	10	2	5	0.5	2	1	10	3	5	3	0.2	0.7	0.4	3	0.1	2.4	0.2
Analysis Method	FUS-MS-Na2O2	FUS-MS-Na2O2	FUS-MS-Na2O2	FUS-MS-Na2O2	FUS-MS-Na2O2	FUS-MS-Na2O2	FUS-MS-Na2O2	FUS-MS-Na2O2	FUS-MS-Na2O2	FUS-MS-Na2O2	FUS-MS-Na2O2	FUS-MS-Na2O2	FUS-MS-Na2O2	FUS-MS-Na2O2	FUS-MS-Na2O2	FUS-MS-Na2O2	FUS-MS-Na2O2	FUS-MS-Na2O2	FUS-MS-Na2O2	FUS-MS-Na2O2	FUS-MS-Na2O2	FUS-MS-Na2O2	FUS-MS-Na2O2	FUS-MS-Na2O2
1033410	8	< 10	< 30	0.5	< 0.8	70	16.8	< 10	< 2	< 5	90.1	< 2	< 1	370	272	< 5	304	51.9	5.3	1770	141	0.2	95.5	< 0.2
1033411	3	< 10	< 30	0.2	< 0.8	60	12.7	< 10	< 2	< 5	58.9	< 2	< 1	480	380	< 5	314	47.3	5.5	1190	165	0.1	99.0	< 0.2
1033412	< 2	< 10	70	0.5	4.7	< 30	< 0.8	< 10	< 2	7	< 0.5	< 2	< 1	20	< 3	< 5	132	0.2	< 0.7	2.5	78	2.2	14.4	< 0.2
1033413	4	< 10	< 30	< 0.2	< 0.8	70	16.2	< 10	< 2	< 5	84.0	< 2	< 1	200	292	< 5	306	54.0	4.8	2260	119	< 0.1	83.4	< 0.2
1033414	10	< 10	< 30	3.4	< 0.8	160	11.3	< 10	< 2	< 5	41.0	< 2	< 1	2790	191	17	322	52.1	4.1	703	89	1.6	89.8	< 0.2
1033415																								
1033416																								
1033417	8	< 10	< 30	1.1	< 0.8	90	9.1	< 10	< 2	< 5	122	< 2	< 1	120	172	< 5	819	64.4	5.5	1750	34	1.0	73.3	< 0.2
1033418	7	< 10	< 30	0.6	< 0.8	60	8.0	< 10	< 2	< 5	105	< 2	< 1	90	158	< 5	733	56.1	4.6	2430	33	0.6	65.1	< 0.2
1033419	99	50	120	27.4	< 0.8	120	1.5	< 10	< 2	< 5	2.1	< 2	< 1	200	< 3	295	1250	21.8	3.5	119	250	27.5	< 2.4	< 0.2
1033420																								
1033421																								
1033422	11	< 10	< 30	2.3	1.4	70	6.8	< 10	< 2	< 5	75.3	< 2	< 1	90	145	9	1990	55.3	4.7	1910	32	2.2	58.6	< 0.2
1033423																								

Analyte Symbol	Te	Cs	Ba	La	Ce	Pr	Nd	Sm	Eu	Gd	Tb	Dy	Ho	Er	Tm	Yb	Hf	Ta	W	Tl	Bi	Th	U	Al
Unit Symbol	ppm	ppm	ppm	ppm	ppm	ppm	ppm	ppm	ppm	ppm	ppm	ppm	ppm	ppm	ppm	ppm	ppm	ppm	ppm	ppm	ppm	ppm	ppm	%
Detection Limit	6	0.1	3	0.4	0.8	0.1	0.4	0.1	0.1	0.1	0.1	0.3	0.2	0.1	0.1	0.1	10	0.2	0.7	0.1	2	0.1	0.1	0.01
Analysis Method	FUS-MS-Na2O2	FUS-MS-Na2O2	FUS-MS-Na2O2	FUS-MS-Na2O2	FUS-MS-Na2O2	FUS-MS-Na2O2	FUS-MS-Na2O2	FUS-MS-Na2O2	FUS-MS-Na2O2	FUS-MS-Na2O2	FUS-MS-Na2O2	FUS-MS-Na2O2	FUS-MS-Na2O2	FUS-MS-Na2O2	FUS-MS-Na2O2	FUS-MS-Na2O2	FUS-MS-Na2O2	FUS-MS-Na2O2	FUS-MS-Na2O2	FUS-MS-Na2O2	FUS-MS-Na2O2	FUS-MS-Na2O2	FUS-MS-Na2O2	FUS-Na2O2
1033001	< 6	51.7	105	1.0	< 0.8	< 0.1	1.6	0.1	< 0.1	0.2	< 0.1	< 0.3	< 0.2	< 0.1	< 0.1	< 0.1	< 10	29.1	< 0.7	5.4	6	1.8	6.5	8.37
1033002	< 6	63.9	130	86.7	279	27.4	83.6	6.9	1.0	1.5	< 0.1	< 0.3	< 0.2	< 0.1	< 0.1	< 0.1	< 10	75.4	< 0.7	7.3	3	9.4	6.3	8.97
1033003	< 6	192	30	17.4	40.8	5.0	24.1	5.5	1.7	5.6	1.2	8.1	1.7	5.1	0.8	5.0	< 10	2.1	< 0.7	5.0	< 2	2.2	0.4	7.72
1033004	< 6	477	496	14.6	35.9	5.0	23.0	6.1	1.8	6.3	1.3	8.7	1.9	5.5	0.8	5.3	< 10	0.8	< 0.7	7.1	< 2	1.3	0.2	7.46
1033005	< 6	121	122	19.7	64.9	7.8	33.8	5.2	1.2	4.0	0.8	5.2	1.1	3.2	0.5	3.1	< 10	14.0	2.8	6.1	< 2	5.0	4.0	7.62
1033006	< 6	173	60	< 0.4	< 0.8	< 0.1	2.2	0.6	0.2	0.9	0.2	1.2	0.2	0.8	0.1	0.8	< 10	95.2	< 0.7	10.0	< 2	1.5	8.6	8.27
1033007	< 6	24.2	5	1.8	< 0.8	< 0.1	2.2	0.3	< 0.1	0.5	< 0.1	0.4	< 0.2	0.1	< 0.1	0.1	< 10	124	0.8	1.5	< 2	1.6	6.2	8.33
1033008																								
1033009																								
1033010																								
1033011																								
1033012																								
1033013																								
1033014																								
1033015																								
1033016																								
1033017																								
1033018																								
1033019																								
1033020																								
1033021																								
1033022	< 6	477	235	34.3	87.5	9.2	45.2	7.3	1.8	5.6	1.2	7.7	1.6	4.8	0.7	4.6	< 10	2.8	< 0.7	5.7	< 2	8.8	0.4	7.23
1033023	< 6	47.1	4	< 0.4	< 0.8	< 0.1	< 0.4	< 0.1	< 0.1	0.2	< 0.1	< 0.3	< 0.2	< 0.1	< 0.1	< 0.1	< 10	27.2	< 0.7	10.7	< 2	2.0	16.5	7.62
1033024	< 6	47.4	< 3	< 0.4	< 0.8	< 0.1	< 0.4	< 0.1	< 0.1	0.2	< 0.1	< 0.3	< 0.2	< 0.1	< 0.1	< 0.1	< 10	26.3	< 0.7	8.5	< 2	2.9	20.8	7.33
1033025																								
1033026																								
1033027																								
1033028																								
1033029																								
1033030																								
1033031																								
1033032																								
1033033																								
1033034																								
1033035																								
1033036																								
1033037																								
1033038																								
1033039																								
1033040																								
1033041																								
1033042																								
1033043																								
1033044																								
1033045																								
1033046																								
1033047	< 6	260	150	34.6	77.4	10.0	39.8	8.0	2.3	6.0	1.0	5.7	1.1	3.1	0.4	2.8	< 10	2.1	< 0.7	10.3	< 2	2.8	0.6	7.75
1033048	< 6	41.0	49	22.4	37.2	2.6	16.2	0.9	0.1	0.2	< 0.1	< 0.3	< 0.2	< 0.1	< 0.1	< 0.1	< 10	44.0	< 0.7	7.2	< 2	4.9	4.6	8.43
1033049	< 6	49.0	10	0.4	< 0.8	< 0.1	2.0	0.2	< 0.1	0.2	< 0.1	< 0.3	< 0.2	< 0.1	< 0.1	< 0.1	< 10	91.4	< 0.7	12.8	< 2	1.4	4.2	8.61
1033050	< 6	68.3	17	7.3	24.3	2.1	13.7	0.7	< 0.1	0.1	< 0.1	< 0.3	< 0.2	< 0.1	< 0.1	< 0.1	< 10	64.2	< 0.7	16.4	< 2	3.7	5.4	8.80
1033051	< 6	77.9	72	72.8	136	11.3	63.0	3.8	0.5	0.5	< 0.1	< 0.3	< 0.2	< 0.1	< 0.1	< 0.1	< 10	62.3	0.8	17.8	< 2	18.3	4.8	9.01

Analyte Symbol	Te	Cs	Ba	La	Ce	Pr	Nd	Sm	Eu	Gd	Tb	Dy	Ho	Er	Tm	Yb	Hf	Ta	W	Tl	Bi	Th	U	Al
Unit Symbol	ppm	ppm	ppm	ppm	ppm	ppm	ppm	ppm	ppm	ppm	ppm	ppm	ppm	ppm	ppm	ppm	ppm	ppm	ppm	ppm	ppm	ppm	ppm	%
Detection Limit	6	0.1	3	0.4	0.8	0.1	0.4	0.1	0.1	0.1	0.1	0.3	0.2	0.1	0.1	0.1	10	0.2	0.7	0.1	2	0.1	0.1	0.01
Analysis Method	FUS-MS-Na2O2	FUS-MS-Na2O2	FUS-MS-Na2O2	FUS-MS-Na2O2	FUS-MS-Na2O2	FUS-MS-Na2O2	FUS-MS-Na2O2	FUS-MS-Na2O2	FUS-MS-Na2O2	FUS-MS-Na2O2	FUS-MS-Na2O2	FUS-MS-Na2O2	FUS-MS-Na2O2	FUS-MS-Na2O2	FUS-MS-Na2O2	FUS-MS-Na2O2	FUS-MS-Na2O2	FUS-MS-Na2O2	FUS-MS-Na2O2	FUS-MS-Na2O2	FUS-MS-Na2O2	FUS-MS-Na2O2	FUS-MS-Na2O2	FUS-Na2O2
1033052																								
1033053																								
1033054																								
1033055																								
1033056																								
1033057																								
1033058																								
1033059																								
1033060																								
1033061																								
1033062																								
1033063																								
1033064																								
1033065																								
1033066																								
1033067																								
1033068																								
1033069																								
1033070	< 6	181	169	28.7	71.5	9.6	37.3	7.5	2.1	5.7	1.0	5.5	1.1	3.0	0.4	2.6	< 10	3.2	< 0.7	4.5	< 2	2.0	0.7	8.02
1033071	< 6	27.9	35	45.2	103	8.7	37.6	2.1	0.3	0.2	< 0.1	< 0.3	< 0.2	< 0.1	< 0.1	< 0.1	< 10	88.8	< 0.7	5.5	< 2	5.8	6.5	8.31
1033072	< 6	60.2	39	12.8	22.0	2.2	10.3	0.8	0.1	0.2	< 0.1	< 0.3	< 0.2	< 0.1	< 0.1	< 0.1	< 10	116	< 0.7	17.1	< 2	3.3	3.5	8.71
1033073	< 6	14.9	48	35.0	77.7	7.9	31.4	3.0	0.5	0.8	< 0.1	0.3	< 0.2	0.1	< 0.1	< 0.1	< 10	68.8	< 0.7	6.8	< 2	7.5	2.1	8.44
1033074	< 6	89.8	< 3	4.0	5.9	0.6	3.1	0.3	< 0.1	0.3	< 0.1	< 0.3	< 0.2	< 0.1	< 0.1	< 0.1	< 10	44.8	< 0.7	22.4	< 2	1.8	3.7	8.74
1033075	< 6	83.1	15	3.6	8.1	1.0	4.0	1.0	0.3	0.8	0.1	0.6	< 0.2	0.3	< 0.1	0.2	< 10	72.4	< 0.7	11.0	< 2	2.5	4.5	8.69
1033076	< 6	190	359	169	464	48.7	178	19.8	4.2	8.4	1.0	6.3	1.2	3.4	0.5	3.0	< 10	1.4	< 0.7	8.2	< 2	34.9	0.8	7.78
1033077																								
1033078																								
1033079	< 6	64.6	57	24.9	46.9	3.5	22.5	1.3	0.2	0.1	< 0.1	< 0.3	< 0.2	< 0.1	< 0.1	< 0.1	< 10	109	< 0.7	3.7	< 2	6.2	5.3	8.60
1033080	< 6	55.1	48	6.6	18.2	1.6	6.5	0.5	< 0.1	< 0.1	< 0.1	< 0.3	< 0.2	< 0.1	< 0.1	< 0.1	< 10	139	< 0.7	13.9	< 2	3.4	5.5	8.81
1033081	< 6	13.8	4	2.4	6.7	1.0	3.5	0.6	0.1	0.4	< 0.1	< 0.3	< 0.2	< 0.1	< 0.1	< 0.1	< 10	55.8	1.9	0.2	< 2	1.6	7.9	8.42
1033082																								
1033083																								
1033084																								
1033085																								
1033086																								
1033087																								
1033088																								
1033089																								
1033090																								
1033091																								
1033092																								
1033093																								
1033094																								
1033095																								
1033096																								
1033097																								
1033098																								
1033099																								
1033100																								
1033101																								
1033102																								

Analyte Symbol	Te	Cs	Ba	La	Ce	Pr	Nd	Sm	Eu	Gd	Tb	Dy	Ho	Er	Tm	Yb	Hf	Ta	W	Tl	Bi	Th	U	Al
Unit Symbol	ppm	ppm	ppm	ppm	ppm	ppm	ppm	ppm	ppm	ppm	ppm	ppm	ppm	ppm	ppm	ppm	ppm	ppm	ppm	ppm	ppm	ppm	ppm	%
Detection Limit	6	0.1	3	0.4	0.8	0.1	0.4	0.1	0.1	0.1	0.1	0.3	0.2	0.1	0.1	0.1	10	0.2	0.7	0.1	2	0.1	0.1	0.01
Analysis Method	FUS-MS-Na2O2	FUS-MS-Na2O2	FUS-MS-Na2O2	FUS-MS-Na2O2	FUS-MS-Na2O2	FUS-MS-Na2O2	FUS-MS-Na2O2	FUS-MS-Na2O2	FUS-MS-Na2O2	FUS-MS-Na2O2	FUS-MS-Na2O2	FUS-MS-Na2O2	FUS-MS-Na2O2	FUS-MS-Na2O2	FUS-MS-Na2O2	FUS-MS-Na2O2	FUS-MS-Na2O2	FUS-MS-Na2O2	FUS-MS-Na2O2	FUS-MS-Na2O2	FUS-MS-Na2O2	FUS-MS-Na2O2	FUS-MS-Na2O2	FUS-Na2O2
1033103																								
1033104																								
1033105																								
1033106																								
1033107																								
1033108																								
1033109																								
1033110																								
1033111																								
1033112																								
1033113																								
1033114																								
1033115																								
1033116	< 6	110	80	29.9	87.0	11.9	48.2	9.7	2.5	5.5	0.7	3.9	0.7	1.9	0.2	1.5	< 10	0.5	< 0.7	4.0	< 2	1.5	0.4	6.35
1033117	< 6	22.9	58	17.1	38.9	3.6	17.9	1.5	0.3	0.5	< 0.1	< 0.3	< 0.2	< 0.1	< 0.1	< 0.1	< 10	59.2	< 0.7	6.9	< 2	2.9	1.7	8.13
1033118	< 6	57.1	108	15.0	33.9	5.0	19.9	3.8	1.1	2.5	0.4	1.9	0.3	0.9	0.1	0.8	< 10	87.6	23.2	4.1	< 2	1.6	2.1	7.06
1033119	< 6	128	88	27.2	77.0	11.3	44.2	8.4	2.4	5.3	0.7	3.7	0.7	1.8	0.3	1.5	< 10	0.6	2.9	3.0	< 2	1.6	0.5	6.27
1033120	< 6	52.3	78	11.2	13.7	1.1	7.3	0.4	< 0.1	< 0.1	< 0.1	< 0.3	< 0.2	< 0.1	< 0.1	< 0.1	< 10	151	< 0.7	13.3	< 2	3.3	5.3	8.77
1033121	< 6	114	113	55.3	81.7	6.7	43.1	3.0	0.5	0.9	< 0.1	0.7	< 0.2	0.3	< 0.1	0.2	< 10	125	< 0.7	5.7	< 2	10.5	4.1	7.48
1033122	< 6	245	246	11.5	31.1	4.5	17.3	3.7	1.0	2.7	0.4	2.6	0.5	1.5	0.2	1.4	< 10	24.7	< 0.7	9.3	< 2	1.2	2.7	7.51
1033123	< 6	12.7	49	5.5	5.4	0.5	3.5	0.2	< 0.1	< 0.1	< 0.1	< 0.3	< 0.2	< 0.1	< 0.1	< 0.1	< 10	71.7	< 0.7	3.6	< 2	1.9	4.3	9.02
1033124	< 6	620	101	13.9	30.1	3.4	18.0	2.5	0.7	1.6	0.3	1.7	0.3	1.0	0.1	1.0	< 10	157	1.2	10.3	< 2	2.9	7.4	7.81
1033125	< 6	2.6	31	14.2	18.6	1.6	9.5	0.6	< 0.1	< 0.1	< 0.1	< 0.3	< 0.2	< 0.1	< 0.1	< 0.1	< 10	132	< 0.7	0.8	< 2	3.3	4.3	7.18
1033126	< 6	6.0	< 3	< 0.4	< 0.8	0.3	< 0.4	0.3	< 0.1	0.2	< 0.1	< 0.3	< 0.2	< 0.1	< 0.1	< 0.1	< 10	115	< 0.7	0.5	< 2	2.7	4.4	6.80
1033127	< 6	< 0.1	27	9.4	40.1	4.4	19.3	1.6	0.2	0.3	< 0.1	< 0.3	< 0.2	< 0.1	< 0.1	< 0.1	< 10	59.2	< 0.7	0.3	< 2	4.3	5.1	7.58
1033128	< 6	148	198	145	224	19.6	145	11.9	2.3	4.1	0.5	3.9	0.8	2.2	0.3	2.0	< 10	0.9	109	3.0	< 2	1.8	0.6	7.28
1033129																								
1033130																								
1033131																								
1033132																								
1033133																								
1033134																								
1033135																								
1033136																								
1033137																								
1033138																								
1033139	< 6	479	129	23.4	65.1	8.3	28.1	6.2	1.8	4.4	0.7	3.9	0.8	2.2	0.3	1.7	< 10	2.1	< 0.7	11.2	< 2	2.5	1.0	8.61
1033140	< 6	53.5	51	< 0.4	1.1	< 0.1	< 0.4	< 0.1	< 0.1	< 0.1	< 0.1	< 0.3	< 0.2	< 0.1	< 0.1	< 0.1	< 10	143	0.9	13.7	< 2	10.4	5.6	8.62
1033141	< 6	74.3	< 3	< 0.4	4.6	0.5	1.7	0.4	0.1	0.3	< 0.1	< 0.3	< 0.2	< 0.1	< 0.1	< 0.1	< 10	203	1.3	6.4	< 2	1.5	3.9	8.31
1033142	< 6	105	54	< 0.4	1.8	0.2	1.1	0.2	< 0.1	0.1	< 0.1	< 0.3	< 0.2	< 0.1	< 0.1	< 0.1	< 10	82.7	< 0.7	6.0	< 2	2.2	3.5	7.58
1033143	< 6	56.3	22	0.8	2.6	0.3	1.4	0.1	< 0.1	< 0.1	< 0.1	< 0.3	< 0.2	< 0.1	< 0.1	< 0.1	< 10	126	< 0.7	22.5	< 2	1.7	3.4	9.35
1033144	< 6	42.0	< 3	< 0.4	2.3	0.3	0.9	< 0.1	< 0.1	< 0.1	< 0.1	< 0.3	< 0.2	< 0.1	< 0.1	< 0.1	< 10	195	< 0.7	21.2	< 2	1.1	3.8	8.31
1033145	< 6	57.0	43	0.7	2.9	0.2	1.0	< 0.1	< 0.1	< 0.1	< 0.1	< 0.3	< 0.2	< 0.1	< 0.1	< 0.1	< 10	140	< 0.7	26.0	< 2	0.5	4.2	6.91
1033146	< 6	45.4	< 3	0.8	3.5	< 0.1	< 0.4	< 0.1	< 0.1	< 0.1	< 0.1	< 0.3	< 0.2	< 0.1	< 0.1	< 0.1	< 10	144	< 0.7	2.5	< 2	0.8	3.8	6.51
1033147	< 6	333	231	24.3	142	10.5	37.5	10.6	2.5	5.5	0.8	3.6	0.7	1.8	0.3	1.3	< 10	2.4	1.6	3.7	< 2	2.0	1.3	6.21
1033148	< 6	141	173	27.1	106	11.2	39.2	8.0	2.3	5.1	0.8	3.6	0.7	1.9	0.3	1.5	< 10	0.6	< 0.7	2.7	< 2	1.9	0.4	6.86
1033149	< 6	80.2	168	30.1	103	12.9	48.3	9.1	2.5	5.4	0.8	3.4	0.7	1.8	0.2	1.3	< 10	0.6	104	2.9	2	1.6	0.5	6.41
1033150	< 6	< 0.1	< 3	< 0.4	< 0.8	< 0.1	< 0.4	0.1	< 0.1	0.2	< 0.1	< 0.3	< 0.2	0.1	< 0.1	< 0.1	< 10	< 0.2	1.6	< 0.1	< 2	< 0.1	0.2	0.07
1033151	< 6	80.1	< 3	< 0.4	< 0.8	< 0.1	< 0.4	< 0.1	< 0.1	< 0.1	< 0.1	< 0.3	< 0.2	< 0.1	< 0.1	< 0.1	< 10	104	< 0.7	20.4	< 2	1.2	3.5	8.85
1033152	< 6	52.3	22	< 0.4	< 0.8	< 0.1	< 0.4	< 0.1	< 0.1	< 0.1	< 0.1	< 0.3	< 0.2	< 0.1	< 0.1	< 0.1	< 10	105	< 0.7	7.3	< 2	2.2	12.1	8.86
1033153	< 6	42.6	11	< 0.4	< 0.8	< 0.1	< 0.4	< 0.1	< 0.1	< 0.1	< 0.1	< 0.3	< 0.2	< 0.1	< 0.1	< 0.1	< 10	53.0	< 0.7	2.4	< 2	0.9	3.4	8.52

Analyte Symbol	Te	Cs	Ba	La	Ce	Pr	Nd	Sm	Eu	Gd	Tb	Dy	Ho	Er	Tm	Yb	Hf	Ta	W	Tl	Bi	Th	U	Al
Unit Symbol	ppm	ppm	ppm	ppm	ppm	ppm	ppm	ppm	ppm	ppm	ppm	ppm	ppm	ppm	ppm	ppm	ppm	ppm	ppm	ppm	ppm	ppm	ppm	%
Detection Limit	6	0.1	3	0.4	0.8	0.1	0.4	0.1	0.1	0.1	0.1	0.3	0.2	0.1	0.1	0.1	10	0.2	0.7	0.1	2	0.1	0.1	0.01
Analysis Method	FUS-MS-Na2O2	FUS-MS-Na2O2	FUS-MS-Na2O2	FUS-MS-Na2O2	FUS-MS-Na2O2	FUS-MS-Na2O2	FUS-MS-Na2O2	FUS-MS-Na2O2	FUS-MS-Na2O2	FUS-MS-Na2O2	FUS-MS-Na2O2	FUS-MS-Na2O2	FUS-MS-Na2O2	FUS-MS-Na2O2	FUS-MS-Na2O2	FUS-MS-Na2O2	FUS-MS-Na2O2	FUS-MS-Na2O2	FUS-MS-Na2O2	FUS-MS-Na2O2	FUS-MS-Na2O2	FUS-MS-Na2O2	FUS-MS-Na2O2	FUS-Na2O2
1033154	< 6	213	19	< 0.4	1.0	0.1	0.8	0.2	< 0.1	< 0.1	< 0.1	< 0.3	< 0.2	< 0.1	< 0.1	< 0.1	< 10	123	< 0.7	69.6	< 2	0.5	13.9	8.73
1033155	< 6	166	64	< 0.4	1.3	< 0.1	0.4	< 0.1	< 0.1	< 0.1	< 0.1	< 0.3	< 0.2	< 0.1	< 0.1	< 0.1	< 10	47.5	< 0.7	13.3	< 2	0.4	1.2	9.61
1033156	< 6	98.3	15	< 0.4	< 0.8	< 0.1	< 0.4	< 0.1	< 0.1	< 0.1	< 0.1	< 0.3	< 0.2	< 0.1	< 0.1	< 0.1	< 10	109	< 0.7	13.5	3	0.7	1.5	9.48
1033157	< 6	102	20	< 0.4	1.7	0.2	0.9	0.2	< 0.1	0.2	< 0.1	< 0.3	< 0.2	< 0.1	< 0.1	< 0.1	< 10	46.4	1.3	30.8	< 2	0.7	1.6	8.66
1033158	< 6	144	250	16.1	106	12.0	21.2	4.7	1.4	3.5	0.6	3.0	0.7	1.9	0.3	1.5	< 10	0.7	< 0.7	2.9	< 2	1.6	0.4	7.44
1033159	< 6	57.1	10	1.1	4.6	< 0.1	1.2	0.4	0.1	0.4	< 0.1	< 0.3	< 0.2	< 0.1	< 0.1	< 0.1	< 10	61.9	< 0.7	13.2	< 2	1.2	4.5	8.09
1033160	< 6	58.1	37	< 0.4	< 0.8	< 0.1	< 0.4	< 0.1	< 0.1	< 0.1	< 0.1	< 0.3	< 0.2	< 0.1	< 0.1	< 0.1	< 10	120	< 0.7	13.5	< 2	1.0	5.5	8.67
1033161	< 6	49.3	48	< 0.4	< 0.8	< 0.1	< 0.4	0.3	0.2	0.4	< 0.1	0.4	< 0.2	0.2	< 0.1	0.2	< 10	27.9	< 0.7	0.5	< 2	< 0.1	1.0	2.35
1033162	< 6	83.3	168	16.1	38.2	5.0	18.4	4.2	1.3	3.2	0.5	2.9	0.6	1.7	0.2	1.3	< 10	0.3	< 0.7	0.8	< 2	1.8	0.3	7.84
1033163	< 6	29.9	289	17.7	47.4	6.0	19.9	4.6	1.4	3.5	0.6	2.9	0.7	1.8	0.3	1.4	< 10	0.5	< 0.7	0.3	< 2	1.9	0.4	7.78
1033164	< 6	5.2	14	< 0.4	< 0.8	< 0.1	< 0.4	0.1	0.1	0.5	< 0.1	0.3	< 0.2	0.1	< 0.1	< 0.1	< 10	282	1.2	0.2	< 2	0.7	4.3	9.64
1033165	< 6	27.3	84	15.5	23.3	4.0	12.1	3.9	1.3	3.4	0.6	3.1	0.7	1.9	0.3	1.5	< 10	0.8	< 0.7	1.1	< 2	0.5	0.3	8.53
1033166																								
1033167																								
1033168																								
1033169																								
1033170	< 6	42.5	14	4.4	3.6	0.2	3.3	0.2	< 0.1	< 0.1	< 0.1	< 0.3	< 0.2	< 0.1	< 0.1	< 0.1	< 10	174	1.2	8.3	< 2	2.3	3.1	7.55
1033171																								
1033172																								
1033173																								
1033174																								
1033175																								
1033176																								
1033177																								
1033178																								
1033179																								
1033180																								
1033181																								
1033182																								
1033183																								
1033184																								
1033185																								
1033186																								
1033187																								
1033188																								
1033189																								
1033190																								
1033191																								
1033192																								
1033193																								
1033194																								
1033195																								
1033196																								
1033197																								
1033198																								
1033199																								
1033200																								
1033201																								
1033202																								
1033203																								
1033204																								

Analyte Symbol	Te	Cs	Ba	La	Ce	Pr	Nd	Sm	Eu	Gd	Tb	Dy	Ho	Er	Tm	Yb	Hf	Ta	W	Tl	Bi	Th	U	Al
Unit Symbol	ppm	ppm	ppm	ppm	ppm	ppm	ppm	ppm	ppm	ppm	ppm	ppm	ppm	ppm	ppm	ppm	ppm	ppm	ppm	ppm	ppm	ppm	ppm	%
Detection Limit	6	0.1	3	0.4	0.8	0.1	0.4	0.1	0.1	0.1	0.1	0.3	0.2	0.1	0.1	0.1	10	0.2	0.7	0.1	2	0.1	0.1	0.01
Analysis Method	FUS-MS-Na2O2	FUS-MS-Na2O2	FUS-MS-Na2O2	FUS-MS-Na2O2	FUS-MS-Na2O2	FUS-MS-Na2O2	FUS-MS-Na2O2	FUS-MS-Na2O2	FUS-MS-Na2O2	FUS-MS-Na2O2	FUS-MS-Na2O2	FUS-MS-Na2O2	FUS-MS-Na2O2	FUS-MS-Na2O2	FUS-MS-Na2O2	FUS-MS-Na2O2	FUS-MS-Na2O2	FUS-MS-Na2O2	FUS-MS-Na2O2	FUS-MS-Na2O2	FUS-MS-Na2O2	FUS-MS-Na2O2	FUS-MS-Na2O2	FUS-Na2O2
1033205																								
1033206																								
1033207	< 6	46.0	198	36.0	173	16.3	58.8	9.6	2.2	3.3	0.5	1.5	< 0.2	0.4	< 0.1	0.2	< 10	63.8	< 0.7	16.1	< 2	28.2	5.5	8.61
1033208	< 6	111	41	19.9	56.3	5.5	23.9	1.6	0.2	0.2	< 0.1	< 0.3	< 0.2	< 0.1	< 0.1	< 0.1	< 10	155	0.8	42.0	< 2	6.0	4.0	9.77
1033209	< 6	< 0.1	4	< 0.4	1.1	< 0.1	< 0.4	< 0.1	< 0.1	0.2	< 0.1	< 0.3	< 0.2	0.2	< 0.1	0.1	< 10	< 0.2	< 0.7	< 0.1	< 2	1.5	< 0.1	0.34
1033210	< 6	108	39	< 0.4	< 0.8	< 0.1	< 0.4	< 0.1	< 0.1	< 0.1	< 0.1	< 0.3	< 0.2	< 0.1	< 0.1	< 0.1	< 10	125	0.8	38.7	< 2	1.1	9.0	9.59
1033211	< 6	43.5	41	15.1	19.3	1.3	11.0	0.6	< 0.1	< 0.1	< 0.1	< 0.3	< 0.2	< 0.1	< 0.1	< 0.1	< 10	92.2	< 0.7	13.4	< 2	3.7	2.3	8.61
1033212																								
1033213																								
1033214																								
1033215																								
1033216																								
1033217																								
1033218																								
1033219																								
1033220																								
1033221																								
1033222																								
1033223																								
1033224	< 6	180	9	0.6	3.5	0.5	5.1	0.3	< 0.1	0.2	< 0.1	< 0.3	< 0.2	< 0.1	< 0.1	< 0.1	< 10	113	< 0.7	22.3	< 2	2.9	2.7	8.59
1033225	< 6	93.7	14	< 0.4	< 0.8	< 0.1	< 0.4	< 0.1	< 0.1	< 0.1	< 0.1	< 0.3	< 0.2	< 0.1	< 0.1	< 0.1	< 10	37.6	< 0.7	24.1	< 2	0.7	1.8	8.76
1033226	< 6	63.3	57	20.9	58.7	5.9	24.7	2.2	0.3	0.5	< 0.1	< 0.3	< 0.2	< 0.1	< 0.1	< 0.1	< 10	106	< 0.7	14.8	< 2	7.2	5.2	9.56
1033227	< 6	52.2	8	54.2	76.1	4.7	18.0	1.0	0.1	< 0.1	< 0.1	< 0.3	< 0.2	< 0.1	< 0.1	< 0.1	< 10	188	2.9	8.8	< 2	2.7	17.7	9.10
1033228	< 6	21.1	12	< 0.4	< 0.8	< 0.1	< 0.4	< 0.1	< 0.1	< 0.1	< 0.1	< 0.3	< 0.2	< 0.1	< 0.1	< 0.1	< 10	145	2.0	3.1	< 2	2.1	14.0	9.62
1033229	< 6	61.3	138	22.6	91.1	10.7	40.3	4.3	0.7	1.2	< 0.1	< 0.3	< 0.2	< 0.1	< 0.1	< 0.1	< 10	83.7	< 0.7	6.9	< 2	9.7	5.6	8.18
1033230																								8.25
1033231	< 6	82.9	9	< 0.4	2.9	< 0.1	< 0.4	< 0.1	< 0.1	< 0.1	< 0.1	< 0.3	< 0.2	< 0.1	< 0.1	< 0.1	< 10	145	< 0.7	20.8	< 2	0.6	5.2	8.51
1033232	< 6	42.0	15	15.7	27.3	0.4	2.0	0.3	< 0.1	0.1	< 0.1	< 0.3	< 0.2	< 0.1	< 0.1	< 0.1	< 10	141	1.3	6.5	< 2	2.4	3.5	8.37
1033233	< 6	35.3	37	11.7	28.5	0.7	3.4	0.5	0.1	0.2	< 0.1	< 0.3	< 0.2	< 0.1	< 0.1	< 0.1	< 10	203	< 0.7	3.0	< 2	2.7	3.4	8.37
1033234	< 6	54.1	53	4.2	5.6	< 0.1	< 0.4	< 0.1	< 0.1	0.1	< 0.1	< 0.3	< 0.2	< 0.1	< 0.1	< 0.1	< 10	104	< 0.7	7.2	< 2	0.2	6.1	8.98
1033235	< 6	51.6	163	8.5	19.9	< 0.1	< 0.4	0.4	0.1	0.3	< 0.1	< 0.3	< 0.2	< 0.1	< 0.1	< 0.1	< 10	119	< 0.7	11.5	< 2	2.5	6.7	8.88
1033236	< 6	59.7	22	5.2	14.6	< 0.1	< 0.4	0.1	< 0.1	0.2	< 0.1	< 0.3	< 0.2	< 0.1	< 0.1	< 0.1	< 10	206	< 0.7	9.5	< 2	1.4	5.5	8.70
1033237	< 6	< 0.1	33	18.0	47.4	2.8	10.2	1.0	0.2	0.4	< 0.1	< 0.3	< 0.2	0.2	< 0.1	0.1	< 10	< 0.2	< 0.7	< 0.1	< 2	2.6	0.1	0.13
1033238	< 6	35.9	45	20.7	56.3	3.4	14.3	1.3	0.2	0.3	< 0.1	< 0.3	< 0.2	< 0.1	< 0.1	< 0.1	< 10	231	< 0.7	6.3	< 2	3.9	4.8	8.83
1033239	< 6	73.9	33	24.9	37.9	0.9	5.6	0.3	< 0.1	< 0.1	< 0.1	< 0.3	< 0.2	< 0.1	< 0.1	< 0.1	< 10	69.3	< 0.7	19.3	< 2	2.7	5.9	8.64
1033240	< 6	54.5	58	8.2	23.2	0.7	4.4	0.5	< 0.1	0.2	< 0.1	< 0.3	< 0.2	< 0.1	< 0.1	< 0.1	< 10	139	< 0.7	13.5	< 2	3.3	5.2	8.74
1033241	< 6	48.3	20	< 0.4	5.6	< 0.1	< 0.4	< 0.1	< 0.1	< 0.1	< 0.1	< 0.3	< 0.2	< 0.1	< 0.1	< 0.1	< 10	94.7	< 0.7	16.0	< 2	1.9	4.8	9.04
1033242	< 6	25.2	13	< 0.4	< 0.8	< 0.1	< 0.4	< 0.1	< 0.1	0.1	< 0.1	< 0.3	< 0.2	< 0.1	< 0.1	< 0.1	< 10	135	< 0.7	4.1	< 2	0.3	4.6	9.04
1033243	< 6	274	147	20.5	44.8	4.1	11.5	3.8	1.2	3.0	0.5	2.9	0.6	1.7	0.2	1.6	< 10	0.5	< 0.7	13.3	< 2	0.8	0.7	8.73
1033244	< 6	56.9	47	< 0.4	< 0.8	< 0.1	< 0.4	< 0.1	< 0.1	0.1	< 0.1	< 0.3	< 0.2	< 0.1	< 0.1	< 0.1	< 10	156	< 0.7	13.3	2	0.7	10.2	8.71
1033245	< 6	80.0	142	5.4	9.1	< 0.1	< 0.4	< 0.1	< 0.1	< 0.1	< 0.1	< 0.3	< 0.2	< 0.1	< 0.1	< 0.1	< 10	72.1	< 0.7	24.0	5	1.7	9.0	10.2
1033246	< 6	53.6	36	4.7	14.5	< 0.1	< 0.4	0.2	< 0.1	0.1	< 0.1	< 0.3	< 0.2	< 0.1	< 0.1	< 0.1	< 10	117	< 0.7	17.8	9	2.7	4.8	7.35
1033247	< 6	115	49	15.8	36.4	1.8	5.6	0.8	0.1	0.3	< 0.1	< 0.3	< 0.2	< 0.1	< 0.1	< 0.1	< 10	305	< 0.7	21.7	< 2	2.8	3.1	6.34
1033248	< 6	82.4	20	12.3	25.4	0.4	1.3	0.3	< 0.1	0.2	< 0.1	< 0.3	< 0.2	< 0.1	< 0.1	< 0.1	< 10	235	< 0.7	17.0	< 2	2.7	3.2	8.40
1033249	< 6	55.2	40	19.0	52.3	3.1	13.8	1.4	0.2	0.3	< 0.1	< 0.3	< 0.2	< 0.1	< 0.1	< 0.1	< 10	185	< 0.7	13.1	8	5.6	3.6	8.47
1033250	< 6	81.0	14	< 0.4	< 0.8	< 0.1	< 0.4	< 0.1	< 0.1	0.3	< 0.1	< 0.3	< 0.2	0.1	< 0.1	< 0.1	< 10	76.5	< 0.7	24.2	13	< 0.1	2.7	8.84
1033251	< 6	82.8	< 3	< 0.4	2.4	< 0.1	< 0.4	0.2	< 0.1	0.4	< 0.1	0.3	< 0.2	0.1	< 0.1	< 0.1	< 10	79.4	< 0.7	18.6	29	1.7	1.8	8.39
1033252	< 6	48.6	10	1.2	< 0.8	< 0.1	1.8	< 0.1	< 0.1	0.5	< 0.1	0.4	< 0.2	0.1	< 0.1	< 0.1	< 10	180	5.5	9.4	6	1.2	2.7	8.82
1033253	< 6	30.2	7	< 0.4	< 0.8	< 0.1	0.9	< 0.1	< 0.1	0.3	< 0.1	0.4	< 0.2	0.2	< 0.1	< 0.1	< 10	34.8	< 0.7	11.7	4	< 0.1	1.5	7.77
1033254	< 6	56.6	5	6.1	9.9	1.1	10.8	0.8	0.1	0.6	0.1	0.6	< 0.2	0.3	< 0.1	< 0.1	< 10	62.7	< 0.7	17.9	9	7.5	1.2	8.06
1033255	< 6	26.7	48	8.0	2.2	0.4	8.5	0.8	0.2	0.8	0.2	1.1	0.2	0.6	< 0.1	0.4	< 10	95.3	< 0.7	6.8	6	2.2	2.3	8.21

Analyte Symbol	Te	Cs	Ba	La	Ce	Pr	Nd	Sm	Eu	Gd	Tb	Dy	Ho	Er	Tm	Yb	Hf	Ta	W	Tl	Bi	Th	U	Al
Unit Symbol	ppm	ppm	ppm	ppm	ppm	ppm	ppm	ppm	ppm	ppm	ppm	ppm	ppm	ppm	ppm	ppm	ppm	ppm	ppm	ppm	ppm	ppm	ppm	%
Detection Limit	6	0.1	3	0.4	0.8	0.1	0.4	0.1	0.1	0.1	0.1	0.3	0.2	0.1	0.1	0.1	10	0.2	0.7	0.1	2	0.1	0.1	0.01
Analysis Method	FUS-MS-Na2O2	FUS-MS-Na2O2	FUS-MS-Na2O2	FUS-MS-Na2O2	FUS-MS-Na2O2	FUS-MS-Na2O2	FUS-MS-Na2O2	FUS-MS-Na2O2	FUS-MS-Na2O2	FUS-MS-Na2O2	FUS-MS-Na2O2	FUS-MS-Na2O2	FUS-MS-Na2O2	FUS-MS-Na2O2	FUS-MS-Na2O2	FUS-MS-Na2O2	FUS-MS-Na2O2	FUS-MS-Na2O2	FUS-MS-Na2O2	FUS-MS-Na2O2	FUS-MS-Na2O2	FUS-MS-Na2O2	FUS-MS-Na2O2	FUS-Na2O2
1033256																								
1033257																								
1033258																								
1033259																								
1033260																								
1033261																								
1033262																								
1033263																								
1033264																								
1033265																								
1033266																								
1033267																								
1033268																								
1033269	< 6	129	8	7.8	14.8	0.9	10.7	0.4	< 0.1	< 0.1	< 0.1	< 0.3	< 0.2	< 0.1	< 0.1	< 0.1	< 10	92.6	< 0.7	17.3	8	2.3	7.7	8.28
1033270	< 6	39.4	3	< 0.4	< 0.8	< 0.1	< 0.4	< 0.1	< 0.1	< 0.1	< 0.1	< 0.3	< 0.2	< 0.1	< 0.1	< 0.1	< 10	93.8	< 0.7	4.6	41	0.3	6.4	7.79
1033271	< 6	388	74	9.0	13.3	2.6	16.2	4.9	1.7	5.6	1.1	7.2	1.5	4.3	0.6	4.1	< 10	7.5	3.0	11.9	7	0.1	0.7	6.57
1033272	< 6	59.2	6	< 0.4	< 0.8	< 0.1	< 0.4	< 0.1	< 0.1	< 0.1	< 0.1	< 0.3	< 0.2	0.1	< 0.1	0.1	< 10	157	< 0.7	7.9	10	0.9	9.3	8.01
1033273	< 6	43.7	13	< 0.4	< 0.8	< 0.1	0.8	< 0.1	< 0.1	0.1	< 0.1	< 0.3	< 0.2	0.2	< 0.1	0.2	< 10	152	< 0.7	8.1	63	0.7	7.0	7.45
1033274	< 6	57.7	49	< 0.4	< 0.8	< 0.1	< 0.4	< 0.1	< 0.1	0.3	< 0.1	< 0.3	< 0.2	0.2	< 0.1	0.2	< 10	151	< 0.7	11.6	21	1.6	8.3	8.09
1033275	< 6	539	362	25.6	46.2	6.2	25.8	4.3	1.1	2.8	0.4	2.5	0.5	1.4	0.2	1.3	< 10	137	0.9	39.6	< 2	3.3	5.1	7.71
1033276	< 6	44.1	4	< 0.4	< 0.8	< 0.1	0.5	< 0.1	< 0.1	< 0.1	< 0.1	< 0.3	< 0.2	< 0.1	< 0.1	< 0.1	< 10	146	< 0.7	4.5	5	0.7	7.6	8.15
1033277	< 6	44.1	11	< 0.4	< 0.8	< 0.1	< 0.4	< 0.1	< 0.1	< 0.1	< 0.1	< 0.3	< 0.2	< 0.1	< 0.1	< 0.1	< 10	156	< 0.7	4.7	7	1.1	10.4	8.61
1033278	< 6	319	47	10.2	15.6	3.0	18.1	5.6	1.8	6.4	1.3	8.3	1.7	4.9	0.7	4.6	< 10	4.7	6.2	13.6	< 2	0.1	0.5	6.45
1033279	< 6	77.3	< 3	< 0.4	< 0.8	< 0.1	0.4	< 0.1	< 0.1	< 0.1	< 0.1	< 0.3	< 0.2	< 0.1	< 0.1	< 0.1	< 10	57.4	< 0.7	14.7	3	1.3	10.7	8.51
1033280	< 6	55.7	39	< 0.4	< 0.8	< 0.1	< 0.4	< 0.1	< 0.1	< 0.1	< 0.1	< 0.3	< 0.2	< 0.1	< 0.1	< 0.1	< 10	143	2.0	13.3	< 2	1.3	5.4	8.21
1033281	< 6	85.0	< 3	0.4	< 0.8	< 0.1	< 0.4	< 0.1	< 0.1	< 0.1	< 0.1	< 0.3	< 0.2	< 0.1	< 0.1	< 0.1	< 10	62.3	< 0.7	17.3	9	1.1	9.8	8.23
1033282	< 6	158	< 3	< 0.4	< 0.8	< 0.1	< 0.4	< 0.1	< 0.1	< 0.1	< 0.1	< 0.3	< 0.2	< 0.1	< 0.1	< 0.1	< 10	110	< 0.7	42.7	6	0.7	8.5	8.42
1033283	< 6	< 0.1	12	0.7	< 0.8	< 0.1	0.5	< 0.1	< 0.1	0.1	< 0.1	< 0.3	< 0.2	0.1	< 0.1	0.1	< 10	2.8	< 0.7	< 0.1	< 2	< 0.1	0.3	0.17
1033284	< 6	97.7	< 3	25.8	66.3	6.2	33.1	2.1	0.3	0.2	< 0.1	< 0.3	< 0.2	< 0.1	< 0.1	< 0.1	< 10	68.5	< 0.7	20.2	5	8.9	11.0	8.42
1033285	< 6	85.1	< 3	< 0.4	< 0.8	< 0.1	< 0.4	< 0.1	< 0.1	< 0.1	< 0.1	< 0.3	< 0.2	< 0.1	< 0.1	< 0.1	< 10	48.2	< 0.7	20.0	4	2.7	11.0	8.29
1033286	< 6	72.7	10	0.7	1.4	0.1	0.7	0.1	< 0.1	< 0.1	< 0.1	< 0.3	< 0.2	< 0.1	< 0.1	< 0.1	< 10	61.9	8.2	18.8	7	3.2	9.6	8.07
1033287	< 6	104	11	2.0	1.7	< 0.1	0.8	< 0.1	< 0.1	< 0.1	< 0.1	< 0.3	< 0.2	< 0.1	< 0.1	< 0.1	< 10	119	< 0.7	22.1	5	3.9	8.1	8.43
1033288	< 6	111	< 3	< 0.4	< 0.8	< 0.1	0.4	< 0.1	< 0.1	< 0.1	< 0.1	< 0.3	< 0.2	< 0.1	< 0.1	< 0.1	< 10	56.2	< 0.7	24.9	6	2.5	11.7	7.63
1033289	< 6	161	12	9.6	16.6	1.4	8.9	0.5	< 0.1	< 0.1	< 0.1	< 0.3	< 0.2	< 0.1	< 0.1	< 0.1	< 10	58.6	< 0.7	43.0	5	2.9	5.3	8.35
1033290	< 6	92.2	12	2.2	2.2	0.1	1.8	< 0.1	< 0.1	< 0.1	< 0.1	< 0.3	< 0.2	< 0.1	< 0.1	< 0.1	< 10	117	1.0	21.8	13	2.2	10.2	8.06
1033291	< 6	69.9	< 3	< 0.4	< 0.8	< 0.1	< 0.4	< 0.1	< 0.1	< 0.1	< 0.1	< 0.3	< 0.2	< 0.1	< 0.1	< 0.1	< 10	143	< 0.7	17.5	3	2.3	10.0	7.40
1033292	< 6	66.4	20	20.4	31.3	2.2	14.1	0.8	< 0.1	< 0.1	< 0.1	< 0.3	< 0.2	< 0.1	< 0.1	< 0.1	< 10	147	< 0.7	20.2	< 2	6.0	14.3	8.30
1033293	< 6	77.8	88	12.8	28.0	3.9	17.2	4.9	1.5	5.0	1.1	6.9	1.5	4.5	0.7	4.1	< 10	4.8	< 0.7	3.3	< 2	1.8	0.5	7.73
1033294	< 6	163	26	4.7	13.4	1.3	6.8	2.6	0.8	2.5	0.5	3.4	0.7	2.1	0.3	2.0	< 10	50.6	< 0.7	5.1	< 2	2.2	6.9	6.44
1033295	< 6	364	91	10.8	25.0	3.4	15.4	4.2	1.3	4.4	0.9	5.9	1.3	3.7	0.5	3.3	< 10	43.7	< 0.7	5.8	< 2	1.6	0.6	8.40
1033296	< 6	244	585	79.1	162	20.1	72.6	12.2	3.0	7.4	1.1	6.2	1.2	3.4	0.5	2.8	< 10	0.4	< 0.7	5.8	< 2	10.1	1.3	8.29
1033297	< 6	88.2	7	0.8	1.4	0.1	0.8	< 0.1	< 0.1	< 0.1	< 0.1	< 0.3	< 0.2	< 0.1	< 0.1	< 0.1	< 10	153	< 0.7	18.3	4	1.1	5.0	7.98
1033298	< 6	68.8	< 3	< 0.4	< 0.8	< 0.1	0.6	< 0.1	< 0.1	< 0.1	< 0.1	< 0.3	< 0.2	< 0.1	< 0.1	< 0.1	< 10	109	< 0.7	5.6	18	2.1	10.0	10.5
1033299	< 6	131	12	28.4	57.2	4.9	31.2	1.3	0.1	< 0.1	< 0.1	< 0.3	< 0.2	< 0.1	< 0.1	< 0.1	< 10	56.8	< 0.7	22.5	< 2	4.5	5.7	10.8
1033300	< 6	53.4	50	2.7	9.1	0.8	6.0	0.3	< 0.1	< 0.1	< 0.1	< 0.3	< 0.2	< 0.1	< 0.1	< 0.1	< 10	138	< 0.7	13.2	< 2	2.9	5.9	9.68
1033301	< 6	112	< 3	0.6	< 0.8	< 0.1	0.5	< 0.1	< 0.1	< 0.1	< 0.1	< 0.3	< 0.2	< 0.1	< 0.1	< 0.1	< 10	36.9	< 0.7	18.4	3	1.2	2.8	9.61
1033302	< 6	74.1	4	6.6	6.4	0.1	1.6	< 0.1	< 0.1	< 0.1	< 0.1	< 0.3	< 0.2	< 0.1	< 0.1	< 0.1	< 10	27.3	< 0.7	11.0	< 2	1.8	3.8	10.2
1033303	< 6	92.3	< 3	< 0.4	< 0.8	< 0.1	< 0.4	< 0.1	< 0.1	< 0.1	< 0.1	< 0.3	< 0.2	< 0.1	< 0.1	< 0.1	< 10	37.7	< 0.7	16.8	< 2	2.2	4.8	10.1
1033304	< 6	< 0.1	21	< 0.4	< 0.8	< 0.1	< 0.4	0.2	< 0.1	0.2	< 0.1	< 0.3	< 0.2	0.2	< 0.1	0.1	< 10	< 0.2	< 0.7	< 0.1	< 2	< 0.1	< 0.1	0.19
1033305	< 6	52.0	9	< 0.4	< 0.8	< 0.1	< 0.4	< 0.1	< 0.1	< 0.1	< 0.1	< 0.3	< 0.2	< 0.1	< 0.1	< 0.1	< 10	83.3	< 0.7	11.0	< 2	1.8	8.1	9.09
1033306	< 6	78.7	11	< 0.4	< 0.8	< 0.1	< 0.4	< 0.1	< 0.1	< 0.1	< 0.1	< 0.3	< 0.2	< 0.1	< 0.1	< 0.1	< 10	55.7	< 0.7	17.0	12	3.3	14.2	9.33

Analyte Symbol	Te	Cs	Ba	La	Ce	Pr	Nd	Sm	Eu	Gd	Tb	Dy	Ho	Er	Tm	Yb	Hf	Ta	W	Tl	Bi	Th	U	Al
Unit Symbol	ppm	ppm	ppm	ppm	ppm	ppm	ppm	ppm	ppm	ppm	ppm	ppm	ppm	ppm	ppm	ppm	ppm	ppm	ppm	ppm	ppm	ppm	ppm	%
Detection Limit	6	0.1	3	0.4	0.8	0.1	0.4	0.1	0.1	0.1	0.1	0.3	0.2	0.1	0.1	0.1	10	0.2	0.7	0.1	2	0.1	0.1	0.01
Analysis Method	FUS-MS-Na2O2	FUS-MS-Na2O2	FUS-MS-Na2O2	FUS-MS-Na2O2	FUS-MS-Na2O2	FUS-MS-Na2O2	FUS-MS-Na2O2	FUS-MS-Na2O2	FUS-MS-Na2O2	FUS-MS-Na2O2	FUS-MS-Na2O2	FUS-MS-Na2O2	FUS-MS-Na2O2	FUS-MS-Na2O2	FUS-MS-Na2O2	FUS-MS-Na2O2	FUS-MS-Na2O2	FUS-MS-Na2O2	FUS-MS-Na2O2	FUS-MS-Na2O2	FUS-MS-Na2O2	FUS-MS-Na2O2	FUS-MS-Na2O2	FUS-Na2O2
1033307	< 6	41.9	5	0.9	1.7	0.1	0.9	< 0.1	< 0.1	< 0.1	< 0.1	< 0.3	< 0.2	< 0.1	< 0.1	< 0.1	< 10	77.0	< 0.7	5.6	3	2.9	11.0	9.58
1033308	< 6	48.8	13	1.5	2.1	0.2	1.3	0.1	< 0.1	< 0.1	< 0.1	< 0.3	< 0.2	< 0.1	< 0.1	< 0.1	< 10	38.1	0.8	12.7	7	2.5	5.6	8.94
1033309	< 6	44.6	21	< 0.4	< 0.8	< 0.1	< 0.4	< 0.1	< 0.1	< 0.1	< 0.1	< 0.3	< 0.2	< 0.1	< 0.1	< 0.1	< 10	44.5	< 0.7	10.1	< 2	3.3	10.8	9.32
1033310	< 6	28.6	11	1.4	2.8	0.1	1.3	0.1	< 0.1	< 0.1	< 0.1	< 0.3	< 0.2	< 0.1	< 0.1	< 0.1	< 10	36.5	3.6	4.4	3	3.8	6.0	7.82
1033311	< 6	57.8	6	< 0.4	< 0.8	< 0.1	< 0.4	< 0.1	< 0.1	< 0.1	< 0.1	< 0.3	< 0.2	< 0.1	< 0.1	< 0.1	< 10	31.3	0.7	13.1	4	1.8	9.0	8.36
1033312	< 6	58.7	32	1.0	1.0	< 0.1	0.7	< 0.1	< 0.1	0.1	< 0.1	< 0.3	< 0.2	< 0.1	< 0.1	< 0.1	< 10	59.3	0.8	13.1	4	2.7	8.7	8.75
1033313	< 6	191	49	1.7	3.7	0.5	2.5	0.7	0.2	0.9	0.2	1.6	0.4	1.4	0.2	1.4	< 10	41.6	7.2	10.7	6	1.1	3.7	8.09
1033314																								
1033315																								
1033316																								
1033317																								
1033318																								
1033319																								
1033320																								
1033321																								
1033322																								
1033323	< 6	27.2	66	1.1	2.5	0.3	1.4	0.3	< 0.1	0.3	< 0.1	0.3	< 0.2	0.1	< 0.1	< 0.1	< 10	46.0	< 0.7	4.7	3	0.9	4.1	7.93
1033324																								
1033325																								
1033326																								
1033327																								
1033328	< 6	50.6	92	4.2	8.7	1.1	5.0	0.9	0.3	0.6	< 0.1	0.5	< 0.2	0.2	< 0.1	0.2	< 10	63.2	1.5	7.8	< 2	2.5	18.0	9.27
1033329	< 6	37.4	20	0.5	1.1	0.1	0.7	0.2	< 0.1	< 0.1	< 0.1	< 0.3	< 0.2	< 0.1	< 0.1	< 0.1	< 10	67.3	< 0.7	6.4	< 2	1.7	3.1	9.24
1033330	< 6	39.9	33	0.6	1.5	0.2	0.8	0.1	< 0.1	0.1	< 0.1	< 0.3	< 0.2	< 0.1	< 0.1	< 0.1	< 10	109	< 0.7	6.6	< 2	3.4	8.5	8.53
1033331	< 6	36.1	18	0.5	1.3	0.2	0.9	0.2	< 0.1	0.1	< 0.1	< 0.3	< 0.2	< 0.1	< 0.1	< 0.1	< 10	95.1	1.7	7.4	< 2	1.0	3.4	8.30
1033332	< 6	69.9	13	0.4	< 0.8	< 0.1	0.5	< 0.1	< 0.1	< 0.1	< 0.1	< 0.3	< 0.2	< 0.1	< 0.1	< 0.1	< 10	31.7	< 0.7	33.5	< 2	0.5	2.0	7.34
1033333	< 6	57.0	8	0.7	2.4	0.3	1.3	0.1	< 0.1	< 0.1	< 0.1	< 0.3	< 0.2	< 0.1	< 0.1	< 0.1	< 10	97.7	< 0.7	23.1	< 2	1.2	4.8	8.63
1033334	< 6	52.3	18	0.7	1.9	0.3	1.2	0.3	< 0.1	0.2	< 0.1	< 0.3	< 0.2	< 0.1	< 0.1	< 0.1	< 10	83.8	1.8	14.4	< 2	2.4	2.9	7.86
1033335	< 6	462	251	7.0	17.6	2.4	9.6	2.5	0.9	2.1	0.4	2.8	0.6	1.7	0.2	1.6	< 10	8.4	1.6	23.2	< 2	1.3	0.8	7.88
1033336	< 6	43.8	16	4.6	6.9	0.7	6.2	0.5	0.1	0.3	< 0.1	< 0.3	< 0.2	< 0.1	< 0.1	< 0.1	< 10	74.8	< 0.7	3.9	< 2	2.8	4.5	8.05
1033337	< 6	762	153	8.1	20.1	2.6	10.4	2.5	0.8	2.3	0.4	2.9	0.6	1.7	0.3	1.6	< 10	35.7	2.0	33.4	< 2	1.6	1.5	8.14
1033338	< 6	171	79	14.2	33.1	4.3	17.3	3.8	1.2	3.2	0.6	3.6	0.7	2.1	0.3	2.0	< 10	6.2	< 0.7	7.1	< 2	1.6	0.5	8.08
1033339	< 6	41.9	10	1.0	1.1	< 0.1	0.9	< 0.1	< 0.1	< 0.1	< 0.1	< 0.3	< 0.2	< 0.1	< 0.1	< 0.1	< 10	65.9	< 0.7	7.5	< 2	2.0	3.8	8.69
1033340	< 6	66.3	51	< 0.4	< 0.8	< 0.1	< 0.4	< 0.1	< 0.1	< 0.1	< 0.1	< 0.3	< 0.2	< 0.1	< 0.1	< 0.1	< 10	174	1.8	16.0	< 2	2.5	6.7	7.98
1033341	< 6	45.5	19	< 0.4	< 0.8	< 0.1	< 0.4	< 0.1	< 0.1	< 0.1	< 0.1	< 0.3	< 0.2	< 0.1	< 0.1	< 0.1	< 10	69.7	2.1	5.0	< 2	1.2	2.2	5.80
1033342	< 6	61.5	29	1.4	2.7	0.2	2.2	0.1	< 0.1	< 0.1	< 0.1	< 0.3	< 0.2	< 0.1	< 0.1	< 0.1	< 10	66.6	1.9	16.2	15	3.4	2.7	8.31
1033343	< 6	52.2	9	1.6	2.0	< 0.1	0.9	0.2	< 0.1	0.2	< 0.1	< 0.3	< 0.2	< 0.1	< 0.1	< 0.1	< 10	96.6	< 0.7	9.4	< 2	2.2	3.0	8.44
1033344	< 6	653	189	6.8	19.1	2.4	9.6	3.0	1.0	2.9	0.6	3.8	0.8	2.4	0.4	2.4	< 10	4.4	2.1	34.8	< 2	1.8	0.9	7.31
1033345	< 6	74.6	6	< 0.4	0.8	0.2	1.0	0.1	< 0.1	< 0.1	< 0.1	< 0.3	< 0.2	< 0.1	< 0.1	< 0.1	< 10	132	2.3	14.8	< 2	3.3	5.3	7.91
1033346	< 6	106	10	1.3	1.5	0.2	0.9	< 0.1	< 0.1	< 0.1	< 0.1	< 0.3	< 0.2	< 0.1	< 0.1	< 0.1	10	145	1.0	18.7	< 2	4.4	6.0	8.90
1033347	< 6	< 0.1	9	0.6	< 0.8	< 0.1	< 0.4	< 0.1	< 0.1	0.2	< 0.1	< 0.3	< 0.2	0.1	< 0.1	0.1	< 10	0.6	< 0.7	< 0.1	< 2	< 0.1	0.2	0.14
1033348	< 6	98.6	53	0.6	0.8	< 0.1	1.0	0.2	< 0.1	< 0.1	< 0.1	< 0.3	< 0.2	< 0.1	< 0.1	< 0.1	< 10	197	1.0	23.1	< 2	2.2	7.7	8.25
1033349																								
1033350																								
1033351																								
1033352																								
1033353																								
1033354																								
1033355																								
1033356	< 6	184	314	< 0.4	< 0.8	< 0.1	< 0.4	0.1	< 0.1	0.1	< 0.1	< 0.3	< 0.2	< 0.1	< 0.1	< 0.1	< 10	38.8	0.9	7.5	< 2	0.8	0.9	9.44
1033357	< 6	113	52	1.2	5.0	0.4	2.3	0.5	< 0.1	0.2	< 0.1	< 0.3	< 0.2	< 0.1	< 0.1	< 0.1	< 10	144	13.9	13.0	6	2.4	1.6	7.95

Analyte Symbol	Te	Cs	Ba	La	Ce	Pr	Nd	Sm	Eu	Gd	Tb	Dy	Ho	Er	Tm	Yb	Hf	Ta	W	Tl	Bi	Th	U	Al
Unit Symbol	ppm	ppm	ppm	ppm	ppm	ppm	ppm	ppm	ppm	ppm	ppm	ppm	ppm	ppm	ppm	ppm	ppm	ppm	ppm	ppm	ppm	ppm	ppm	%
Detection Limit	6	0.1	3	0.4	0.8	0.1	0.4	0.1	0.1	0.1	0.1	0.3	0.2	0.1	0.1	0.1	10	0.2	0.7	0.1	2	0.1	0.1	0.01
Analysis Method	FUS-MS-Na2O2	FUS-MS-Na2O2	FUS-MS-Na2O2	FUS-MS-Na2O2	FUS-MS-Na2O2	FUS-MS-Na2O2	FUS-MS-Na2O2	FUS-MS-Na2O2	FUS-MS-Na2O2	FUS-MS-Na2O2	FUS-MS-Na2O2	FUS-MS-Na2O2	FUS-MS-Na2O2	FUS-MS-Na2O2	FUS-MS-Na2O2	FUS-MS-Na2O2	FUS-MS-Na2O2	FUS-MS-Na2O2	FUS-MS-Na2O2	FUS-MS-Na2O2	FUS-MS-Na2O2	FUS-MS-Na2O2	FUS-MS-Na2O2	FUS-Na2O2
1033358	< 6	101	82	< 0.4	< 0.8	< 0.1	0.5	< 0.1	< 0.1	< 0.1	< 0.1	< 0.3	< 0.2	< 0.1	< 0.1	< 0.1	< 10	30.9	1.0	7.0	< 2	0.7	1.5	9.08
1033359	< 6	112	39	0.6	1.9	0.2	1.3	< 0.1	< 0.1	< 0.1	< 0.1	< 0.3	< 0.2	< 0.1	< 0.1	< 0.1	< 10	159	1.4	40.0	< 2	2.7	14.8	8.95
1033360	< 6	62.7	53	< 0.4	< 0.8	< 0.1	< 0.4	< 0.1	< 0.1	< 0.1	< 0.1	< 0.3	< 0.2	< 0.1	< 0.1	< 0.1	< 10	189	1.1	15.2	< 2	2.4	6.4	8.21
1033361	< 6	76.2	151	15.5	39.8	5.5	21.1	4.6	1.4	3.5	0.6	3.6	0.8	2.1	0.3	2.1	< 10	3.7	0.8	4.3	< 2	1.7	0.5	7.78
1033362																								
1033363																								
1033364																								
1033365																								
1033366																								
1033367																								
1033368	< 6	91.8	3	0.7	< 0.8	< 0.1	0.5	< 0.1	< 0.1	< 0.1	< 0.1	< 0.3	< 0.2	< 0.1	< 0.1	< 0.1	< 10	71.5	< 0.7	20.9	5	1.4	4.8	9.11
1033369																								
1033370	< 6	103	67	1.2	2.8	0.4	1.9	0.6	0.4	0.7	< 0.1	0.7	< 0.2	0.4	< 0.1	0.3	< 10	95.4	< 0.7	13.6	< 2	5.3	8.7	8.61
1033371	< 6	57.0	102	11.2	29.2	4.4	19.6	6.4	2.1	6.9	1.4	9.1	1.9	5.3	0.8	5.1	< 10	4.0	0.8	1.4	< 2	1.1	0.4	7.61
1033372																								
1033373																								
1033374																								
1033375	< 6	598	105	20.8	49.6	7.2	31.0	9.7	2.8	9.9	2.0	13.4	2.8	8.0	1.2	7.4	< 10	0.7	< 0.7	29.0	< 2	5.2	0.6	6.08
1033376	< 6	69.4	7	1.3	3.1	0.4	1.7	0.5	0.2	0.5	< 0.1	0.6	< 0.2	0.4	< 0.1	0.3	< 10	139	< 0.7	13.9	< 2	1.4	5.6	8.33
1033377	< 6	103	< 3	< 0.4	< 0.8	< 0.1	< 0.4	< 0.1	< 0.1	< 0.1	< 0.1	< 0.3	< 0.2	< 0.1	< 0.1	< 0.1	< 10	96.5	< 0.7	28.7	2	1.1	5.1	7.89
1033378	< 6	64.9	< 3	< 0.4	< 0.8	< 0.1	< 0.4	< 0.1	< 0.1	< 0.1	< 0.1	< 0.3	< 0.2	< 0.1	< 0.1	< 0.1	< 10	98.3	< 0.7	12.2	4	2.2	10.2	7.97
1033379	< 6	102	< 3	< 0.4	< 0.8	< 0.1	< 0.4	< 0.1	< 0.1	< 0.1	< 0.1	< 0.3	< 0.2	< 0.1	< 0.1	< 0.1	< 10	67.3	< 0.7	16.1	11	5.5	17.7	7.48
1033380	< 6	58.7	38	< 0.4	< 0.8	< 0.1	< 0.4	< 0.1	< 0.1	< 0.1	< 0.1	< 0.3	< 0.2	< 0.1	< 0.1	< 0.1	< 10	174	< 0.7	14.1	< 2	2.2	5.7	7.62
1033381	< 6	102	< 3	< 0.4	< 0.8	< 0.1	< 0.4	< 0.1	< 0.1	< 0.1	< 0.1	< 0.3	< 0.2	< 0.1	< 0.1	< 0.1	< 10	86.7	2.2	18.5	6	4.8	16.6	7.06
1033382	< 6	133	< 3	< 0.4	< 0.8	< 0.1	< 0.4	< 0.1	< 0.1	< 0.1	< 0.1	< 0.3	< 0.2	< 0.1	< 0.1	< 0.1	< 10	59.3	< 0.7	25.6	5	4.9	18.3	7.83
1033383	< 6	103	67	6.5	19.8	1.0	4.6	0.5	0.4	0.7	< 0.1	0.7	< 0.2	0.4	< 0.1	0.3	< 10	95.4	< 0.7	13.6	< 2	5.3	8.7	8.67
1033384	< 6	81.5	< 3	21.0	52.2	5.2	30.2	2.7	0.4	0.3	< 0.1	< 0.3	< 0.2	< 0.1	< 0.1	< 0.1	< 10	129	3.8	18.6	4	12.7	10.5	8.83
1033385	< 6	106	< 3	2.7	3.7	0.2	3.3	0.2	< 0.1	< 0.1	< 0.1	< 0.3	< 0.2	< 0.1	< 0.1	< 0.1	< 10	120	1.3	19.7	7	3.4	11.2	7.75
1033386	< 6	93.3	9	< 0.4	1.4	0.3	1.4	0.5	0.2	0.6	0.1	0.7	< 0.2	0.4	< 0.1	0.4	< 10	156	4.0	15.7	27	1.4	7.0	7.34
1033387	< 6	273	15	11.3	29.4	4.4	19.6	6.7	2.1	7.0	1.5	9.4	1.9	5.6	0.8	5.2	< 10	0.3	< 0.7	12.4	< 2	1.1	0.2	5.96
1033388																								
1033389																								
1033390	< 6	71.3	88	1.0	2.3	0.3	1.3	0.3	< 0.1	0.2	< 0.1	< 0.3	< 0.2	< 0.1	< 0.1	< 0.1	< 10	44.7	0.8	15.8	4	1.6	13.5	6.02
1033391																								
1033392																								
1033393	< 6	65.8	24	1.2	3.7	0.4	1.8	0.4	< 0.1	0.2	< 0.1	< 0.3	< 0.2	0.1	< 0.1	0.1	< 10	80.6	15.9	8.1	30	2.7	11.3	7.43
1033394	< 6	78.9	38	2.1	10.1	1.2	4.6	1.4	< 0.1	0.8	0.2	1.0	< 0.2	0.5	< 0.1	0.5	< 10	94.3	18.1	13.0	89	5.2	21.6	7.09
1033395	< 6	52.2	41	13.0	40.5	4.2	13.3	2.3	0.7	2.0	0.5	3.2	0.7	2.2	0.3	2.1	< 10	22.4	26.4	2.3	17	2.8	2.9	7.23
1033396	< 6	6.5	25	4.0	10.3	1.4	6.2	2.1	0.7	2.4	0.5	3.7	0.8	2.4	0.4	2.4	< 10	2.3	3.0	0.7	< 2	0.7	0.6	7.20
1033397	< 6	84.4	154	30.8	69.8	5.7	23.5	1.5	0.2	0.2	< 0.1	< 0.3	< 0.2	0.1	< 0.1	0.1	< 10	97.0	< 0.7	17.9	26	4.0	12.5	7.30
1033398	< 6	75.8	132	< 0.4	< 0.8	< 0.1	< 0.4	< 0.1	< 0.1	< 0.1	< 0.1	< 0.3	< 0.2	< 0.1	< 0.1	< 0.1	< 10	59.7	1.7	11.3	11	1.3	10.3	7.72
1033399																								
1033400																								
1033401																								
1033402	< 6	127	407	< 0.4	< 0.8	< 0.1	< 0.4	< 0.1	< 0.1	< 0.1	< 0.1	< 0.3	< 0.2	< 0.1	< 0.1	< 0.1	< 10	24.2	< 0.7	30.9	5	0.4	2.6	8.51
1033404	< 6	123	172	31.0	84.6	7.9	32.9	2.7	0.4	0.4	< 0.1	< 0.3	< 0.2	< 0.1	< 0.1	< 0.1	< 10	38.0	< 0.7	21.2	5	8.7	10.0	8.27
1033405	< 6	121	149	< 0.4	< 0.8	< 0.1	< 0.4	< 0.1	< 0.1	< 0.1	< 0.1	< 0.3	< 0.2	< 0.1	< 0.1	< 0.1	< 10	38.5	< 0.7	16.7	22	0.4	2.9	6.13
1033406	< 6	112	139	< 0.4	< 0.8	< 0.1	< 0.4	< 0.1	< 0.1	< 0.1	< 0.1	< 0.3	< 0.2	< 0.1	< 0.1	< 0.1	< 10	60.2	< 0.7	16.0	69	1.2	8.6	8.04
1033407																								
1033408																								
1033409	< 6	73.8	93	< 0.4	< 0.8	< 0.1	0.6	0.2	< 0.1	0.3	< 0.1	0.3	< 0.2	0.2	< 0.1	0.1	< 10	47.6	< 0.7	17.6	21	1.5	4.4	8.44

Analyte Symbol	Te	Cs	Ba	La	Ce	Pr	Nd	Sm	Eu	Gd	Tb	Dy	Ho	Er	Tm	Yb	Hf	Ta	W	Tl	Bi	Th	U	Al
Unit Symbol	ppm	ppm	ppm	ppm	ppm	ppm	ppm	ppm	ppm	ppm	ppm	ppm	ppm	ppm	ppm	ppm	ppm	ppm	ppm	ppm	ppm	ppm	ppm	%
Detection Limit	6	0.1	3	0.4	0.8	0.1	0.4	0.1	0.1	0.1	0.1	0.3	0.2	0.1	0.1	0.1	10	0.2	0.7	0.1	2	0.1	0.1	0.01
Analysis Method	FUS-MS-Na2O2	FUS-MS-Na2O2	FUS-MS-Na2O2	FUS-MS-Na2O2	FUS-MS-Na2O2	FUS-MS-Na2O2	FUS-MS-Na2O2	FUS-MS-Na2O2	FUS-MS-Na2O2	FUS-MS-Na2O2	FUS-MS-Na2O2	FUS-MS-Na2O2	FUS-MS-Na2O2	FUS-MS-Na2O2	FUS-MS-Na2O2	FUS-MS-Na2O2	FUS-MS-Na2O2	FUS-MS-Na2O2	FUS-MS-Na2O2	FUS-MS-Na2O2	FUS-MS-Na2O2	FUS-MS-Na2O2	FUS-MS-Na2O2	FUS-Na2O2
1033410	< 6	98.2	92	0.5	2.7	0.3	1.3	< 0.1	< 0.1	< 0.1	< 0.1	< 0.3	< 0.2	< 0.1	< 0.1	< 0.1	< 10	47.7	< 0.7	16.1	32	1.9	8.4	7.04
1033411	< 6	92.7	60	< 0.4	< 0.8	< 0.1	< 0.4	< 0.1	< 0.1	< 0.1	< 0.1	< 0.3	< 0.2	< 0.1	< 0.1	< 0.1	< 10	74.2	< 0.7	11.3	12	1.3	8.1	7.05
1033412	< 6	< 0.1	34	0.6	< 0.8	0.1	0.5	< 0.1	< 0.1	0.2	< 0.1	< 0.3	< 0.2	0.2	< 0.1	0.2	< 10	0.5	0.9	< 0.1	< 2	< 0.1	0.2	0.32
1033413	< 6	109	73	4.4	13.6	1.2	5.4	< 0.1	< 0.1	< 0.1	< 0.1	< 0.3	< 0.2	< 0.1	< 0.1	< 0.1	< 10	51.0	< 0.7	20.3	13	2.3	9.0	7.84
1033414	< 6	40.1	25	< 0.4	0.9	0.2	1.3	0.2	0.1	0.3	< 0.1	0.3	< 0.2	0.2	< 0.1	0.1	< 10	65.4	< 0.7	5.5	8	2.1	5.5	7.74
1033415																								
1033416																								
1033417	< 6	117	9	< 0.4	< 0.8	< 0.1	< 0.4	< 0.1	< 0.1	0.1	< 0.1	< 0.3	< 0.2	0.1	< 0.1	0.1	< 10	86.6	< 0.7	16.0	< 2	4.0	8.7	9.57
1033418	< 6	144	40	< 0.4	< 0.8	< 0.1	< 0.4	< 0.1	< 0.1	< 0.1	< 0.1	< 0.3	< 0.2	< 0.1	< 0.1	< 0.1	< 10	89.6	< 0.7	23.2	< 2	3.7	7.0	7.42
1033419	< 6	56.6	61	6.1	16.8	2.6	11.7	3.8	1.5	4.2	0.8	5.5	1.1	3.4	0.5	3.1	< 10	< 0.2	< 0.7	1.1	< 2	0.7	0.2	7.64
1033420																								
1033421																								
1033422	< 6	134	12	< 0.4	< 0.8	< 0.1	< 0.4	0.1	< 0.1	0.3	< 0.1	0.4	< 0.2	0.2	< 0.1	0.2	< 10	114	< 0.7	16.6	3	2.5	6.0	8.53
1033423																								

Analyte Symbol	Ca	Fe	K	Mg	P	S	Si	Ti	Li	Ag	Al	As	Ba	Be	Bi	Ca	Cd	Co	Cr	Cu	Fe	Ga	Hg	K
Unit Symbol	%	%	%	%	%	%	%	%	%	ppm	%	ppm	ppm	ppm	ppm	%	ppm	ppm	ppm	ppm	%	ppm	ppm	%
Detection Limit	0.01	0.05	0.1	0.01	0.005	0.01	0.01	0.01	0.01	0.3	0.01	3	7	1	2	0.01	0.3	1	1	1	0.01	1	1	0.01
Analysis Method	FUS-Na2O2	FUS-Na2O2	FUS-Na2O2	FUS-Na2O2	FUS-Na2O2	FUS-ICP	FUS-Na2O2	FUS-Na2O2	FUS-Na2O2	TD-ICP	TD-ICP	TD-ICP	TD-ICP	TD-ICP	TD-ICP	TD-ICP	TD-ICP	TD-ICP	TD-ICP	TD-ICP	TD-ICP	TD-ICP	TD-ICP	TD-ICP
1033001	0.36	0.52	1.2	0.05	0.160		37.5	0.01	0.50	< 0.3	3.95	7	109	223	8	0.39	< 0.3	< 1	6	2	0.49	66	< 1	1.20
1033002	0.51	0.43	1.1	0.03	0.113		38.9	< 0.01	0.50	< 0.3	4.33	4	< 7	182	6	0.18	< 0.3	< 1	51	3	0.39	71	< 1	1.12
1033003	5.07	10.1	0.5	2.75	0.092		25.8	1.16	0.34	< 0.3	4.11	5	36	3	< 2	5.58	0.6	49	71	99	9.64	26	< 1	0.46
1033004	4.52	12.7	1.0	3.06	0.093		23.4	1.20	0.32	< 0.3	3.90	6	501	3	< 2	4.84	1.0	52	130	196	11.8	23	< 1	0.98
1033005	3.36	6.12	1.1	1.56	0.125		28.9	0.70	0.04	< 0.3	4.00	6	129	73	< 2	3.59	0.3	31	12	77	5.73	39	< 1	1.12
1033006	1.23	2.01	1.3	0.37	0.543		34.8	0.16	0.89	< 0.3	4.06	< 3	67	259	3	1.39	1.0	7	8	17	1.77	72	< 1	1.16
1033007	0.54	0.81	0.4	0.02	0.363		32.5	< 0.01	0.07	< 0.3	3.87	< 3	< 7	126	3	0.62	0.8	< 1	77	1	0.51	48	< 1	0.34
1033008										< 0.3	3.18	7	287	16	< 2	3.43	1.1	26	90	68	12.3	23	< 1	0.44
1033009										< 0.3	3.95	< 3	276	71	13	2.91	0.5	13	17	37	7.91	47	< 1	0.71
1033010										< 0.3	2.83	< 3	41	19	< 2	5.79	1.5	31	107	132	17.7	18	2	0.36
1033011										< 0.3	4.48	8	56	327	4	1.41	0.7	7	67	20	2.07	56	< 1	0.67
1033012										< 0.3	3.54	< 3	307	28	5	4.80	0.7	37	92	73	8.26	28	< 1	0.61
1033013										0.4	2.62	6	86	7	< 2	4.83	1.2	30	101	266	15.8	17	< 1	0.23
1033014										0.4	2.85	10	45	8	< 2	5.60	1.6	34	16	349	17.0	18	< 1	0.20
1033015										0.3	3.18	7	98	4	< 2	6.61	1.3	41	20	91	16.4	21	3	0.29
1033016										< 0.3	3.38	< 3	92	61	3	4.34	1.0	35	29	99	9.90	32	< 1	0.84
1033017										0.3	2.78	< 3	141	2	< 2	3.67	1.1	26	18	50	12.3	18	1	0.32
1033018										< 0.3	3.49	6	345	2	2	4.50	1.1	38	22	62	11.3	22	4	0.35
1033019										< 0.3	3.16	8	153	4	< 2	5.56	1.2	43	69	162	13.9	21	2	0.27
1033020										< 0.3	3.17	< 3	24	135	3	0.11	0.5	< 1	186	4	0.27	62	< 1	1.34
1033021										< 0.3	3.49	10	209	4	< 2	7.37	1.7	45	21	15	11.6	24	5	0.33
1033022	4.55	10.4	0.6	2.48	0.103		26.8	1.08	0.14	< 0.3	3.65	5	238	6	< 2	4.80	0.5	43	70	28	9.63	22	< 1	0.63
1033023	0.59	0.57	2.4	0.04	0.271		37.6	0.02	0.02	< 0.3	3.62	< 3	< 7	263	5	0.58	0.5	< 1	42	1	0.43	62	< 1	2.19
1033024	0.51	0.56	1.9	0.01	0.304		37.3	< 0.01	0.02	< 0.3	3.34	6	< 7	284	2	0.58	0.7	< 1	6	1	0.49	63	< 1	1.78
1033025										< 0.3	3.55	< 3	115	7	5	4.45	0.6	29	71	40	10.9	28	< 1	0.76
1033026										< 0.3	4.32	8	13	165	5	0.85	< 0.3	1	44	4	0.38	59	< 1	0.17
1033027										< 0.3	3.51	< 3	81	2	< 2	4.94	1.1	32	36	22	10.9	25	< 1	0.64
1033028										< 0.3	3.67	< 3	10	100	3	0.21	< 0.3	< 1	17	2	0.16	42	< 1	3.14
1033029										< 0.3	3.45	< 3	331	7	3	4.62	1.1	34	89	42	11.3	27	< 1	1.04
1033030										< 0.3	3.30	6	181	11	< 2	4.69	1.2	32	69	46	11.2	25	< 1	0.77
1033031										< 0.3	4.61	< 3	37	32	< 2	1.86	< 0.3	17	10	83	4.41	49	< 1	0.44
1033032										< 0.3	3.50	4	89	19	5	4.88	0.9	34	120	57	11.1	26	3	0.87
1033033										< 0.3	3.75	< 3	26	69	4	0.19	< 0.3	< 1	33	3	0.22	34	< 1	2.25
1033034										< 0.3	3.30	< 3	262	12	3	6.14	0.5	39	38	112	10.4	24	< 1	1.12
1033035										< 0.3	3.70	< 3	162	15	2	5.61	0.5	40	176	71	7.40	23	< 1	0.54
1033036										0.4	4.40	14	587	31	2	4.74	0.4	45	274	151	7.25	26	< 1	1.06
1033037										0.4	4.16	< 3	267	3	3	6.04	0.7	61	427	134	7.94	22	< 1	0.99
1033038										< 0.3	3.95	< 3	225	< 1	2	6.04	0.6	56	524	115	8.61	21	< 1	0.67
1033039										< 0.3	3.90	< 3	186	2	4	6.79	0.6	54	410	82	8.31	20	< 1	0.66
1033040										< 0.3	4.32	< 3	46	147	5	0.14	0.4	< 1	92	4	0.32	66	< 1	1.66
1033041										< 0.3	4.08	< 3	< 7	195	3	0.16	0.3	< 1	41	2	0.33	64	1	1.66
1033042										< 0.3	4.27	< 3	11	238	3	0.15	0.3	< 1	33	2	0.37	66	< 1	1.98
1033043										< 0.3	3.56	7	65	10	< 2	11.3	1.1	51	208	102	7.90	21	< 1	0.33
1033044										< 0.3	3.90	< 3	262	6	< 2	6.33	0.6	52	397	94	8.68	20	< 1	1.01
1033045										< 0.3	4.33	< 3	42	188	4	0.57	0.3	2	73	6	0.54	59	< 1	1.38
1033046										0.5	4.01	< 3	768	2	3	6.67	0.7	53	298	129	8.72	21	< 1	1.09
1033047	4.60	8.97	1.0	2.01	0.259		26.7	1.38	0.14	0.3	4.17	5	150	6	< 2	5.07	1.3	26	15	103	8.83	26	< 1	1.01
1033048	0.23	0.38	1.4	0.06	0.080		24.2	0.03	0.01	< 0.3	3.80	< 3	34	125	3	0.24	< 0.3	< 1	135	6	0.36	72	< 1	1.41
1033049	0.13	0.17	1.8	0.01	0.065		37.7	< 0.01	0.03	< 0.3	4.18	4	11	238	3	0.10	< 0.3	< 1	80	4	0.17	70	< 1	1.63
1033050	0.13	0.24	1.9	0.02	0.088		37.9	< 0.01	0.41	< 0.3	4.15	5	12	222	4	0.13	< 0.3	< 1	9	3	0.22	71	< 1	1.70
1033051	0.21	0.31	2.6	0.04	0.081		33.0	< 0.01	0.22	< 0.3	4.03	< 3	12	217	2	0.15	< 0.3	< 1	7	7	0.26	65	< 1	2.39

Analyte Symbol	Ca	Fe	K	Mg	P	S	Si	Ti	Li	Ag	Al	As	Ba	Be	Bi	Ca	Cd	Co	Cr	Cu	Fe	Ga	Hg	K
Unit Symbol	%	%	%	%	%	%	%	%	%	ppm	%	ppm	ppm	ppm	ppm	%	ppm	ppm	ppm	ppm	%	ppm	ppm	%
Detection Limit	0.01	0.05	0.1	0.01	0.005	0.01	0.01	0.01	0.01	0.3	0.01	3	7	1	2	0.01	0.3	1	1	1	0.01	1	1	0.01
Analysis Method	FUS-Na2O2	FUS-Na2O2	FUS-Na2O2	FUS-Na2O2	FUS-Na2O2	FUS-ICP	FUS-Na2O2	FUS-Na2O2	FUS-Na2O2	TD-ICP	TD-ICP	TD-ICP	TD-ICP	TD-ICP	TD-ICP	TD-ICP	TD-ICP	TD-ICP	TD-ICP	TD-ICP	TD-ICP	TD-ICP	TD-ICP	TD-ICP
1033052										< 0.3	4.33	12	117	5	< 2	8.14	0.4	41	119	73	7.54	21	< 1	0.40
1033053										< 0.3	4.37	6	52	220	3	1.45	0.4	6	70	12	1.09	60	< 1	1.71
1033054										< 0.3	4.01	6	133	4	4	8.88	0.4	38	201	68	7.16	20	< 1	0.52
1033055										< 0.3	3.98	4	9	351	6	0.18	< 0.3	< 1	64	3	0.29	61	< 1	1.06
1033056										< 0.3	4.04	< 3	11	77	5	0.23	< 0.3	< 1	112	2	0.19	42	< 1	4.84
1033057										< 0.3	3.57	< 3	< 7	274	5	0.12	< 0.3	< 1	13	3	0.32	77	< 1	1.00
1033058										0.9	3.27	< 3	8	373	23	0.14	< 0.3	< 1	10	3	0.21	60	< 1	1.63
1033059										< 0.3	3.40	< 3	9	197	6	0.10	< 0.3	< 1	96	2	0.19	52	< 1	2.03
1033060										< 0.3	4.53	5	41	147	4	0.13	0.5	< 1	113	4	0.31	67	< 1	1.58
1033061										< 0.3	4.53	< 3	< 7	278	3	0.09	< 0.3	< 1	7	2	0.28	66	< 1	1.57
1033062										< 0.3	4.23	< 3	< 7	292	6	0.16	< 0.3	< 1	40	1	0.16	59	< 1	0.95
1033063										< 0.3	4.43	< 3	196	3	3	8.69	0.4	44	148	69	7.42	22	< 1	0.63
1033064										< 0.3	4.29	< 3	64	128	3	0.82	0.6	4	48	10	0.68	39	< 1	2.56
1033065										< 0.3	4.62	5	188	156	2	3.35	0.4	30	285	94	4.71	32	< 1	1.26
1033066										0.3	4.77	< 3	135	3	3	4.52	0.4	42	240	68	7.78	23	< 1	1.64
1033067										< 0.3	3.54	< 3	22	135	2	0.31	< 0.3	1	41	4	0.27	44	< 1	0.25
1033068										< 0.3	3.30	< 3	209	3	3	7.91	0.6	50	584	74	7.39	19	< 1	0.67
1033069										0.6	4.52	< 3	21	330	4	0.70	< 0.3	4	77	22	0.65	51	< 1	0.11
1033070	4.68	9.04	0.8	2.25	0.226		26.1	1.40	0.15	< 0.3	4.05	3	183	8	4	4.96	0.7	30	111	101	8.48	25	< 1	0.83
1033071	0.19	0.21	1.0	0.02	0.059		32.5	< 0.01	< 0.01	< 0.3	4.26	9	37	308	4	0.15	< 0.3	< 1	51	6	0.20	68	< 1	1.06
1033072	0.14	0.20	2.6	0.01	0.087		32.1	< 0.01	< 0.01	< 0.3	3.81	4	< 7	249	3	0.14	< 0.3	< 1	39	6	0.15	59	< 1	2.56
1033073	0.19	0.19	1.4	0.02	0.082		33.7	< 0.01	< 0.01	< 0.3	4.08	< 3	9	200	4	0.18	< 0.3	< 1	73	13	0.18	59	< 1	1.52
1033074	0.16	0.19	2.5	0.02	0.134		33.0	< 0.01	0.07	< 0.3	4.06	< 3	9	162	4	0.17	< 0.3	< 1	9	18	0.18	58	< 1	2.66
1033075	0.40	0.58	1.5	0.10	0.180		33.9	0.06	0.02	< 0.3	4.58	< 3	26	307	4	0.45	< 0.3	2	57	20	0.55	69	< 1	1.53
1033076	4.21	8.64	1.1	1.92	0.229		25.8	1.26	0.18	< 0.3	4.12	4	214	5	< 2	4.39	0.6	28	13	97	8.34	27	< 1	1.16
1033077										0.3	3.88	< 3	191	2	< 2	4.26	0.8	28	11	129	8.19	24	< 1	0.58
1033078										< 0.3	4.37	< 3	270	14	7	7.17	0.3	42	314	82	7.48	24	< 1	0.65
1033079	0.34	0.70	0.9	0.32	0.087		33.5	0.07	0.01	< 0.3	4.16	< 3	28	230	3	0.31	< 0.3	3	26	67	0.54	60	< 1	0.86
1033080	0.15	0.33	1.7	0.02	0.069		38.3	< 0.01	0.83	< 0.3	3.75	5	35	139	3	0.12	0.4	< 1	48	6	0.29	64	< 1	1.64
1033081	0.26	0.37	0.1	0.25	0.043		33.4	0.03	0.01	< 0.3	4.43	< 3	17	106	3	0.30	0.8	2	11	2	0.37	57	< 1	0.12
1033082										0.3	3.51	< 3	195	4	< 2	5.89	0.8	50	272	101	7.02	18	< 1	0.85
1033083										< 0.3	3.37	< 3	70	< 1	< 2	7.40	0.5	51	308	120	7.89	18	< 1	0.27
1033084										< 0.3	3.34	< 3	10	115	2	0.14	< 0.3	< 1	10	7	0.21	66	< 1	2.03
1033085										< 0.3	4.11	< 3	< 7	246	5	0.17	0.3	< 1	6	2	0.22	55	< 1	1.75
1033086										< 0.3	4.24	4	< 7	209	4	0.11	< 0.3	< 1	5	2	0.21	61	< 1	1.91
1033087										< 0.3	3.51	< 3	< 7	166	3	0.12	< 0.3	< 1	8	5	0.21	54	< 1	1.61
1033088									1.44	< 0.3	4.73	< 3	< 7	198	4	0.08	< 0.3	< 1	5	3	0.37	80	< 1	1.56
1033089										< 0.3	4.19	< 3	52	851	4	1.43	0.5	2	17	20	0.45	50	< 1	0.92
1033090										0.3	3.51	< 3	278	3	< 2	7.44	0.6	49	353	98	7.22	20	< 1	1.01
1033091										< 0.3	4.02	< 3	158	44	3	10.2	0.6	39	240	35	6.58	30	2	0.32
1033092										< 0.3	3.41	< 3	271	8	< 2	9.26	0.8	54	251	85	9.14	18	< 1	0.69
1033093										< 0.3	3.57	< 3	158	4	< 2	8.18	1.1	60	328	117	9.59	19	< 1	0.64
1033094										< 0.3	4.45	3	376	48	< 2	5.02	0.6	38	188	53	6.30	39	< 1	1.58
1033095										0.3	4.04	< 3	251	2	2	6.20	0.8	55	258	97	9.07	20	< 1	0.91
1033096										< 0.3	3.91	7	125	2	< 2	7.85	1.6	56	249	123	10.2	22	5	0.57
1033097										< 0.3	3.30	< 3	< 7	117	2	0.14	< 0.3	< 1	13	3	0.25	62	< 1	1.18
1033098										< 0.3	3.64	< 3	10	202	2	0.14	< 0.3	< 1	5	1	0.20	41	< 1	2.40
1033099										< 0.3	4.57	4	7	247	2	0.11	< 0.3	< 1	3	1	0.23	60	< 1	2.10
1033100										< 0.3	4.07	5	40	145	4	0.13	0.4	< 1	39	3	0.29	65	< 1	1.69
1033101										< 0.3	4.03	< 3	< 7	142	4	0.10	4.8	< 1	4	2	0.29	59	< 1	1.71
1033102									1.22	< 0.3	4.53	8	14	148	3	0.19	< 0.3	< 1	5	2	0.37	72	< 1	1.59

Analyte Symbol	Ca	Fe	K	Mg	P	S	Si	Ti	Li	Ag	Al	As	Ba	Be	Bi	Ca	Cd	Co	Cr	Cu	Fe	Ga	Hg	K
Unit Symbol	%	%	%	%	%	%	%	%	%	ppm	%	ppm	ppm	ppm	ppm	%	ppm	ppm	ppm	ppm	%	ppm	ppm	%
Detection Limit	0.01	0.05	0.1	0.01	0.005	0.01	0.01	0.01	0.01	0.3	0.01	3	7	1	2	0.01	0.3	1	1	1	0.01	1	1	0.01
Analysis Method	FUS-Na2O2	FUS-Na2O2	FUS-Na2O2	FUS-Na2O2	FUS-Na2O2	FUS-ICP	FUS-Na2O2	FUS-Na2O2	FUS-Na2O2	TD-ICP	TD-ICP	TD-ICP	TD-ICP	TD-ICP	TD-ICP	TD-ICP	TD-ICP	TD-ICP	TD-ICP	TD-ICP	TD-ICP	TD-ICP	TD-ICP	TD-ICP
1033103										< 0.3	0.04	< 3	41	< 1	< 2	30.1	< 0.3	< 1	5	3	0.09	< 1	1	0.02
1033104									1.62	< 0.3	4.86	7	7	150	5	0.19	1.0	< 1	6	2	0.46	85	< 1	1.47
1033105										< 0.3	3.90	< 3	16	224	3	0.11	< 0.3	< 1	5	2	0.31	60	< 1	2.75
1033106										< 0.3	3.96	4	< 7	434	4	0.08	< 0.3	< 1	6	2	0.34	57	< 1	2.02
1033107										< 0.3	4.54	< 3	< 7	248	4	0.12	< 0.3	< 1	5	2	0.29	78	< 1	0.88
1033108										< 0.3	4.14	< 3	< 7	194	4	0.16	< 0.3	< 1	4	2	0.21	64	1	1.83
1033109										< 0.3	3.84	6	< 7	137	4	0.21	< 0.3	< 1	4	3	0.20	55	< 1	2.35
1033110										< 0.3	4.12	< 3	< 7	424	4	0.24	< 0.3	< 1	3	1	0.19	65	< 1	2.14
1033111										0.3	4.16	5	70	342	2	0.70	0.5	4	7	56	1.28	52	< 1	0.99
1033112										< 0.3	3.95	7	100	49	< 2	5.36	0.4	33	191	28	6.17	30	< 1	0.63
1033113										< 0.3	3.30	< 3	61	1	< 2	8.61	0.4	49	313	51	7.45	17	< 1	0.30
1033114										< 0.3	3.31	< 3	55	< 1	< 2	10.1	0.5	44	290	62	7.30	18	< 1	0.23
1033115										< 0.3	3.30	5	202	1	< 2	8.61	< 0.3	48	337	66	7.37	19	< 1	0.47
1033116	7.55	7.15	0.5	6.19	0.221		24.1	0.74	0.08	< 0.3	3.13	< 3	82	3	< 2	7.53	0.6	47	556	69	6.55	16	< 1	0.46
1033117	0.55	0.44	1.3	0.19	0.089		33.9	0.02	< 0.01	< 0.3	3.87	7	45	122	4	0.55	< 0.3	1	13	8	0.38	45	< 1	1.20
1033118	4.47	3.81	0.8	3.36	0.162		29.0	0.36	0.03	< 0.3	3.63	< 3	101	110	< 2	4.78	< 0.3	23	217	17	3.51	30	< 1	0.74
1033119	8.39	7.44	0.6	7.16	0.217		21.8	0.72	0.07	< 0.3	3.14	< 3	98	6	< 2	8.42	0.5	47	287	65	6.90	18	< 1	0.55
1033120	0.22	0.41	1.7	0.09	0.071		33.3	0.01	0.82	< 0.3	3.72	8	38	136	3	0.13	0.3	< 1	47	4	0.29	62	< 1	1.63
1033121	0.98	1.13	0.7	0.69	0.152		37.5	0.09	0.04	< 0.3	3.82	5	92	102	4	1.15	< 0.3	6	40	16	1.06	42	< 1	0.73
1033122	7.24	6.28	0.9	4.38	0.306		24.3	0.53	0.10	< 0.3	3.81	< 3	262	44	3	7.60	< 0.3	37	310	43	5.97	26	< 1	0.87
1033123	0.36	0.20	0.6	0.06	0.088		33.3	0.01	< 0.01	< 0.3	4.29	4	42	75	4	0.33	< 0.3	< 1	6	4	0.12	48	< 1	0.63
1033124	2.30	3.93	1.0	3.05	0.157		28.9	0.31	0.22	0.4	4.07	< 3	95	67	2	2.48	1.7	24	219	49	3.67	36	< 1	0.98
1033125	0.19	0.27	0.2	0.08	0.035		30.0	0.01	< 0.01	< 0.3	3.78	< 3	21	21	4	0.19	< 0.3	3	5	3	0.22	42	< 1	0.25
1033126	0.14	0.20	0.2	0.02	0.039		39.2	< 0.01	< 0.01	< 0.3	3.34	< 3	13	89	< 2	0.14	< 0.3	< 1	8	2	0.19	40	< 1	0.17
1033127	0.23	0.32	0.1	0.05	0.047		38.9	< 0.01	< 0.01	< 0.3	3.80	< 3	11	33	3	0.25	< 0.3	< 1	14	2	0.30	45	< 1	0.12
1033128	7.99	9.19	0.7	5.09	0.166		21.2	0.81	0.06	< 0.3	3.65	< 3	135	6	4	8.00	1.0	49	356	97	8.37	20	< 1	0.67
1033129										< 0.3	3.69	5	101	1	5	9.25	0.7	44	171	90	9.52	20	< 1	0.29
1033130										< 0.3	3.18	< 3	75	< 1	< 2	4.71	0.6	39	33	73	9.61	21	< 1	0.32
1033131										< 0.3	3.87	< 3	123	1	< 2	5.85	0.9	39	58	70	10.3	22	< 1	0.33
1033132										< 0.3	2.77	4	80	2	< 2	4.34	0.6	31	67	98	8.31	19	< 1	0.34
1033133										0.6	3.30	< 3	52	3	5	4.73	0.7	37	5	190	12.0	24	< 1	0.35
1033134										0.6	2.78	< 3	31	8	3	3.35	0.7	27	5	275	9.04	25	< 1	0.38
1033135										< 0.3	2.26	6	39	7	< 2	2.69	0.5	25	29	68	7.07	20	< 1	0.65
1033136										< 0.3	3.91	< 3	67	7	< 2	4.09	0.6	39	87	123	8.77	29	< 1	0.61
1033137										< 0.3	4.12	< 3	145	44	< 2	3.43	0.6	34	138	92	4.49	31	< 1	0.66
1033138										0.4	3.95	< 3	158	2	4	5.06	0.4	41	191	81	5.81	21	< 1	0.39
1033139	4.54	6.85	0.8	3.17	0.329	0.20	24.3	0.81	0.18	0.4	4.29	4	148	15	2	4.66	0.6	29	109	82	6.67	26	< 1	0.82
1033140	0.13	0.32	1.6	0.03	0.069	< 0.01	33.8	< 0.01	0.77	< 0.3	4.15	< 3	43	133	< 2	0.15	0.4	< 1	80	8	0.33	65	< 1	1.31
1033141	0.69	0.45	0.6	0.15	0.292	0.03	32.9	0.04	0.01	< 0.3	3.65	< 3	< 7	49	< 2	0.71	< 0.3	1	17	5	0.43	51	< 1	0.60
1033142	0.07	0.27	0.7	0.02	0.049	< 0.01	34.0	< 0.01	0.26	< 0.3	3.87	< 3	< 7	1450	< 2	0.13	< 0.3	< 1	3	5	0.29	61	< 1	0.74
1033143	0.11	0.27	2.1	0.03	0.081	0.01	32.8	< 0.01	0.18	< 0.3	3.52	4	< 7	70	< 2	0.11	< 0.3	< 1	9	4	0.26	71	< 1	0.90
1033144	0.15	0.24	2.1	0.01	0.103	< 0.01	33.0	< 0.01	< 0.01	< 0.3	3.88	< 3	11	53	< 2	0.17	< 0.3	< 1	4	4	0.24	48	< 1	1.15
1033145	0.09	0.23	2.4	< 0.01	0.110	< 0.01	34.5	< 0.01	< 0.01	< 0.3	3.30	< 3	9	48	< 2	0.13	< 0.3	< 1	5	2	0.24	38	< 1	1.78
1033146	0.08	0.32	0.3	0.03	0.095	0.05	38.9	< 0.01	< 0.01	< 0.3	3.23	< 3	10	867	< 2	0.15	4.2	< 1	5	8	0.31	38	< 1	0.30
1033147	5.23	7.49	0.9	8.20	0.265	0.29	21.6	0.68	0.22	< 0.3	3.11	< 3	229	14	< 2	5.30	0.9	44	244	33	7.19	20	< 1	0.91
1033148	6.98	7.34	0.5	6.12	0.204	0.49	22.8	0.74	0.10	0.4	3.42	< 3	179	5	3	6.99	0.4	44	250	92	7.15	16	< 1	0.51
1033149	10.7	6.97	0.4	5.89	0.221	0.12	22.2	0.68	0.06	< 0.3	3.19	< 3	177	14	5	10.5	0.5	42	278	103	6.76	20	< 1	0.44
1033150	32.9	0.11	< 0.1	1.90	0.007	0.25	4.61	< 0.01	< 0.01	< 0.3	0.05	< 3	16	< 1	< 2	27.7	< 0.3	< 1	9	2	0.11	< 1	< 1	0.01
1033151	0.25	0.40	1.7	0.05	0.078	0.02	33.4	< 0.01	0.94	< 0.3	4.55	< 3	23	148	< 2	0.30	< 0.3	< 1	7	3	0.43	64	< 1	0.97
1033152	0.10	0.42	0.7	0.02	0.045	< 0.01	34.5	< 0.01	1.24	< 0.3	4.44	4	23	179	< 2	0.13	< 0.3	< 1	9	3	0.44	75	1	0.72
1033153	0.14	0.46	0.2	0.03	0.036	0.02	31.6	< 0.01	1.85	< 0.3	4.06	< 3	< 7	78	< 2	0.13	< 0.3	< 1	6	3	0.51	74	2	0.22

Analyte Symbol	Ca	Fe	K	Mg	P	S	Si	Ti	Li	Ag	Al	As	Ba	Be	Bi	Ca	Cd	Co	Cr	Cu	Fe	Ga	Hg	K
Unit Symbol	%	%	%	%	%	%	%	%	%	ppm	%	ppm	ppm	ppm	ppm	%	ppm	ppm	ppm	ppm	%	ppm	ppm	%
Detection Limit	0.01	0.05	0.1	0.01	0.005	0.01	0.01	0.01	0.01	0.3	0.01	3	7	1	2	0.01	0.3	1	1	1	0.01	1	1	0.01
Analysis Method	FUS-Na2O2	FUS-Na2O2	FUS-Na2O2	FUS-Na2O2	FUS-Na2O2	FUS-ICP	FUS-Na2O2	FUS-Na2O2	FUS-Na2O2	TD-ICP	TD-ICP	TD-ICP	TD-ICP	TD-ICP	TD-ICP	TD-ICP	TD-ICP	TD-ICP	TD-ICP	TD-ICP	TD-ICP	TD-ICP	TD-ICP	TD-ICP
1033154	0.13	0.40	0.7	0.02	0.043	0.01	32.0	< 0.01	0.77	< 0.3	4.21	< 3	11	62	< 2	0.15	< 0.3	< 1	6	2	0.38	51	< 1	1.21
1033155	0.14	0.48	1.1	0.03	0.037	0.02	32.8	< 0.01	1.69	< 0.3	4.89	< 3	64	31	< 2	0.12	< 0.3	< 1	5	2	0.46	80	< 1	1.03
1033156	0.09	0.65	1.1	0.04	0.040	< 0.01	32.9	< 0.01	1.61	< 0.3	4.71	< 3	15	58	< 2	0.11	< 0.3	< 1	5	3	0.57	83	< 1	1.00
1033157	0.36	0.60	2.8	0.11	0.140	0.01	33.2	0.02	0.68	< 0.3	4.00	< 3	20	153	< 2	0.43	< 0.3	1	16	6	0.56	51	< 1	1.62
1033158	6.18	7.33	0.8	4.43	0.128	0.21	23.8	0.70	0.09	< 0.3	3.84	5	271	5	3	6.29	< 0.3	43	198	68	7.21	20	< 1	0.86
1033159	0.33	0.38	2.0	0.05	0.134	0.06	33.8	< 0.01	< 0.01	< 0.3	3.81	< 3	33	170	< 2	0.40	< 0.3	< 1	8	3	0.40	60	< 1	1.22
1033160	0.08	0.31	1.6	0.01	0.067	0.01	32.7	< 0.01	0.76	< 0.3	4.66	< 3	56	143	< 2	0.15	0.5	< 1	81	7	0.33	69	< 1	1.34
1033161	0.58	1.09	0.2	0.45	0.147	0.03	38.4	0.08	< 0.01	< 0.3	1.35	< 3	56	3	< 2	0.72	< 0.3	6	38	15	1.18	15	< 1	0.18
1033162	4.45	5.84	0.5	4.44	0.099	0.07	26.0	0.69	0.05	0.4	4.09	5	179	1	4	4.76	0.4	43	230	25	5.89	21	< 1	0.49
1033163	4.63	5.53	0.6	4.07	0.099	0.14	26.4	0.67	0.04	< 0.3	3.90	< 3	283	< 1	7	4.73	0.6	44	265	59	5.29	18	< 1	0.64
1033164	0.47	0.27	0.1	0.08	0.104	0.01	32.4	0.03	< 0.01	< 0.3	4.52	4	24	13	< 2	0.51	0.3	2	21	4	0.29	56	< 1	0.12
1033165	3.56	5.74	0.3	3.14	0.113	0.43	26.1	0.78	0.03	< 0.3	4.28	4	89	2	< 2	3.75	0.5	58	311	105	5.52	17	< 1	0.29
1033166										< 0.3	3.96	20	129	< 1	< 2	5.15	< 0.3	41	189	51	5.58	20	< 1	0.70
1033167										< 0.3	4.08	9	181	< 1	2	6.05	0.3	47	242	64	6.62	17	< 1	0.65
1033168										< 0.3	4.21	9	209	1	4	5.09	0.5	43	167	84	6.05	23	2	0.70
1033169										0.4	3.96	< 3	218	6	3	4.13	0.5	42	194	43	6.19	19	< 1	0.92
1033170	0.21	0.30	0.9	0.06	0.106		38.9	0.02	0.14	< 0.3	3.65	< 3	10	169	< 2	0.22	< 0.3	< 1	6	5	0.28	51	< 1	0.85
1033171										0.3	3.62	< 3	188	6	4	4.35	0.5	40	269	55	6.34	22	< 1	0.74
1033172										< 0.3	3.60	< 3	165	4	< 2	4.99	0.4	41	129	59	9.45	21	< 1	0.95
1033173										< 0.3	3.43	< 3	30	< 1	< 2	5.43	0.8	41	38	104	11.3	22	< 1	0.24
1033174										< 0.3	3.40	< 3	51	2	< 2	5.22	0.7	38	8	60	11.4	24	< 1	0.34
1033175										< 0.3	3.38	< 3	45	< 1	< 2	6.63	0.6	46	10	231	12.0	25	< 1	0.22
1033176										0.3	3.40	< 3	58	< 1	< 2	5.64	0.7	50	15	233	12.8	22	< 1	0.29
1033177										< 0.3	3.41	4	102	< 1	< 2	5.44	0.6	46	62	172	12.2	23	< 1	0.28
1033178										0.3	3.67	< 3	73	3	6	4.90	0.5	44	80	195	10.4	23	< 1	0.41
1033179										0.4	3.79	< 3	85	< 1	5	5.44	0.6	37	72	79	10.2	23	< 1	0.33
1033180										< 0.3	3.86	< 3	52	132	< 2	0.15	0.5	< 1	62	5	0.33	64	1	1.13
1033181										< 0.3	3.54	< 3	84	35	4	4.22	0.7	33	49	52	8.29	29	< 1	0.79
1033182										< 0.3	3.40	< 3	97	< 1	3	5.51	0.7	43	38	59	10.6	22	< 1	0.26
1033183										< 0.3	3.47	< 3	105	1	4	5.38	0.5	44	78	72	11.0	23	< 1	0.37
1033184										< 0.3	3.40	4	116	1	< 2	8.45	0.6	47	309	40	8.91	19	< 1	0.33
1033185										< 0.3	3.53	8	109	4	< 2	6.96	0.8	50	254	99	8.69	20	< 1	0.76
1033186										0.3	3.49	< 3	104	< 1	3	7.20	0.7	48	231	102	8.75	19	< 1	0.38
1033187										< 0.3	3.09	9	69	< 1	5	8.32	0.6	51	284	108	8.96	16	6	0.33
1033188										< 0.3	3.59	< 3	101	2	4	9.99	0.5	54	305	123	10.00	18	< 1	0.31
1033189										< 0.3	3.30	< 3	68	1	3	9.17	0.5	49	287	80	9.21	16	< 1	0.31
1033190										0.4	3.68	< 3	200	7	< 2	6.91	0.3	39	212	52	6.30	25	< 1	0.72
1033191										< 0.3	3.23	< 3	152	< 1	3	9.16	0.4	46	266	83	7.35	17	< 1	0.29
1033192										< 0.3	3.01	< 3	116	5	4	7.69	0.5	46	524	97	6.92	18	< 1	0.25
1033193										< 0.3	2.81	< 3	104	5	< 2	8.01	0.5	44	533	65	6.78	17	< 1	0.20
1033194										< 0.3	3.08	< 3	169	< 1	< 2	7.82	0.3	45	366	99	6.85	18	< 1	0.36
1033195										< 0.3	3.14	4	255	< 1	< 2	7.32	0.5	45	345	104	7.33	15	< 1	0.47
1033196										< 0.3	3.15	< 3	85	< 1	3	8.48	0.4	42	261	76	7.59	18	< 1	0.23
1033197										< 0.3	3.03	< 3	103	2	2	7.85	0.4	41	286	68	7.20	17	1	0.31
1033198										< 0.3	4.14	7	99	1	4	5.40	0.5	40	232	81	7.79	20	< 1	0.32
1033199										0.3	3.68	< 3	167	8	< 2	4.25	0.4	27	69	66	6.59	21	< 1	0.44
1033200										< 0.3	4.12	4	53	137	< 2	0.15	0.4	< 1	57	3	0.32	65	< 1	1.29
1033201										0.5	3.63	< 3	105	1	3	4.12	0.4	23	45	81	7.52	24	< 1	0.24
1033202										< 0.3	3.72	< 3	175	1	< 2	3.94	0.5	23	4	144	8.10	25	< 1	0.32
1033203										< 0.3	3.76	19	231	2	3	3.50	0.3	19	10	93	7.83	25	2	0.54
1033204										< 0.3	3.72	< 3	200	1	< 2	4.19	0.5	24	6	111	8.34	24	< 1	0.54

Analyte Symbol	Ca	Fe	K	Mg	P	S	Si	Ti	Li	Ag	Al	As	Ba	Be	Bi	Ca	Cd	Co	Cr	Cu	Fe	Ga	Hg	K
Unit Symbol	%	%	%	%	%	%	%	%	%	ppm	%	ppm	ppm	ppm	ppm	%	ppm	ppm	ppm	ppm	%	ppm	ppm	%
Detection Limit	0.01	0.05	0.1	0.01	0.005	0.01	0.01	0.01	0.01	0.3	0.01	3	7	1	2	0.01	0.3	1	1	1	0.01	1	1	0.01
Analysis Method	FUS-Na2O2	FUS-Na2O2	FUS-Na2O2	FUS-Na2O2	FUS-Na2O2	FUS-ICP	FUS-Na2O2	FUS-Na2O2	FUS-Na2O2	TD-ICP	TD-ICP	TD-ICP	TD-ICP	TD-ICP	TD-ICP	TD-ICP	TD-ICP	TD-ICP	TD-ICP	TD-ICP	TD-ICP	TD-ICP	TD-ICP	TD-ICP
1033205										0.4	3.94	< 3	191	3	< 2	5.01	0.4	31	10	118	8.94	23	< 1	0.52
1033206										< 0.3	3.84	< 3	180	< 1	< 2	5.54	0.6	34	18	109	8.94	23	< 1	0.53
1033207	0.39	0.40	1.5	0.05	0.079		37.3	0.01	0.92	< 0.3	4.25	5	108	95	< 2	0.22	< 0.3	< 1	6	4	0.36	63	< 1	1.08
1033208	0.15	0.28	3.1	0.03	0.093		33.4	< 0.01	0.83	< 0.3	4.20	8	8	111	< 2	0.12	0.4	< 1	7	4	0.25	76	1	1.69
1033209	32.9	0.09	0.2	1.78	0.007		5.71	< 0.01	< 0.01	< 0.3	0.15	< 3	22	< 1	< 2	27.1	< 0.3	< 1	7	2	0.10	< 1	< 1	0.14
1033210	0.22	0.24	2.8	0.03	0.144		33.7	< 0.01	0.28	< 0.3	3.23	< 3	26	174	< 2	0.20	< 0.3	< 1	6	2	0.19	58	< 1	0.98
1033211	0.45	0.26	1.2	0.03	0.161		32.9	< 0.01	0.37	< 0.3	3.74	4	8	177	< 2	0.45	< 0.3	< 1	4	5	0.24	58	< 1	0.94
1033212										< 0.3	4.20	< 3	146	3	< 2	5.13	0.4	33	62	60	7.48	23	< 1	0.60
1033213										< 0.3	4.05	< 3	110	2	< 2	4.75	0.5	28	54	35	6.78	25	< 1	0.43
1033214										< 0.3	3.45	< 3	69	2	< 2	5.48	0.4	57	356	2	7.43	17	< 1	0.15
1033215										0.3	3.73	< 3	135	2	3	5.62	0.4	46	256	23	6.83	18	< 1	0.35
1033216										< 0.3	3.98	< 3	41	471	< 2	0.48	< 0.3	2	17	10	0.32	37	< 1	0.12
1033217										0.4	2.75	< 3	314	12	3	7.09	1.1	50	391	55	7.37	18	< 1	1.03
1033218										< 0.3	0.82	< 3	20	2	< 2	0.60	< 0.3	3	30	13	0.61	10	< 1	0.06
1033219										< 0.3	3.42	< 3	119	2	< 2	5.40	0.5	45	235	80	6.72	18	< 1	0.75
1033220										< 0.3	2.87	< 3	45	128	< 2	0.12	0.5	< 1	126	4	0.29	62	< 1	0.73
1033221										< 0.3	3.78	4	264	2	< 2	6.11	0.5	35	198	61	6.56	20	< 1	0.69
1033222										< 0.3	4.02	4	389	2	< 2	6.57	0.4	34	157	49	6.44	17	< 1	0.76
1033223										< 0.3	4.06	< 3	172	4	< 2	7.14	< 0.3	35	173	39	6.48	20	< 1	0.50
1033224	0.19	0.20	2.8	0.04	0.105		37.5	< 0.01	0.19	< 0.3	3.91	< 3	19	1230	< 2	0.24	< 0.3	< 1	7	11	0.20	55	< 1	1.45
1033225	0.26	0.22	2.8	0.03	0.112		33.7	< 0.01	0.41	< 0.3	4.08	< 3	11	203	< 2	0.27	< 0.3	< 1	5	14	0.21	63	2	1.72
1033226	0.19	0.28	1.7	0.03	0.065		36.2	< 0.01	0.88	< 0.3	4.58	5	8	188	< 2	0.10	< 0.3	< 1	5	3	0.27	71	< 1	1.22
1033227	0.24	0.22	1.0	0.02	0.243		33.9	< 0.01	0.34	< 0.3	3.94	< 3	11	195	< 2	0.27	< 0.3	< 1	11	1	0.20	71	1	0.95
1033228	0.17	0.25	0.5	0.02	0.092		36.6	< 0.01	0.50	< 0.3	4.59	< 3	11	122	< 2	0.17	< 0.3	< 1	8	3	0.26	67	< 1	0.49
1033229	0.36	0.35	1.0	0.14	0.081		33.3	0.01	0.02	< 0.3	3.93	< 3	94	226	< 2	0.30	< 0.3	< 1	4	9	0.33	58	1	0.87
1033230	3.71	5.73	2.9	3.22	0.172		26.1	0.48	0.23	< 0.3	3.48	< 3	612	30	2	3.59	0.4	27	100	48	5.22	21	< 1	0.89
1033231	0.23	0.19	2.4	0.05	0.145		36.3	< 0.01	0.02	< 0.3	3.65	< 3	22	305	< 2	0.19	< 0.3	< 1	10	4	0.18	57	< 1	1.05
1033232	0.12	0.18	1.0	0.01	0.082		38.2	< 0.01	< 0.01	< 0.3	3.84	4	11	141	< 2	0.13	< 0.3	< 1	6	4	0.16	65	< 1	0.84
1033233	0.12	0.16	0.5	0.02	0.068		38.7	< 0.01	< 0.01	< 0.3	3.83	5	21	352	< 2	0.15	< 0.3	< 1	6	6	0.16	51	1	0.49
1033234	0.13	0.17	1.0	< 0.01	0.205		32.8	< 0.01	0.03	< 0.3	3.88	< 3	7	279	< 2	0.19	< 0.3	< 1	9	4	0.14	64	1	0.84
1033235	0.23	0.15	1.5	0.01	0.251		33.5	< 0.01	0.03	< 0.3	3.76	< 3	< 7	207	< 2	0.31	< 0.3	< 1	5	5	0.15	69	< 1	0.99
1033236	0.12	0.13	1.2	0.02	0.149		33.3	< 0.01	0.03	< 0.3	4.02	< 3	8	304	< 2	0.13	< 0.3	< 1	3	3	0.14	72	< 1	0.96
1033237	34.3	0.08	< 0.1	1.85	0.008		3.96	< 0.01	< 0.01	< 0.3	0.08	4	20	1	< 2	28.2	< 0.3	< 1	5	2	0.11	< 1	< 1	0.02
1033238	0.42	0.14	0.9	0.03	0.089		33.3	< 0.01	< 0.01	< 0.3	3.29	< 3	< 7	193	< 2	0.19	< 0.3	< 1	9	4	0.13	65	1	0.66
1033239	0.17	0.19	2.3	0.02	0.119		37.6	< 0.01	0.23	< 0.3	3.88	5	9	341	< 2	0.24	0.3	< 1	7	4	0.18	68	1	1.24
1033240	0.10	0.32	1.7	0.02	0.068		36.7	< 0.01	0.81	< 0.3	4.23	< 3	52	142	< 2	0.14	0.4	< 1	81	4	0.32	66	< 1	1.25
1033241	0.21	0.19	2.4	0.01	0.144		35.9	< 0.01	< 0.01	< 0.3	4.20	3	21	180	< 2	0.27	< 0.3	< 1	8	6	0.19	58	< 1	1.83
1033242	0.24	0.36	0.7	0.03	0.093		31.9	< 0.01	< 0.01	< 0.3	4.30	< 3	14	161	< 2	0.25	< 0.3	< 1	8	8	0.15	63	1	0.70
1033243	4.74	6.73	1.5	3.97	0.098		24.1	0.60	0.18	< 0.3	4.44	< 3	149	11	< 2	4.94	0.7	34	184	61	6.45	27	1	1.05
1033244	0.67	0.29	1.5	0.11	0.199		32.8	0.01	0.03	< 0.3	3.91	< 3	50	328	< 2	0.66	< 0.3	< 1	12	4	0.25	56	1	1.08
1033245	< 0.01	< 0.05	2.9	< 0.01	0.078		35.9	< 0.01	0.38	< 0.3	4.38	< 3	156	142	< 2	0.66	0.4	< 1	5	8	0.25	54	< 1	1.39
1033246	0.20	0.16	2.1	0.01	0.103		37.8	< 0.01	< 0.01	< 0.3	4.04	< 3	30	267	6	0.27	0.4	< 1	8	5	0.19	48	< 1	0.87
1033247	0.18	0.23	2.2	0.03	0.069		38.3	< 0.01	0.01	< 0.3	3.16	< 3	13	765	< 2	0.16	< 0.3	< 1	13	4	0.23	61	< 1	1.14
1033248	0.14	0.19	1.8	0.03	0.080		33.6	< 0.01	0.04	< 0.3	4.02	< 3	20	426	< 2	0.15	< 0.3	< 1	4	3	0.20	67	< 1	1.27
1033249	0.15	0.15	1.6	0.02	0.113		36.9	< 0.01	< 0.01	< 0.3	3.53	< 3	14	369	4	0.20	< 0.3	< 1	5	2	0.15	56	< 1	0.94
1033250	0.23	0.12	2.7	< 0.01	0.185		33.5	< 0.01	0.02	< 0.3	4.14	4	16	227	10	0.27	< 0.3	< 1	10	3	0.14	61	< 1	1.35
1033251	0.18	0.17	2.2	< 0.01	0.225		37.0	< 0.01	0.03	< 0.3	3.74	< 3	14	515	22	0.24	< 0.3	< 1	3	4	0.18	56	1	1.59
1033252	0.25	0.21	1.3	0.02	0.140		32.6	< 0.01	< 0.01	< 0.3	4.10	< 3	16	313	< 2	0.31	< 0.3	< 1	8	4	0.21	68	< 1	1.03
1033253	0.14	0.15	1.5	< 0.01	0.098		32.5	< 0.01	< 0.01	< 0.3	3.82	4	19	116	< 2	0.21	< 0.3	< 1	8	6	0.19	46	1	1.05
1033254	0.10	0.17	2.1	< 0.01	0.115		29.7	< 0.01	< 0.01	< 0.3	3.80	< 3	15	83	6	0.17	< 0.3	< 1	8	3	0.18	48	< 1	1.37
1033255	0.15	0.23	1.5	0.02	0.091		33.4	< 0.01	< 0.01	< 0.3	3.97	8	43	216	< 2	0.22	< 0.3	< 1	4	8	0.23	53	< 1	1.13

Analyte Symbol	Ca	Fe	K	Mg	P	S	Si	Ti	Li	Ag	Al	As	Ba	Be	Bi	Ca	Cd	Co	Cr	Cu	Fe	Ga	Hg	K
Unit Symbol	%	%	%	%	%	%	%	%	%	ppm	%	ppm	ppm	ppm	ppm	%	ppm	ppm	ppm	ppm	%	ppm	ppm	%
Detection Limit	0.01	0.05	0.1	0.01	0.005	0.01	0.01	0.01	0.01	0.3	0.01	3	7	1	2	0.01	0.3	1	1	1	0.01	1	1	0.01
Analysis Method	FUS-Na2O2	FUS-Na2O2	FUS-Na2O2	FUS-Na2O2	FUS-Na2O2	FUS-ICP	FUS-Na2O2	FUS-Na2O2	FUS-Na2O2	TD-ICP	TD-ICP	TD-ICP	TD-ICP	TD-ICP	TD-ICP	TD-ICP	TD-ICP	TD-ICP	TD-ICP	TD-ICP	TD-ICP	TD-ICP	TD-ICP	TD-ICP
1033256										< 0.3	3.57	< 3	192	36	< 2	2.91	< 0.3	22	111	22	5.69	28	< 1	0.99
1033257										< 0.3	3.98	4	175	6	4	8.13	0.7	30	118	15	9.02	20	< 1	0.77
1033258										< 0.3	4.11	< 3	91	7	3	6.23	0.6	39	178	43	8.19	19	< 1	0.57
1033259										1.0	3.11	< 3	241	11	< 2	2.52	0.6	7	37	81	6.13	28	< 1	0.81
1033260										< 0.3	3.97	< 3	49	131	< 2	0.13	0.6	< 1	118	3	0.30	64	< 1	1.00
1033261										< 0.3	3.16	< 3	185	43	< 2	2.40	0.6	2	6	17	4.83	33	< 1	0.84
1033262										0.4	3.44	< 3	125	9	< 2	4.67	0.6	19	10	25	8.03	29	1	0.77
1033263										< 0.3	4.16	5	78	22	16	1.23	< 0.3	5	11	19	1.90	49	1	0.45
1033264										< 0.3	3.72	3	254	18	3	5.49	0.6	24	31	89	8.18	29	< 1	0.76
1033265										0.3	3.35	< 3	15	16	4	7.33	0.8	40	42	98	13.7	20	< 1	0.27
1033266										0.3	3.78	3	292	14	4	6.64	0.7	40	46	71	11.6	24	< 1	0.90
1033267										< 0.3	1.78	4	26	21	3	1.06	< 0.3	10	13	24	2.70	24	< 1	0.41
1033268										< 0.3	2.77	4	23	12	5	5.54	0.8	44	43	146	11.8	25	< 1	0.35
1033269	0.17	0.19	1.8	0.02	0.113		32.0	< 0.01	0.15	< 0.3	3.84	< 3	9	850	3	0.25	0.5	< 1	8	2	0.20	57	1	0.98
1033270	0.14	0.18	0.6	0.01	0.073		29.1	< 0.01	0.09	< 0.3	3.69	< 3	< 7	185	21	0.21	0.3	< 1	5	< 1	0.19	61	< 1	0.57
1033271	5.69	11.7	0.7	1.90	0.173		21.4	0.86	0.17	< 0.3	3.43	3	92	11	4	5.63	0.8	32	11	69	10.8	26	< 1	0.73
1033272	0.28	0.41	0.8	0.05	0.141		31.4	0.03	0.11	< 0.3	4.06	3	18	319	6	0.36	< 0.3	< 1	2	2	0.39	63	< 1	0.82
1033273	0.47	0.43	0.9	0.05	0.278		28.3	0.03	0.13	< 0.3	3.91	< 3	21	188	50	0.58	< 0.3	1	5	< 1	0.42	74	< 1	0.92
1033274	0.44	0.50	1.4	0.07	0.237		29.0	0.04	0.32	< 0.3	3.82	< 3	52	91	< 2	0.45	< 0.3	< 1	5	< 1	0.46	81	1	1.37
1033275	1.91	4.24	1.9	1.07	0.542		24.6	0.31	0.16	< 0.3	4.04	< 3	416	39	< 2	2.20	0.6	13	27	33	3.99	52	< 1	1.18
1033276	0.28	0.23	0.5	0.02	0.208		29.9	0.02	0.02	< 0.3	3.96	< 3	15	382	< 2	0.40	< 0.3	< 1	3	6	0.23	56	< 1	0.58
1033277	0.12	0.19	0.6	< 0.01	0.097		25.8	< 0.01	0.22	< 0.3	4.05	< 3	23	277	< 2	0.21	< 0.3	< 1	3	1	0.21	67	< 1	0.69
1033278	4.45	13.1	0.8	2.09	0.171		18.1	0.85	0.52	< 0.3	2.98	15	59	9	3	4.31	1.1	28	7	75	11.7	23	4	0.63
1033279	0.09	0.24	1.4	0.01	0.192		26.0	< 0.01	0.39	< 0.3	3.84	< 3	< 7	192	< 2	0.13	0.3	< 1	7	1	0.21	64	< 1	0.93
1033280	0.10	0.31	1.7	0.02	0.067		29.4	< 0.01	0.73	< 0.3	4.21	6	52	137	< 2	0.14	0.4	< 1	79	3	0.31	65	3	1.25
1033281	0.09	0.14	1.7	< 0.01	0.132		23.7	< 0.01	0.28	< 0.3	3.82	< 3	< 7	268	4	0.12	0.3	< 1	6	< 1	0.16	63	< 1	1.35
1033282	0.05	0.09	3.7	< 0.01	0.196		24.5	< 0.01	0.14	< 0.3	3.94	< 3	< 7	151	< 2	0.11	0.3	< 1	8	< 1	0.11	50	< 1	2.33
1033283	32.6	0.12	< 0.1	2.09	0.009		5.20	< 0.01	< 0.01	< 0.3	0.04	4	17	< 1	< 2	27.0	< 0.3	< 1	4	3	0.12	< 1	< 1	0.02
1033284	0.21	0.21	1.9	< 0.01	0.162		27.2	< 0.01	0.58	< 0.3	4.48	< 3	< 7	311	10	0.20	0.4	< 1	5	3	0.20	70	< 1	1.41
1033285	0.09	0.20	1.9	< 0.01	0.131		24.2	< 0.01	0.81	< 0.3	4.53	< 3	< 7	188	2	0.12	0.4	< 1	7	2	0.21	68	< 1	1.31
1033286	0.04	0.22	1.8	< 0.01	0.124		28.3	< 0.01	1.09	< 0.3	4.43	5	< 7	170	< 2	0.10	0.3	< 1	5	3	0.23	70	< 1	1.56
1033287	0.05	0.18	2.2	< 0.01	0.150		32.1	< 0.01	0.90	< 0.3	4.16	< 3	8	380	< 2	0.08	0.4	< 1	4	2	0.20	68	< 1	2.15
1033288	0.09	0.21	2.4	< 0.01	0.198		31.4	< 0.01	0.68	< 0.3	3.85	< 3	< 7	299	3	0.15	1.4	< 1	6	1	0.24	58	< 1	2.30
1033289	0.04	0.20	4.1	< 0.01	0.124		25.0	< 0.01	0.81	< 0.3	3.72	< 3	< 7	204	4	0.09	0.6	< 1	10	1	0.20	58	< 1	1.41
1033290	0.07	0.13	2.3	< 0.01	0.140		24.3	< 0.01	0.60	< 0.3	3.91	< 3	< 7	329	< 2	0.10	0.8	< 1	2	1	0.15	60	< 1	1.52
1033291	0.03	0.12	1.9	< 0.01	0.097		23.4	< 0.01	0.58	< 0.3	3.99	< 3	< 7	237	< 2	0.07	1.1	< 1	7	< 1	0.14	60	< 1	1.40
1033292	0.07	0.19	2.2	< 0.01	0.174		26.0	< 0.01	0.21	< 0.3	3.85	< 3	< 7	165	< 2	0.11	0.6	< 1	4	1	0.20	65	1	1.84
1033293	4.96	11.2	0.5	2.55	0.192		20.9	1.07	0.46	< 0.3	3.50	6	88	10	7	4.83	0.9	35	13	185	11.1	27	< 1	0.47
1033294	4.55	6.47	0.4	0.75	0.194		26.8	0.75	0.04	< 0.3	3.21	4	48	76	< 2	4.68	0.6	21	14	73	6.47	33	< 1	0.41
1033295	5.04	10.9	0.7	2.55	0.301		20.3	1.11	0.14	< 0.3	3.74	6	102	15	< 2	5.08	0.6	36	22	78	10.8	26	< 1	0.65
1033296	6.60	9.71	0.9	3.33	0.253		20.2	1.03	0.16	0.3	3.70	< 3	667	8	3	6.32	0.7	38	63	113	9.65	24	< 1	0.85
1033297	0.33	0.47	2.4	0.08	0.096		33.6	0.10	0.25	< 0.3	3.34	< 3	7	119	< 2	0.15	0.6	< 1	3	2	0.26	61	< 1	2.04
1033298	0.17	0.22	0.8	0.01	0.064		26.8	< 0.01	1.16	< 0.3	4.52	< 3	< 7	307	13	0.10	0.9	< 1	3	2	0.22	71	< 1	0.74
1033299	0.14	0.27	2.8	< 0.01	0.133		29.2	< 0.01	1.04	< 0.3	4.75	5	< 7	192	< 2	0.11	0.6	< 1	7	2	0.26	71	< 1	1.38
1033300	0.19	0.31	1.8	0.03	0.079		35.2	< 0.01	0.80	< 0.3	4.26	< 3	52	134	< 2	0.14	0.4	< 1	70	4	0.31	64	1	1.37
1033301	0.11	0.27	2.4	< 0.01	0.069		33.6	< 0.01	1.27	< 0.3	4.24	< 3	< 7	199	< 2	0.07	0.5	< 1	9	1	0.27	70	< 1	1.74
1033302	0.13	0.30	1.5	< 0.01	0.077		33.7	< 0.01	1.61	< 0.3	4.45	< 3	< 7	96	< 2	0.10	8.7	< 1	4	3	0.30	76	1	0.99
1033303	0.14	0.30	2.2	< 0.01	0.096		34.4	< 0.01	1.35	< 0.3	4.58	5	< 7	190	< 2	0.13	0.4	< 1	6	3	0.30	76	1	1.45
1033304	34.9	0.08	< 0.1	1.63	0.009		5.76	< 0.01	< 0.01	< 0.3	0.05	< 3	20	< 1	< 2	28.4	< 0.3	< 1	3	2	0.09	< 1	< 1	0.01
1033305	0.25	0.26	1.6	< 0.01	0.135		28.2	< 0.01	0.84	< 0.3	3.63	< 3	< 7	62	< 2	0.31	1.1	< 1	4	2	0.24	63	< 1	0.84
1033306	0.10	0.28	2.5	< 0.01	0.108		28.9	< 0.01	0.54	< 0.3	3.93	5	< 7	366	9	0.11	0.3	< 1	3	< 1	0.28	74	< 1	1.33

Analyte Symbol	Ca	Fe	K	Mg	P	S	Si	Ti	Li	Ag	Al	As	Ba	Be	Bi	Ca	Cd	Co	Cr	Cu	Fe	Ga	Hg	K
Unit Symbol	%	%	%	%	%	%	%	%	%	ppm	%	ppm	ppm	ppm	ppm	%	ppm	ppm	ppm	ppm	%	ppm	ppm	%
Detection Limit	0.01	0.05	0.1	0.01	0.005	0.01	0.01	0.01	0.01	0.3	0.01	3	7	1	2	0.01	0.3	1	1	1	0.01	1	1	0.01
Analysis Method	FUS-Na2O2	FUS-Na2O2	FUS-Na2O2	FUS-Na2O2	FUS-Na2O2	FUS-ICP	FUS-Na2O2	FUS-Na2O2	FUS-Na2O2	TD-ICP	TD-ICP	TD-ICP	TD-ICP	TD-ICP	TD-ICP	TD-ICP	TD-ICP	TD-ICP	TD-ICP	TD-ICP	TD-ICP	TD-ICP	TD-ICP	TD-ICP
1033307	0.17	0.29	0.9	< 0.01	0.192		31.5	< 0.01	0.60	< 0.3	2.89	< 3	< 7	206	< 2	0.15	0.5	< 1	5	1	0.25	58	< 1	0.66
1033308	0.12	0.42	2.0	0.01	0.080		28.3	< 0.01	0.53	< 0.3	4.03	< 3	8	173	5	0.11	0.6	< 1	8	2	0.28	59	< 1	0.97
1033309	0.09	0.25	1.6	< 0.01	0.105		32.9	< 0.01	0.59	< 0.3	4.21	< 3	25	110	< 2	0.11	< 0.3	< 1	3	1	0.27	71	< 1	1.25
1033310	0.10	0.26	0.8	< 0.01	0.107		20.7	< 0.01	0.61	< 0.3	3.99	< 3	12	67	< 2	0.13	< 0.3	< 1	4	1	0.27	61	< 1	0.74
1033311	0.08	0.28	2.1	< 0.01	0.109		22.4	< 0.01	0.53	< 0.3	4.03	< 3	< 7	228	< 2	0.11	1.1	< 1	2	1	0.29	70	< 1	1.38
1033312	0.20	0.55	1.9	0.07	0.115		32.9	< 0.01	0.59	< 0.3	4.22	5	31	213	< 2	0.25	2.2	2	5	6	0.53	65	< 1	1.08
1033313	2.19	4.58	1.2	1.40	0.272		28.6	0.19	0.07	< 0.3	4.26	< 3	23	69	< 2	2.37	0.6	20	16	66	4.35	49	< 1	1.25
1033314										0.3	3.79	5	50	2	3	5.98	0.8	48	25	132	10.6	21	< 1	0.29
1033315										< 0.3	3.69	< 3	92	2	3	6.27	0.7	45	23	149	10.8	20	< 1	0.20
1033316										0.4	3.72	< 3	197	1	< 2	6.38	0.7	46	29	148	11.2	21	< 1	0.25
1033317										< 0.3	3.41	< 3	52	16	< 2	7.82	0.7	43	77	114	8.84	20	< 1	0.16
1033318										< 0.3	3.74	< 3	105	3	2	6.57	0.6	45	78	123	9.71	19	< 1	0.40
1033319										< 0.3	3.70	< 3	41	< 1	6	6.35	0.8	46	47	108	11.3	21	< 1	0.24
1033320										< 0.3	3.93	14	53	143	< 2	0.15	0.4	< 1	73	3	0.33	67	< 1	1.53
1033321										< 0.3	3.81	< 3	372	7	4	5.98	0.6	45	33	122	9.21	23	< 1	0.60
1033322										< 0.3	3.95	< 3	348	2	3	5.64	0.7	44	76	100	10.1	22	< 1	1.00
1033323	0.85	0.88	1.4	0.15	0.181		36.4	0.05	0.01	< 0.3	3.86	< 3	69	194	< 2	0.94	< 0.3	3	43	27	0.85	63	1	1.01
1033324										< 0.3	4.13	< 3	66	< 1	5	6.13	0.5	56	88	82	11.6	22	< 1	0.33
1033325										0.3	3.91	< 3	36	< 1	5	5.88	0.6	60	78	81	11.8	21	< 1	0.31
1033326										0.3	3.91	< 3	23	< 1	3	6.26	0.6	59	76	85	11.6	22	< 1	0.30
1033327										0.3	3.63	< 3	299	5	2	5.66	0.3	32	186	36	6.44	19	< 1	0.81
1033328	1.35	0.97	1.1	0.52	0.491		29.6	0.08	0.02	0.3	4.19	3	110	188	< 2	1.33	0.6	5	18	33	0.88	88	< 1	1.13
1033329	0.06	0.16	0.9	0.02	0.078		31.8	< 0.01	< 0.01	< 0.3	4.32	< 3	16	151	< 2	0.13	< 0.3	< 1	19	1	0.16	69	< 1	0.83
1033330	0.04	0.17	0.9	0.01	0.052		30.6	< 0.01	< 0.01	< 0.3	4.16	4	32	292	< 2	0.12	< 0.3	< 1	6	12	0.18	70	< 1	0.88
1033331	0.06	0.17	1.0	0.01	0.037		29.4	< 0.01	< 0.01	< 0.3	4.13	< 3	20	317	< 2	0.11	< 0.3	< 1	16	16	0.19	71	< 1	1.01
1033332	0.06	0.15	3.3	< 0.01	0.096		32.5	< 0.01	< 0.01	< 0.3	3.42	3	< 7	244	< 2	0.10	< 0.3	< 1	3	4	0.17	45	< 1	2.13
1033333	0.08	0.18	2.5	0.01	0.094		29.3	< 0.01	< 0.01	< 0.3	4.18	8	11	259	< 2	0.15	< 0.3	< 1	2	5	0.19	69	< 1	1.76
1033334	0.13	0.16	1.7	< 0.01	0.109		33.9	< 0.01	< 0.01	< 0.3	3.74	5	20	280	< 2	0.20	< 0.3	< 1	4	10	0.18	55	< 1	1.12
1033335	4.84	6.58	2.0	3.33	0.162		25.8	0.58	0.17	0.3	3.38	< 3	223	24	< 2	4.77	0.4	32	100	48	5.93	22	< 1	0.59
1033336	0.28	0.20	0.6	0.05	0.120		28.7	< 0.01	< 0.01	< 0.3	3.67	< 3	13	428	< 2	0.31	< 0.3	< 1	4	8	0.20	58	< 1	0.61
1033337	3.99	6.94	2.4	3.69	0.282		24.5	0.60	0.28	< 0.3	4.05	7	155	40	2	3.90	< 0.3	31	113	36	6.27	29	< 1	1.25
1033338	4.81	7.09	0.5	4.45	0.088		24.8	0.67	0.63	< 0.3	3.92	< 3	77	3	< 2	4.64	0.5	34	136	63	6.65	20	< 1	0.53
1033339	0.31	0.66	1.0	0.15	0.075		30.0	0.03	0.80	< 0.3	4.73	< 3	15	145	< 2	0.31	0.3	< 1	10	4	0.61	92	< 1	1.13
1033340	0.11	0.29	1.7	0.02	0.075		29.0	< 0.01	0.72	< 0.3	4.09	< 3	48	139	< 2	0.14	0.5	< 1	71	3	0.31	65	< 1	1.13
1033341	0.10	0.46	0.5	0.07	0.021		33.0	< 0.01	0.74	< 0.3	2.83	< 3	10	116	< 2	0.12	< 0.3	< 1	32	4	0.42	48	< 1	0.45
1033342	0.20	0.38	1.6	0.05	0.103		30.4	< 0.01	0.62	< 0.3	4.42	< 3	25	194	5	0.23	< 0.3	< 1	8	6	0.43	71	< 1	1.44
1033343	0.12	0.18	1.3	< 0.01	0.072		28.4	< 0.01	0.14	< 0.3	4.21	< 3	15	343	< 2	0.12	< 0.3	< 1	3	6	0.21	70	1	0.79
1033344	4.14	6.98	2.4	4.28	0.201		21.2	0.55	0.33	< 0.3	4.12	< 3	177	23	< 2	4.35	1.0	38	141	15	7.02	24	< 1	1.48
1033345	0.21	0.28	1.9	0.08	0.106		33.5	0.02	0.02	< 0.3	3.49	< 3	9	281	< 2	0.17	< 0.3	< 1	9	5	0.19	64	< 1	1.07
1033346	0.10	0.15	2.2	< 0.01	0.088		27.7	< 0.01	< 0.01	< 0.3	3.85	< 3	11	436	< 2	0.14	< 0.3	< 1	5	5	0.18	57	< 1	1.03
1033347	33.8	0.06	< 0.1	2.60	< 0.005		5.89	< 0.01	< 0.01	< 0.3	0.04	< 3	13	< 1	< 2	27.0	0.3	< 1	6	2	0.10	< 1	1	0.01
1033348	0.24	0.48	3.1	0.01	0.072		37.8	< 0.01	< 0.01	< 0.3	3.81	< 3	15	221	< 2	0.21	< 0.3	< 1	6	5	0.16	50	< 1	1.44
1033349										< 0.3	3.80	7	156	8	< 2	8.83	0.6	36	204	50	7.24	19	1	0.59
1033350										< 0.3	3.78	< 3	110	6	< 2	8.58	< 0.3	35	154	55	7.05	21	< 1	0.43
1033351										< 0.3	4.20	< 3	32	416	< 2	0.22	< 0.3	< 1	4	6	0.22	49	1	2.29
1033352										< 0.3	3.91	< 3	119	7	5	9.58	0.5	37	173	35	7.30	20	< 1	0.46
1033353										< 0.3	3.90	< 3	77	4	3	10.3	0.5	35	167	46	7.09	17	< 1	0.33
1033354										< 0.3	4.01	< 3	145	49	< 2	7.02	0.4	31	177	19	6.62	23	< 1	1.00
1033355										< 0.3	3.90	< 3	240	11	< 2	8.33	0.6	37	197	24	7.45	21	< 1	0.92
1033356	0.14	1.52	1.9	0.58	0.033		34.4	< 0.01	1.33	< 0.3	4.99	< 3	329	91	< 2	0.16	< 0.3	6	16	35	1.54	78	1	1.14
1033357	0.07	0.39	1.5	0.04	0.030		33.9	< 0.01	1.24	< 0.3	3.86	< 3	58	46	< 2	0.09	< 0.3	< 1	7	5	0.41	66	2	0.99

Analyte Symbol	Ca	Fe	K	Mg	P	S	Si	Ti	Li	Ag	Al	As	Ba	Be	Bi	Ca	Cd	Co	Cr	Cu	Fe	Ga	Hg	K
Unit Symbol	%	%	%	%	%	%	%	%	%	ppm	%	ppm	ppm	ppm	ppm	%	ppm	ppm	ppm	ppm	%	ppm	ppm	%
Detection Limit	0.01	0.05	0.1	0.01	0.005	0.01	0.01	0.01	0.01	0.3	0.01	3	7	1	2	0.01	0.3	1	1	1	0.01	1	1	0.01
Analysis Method	FUS-Na2O2	FUS-Na2O2	FUS-Na2O2	FUS-Na2O2	FUS-Na2O2	FUS-ICP	FUS-Na2O2	FUS-Na2O2	FUS-Na2O2	TD-ICP	TD-ICP	TD-ICP	TD-ICP	TD-ICP	TD-ICP	TD-ICP	TD-ICP	TD-ICP	TD-ICP	TD-ICP	TD-ICP	TD-ICP	TD-ICP	TD-ICP
1033358	0.10	0.45	1.0	0.04	0.016		23.7	< 0.01	1.48	< 0.3	4.29	< 3	93	281	< 2	0.11	< 0.3	< 1	5	4	0.47	78	< 1	0.97
1033359	0.19	0.18	3.7	0.02	0.143		22.9	< 0.01	0.06	< 0.3	4.15	< 3	30	137	< 2	0.20	< 0.3	< 1	3	2	0.20	57	< 1	1.57
1033360	0.13	0.28	1.8	0.01	0.075		27.7	< 0.01	0.74	< 0.3	4.38	< 3	54	136	< 2	0.14	0.4	< 1	68	6	0.32	66	< 1	1.40
1033361	8.19	6.93	0.5	3.49	0.119		25.8	0.55	0.23	< 0.3	4.12	< 3	139	3	< 2	8.06	0.5	37	137	53	6.76	20	< 1	0.51
1033362										0.3	4.22	5	256	< 1	< 2	4.82	0.3	30	181	64	5.98	21	< 1	0.90
1033363										< 0.3	3.05	< 3	65	20	< 2	6.60	0.4	15	41	48	3.47	18	< 1	0.29
1033364										< 0.3	3.99	< 3	30	261	< 2	0.47	< 0.3	1	5	4	0.33	58	< 1	1.47
1033365										< 0.3	3.38	3	130	6	< 2	8.64	0.5	42	339	74	7.37	20	< 1	0.33
1033366										< 0.3	3.65	< 3	29	16	< 2	2.15	0.4	12	17	33	3.33	44	< 1	0.37
1033367										< 0.3	3.40	< 3	148	7	4	4.30	0.5	19	26	41	10.2	33	< 1	0.72
1033368	0.24	0.28	2.1	0.11	0.098		30.9	0.01	0.90	< 0.3	4.34	< 3	10	276	< 2	0.15	0.4	< 1	7	2	0.23	69	1	1.13
1033369										< 0.3	4.03	< 3	< 7	189	< 2	0.21	< 0.3	< 1	3	2	0.37	67	< 1	1.78
1033370	0.69	1.27	1.3	0.23	0.271		29.5	0.09	0.66	< 0.3	4.24	< 3	14	244	< 2	0.77	0.4	3	4	8	1.26	64	< 1	0.95
1033371	4.62	13.1	0.3	2.16	0.174		22.4	0.96	0.29	0.4	3.51	5	114	2	< 2	4.68	0.9	30	12	60	12.8	25	< 1	0.35
1033372										0.4	3.51	< 3	173	< 1	< 2	3.96	0.9	32	8	82	13.0	23	< 1	0.34
1033373										< 0.3	1.16	< 3	83	7	< 2	3.37	< 0.3	16	12	175	3.94	13	< 1	0.14
1033374										< 0.3	1.96	< 3	31	3	< 2	3.06	0.4	22	15	107	5.22	15	< 1	0.10
1033375	3.79	11.2	1.4	1.53	0.193		22.9	0.87	0.25	< 0.3	3.08	< 3	104	7	< 2	3.68	0.6	18	4	42	10.2	24	< 1	1.06
1033376	0.56	0.68	1.4	0.09	0.355		26.9	0.05	0.55	< 0.3	3.91	< 3	21	86	< 2	0.62	< 0.3	1	2	< 1	0.66	67	< 1	0.91
1033377	0.08	0.17	2.8	< 0.01	0.202		30.2	< 0.01	0.55	< 0.3	3.91	4	< 7	63	< 2	0.11	0.4	< 1	3	1	0.19	60	1	1.12
1033378	0.09	0.14	1.3	< 0.01	0.403		31.9	< 0.01	0.67	< 0.3	3.62	5	< 7	159	< 2	0.10	< 0.3	< 1	14	1	0.18	69	< 1	0.90
1033379	0.06	0.20	1.4	< 0.01	0.371		33.0	< 0.01	0.54	< 0.3	3.46	< 3	< 7	401	7	0.12	< 0.3	< 1	21	1	0.28	68	< 1	1.22
1033380	0.08	0.28	1.7	0.01	0.075		31.0	< 0.01	0.74	< 0.3	4.09	< 3	52	134	< 2	0.14	0.4	< 1	72	4	0.31	65	< 1	1.49
1033381	0.11	0.16	1.8	< 0.01	0.179		33.7	< 0.01	0.06	< 0.3	3.06	< 3	< 7	400	2	0.12	0.3	< 1	10	< 1	0.19	51	< 1	1.23
1033382	0.11	0.21	2.4	< 0.01	0.203		34.0	< 0.01	0.27	< 0.3	3.66	3	< 7	433	< 2	0.15	< 0.3	< 1	8	3	0.24	63	1	1.24
1033383	0.22	0.25	1.2	< 0.01	0.200		29.8	< 0.01	0.57	< 0.3	3.89	< 3	< 7	455	< 2	0.15	< 0.3	< 1	3	1	0.25	76	< 1	1.00
1033384	0.18	0.18	1.8	< 0.01	0.196		29.9	< 0.01	0.06	< 0.3	2.30	< 3	< 7	251	< 2	0.11	< 0.3	< 1	9	2	0.17	56	< 1	0.86
1033385	0.11	0.13	2.1	< 0.01	0.132		26.8	< 0.01	0.13	< 0.3	3.59	5	< 7	537	3	0.13	< 0.3	< 1	5	1	0.16	62	2	0.99
1033386	0.46	1.16	1.6	0.19	0.220		27.8	0.09	0.09	< 0.3	4.02	< 3	22	95	< 2	0.54	< 0.3	3	11	2	1.11	66	1	1.15
1033387	4.10	12.8	0.7	3.00	0.191		19.7	0.80	0.66	< 0.3	3.49	< 3	30	8	< 2	4.00	0.8	28	5	27	12.3	25	< 1	0.71
1033388										< 0.3	3.45	< 3	33	2	5	3.90	0.7	28	15	85	12.5	23	< 1	0.28
1033389										< 0.3	3.75	< 3	143	2	< 2	6.50	0.6	38	16	42	11.5	24	< 1	0.45
1033390	0.29	0.63	3.2	0.08	0.165		33.6	0.03	0.01	< 0.3	2.94	3	112	438	< 2	0.30	< 0.3	1	4	7	0.50	43	< 1	1.82
1033391										< 0.3	3.79	< 3	184	3	3	5.21	0.8	40	30	61	11.2	22	< 1	0.64
1033392										< 0.3	4.27	< 3	46	11	< 2	7.53	0.7	42	65	115	7.82	23	< 1	0.26
1033393	0.21	0.37	1.3	0.03	0.092		31.5	< 0.01	0.30	< 0.3	3.95	< 3	41	232	16	0.25	< 0.3	< 1	4	3	0.40	74	1	0.95
1033394	0.21	0.45	2.0	0.02	0.083		31.4	< 0.01	0.37	< 0.3	3.86	7	53	282	54	0.18	< 0.3	< 1	7	5	0.43	69	< 1	2.07
1033395	7.20	7.33	0.5	2.64	0.104		20.5	0.33	0.17	< 0.3	4.93	7	51	47	16	7.67	0.5	44	56	80	7.65	34	< 1	0.51
1033396	8.30	8.58	0.3	3.32	0.053		21.4	0.43	0.18	< 0.3	4.71	5	39	8	4	8.29	0.5	50	65	116	8.81	23	< 1	0.36
1033397	0.60	0.91	3.3	0.25	0.130		29.5	0.04	0.22	< 0.3	3.54	5	89	344	27	0.55	0.6	3	8	10	0.78	56	< 1	2.07
1033398	0.45	0.76	2.4	0.09	0.141		30.0	0.13	0.35	< 0.3	4.09	< 3	159	367	13	0.53	< 0.3	< 1	7	4	0.65	72	< 1	2.14
1033399										< 0.3	4.43	5	43	17	6	10.8	0.5	46	78	84	7.87	24	< 1	0.20
1033400										< 0.3	4.40	6	46	141	4	0.14	0.3	< 1	49	4	0.31	68	< 1	1.73
1033401										< 0.3	3.78	7	81	2	< 2	6.50	1.3	47	66	152	11.0	24	< 1	0.89
1033402	0.21	0.38	7.1	0.06	0.084		27.7	0.02	43.5	< 0.3	3.46	< 3	360	240	5	0.17	1.2	< 1	3	38	0.33	34	< 1	3.06
1033404	0.17	0.40	4.8	0.04	0.098		29.1	0.01	69.5	< 0.3	3.79	< 3	171	420	10	0.14	< 0.3	< 1	7	7	0.38	41	< 1	3.25
1033405	0.14	0.47	3.7	0.02	0.075		29.2	< 0.01	468	< 0.3	3.27	< 3	163	768	17	0.14	0.7	< 1	4	6	0.45	42	< 1	3.47
1033406	0.16	0.33	3.4	0.02	0.087		32.3	0.01	602	< 0.3	3.74	< 3	157	452	60	0.17	0.6	< 1	6	6	0.33	54	< 1	3.73
1033407										< 0.3	3.88	< 3	49	3	3	6.48	1.7	40	70	59	9.94	25	< 1	0.30
1033408										< 0.3	4.09	< 3	63	< 1	2	7.08	0.5	48	78	63	8.37	21	< 1	0.34
1033409	0.59	0.75	3.4	0.23	0.080		29.3	0.05	56.8	< 0.3	3.51	< 3	91	87	17	0.55	< 0.3	3	6	17	0.66	38	1	2.61

Analyte Symbol	Ca	Fe	K	Mg	P	S	Si	Ti	Li	Ag	Al	As	Ba	Be	Bi	Ca	Cd	Co	Cr	Cu	Fe	Ga	Hg	K
Unit Symbol	%	%	%	%	%	%	%	%	%	ppm	%	ppm	ppm	ppm	ppm	%	ppm	ppm	ppm	ppm	%	ppm	ppm	%
Detection Limit	0.01	0.05	0.1	0.01	0.005	0.01	0.01	0.01	0.01	0.3	0.01	3	7	1	2	0.01	0.3	1	1	1	0.01	1	1	0.01
Analysis Method	FUS-Na2O2	FUS-Na2O2	FUS-Na2O2	FUS-Na2O2	FUS-Na2O2	FUS-ICP	FUS-Na2O2	FUS-Na2O2	FUS-Na2O2	TD-ICP	TD-ICP	TD-ICP	TD-ICP	TD-ICP	TD-ICP	TD-ICP	TD-ICP	TD-ICP	TD-ICP	TD-ICP	TD-ICP	TD-ICP	TD-ICP	TD-ICP
1033410	0.20	0.61	2.8	0.05	0.072		28.6	0.02	5590	< 0.3	3.20	< 3	75	277	27	0.12	< 0.3	< 1	5	8	0.55	63	1	2.62
1033411	0.16	0.45	1.9	0.02	0.087		29.2	0.01	3110	< 0.3	3.97	< 3	63	399	11	0.14	< 0.3	< 1	4	2	0.46	59	< 1	1.90
1033412	36.5	0.09	< 0.1	1.85	0.011		5.34	< 0.01	54.9	< 0.3	0.05	< 3	41	< 1	< 2	32.9	< 0.3	< 1	4	4	0.11	2	< 1	0.03
1033413	0.19	0.58	3.7	0.03	0.070		29.4	< 0.01	4100	< 0.3	3.79	< 3	68	280	14	0.12	< 0.3	< 1	7	2	0.48	61	< 1	3.22
1033414	0.68	1.74	1.2	0.17	0.227		29.8	0.08	106	< 0.3	4.34	< 3	33	202	8	0.82	< 0.3	3	50	12	1.31	67	< 1	1.29
1033415										< 0.3	4.32	< 3	58	1	< 2	6.64	0.6	51	46	112	9.45	22	< 1	0.31
1033416										< 0.3	4.45	< 3	103	8	2	7.06	0.6	32	88	125	9.53	30	< 1	0.52
1033417	0.41	0.48	1.6	0.06	0.119		33.3	0.05	4100	< 0.3	4.64	< 3	17	181	5	0.44	0.9	< 1	13	7	0.45	85	< 1	1.70
1033418	0.31	0.37	2.6	0.05	0.113		27.1	0.03	2440	< 0.3	3.99	< 3	45	156	4	0.35	0.4	< 1	37	5	0.34	67	< 1	2.52
1033419	6.23	8.77	0.3	2.34	0.110		21.5	1.30	1110	< 0.3	4.28	< 3	66	2	< 2	6.18	0.6	30	154	91	8.55	24	< 1	0.31
1033420										< 0.3	4.08	< 3	38	144	4	0.13	0.3	< 1	100	4	0.30	65	< 1	1.67
1033421										< 0.3	4.15	< 3	56	2	< 2	5.38	1.0	42	119	127	9.91	25	< 1	0.61
1033422	0.71	0.83	2.1	0.15	0.100		29.7	0.17	124	< 0.3	4.41	< 3	21	160	6	0.71	0.6	3	9	9	0.69	70	< 1	2.11
1033423										< 0.3	4.40	5	90	4	< 2	5.96	1.0	42	73	92	8.91	26	< 1	0.55

Analyte Symbol	Mg	Li	Mn	Mo	Na	Ni	P	Pb	Sb	S	Sc	Sr	Te	Ti	Tl	U	V	W	Y	Zn	Zr	S
Unit Symbol	%	ppm	ppm	ppm	%	ppm	%	ppm	ppm	%	ppm	ppm	ppm	%	ppm	ppm	ppm	ppm	ppm	ppm	ppm	%
Detection Limit	0.01	1	1	1	0.01	1	0.001	3	5	0.01	4	1	2	0.01	5	10	2	5	1	1	5	0.01
Analysis Method	TD-ICP	TD-ICP	TD-ICP	TD-ICP	TD-ICP	TD-ICP	TD-ICP	TD-ICP	TD-ICP	TD-ICP	TD-ICP	TD-ICP	TD-ICP	TD-ICP	TD-ICP	TD-ICP	TD-ICP	TD-ICP	TD-ICP	TD-ICP	TD-ICP	FUS-Na2O2
1033001	0.03	4530	608	1	3.85	3	0.160	4	< 5	< 0.01	< 4	89	6	0.01	< 5	< 10	2	< 5	< 1	134	16	< 0.01
1033002	0.01	4780	601	< 1	4.77	2	0.114	< 3	< 5	< 0.01	< 4	20	< 2	< 0.01	6	< 10	< 2	< 5	< 1	83	12	0.01
1033003	2.79	3190	1620	< 1	1.89	43	0.075	< 3	< 5	0.08	43	194	< 2	0.26	< 5	< 10	167	< 5	45	160	56	0.13
1033004	3.01	3000	1910	< 1	1.71	41	0.078	4	< 5	0.27	42	131	< 2	0.27	7	< 10	176	< 5	49	134	54	0.34
1033005	1.53	359	1390	< 1	3.41	23	0.115	4	< 5	0.08	24	125	< 2	0.19	< 5	< 10	130	< 5	29	118	39	0.12
1033006	0.35	7530	2050	3	1.77	7	0.486	< 3	< 5	0.02	5	65	< 2	0.02	< 5	< 10	55	< 5	8	192	9	0.04
1033007	0.02	595	1480	< 1	5.95	2	0.375	6	< 5	0.02	< 4	23	10	< 0.01	< 5	< 10	2	< 5	2	99	8	0.05
1033008	2.32	1250	2590	< 1	1.04	27	0.055	4	< 5	0.61	17	107	3	0.48	< 5	< 10	167	< 5	23	122	122	
1033009	1.18	586	3770	2	2.02	13	0.271	< 3	< 5	0.24	11	131	3	0.29	< 5	< 10	105	< 5	17	130	60	
1033010	2.74	644	4540	< 1	0.73	29	0.059	8	< 5	1.23	21	52	4	0.57	< 5	< 10	210	6	32	165	112	
1033011	0.45	289	1150	2	5.29	7	0.181	10	< 5	0.04	7	43	7	0.17	< 5	10	63	5	9	262	49	
1033012	1.77	264	1950	< 1	1.97	33	0.063	< 3	< 5	0.24	25	119	< 2	0.19	< 5	< 10	128	< 5	35	114	39	
1033013	2.45	251	4190	< 1	0.85	30	0.041	< 3	< 5	1.98	14	76	< 2	0.37	< 5	< 10	131	13	25	350	123	
1033014	2.55	318	5790	< 1	0.67	34	0.041	< 3	< 5	1.51	14	30	7	0.37	< 5	< 10	149	< 5	26	226	100	
1033015	3.03	413	4010	< 1	0.83	33	0.053	4	< 5	0.60	30	47	2	0.53	< 5	< 10	255	< 5	40	142	112	
1033016	1.71	253	3100	< 1	1.68	24	0.117	< 3	< 5	0.48	20	41	3	0.54	< 5	< 10	207	< 5	30	146	68	
1033017	2.47	884	3020	2	0.60	29	0.038	< 3	< 5	0.29	16	84	4	0.50	< 5	< 10	163	6	24	293	123	
1033018	2.54	549	2210	< 1	1.09	35	0.054	4	< 5	0.22	27	209	< 2	0.18	< 5	< 10	113	5	33	139	34	
1033019	2.79	545	2820	< 1	0.72	37	0.044	< 3	< 5	0.58	31	99	2	0.41	< 5	< 10	248	< 5	37	139	96	
1033020	< 0.01	6680	356	7	2.95	10	0.055	< 3	< 5	< 0.01	< 4	19	< 2	< 0.01	15	< 10	3	5	< 1	171	9	
1033021	2.60	316	2540	< 1	1.02	38	0.062	< 3	< 5	0.04	39	112	< 2	0.21	< 5	< 10	203	< 5	48	169	62	
1033022	2.36	1250	1910	< 1	1.50	35	0.072	< 3	< 5	0.03	37	122	< 2	0.16	6	< 10	124	< 5	41	122	51	0.09
1033023	0.01	194	664	< 1	3.48	< 1	0.282	5	< 5	< 0.01	< 4	100	< 2	< 0.01	11	20	< 2	< 5	1	128	8	< 0.01
1033024	< 0.01	188	951	< 1	3.35	1	0.298	8	< 5	< 0.01	< 4	114	3	< 0.01	6	20	< 2	< 5	1	174	8	0.02
1033025	1.92	1070	1840	< 1	1.83	6	0.127	< 3	< 5	0.14	33	135	2	0.22	< 5	< 10	48	< 5	59	161	52	
1033026	0.04	100	421	< 1	6.66	2	0.265	< 3	< 5	< 0.01	< 4	72	9	0.02	< 5	10	3	< 5	3	27	11	
1033027	1.91	672	1740	< 1	1.98	5	0.109	< 3	< 5	0.06	34	122	< 2	0.28	< 5	< 10	57	< 5	57	136	57	
1033028	0.01	1240	197	< 1	3.67	2	0.122	< 3	< 5	< 0.01	< 4	55	< 2	< 0.01	29	< 10	< 2	< 5	< 1	24	6	
1033029	1.98	1350	1860	< 1	2.46	5	0.097	3	< 5	0.42	37	186	2	0.26	< 5	< 10	73	< 5	51	134	18	
1033030	1.89	928	1860	< 1	2.87	6	0.135	< 3	< 5	0.33	33	225	3	0.36	< 5	< 10	139	< 5	48	135	49	
1033031	0.87	356	417	< 1	5.15	4	0.255	< 3	< 5	0.63	10	242	4	0.32	< 5	< 10	111	< 5	7	86	28	
1033032	1.88	1370	1860	< 1	2.71	5	0.188	< 3	< 5	0.32	36	187	< 2	0.16	< 5	< 10	82	< 5	51	130	14	
1033033	0.03	41	89	< 1	4.11	2	0.084	3	< 5	0.01	< 4	44	2	< 0.01	15	< 10	2	< 5	< 1	21	7	
1033034	3.11	925	1580	< 1	1.85	64	0.087	< 3	< 5	0.27	34	236	< 2	0.20	< 5	< 10	126	< 5	39	106	16	
1033035	2.90	739	1460	< 1	1.97	113	0.097	< 3	< 5	0.15	25	270	< 2	0.27	< 5	< 10	133	< 5	19	111	21	
1033036	3.75	837	1310	2	3.27	143	0.123	3	< 5	0.30	33	261	4	0.64	< 5	< 10	219	< 5	21	121	63	
1033037	4.74	690	1730	< 1	2.47	257	0.130	< 3	< 5	1.44	35	225	3	0.74	8	< 10	245	< 5	23	282	56	
1033038	4.16	1110	1790	< 1	2.48	190	0.122	< 3	< 5	0.33	36	335	7	0.81	< 5	< 10	262	< 5	24	120	81	
1033039	4.36	1420	1620	< 1	1.78	219	0.112	< 3	< 5	0.10	35	486	< 2	0.21	< 5	< 10	132	< 5	22	118	33	
1033040	0.02	7010	367	7	2.91	10	0.067	< 3	6	< 0.01	< 4	37	< 2	< 0.01	11	< 10	3	5	< 1	186	7	
1033041	0.02	550	740	< 1	4.83	2	0.015	4	< 5	< 0.01	< 4	21	< 2	< 0.01	< 5	< 10	3	< 5	< 1	44	10	
1033042	0.02	81	935	< 1	4.38	1	0.016	3	< 5	< 0.01	< 4	34	< 2	< 0.01	7	< 10	3	< 5	< 1	61	9	
1033043	4.83	732	2270	< 1	0.77	256	0.139	5	< 5	0.30	30	309	< 2	0.41	< 5	< 10	172	7	19	155	26	
1033044	5.18	1680	1680	< 1	1.66	235	0.121	< 3	< 5	0.19	35	267	4	0.58	< 5	< 10	199	< 5	22	108	59	
1033045	0.34	258	654	< 1	5.30	22	0.026	8	< 5	< 0.01	< 4	89	< 2	0.03	8	< 10	10	< 5	1	53	19	
1033046	5.25	694	1250	< 1	2.13	274	0.122	< 3	< 5	0.47	33	719	5	0.71	< 5	< 10	235	< 5	21	89	68	
1033047	2.03	1270	1380	< 1	2.46	19	0.220	< 3	< 5	0.01	25	351	< 2	0.46	< 5	< 10	84	< 5	30	139	76	0.05
1033048	0.04	92	463	< 1	4.48	2	0.071	< 3	< 5	< 0.01	< 4	25	< 2	0.03	< 5	< 10	11	< 5	< 1	46	19	0.03
1033049	0.01	233	495	< 1	4.36	1	0.064	< 3	5	< 0.01	< 4	29	6	< 0.01	14	< 10	6	< 5	< 1	42	20	< 0.01
1033050	0.01	3610	461	< 1	3.77	2	0.080	< 3	< 5	< 0.01	< 4	32	< 2	< 0.01	21	< 10	3	< 5	< 1	86	16	0.01
1033051	0.03	1770	420	< 1	3.63	1	0.073	< 3	< 5	< 0.01	< 4	34	3	< 0.01	15	< 10	3	< 5	< 1	96	17	0.02

Analyte Symbol	Mg	Li	Mn	Mo	Na	Ni	P	Pb	Sb	S	Sc	Sr	Te	Ti	Tl	U	V	W	Y	Zn	Zr	S
Unit Symbol	%	ppm	ppm	ppm	%	ppm	%	ppm	ppm	%	ppm	ppm	ppm	%	ppm	ppm	ppm	ppm	ppm	ppm	ppm	%
Detection Limit	0.01	1	1	1	0.01	1	0.001	3	5	0.01	4	1	2	0.01	5	10	2	5	1	1	5	0.01
Analysis Method	TD-ICP	TD-ICP	TD-ICP	TD-ICP	TD-ICP	TD-ICP	TD-ICP	TD-ICP	TD-ICP	TD-ICP	TD-ICP	TD-ICP	TD-ICP	TD-ICP	TD-ICP	TD-ICP	TD-ICP	TD-ICP	TD-ICP	TD-ICP	TD-ICP	FUS-Na2O2
1033052	3.50	422	1300	< 1	1.84	156	0.120	< 3	< 5	0.32	24	408	< 2	0.32	< 5	< 10	126	< 5	19	93	14	
1033053	0.47	425	721	2	4.35	29	0.171	< 3	< 5	< 0.01	< 4	86	< 2	0.09	13	< 10	26	< 5	2	142	21	
1033054	3.38	353	1340	< 1	1.70	171	0.075	< 3	< 5	< 0.01	24	294	< 2	0.21	< 5	< 10	65	< 5	17	90	10	
1033055	0.03	5210	270	< 1	3.35	3	0.044	< 3	6	< 0.01	< 4	19	< 2	< 0.01	5	< 10	3	< 5	< 1	41	12	
1033056	0.01	1100	725	< 1	3.72	3	0.193	4	< 5	< 0.01	< 4	55	6	< 0.01	21	< 10	< 2	< 5	< 1	31	8	
1033057	< 0.01	7480	673	< 1	3.40	2	0.100	< 3	< 5	< 0.01	< 4	10	< 2	< 0.01	7	< 10	< 2	< 5	< 1	53	6	
1033058	< 0.01	4930	310	< 1	3.60	4	0.064	< 3	< 5	< 0.01	< 4	18	< 2	< 0.01	9	< 10	< 2	< 5	< 1	36	6	
1033059	< 0.01	1950	248	< 1	2.31	2	0.093	< 3	< 5	< 0.01	< 4	45	8	< 0.01	27	< 10	< 2	< 5	< 1	54	9	
1033060	0.01	7110	387	7	3.08	11	0.064	4	6	< 0.01	< 4	32	< 2	< 0.01	14	< 10	2	6	< 1	183	8	
1033061	0.01	7390	271	< 1	2.94	2	0.057	< 3	< 5	< 0.01	< 4	25	< 2	< 0.01	6	< 10	< 2	< 5	< 1	66	8	
1033062	< 0.01	2200	358	< 1	5.73	1	0.216	< 3	< 5	< 0.01	< 4	22	< 2	< 0.01	< 5	< 10	< 2	< 5	< 1	28	6	
1033063	3.73	767	1380	< 1	2.00	190	0.108	< 3	< 5	0.02	26	472	2	0.25	< 5	< 10	84	< 5	18	96	15	
1033064	0.33	84	257	< 1	4.70	15	0.091	5	< 5	< 0.01	< 4	91	< 2	0.06	6	< 10	18	< 5	2	113	16	
1033065	2.52	529	1110	< 1	4.00	147	0.318	9	< 5	0.04	15	267	9	0.45	8	< 10	119	< 5	11	145	69	
1033066	3.72	640	1350	< 1	3.21	133	0.143	4	< 5	0.03	24	652	< 2	0.67	8	< 10	171	< 5	19	140	125	
1033067	0.13	127	207	1	5.25	9	0.150	< 3	< 5	< 0.01	< 4	51	4	0.02	< 5	< 10	6	< 5	< 1	53	16	
1033068	6.29	361	1520	< 1	1.45	299	0.217	< 3	< 5	0.01	27	481	3	0.72	< 5	< 10	198	< 5	18	82	64	
1033069	0.29	59	136	< 1	6.49	15	0.146	< 3	< 5	0.01	< 4	145	< 2	0.07	< 5	< 10	16	< 5	2	35	23	
1033070	2.17	1420	1300	< 1	2.39	24	0.179	< 3	< 5	0.02	25	345	< 2	0.13	< 5	< 10	69	< 5	28	145	35	0.06
1033071	0.02	74	688	1	5.03	2	0.056	3	6	< 0.01	< 4	24	< 2	0.01	< 5	< 10	5	< 5	< 1	32	18	0.02
1033072	< 0.01	60	273	< 1	4.27	2	0.077	4	< 5	< 0.01	< 4	28	< 2	< 0.01	13	< 10	5	< 5	< 1	28	14	< 0.01
1033073	0.01	42	116	< 1	5.42	2	0.085	3	< 5	< 0.01	< 4	28	< 2	< 0.01	7	< 10	3	< 5	1	33	17	< 0.01
1033074	0.01	594	368	< 1	4.70	4	0.129	4	< 5	< 0.01	< 4	36	3	< 0.01	21	< 10	2	< 5	< 1	68	18	< 0.01
1033075	0.10	163	469	< 1	5.48	3	0.192	< 3	< 5	< 0.01	< 4	59	9	0.06	10	< 10	13	< 5	4	82	43	< 0.01
1033076	1.92	1740	1280	< 1	2.65	14	0.197	< 3	< 5	< 0.01	24	263	< 2	0.34	6	< 10	73	< 5	33	130	79	0.05
1033077	1.89	749	1230	< 1	3.30	15	0.194	< 3	< 5	0.01	23	206	7	0.34	< 5	< 10	91	< 5	30	121	141	
1033078	2.86	423	1130	< 1	2.18	179	0.114	5	< 5	0.08	26	345	< 2	0.17	< 5	< 10	76	< 5	19	105	32	
1033079	0.28	85	722	2	5.52	21	0.074	< 3	< 5	0.01	< 4	46	2	0.05	9	< 10	12	< 5	< 1	96	25	0.02
1033080	0.01	6820	345	7	2.83	9	0.056	< 3	< 5	< 0.01	< 4	27	< 2	< 0.01	11	< 10	2	< 5	< 1	176	7	< 0.01
1033081	0.27	35	895	3	6.55	16	0.046	< 3	< 5	< 0.01	< 4	79	< 2	0.03	< 5	< 10	9	< 5	1	122	21	< 0.01
1033082	6.90	799	1030	< 1	1.82	308	0.188	< 3	< 5	0.41	27	416	7	0.56	< 5	< 10	178	< 5	18	74	93	
1033083	7.14	550	1370	< 1	1.49	308	0.218	< 3	< 5	0.14	28	404	< 2	0.58	< 5	< 10	176	< 5	19	55	77	
1033084	0.03	6360	445	< 1	2.89	3	0.122	< 3	< 5	< 0.01	< 4	29	< 2	< 0.01	17	< 10	4	< 5	< 1	141	16	
1033085	0.01	3930	517	< 1	3.41	2	0.158	4	< 5	< 0.01	< 4	42	< 2	< 0.01	19	< 10	2	< 5	< 1	130	13	
1033086	0.01	4720	486	< 1	3.59	1	0.104	< 3	5	< 0.01	< 4	34	5	< 0.01	18	< 10	< 2	< 5	< 1	60	11	
1033087	< 0.01	4950	516	< 1	2.86	2	0.095	5	< 5	< 0.01	< 4	41	6	< 0.01	22	< 10	< 2	< 5	< 1	43	6	
1033088	0.01	> 10000	518	< 1	1.78	2	0.052	< 3	5	< 0.01	< 4	25	< 2	< 0.01	19	< 10	2	< 5	< 1	57	8	
1033089	0.24	949	388	2	5.21	16	0.176	< 3	< 5	0.01	< 4	100	< 2	0.03	< 5	< 10	10	< 5	1	101	9	
1033090	6.05	1650	1640	< 1	1.13	279	0.170	< 3	< 5	0.03	29	449	< 2	0.36	< 5	< 10	133	< 5	18	105	32	
1033091	4.19	352	1550	< 1	1.32	203	0.107	8	< 5	0.02	28	653	< 2	0.21	< 5	< 10	81	< 5	16	104	18	
1033092	6.21	610	1890	< 1	0.87	296	0.170	< 3	< 5	0.16	33	713	< 2	0.57	< 5	< 10	173	21	22	94	28	
1033093	6.99	839	1650	< 1	1.04	369	0.162	< 3	< 5	0.15	33	493	9	0.55	< 5	< 10	175	< 5	23	110	37	
1033094	4.75	810	1540	< 1	3.10	233	0.497	< 3	< 5	0.02	21	472	< 2	0.40	< 5	< 10	155	< 5	15	165	35	
1033095	5.47	1290	1830	< 1	2.01	246	0.136	< 3	< 5	0.83	32	223	19	0.89	< 5	< 10	237	< 5	23	153	81	
1033096	4.19	329	1960	< 1	1.79	237	0.102	< 3	< 5	0.39	34	337	3	0.64	< 5	< 10	204	< 5	24	179	33	
1033097	< 0.01	5970	349	< 1	3.33	3	0.063	< 3	< 5	< 0.01	< 4	19	< 2	< 0.01	12	< 10	< 2	< 5	< 1	48	< 5	
1033098	0.01	1750	333	< 1	2.89	2	0.133	4	< 5	< 0.01	< 4	61	< 2	< 0.01	36	< 10	< 2	< 5	< 1	24	12	
1033099	0.02	5530	472	< 1	2.73	2	0.111	< 3	< 5	< 0.01	< 4	49	< 2	< 0.01	28	< 10	< 2	< 5	< 1	102	< 5	
1033100	0.01	6850	386	7	2.97	10	0.060	< 3	< 5	< 0.01	< 4	32	< 2	< 0.01	12	< 10	2	< 5	< 1	175	7	
1033101	0.01	8830	340	< 1	1.59	2	0.078	< 3	< 5	0.05	< 4	38	< 2	< 0.01	27	< 10	< 2	< 5	< 1	1250	< 5	
1033102	0.03	> 10000	494	1	1.35	2	0.102	< 3	< 5	< 0.01	< 4	37	< 2	< 0.01	14	< 10	< 2	< 5	< 1	61	< 5	

Analyte Symbol	Mg	Li	Mn	Mo	Na	Ni	P	Pb	Sb	S	Sc	Sr	Te	Ti	Tl	U	V	W	Y	Zn	Zr	S
Unit Symbol	%	ppm	ppm	ppm	%	ppm	%	ppm	ppm	%	ppm	ppm	ppm	%	ppm	ppm	ppm	ppm	ppm	ppm	ppm	%
Detection Limit	0.01	1	1	1	0.01	1	0.001	3	5	0.01	4	1	2	0.01	5	10	2	5	1	1	5	0.01
Analysis Method	TD-ICP	TD-ICP	TD-ICP	TD-ICP	TD-ICP	TD-ICP	TD-ICP	TD-ICP	TD-ICP	TD-ICP	TD-ICP	TD-ICP	TD-ICP	TD-ICP	TD-ICP	TD-ICP	TD-ICP	TD-ICP	TD-ICP	TD-ICP	TD-ICP	FUS-Na2O2
1033103	1.16	8	107	< 1	0.04	< 1	0.007	< 3	< 5	0.01	< 4	71	< 2	< 0.01	< 5	< 10	4	< 5	2	3	< 5	
1033104	0.02	> 10000	395	1	0.79	3	0.051	< 3	< 5	0.01	< 4	34	< 2	< 0.01	13	< 10	< 2	< 5	< 1	241	< 5	
1033105	0.01	8340	303	< 1	1.98	2	0.080	< 3	< 5	< 0.01	< 4	40	< 2	< 0.01	25	< 10	< 2	< 5	< 1	30	7	
1033106	0.01	7510	1560	< 1	1.48	2	0.075	< 3	< 5	< 0.01	< 4	41	< 2	< 0.01	33	< 10	< 2	< 5	< 1	28	< 5	
1033107	0.01	9360	514	< 1	2.62	3	0.075	< 3	5	< 0.01	< 4	22	< 2	< 0.01	6	< 10	< 2	< 5	< 1	69	10	
1033108	0.01	3110	375	< 1	3.35	2	0.112	< 3	< 5	< 0.01	< 4	49	< 2	< 0.01	26	< 10	3	< 5	< 1	181	9	
1033109	< 0.01	1680	296	< 1	3.07	2	0.130	4	< 5	< 0.01	< 4	62	< 2	< 0.01	40	< 10	5	< 5	< 1	206	10	
1033110	< 0.01	105	284	< 1	4.42	2	0.141	< 3	< 5	< 0.01	< 4	48	< 2	< 0.01	20	< 10	6	< 5	< 1	171	11	
1033111	0.30	251	447	2	4.91	4	0.137	5	< 5	0.06	< 4	95	< 2	0.18	8	< 10	27	< 5	6	153	34	
1033112	4.46	1080	1230	< 1	2.86	167	0.222	< 3	< 5	< 0.01	22	311	20	0.70	< 5	< 10	162	< 5	17	166	79	
1033113	6.66	388	1080	< 1	1.32	275	0.217	< 3	< 5	< 0.01	26	215	14	0.56	< 5	< 10	160	< 5	19	48	47	
1033114	6.41	331	1190	< 1	0.94	238	0.202	< 3	< 5	< 0.01	25	357	5	0.42	< 5	< 10	113	< 5	18	47	19	
1033115	6.63	542	1160	< 1	1.39	278	0.223	< 3	< 5	0.01	27	292	3	0.64	< 5	< 10	177	< 5	19	48	38	
1033116	5.58	661	1300	< 1	1.73	263	0.200	< 3	< 5	0.06	25	297	< 2	0.60	< 5	< 10	172	< 5	17	68	45	0.12
1033117	0.17	45	753	< 1	5.15	10	0.083	4	< 5	< 0.01	< 4	99	< 2	0.02	< 5	< 10	6	< 5	1	24	11	0.03
1033118	3.27	261	936	< 1	3.35	128	0.151	< 3	< 5	< 0.01	14	216	< 2	0.28	< 5	< 10	87	19	9	113	17	0.04
1033119	6.42	585	1420	< 1	0.95	275	0.187	< 3	< 5	0.02	26	363	6	0.35	< 5	< 10	126	< 5	18	103	28	0.10
1033120	0.02	6640	365	6	2.90	10	0.052	< 3	< 5	< 0.01	< 4	29	< 2	< 0.01	8	< 10	2	< 5	< 1	174	7	0.01
1033121	0.67	287	630	< 1	4.59	41	0.148	< 3	< 5	< 0.01	4	125	< 2	0.09	7	10	27	< 5	3	74	21	0.02
1033122	4.09	908	1530	< 1	1.81	198	0.311	< 3	< 5	0.01	25	435	< 2	0.52	< 5	< 10	162	< 5	14	126	34	0.08
1033123	0.02	45	91	< 1	6.60	3	0.085	7	< 5	< 0.01	< 4	80	< 2	< 0.01	< 5	< 10	< 2	< 5	< 1	10	17	< 0.01
1033124	2.97	1960	1030	< 1	3.68	140	0.156	5	< 5	0.09	16	122	4	0.31	6	< 10	103	< 5	9	229	44	0.11
1033125	0.02	31	141	< 1	5.47	2	0.035	5	< 5	< 0.01	< 4	60	< 2	< 0.01	< 5	< 10	2	< 5	< 1	25	10	< 0.01
1033126	0.02	29	262	< 1	5.23	2	0.041	8	< 5	< 0.01	< 4	43	< 2	< 0.01	< 5	< 10	2	< 5	< 1	21	17	< 0.01
1033127	0.05	22	196	< 1	5.71	3	0.044	6	< 5	< 0.01	< 4	81	< 2	0.01	< 5	< 10	5	< 5	< 1	49	16	< 0.01
1033128	4.61	551	1620	< 1	1.60	225	0.135	3	< 5	0.19	30	262	8	0.28	< 5	< 10	129	5	20	110	19	0.30
1033129	4.14	273	2090	< 1	1.68	162	0.091	< 3	< 5	0.05	33	196	< 2	0.20	< 5	< 10	91	< 5	25	88	17	
1033130	2.80	369	1420	< 1	2.39	58	0.066	4	< 5	0.14	30	171	< 2	0.18	< 5	< 10	116	< 5	36	88	14	
1033131	3.06	236	1530	< 1	2.80	47	0.062	< 3	< 5	0.11	38	230	< 2	0.32	< 5	< 10	120	< 5	39	102	48	
1033132	2.11	212	1220	1	1.72	38	0.058	< 3	< 5	0.21	30	151	< 2	0.45	< 5	< 10	198	< 5	24	85	48	
1033133	2.11	268	1740	< 1	2.11	10	0.108	< 3	< 5	1.23	37	175	14	0.65	< 5	< 10	132	< 5	45	121	76	
1033134	1.49	247	1250	< 1	1.98	6	0.103	< 3	< 5	1.24	26	148	14	0.72	< 5	< 10	87	< 5	42	103	84	
1033135	1.76	351	1030	< 1	1.31	29	0.065	< 3	< 5	0.19	26	103	< 2	0.20	< 5	< 10	128	< 5	20	94	19	
1033136	2.79	353	1370	< 1	2.45	111	0.131	< 3	< 5	0.27	31	188	< 2	0.33	< 5	< 10	155	< 5	24	110	43	
1033137	3.02	270	745	< 1	3.87	232	0.107	< 3	< 5	0.20	18	142	11	0.28	< 5	< 10	85	< 5	11	110	59	
1033138	4.77	221	858	< 1	2.80	297	0.100	< 3	< 5	0.14	25	157	< 2	0.67	< 5	< 10	164	< 5	16	90	109	
1033139	3.27	1760	1010	< 1	2.29	110	0.318	4	< 5	0.15	21	561	< 2	0.65	7	< 10	151	< 5	22	128	103	0.23
1033140	0.02	7290	378	10	2.99	11	0.069	< 3	< 5	< 0.01	< 4	35	< 2	< 0.01	11	< 10	5	< 5	< 1	195	8	0.01
1033141	0.15	137	1180	< 1	5.59	6	0.313	< 3	< 5	< 0.01	< 4	55	4	0.03	8	< 10	12	< 5	< 1	50	7	< 0.01
1033142	0.02	2670	215	< 1	4.23	2	0.056	< 3	6	< 0.01	< 4	33	11	< 0.01	< 5	< 10	3	< 5	< 1	75	13	< 0.01
1033143	0.02	1810	216	< 1	4.28	4	0.080	< 3	6	< 0.01	< 4	43	< 2	< 0.01	22	< 10	3	< 5	< 1	59	14	0.01
1033144	0.02	58	164	< 1	4.79	2	0.112	< 3	< 5	< 0.01	< 4	49	< 2	< 0.01	18	< 10	4	< 5	< 1	47	8	< 0.01
1033145	0.01	42	116	< 1	3.62	2	0.112	3	< 5	< 0.01	< 4	49	< 2	< 0.01	25	< 10	< 2	< 5	< 1	28	6	< 0.01
1033146	0.03	90	237	< 1	4.78	3	0.099	3	< 5	0.01	< 4	26	< 2	< 0.01	< 5	< 10	< 2	6	< 1	473	6	0.02
1033147	8.53	2160	1150	< 1	1.13	297	0.219	4	< 5	0.17	24	135	< 2	0.46	< 5	< 10	168	8	18	131	88	0.29
1033148	6.10	939	1090	< 1	1.47	286	0.155	< 3	< 5	0.37	26	455	13	0.58	< 5	< 10	179	< 5	18	82	71	0.52
1033149	5.80	575	1280	< 1	0.54	264	0.204	< 3	< 5	0.01	26	485	10	0.54	< 5	< 10	147	55	18	83	30	0.10
1033150	1.90	4	116	< 1	0.04	4	0.007	< 3	< 5	< 0.01	< 4	67	< 2	< 0.01	< 5	< 10	3	< 5	2	2	< 5	0.26
1033151	0.06	8840	344	< 1	2.47	5	0.089	< 3	< 5	< 0.01	< 4	60	< 2	< 0.01	18	< 10	3	< 5	< 1	43	6	< 0.01
1033152	0.02	> 10000	558	< 1	1.94	1	0.049	< 3	< 5	< 0.01	< 4	30	< 2	< 0.01	7	< 10	< 2	< 5	< 1	49	7	< 0.01
1033153	0.02	> 10000	559	< 1	0.39	2	0.037	< 3	< 5	< 0.01	< 4	13	< 2	< 0.01	< 5	< 10	< 2	< 5	< 1	32	< 5	

Analyte Symbol	Mg	Li	Mn	Mo	Na	Ni	P	Pb	Sb	S	Sc	Sr	Te	Ti	Tl	U	V	W	Y	Zn	Zr	S
Unit Symbol	%	ppm	ppm	ppm	%	ppm	%	ppm	ppm	%	ppm	ppm	ppm	%	ppm	ppm	ppm	ppm	ppm	ppm	ppm	%
Detection Limit	0.01	1	1	1	0.01	1	0.001	3	5	0.01	4	1	2	0.01	5	10	2	5	1	1	5	0.01
Analysis Method	TD-ICP	TD-ICP	TD-ICP	TD-ICP	TD-ICP	TD-ICP	TD-ICP	TD-ICP	TD-ICP	TD-ICP	TD-ICP	TD-ICP	TD-ICP	TD-ICP	TD-ICP	TD-ICP	TD-ICP	TD-ICP	TD-ICP	TD-ICP	TD-ICP	FUS-Na2O2
1033154	0.02	7040	308	< 1	1.59	3	0.124	4	< 5	< 0.01	< 4	100	< 2	< 0.01	63	< 10	< 2	< 5	< 1	22	6	< 0.01
1033155	0.03	> 10000	456	< 1	1.01	2	0.041	< 3	< 5	< 0.01	< 4	56	< 2	< 0.01	12	< 10	3	< 5	< 1	32	< 5	
1033156	0.04	> 10000	521	1	1.03	2	0.045	< 3	< 5	< 0.01	< 4	36	< 2	< 0.01	12	< 10	2	< 5	< 1	58	< 5	
1033157	0.11	6220	313	< 1	2.70	12	0.145	< 3	< 5	< 0.01	< 4	69	< 2	0.02	30	< 10	7	< 5	< 1	27	< 5	< 0.01
1033158	4.48	891	1220	< 1	1.93	251	0.121	< 3	< 5	0.17	26	355	< 2	0.60	< 5	< 10	165	< 5	17	95	47	0.23
1033159	0.06	83	318	< 1	4.89	3	0.148	< 3	< 5	< 0.01	< 4	56	< 2	0.01	12	< 10	4	< 5	2	71	12	0.01
1033160	0.02	7520	402	9	3.10	11	0.078	< 3	< 5	< 0.01	< 4	45	< 2	< 0.01	14	< 10	3	< 5	< 1	200	9	< 0.01
1033161	0.51	111	205	< 1	1.37	32	0.166	< 3	< 5	0.02	< 4	33	< 2	0.09	< 5	< 10	30	< 5	3	39	15	0.02
1033162	4.65	526	1190	< 1	2.93	284	0.102	< 3	< 5	0.04	26	183	9	0.70	< 5	< 10	175	< 5	17	116	108	0.08
1033163	4.03	426	1030	< 1	2.81	291	0.081	< 3	< 5	0.13	24	164	11	0.26	< 5	< 10	107	< 5	16	111	70	0.17
1033164	0.09	19	234	< 1	7.48	15	0.104	< 3	< 5	< 0.01	< 4	37	< 2	0.03	< 5	< 10	5	< 5	2	6	25	< 0.01
1033165	3.18	263	1170	< 1	4.23	369	0.101	< 3	< 5	0.38	31	171	13	0.35	< 5	< 10	71	< 5	17	114	49	0.44
1033166	3.87	1280	972	< 1	2.46	257	0.084	< 3	15	< 0.01	25	236	< 2	0.39	< 5	< 10	103	< 5	16	41	73	
1033167	3.84	985	1210	1	2.26	257	0.108	< 3	< 5	0.26	30	283	7	0.64	< 5	< 10	170	< 5	19	68	54	
1033168	3.47	3490	1270	< 1	2.07	251	0.113	< 3	< 5	0.12	26	193	29	0.70	< 5	< 10	162	< 5	18	80	61	
1033169	3.83	5790	1410	< 1	1.23	260	0.134	< 3	< 5	0.02	24	157	< 2	0.65	6	< 10	156	< 5	17	194	58	
1033170	0.04	1360	225	< 1	4.67	5	0.109	< 3	< 5	< 0.01	< 4	28	< 2	< 0.01	9	< 10	3	< 5	< 1	38	9	0.01
1033171	3.63	2240	1260	< 1	1.88	233	0.116	< 3	< 5	0.04	20	170	3	0.70	< 5	< 10	171	< 5	15	134	82	
1033172	3.03	978	1300	< 1	2.14	116	0.070	< 3	< 5	0.24	35	200	12	0.26	< 5	< 10	179	< 5	33	73	37	
1033173	2.78	473	1490	< 1	2.50	41	0.056	< 3	< 5	0.07	40	166	< 2	0.16	< 5	< 10	129	< 5	39	90	17	
1033174	2.46	368	1560	< 1	2.55	17	0.081	8	< 5	0.39	38	155	8	0.23	< 5	< 10	131	< 5	48	98	22	
1033175	2.91	294	1580	< 1	2.36	68	0.046	< 3	< 5	0.16	42	158	10	0.20	< 5	< 10	211	< 5	33	102	18	
1033176	3.21	369	1530	< 1	2.50	84	0.044	4	< 5	0.10	44	116	9	0.48	< 5	< 10	314	< 5	34	103	50	
1033177	3.25	412	1440	< 1	2.35	73	0.050	3	< 5	0.22	42	136	9	0.71	< 5	< 10	359	< 5	35	94	63	
1033178	3.11	525	1320	< 1	2.79	64	0.078	< 3	< 5	0.19	37	161	9	0.71	< 5	< 10	261	< 5	34	90	67	
1033179	3.15	444	1480	< 1	2.96	47	0.072	< 3	< 5	0.09	39	176	< 2	0.80	< 5	< 10	243	< 5	39	88	96	
1033180	0.02	7170	352	7	2.98	11	0.062	< 3	< 5	< 0.01	< 4	41	< 2	< 0.01	11	< 10	3	< 5	< 1	190	8	
1033181	2.54	507	1390	< 1	2.68	49	0.086	< 3	< 5	0.10	27	154	12	0.60	< 5	< 10	190	< 5	31	105	79	
1033182	3.25	401	1530	< 1	2.30	68	0.054	< 3	< 5	0.06	34	232	11	0.20	< 5	< 10	148	< 5	39	101	62	
1033183	3.43	424	1600	< 1	2.40	85	0.069	7	< 5	0.12	36	210	5	0.15	< 5	< 10	114	< 5	38	97	19	
1033184	4.69	249	1900	< 1	1.51	211	0.092	< 3	< 5	0.04	31	198	5	0.23	< 5	< 10	118	< 5	20	90	16	
1033185	5.02	527	1400	< 1	1.77	226	0.096	3	< 5	0.15	31	244	13	0.39	< 5	< 10	136	< 5	20	100	30	
1033186	5.39	359	1460	< 1	1.79	247	0.143	< 3	< 5	0.29	30	308	< 2	0.55	< 5	< 10	164	< 5	21	101	46	
1033187	6.36	335	1620	< 1	1.30	288	0.161	< 3	< 5	0.19	32	319	13	0.71	< 5	< 10	201	21	22	96	37	
1033188	6.41	307	1910	< 1	1.37	271	0.186	< 3	< 5	0.20	35	631	4	0.76	< 5	< 10	218	15	24	98	31	
1033189	5.54	255	1850	< 1	1.28	248	0.156	< 3	< 5	0.11	33	576	13	0.67	< 5	< 10	200	10	21	93	29	
1033190	4.90	530	1140	< 1	2.29	239	0.361	3	< 5	0.06	24	528	10	0.48	< 5	< 10	160	8	16	110	39	
1033191	6.43	322	1800	< 1	1.19	306	0.192	< 3	< 5	0.15	27	532	< 2	0.62	< 5	< 10	184	< 5	18	97	32	
1033192	6.26	285	1410	< 1	1.41	293	0.213	< 3	< 5	0.10	25	428	16	0.64	< 5	< 10	176	20	17	82	57	
1033193	6.72	237	1280	< 1	1.29	276	0.184	< 3	< 5	0.08	26	351	< 2	0.27	< 5	< 10	111	< 5	18	82	24	
1033194	7.05	321	1310	< 1	1.36	285	0.156	< 3	< 5	0.23	26	542	10	0.36	< 5	< 10	125	< 5	18	107	25	
1033195	7.01	435	1390	< 1	1.44	276	0.173	< 3	< 5	0.16	27	355	3	0.45	< 5	< 10	159	< 5	18	105	53	
1033196	7.25	350	1500	< 1	1.24	276	0.205	< 3	< 5	0.08	24	319	15	0.64	< 5	< 10	176	< 5	17	96	54	
1033197	7.38	370	1150	< 1	1.42	266	0.212	< 3	< 5	0.02	26	248	< 2	0.55	< 5	< 10	161	< 5	18	65	54	
1033198	4.62	696	1030	1	2.88	196	0.110	< 3	< 5	0.14	24	493	4	0.75	< 5	< 10	165	< 5	18	85	77	
1033199	2.79	338	945	< 1	2.64	78	0.132	< 3	< 5	0.13	21	364	4	0.58	6	< 10	135	< 5	19	98	86	
1033200	0.02	7060	364	7	2.94	11	0.068	< 3	< 5	< 0.01	< 4	43	< 2	< 0.01	14	< 10	3	6	< 1	188	7	
1033201	2.15	228	1080	< 1	3.39	49	0.200	3	< 5	0.08	20	321	< 2	0.67	< 5	< 10	105	< 5	30	90	163	
1033202	1.70	145	1260	< 1	3.33	11	0.196	3	< 5	0.16	22	355	8	0.18	< 5	< 10	49	< 5	36	128	28	
1033203	1.57	172	1110	< 1	3.45	6	0.208	< 3	< 5	0.15	21	313	< 2	0.20	< 5	< 10	47	< 5	38	94	31	
1033204	1.79	159	1230	< 1	3.24	13	0.230	< 3	< 5	0.18	23	421	9	0.22	< 5	< 10	72	< 5	34	116	55	

Analyte Symbol	Mg	Li	Mn	Mo	Na	Ni	P	Pb	Sb	S	Sc	Sr	Te	Ti	Tl	U	V	W	Y	Zn	Zr	S
Unit Symbol	%	ppm	ppm	ppm	%	ppm	%	ppm	ppm	%	ppm	ppm	ppm	%	ppm	ppm	ppm	ppm	ppm	ppm	ppm	%
Detection Limit	0.01	1	1	1	0.01	1	0.001	3	5	0.01	4	1	2	0.01	5	10	2	5	1	1	5	0.01
Analysis Method	TD-ICP	TD-ICP	TD-ICP	TD-ICP	TD-ICP	TD-ICP	TD-ICP	TD-ICP	TD-ICP	TD-ICP	TD-ICP	TD-ICP	TD-ICP	TD-ICP	TD-ICP	TD-ICP	TD-ICP	TD-ICP	TD-ICP	TD-ICP	TD-ICP	FUS-Na2O2
1033205	2.19	142	1310	< 1	2.88	19	0.218	< 3	< 5	0.07	26	481	< 2	0.26	< 5	< 10	82	5	31	127	74	
1033206	2.60	115	1200	< 1	2.55	37	0.127	3	< 5	0.04	29	368	7	0.28	< 5	< 10	123	< 5	24	108	48	
1033207	0.05	8110	370	< 1	2.58	4	0.083	< 3	< 5	< 0.01	< 4	91	< 2	0.02	13	< 10	4	< 5	< 1	67	12	< 0.01
1033208	0.01	7220	323	< 1	2.32	3	0.082	< 3	< 5	< 0.01	< 4	48	< 2	< 0.01	37	< 10	3	< 5	< 1	148	7	0.01
1033209	1.73	21	116	< 1	0.13	2	0.006	< 3	< 5	< 0.01	< 4	68	< 2	< 0.01	< 5	< 10	2	< 5	2	3	< 5	0.28
1033210	0.02	2530	449	< 1	4.17	1	0.146	< 3	< 5	< 0.01	< 4	55	< 2	< 0.01	29	< 10	< 2	< 5	< 1	43	11	0.02
1033211	0.03	3440	245	< 1	4.39	2	0.164	< 3	< 5	< 0.01	< 4	41	< 2	< 0.01	11	< 10	2	< 5	< 1	40	6	0.02
1033212	3.22	1170	1120	< 1	3.10	73	0.151	4	< 5	< 0.01	27	522	8	0.19	< 5	< 10	76	< 5	22	97	52	
1033213	3.01	415	828	< 1	3.65	68	0.122	4	< 5	0.01	26	387	< 2	0.14	< 5	< 10	67	< 5	22	55	35	
1033214	7.71	508	1100	< 1	1.52	473	0.074	< 3	< 5	< 0.01	24	449	< 2	0.27	< 5	< 10	97	< 5	13	80	56	
1033215	6.13	608	1100	< 1	1.78	359	0.096	4	< 5	< 0.01	25	572	12	0.59	< 5	< 10	143	< 5	15	84	85	
1033216	0.21	67	81	< 1	6.25	11	0.118	< 3	< 5	< 0.01	< 4	160	< 2	0.02	< 5	< 10	6	< 5	< 1	29	12	
1033217	8.79	507	1370	< 1	0.61	415	0.247	21	< 5	< 0.01	26	231	5	0.57	< 5	< 10	154	< 5	18	104	48	
1033218	0.39	61	127	< 1	0.49	24	0.157	< 3	< 5	< 0.01	< 4	79	< 2	0.04	< 5	< 10	11	< 5	< 1	41	< 5	
1033219	6.02	1050	1030	< 1	1.69	348	0.086	< 3	< 5	< 0.01	23	344	6	0.44	< 5	< 10	112	< 5	13	75	76	
1033220	0.02	6990	352	7	2.88	11	0.051	< 3	< 5	< 0.01	< 4	35	< 2	< 0.01	14	< 10	3	< 5	< 1	184	7	
1033221	4.18	453	1180	< 1	1.95	176	0.096	< 3	< 5	0.02	22	416	< 2	0.31	< 5	< 10	99	< 5	15	78	63	
1033222	3.15	645	1060	< 1	2.15	148	0.094	7	< 5	0.03	22	446	6	0.21	< 5	< 10	88	< 5	15	79	24	
1033223	3.26	1140	1140	< 1	1.73	167	0.141	4	< 5	< 0.01	22	280	8	0.18	< 5	< 10	78	< 5	15	139	16	
1033224	0.04	1750	274	< 1	3.96	5	0.114	< 3	< 5	< 0.01	< 4	52	< 2	< 0.01	17	< 10	2	< 5	1	68	14	< 0.01
1033225	0.04	3760	346	< 1	3.24	3	0.117	< 3	< 5	< 0.01	< 4	57	< 2	< 0.01	25	< 10	< 2	< 5	< 1	64	8	< 0.01
1033226	0.02	7480	569	< 1	3.34	2	0.061	< 3	7	< 0.01	< 4	30	< 2	< 0.01	13	< 10	2	< 5	< 1	69	19	< 0.01
1033227	0.02	3060	452	< 1	4.61	2	0.227	< 3	< 5	< 0.01	< 4	36	12	< 0.01	6	10	2	< 5	< 1	87	13	0.01
1033228	0.02	4610	352	< 1	5.43	< 1	0.095	< 3	< 5	< 0.01	< 4	22	< 2	< 0.01	< 5	10	< 2	< 5	< 1	48	29	< 0.01
1033229	0.14	168	356	< 1	5.45	6	0.084	< 3	< 5	< 0.01	< 4	108	< 2	0.02	< 5	< 10	6	< 5	< 1	29	25	< 0.01
1033230	3.00	2150	1090	< 1	0.68	108	0.148	5	< 5	0.02	17	561	6	0.42	27	< 10	129	< 5	12	125	64	0.03
1033231	0.04	190	312	< 1	4.49	4	0.138	< 3	< 5	< 0.01	< 4	60	< 2	< 0.01	22	< 10	4	< 5	< 1	52	15	< 0.01
1033232	0.02	73	258	< 1	5.12	1	0.086	< 3	< 5	< 0.01	< 4	27	< 2	< 0.01	7	< 10	2	< 5	< 1	32	11	< 0.01
1033233	0.02	63	149	2	5.68	3	0.070	< 3	< 5	< 0.01	< 4	37	< 2	< 0.01	< 5	< 10	2	< 5	< 1	29	13	< 0.01
1033234	0.01	258	275	1	5.54	< 1	0.210	< 3	< 5	< 0.01	< 4	28	2	< 0.01	< 5	< 10	< 2	< 5	< 1	90	8	< 0.01
1033235	0.01	241	510	< 1	4.81	< 1	0.256	< 3	< 5	< 0.01	< 4	35	< 2	< 0.01	8	< 10	< 2	< 5	< 1	129	7	0.01
1033236	0.02	264	210	< 1	4.97	1	0.157	< 3	< 5	< 0.01	< 4	37	13	< 0.01	10	< 10	3	< 5	< 1	99	15	< 0.01
1033237	1.86	< 1	114	2	0.09	3	0.007	< 3	< 5	< 0.01	< 4	70	< 2	< 0.01	< 5	< 10	2	< 5	2	5	< 5	0.28
1033238	0.02	62	221	< 1	5.53	< 1	0.088	< 3	< 5	< 0.01	< 4	30	< 2	< 0.01	7	< 10	< 2	< 5	< 1	69	13	0.02
1033239	0.02	2090	476	< 1	3.72	7	0.123	< 3	< 5	< 0.01	< 4	45	< 2	< 0.01	18	< 10	< 2	< 5	< 1	198	19	0.02
1033240	0.02	7280	370	7	2.99	11	0.071	< 3	< 5	< 0.01	< 4	40	< 2	< 0.01	15	< 10	2	< 5	< 1	189	8	< 0.01
1033241	0.01	100	224	< 1	5.35	2	0.152	< 3	< 5	< 0.01	< 4	51	< 2	< 0.01	13	< 10	< 2	< 5	< 1	94	13	< 0.01
1033242	0.02	28	169	< 1	6.20	2	0.098	< 3	< 5	< 0.01	< 4	37	< 2	< 0.01	< 5	< 10	< 2	< 5	< 1	54	14	< 0.01
1033243	3.99	1700	1690	< 1	0.39	178	0.091	< 3	< 5	< 0.01	24	387	10	0.24	10	< 10	72	< 5	16	145	38	0.04
1033244	0.09	257	497	< 1	5.23	5	0.210	< 3	< 5	< 0.01	< 4	99	2	< 0.01	10	10	5	< 5	< 1	100	12	< 0.01
1033245	0.04	3440	402	< 1	3.00	2	0.106	< 3	< 5	0.01	< 4	80	< 2	< 0.01	21	< 10	< 2	6	< 1	201	22	< 0.01
1033246	0.02	37	176	< 1	5.18	< 1	0.134	< 3	6	< 0.01	< 4	54	4	< 0.01	21	< 10	< 2	< 5	< 1	108	16	< 0.01
1033247	0.03	120	172	< 1	2.60	2	0.078	< 3	< 5	< 0.01	< 4	49	11	< 0.01	20	< 10	3	< 5	1	103	14	< 0.01
1033248	0.03	342	221	< 1	4.73	2	0.082	7	< 5	< 0.01	< 4	43	< 2	< 0.01	20	< 10	3	< 5	2	59	17	0.01
1033249	0.02	45	193	< 1	5.28	2	0.119	< 3	< 5	< 0.01	< 4	35	< 2	< 0.01	12	< 10	< 2	< 5	< 1	44	16	< 0.01
1033250	0.01	149	231	< 1	4.62	< 1	0.197	7	< 5	< 0.01	< 4	52	< 2	< 0.01	25	< 10	< 2	< 5	3	41	14	< 0.01
1033251	0.01	265	354	< 1	4.94	2	0.243	8	< 5	< 0.01	< 4	42	< 2	< 0.01	17	< 10	< 2	< 5	3	30	10	< 0.01
1033252	0.02	66	330	2	5.53	2	0.148	8	< 5	< 0.01	< 4	35	< 2	< 0.01	< 5	< 10	4	< 5	3	30	14	0.01
1033253	0.01	22	107	< 1	5.29	2	0.107	< 3	< 5	< 0.01	< 4	36	< 2	< 0.01	11	< 10	< 2	< 5	3	18	8	< 0.01
1033254	0.01	34	118	< 1	5.10	2	0.121	4	< 5	< 0.01	< 4	42	< 2	< 0.01	16	< 10	< 2	< 5	4	18	9	< 0.01
1033255	0.03	35	85	< 1	5.44	3	0.094	< 3	< 5	< 0.01	< 4	30	2	< 0.01	6	< 10	5	< 5	5	22	19	< 0.01

Analyte Symbol	Mg	Li	Mn	Mo	Na	Ni	P	Pb	Sb	S	Sc	Sr	Te	Ti	Tl	U	V	W	Y	Zn	Zr	S
Unit Symbol	%	ppm	ppm	ppm	%	ppm	%	ppm	ppm	%	ppm	ppm	ppm	%	ppm	ppm	ppm	ppm	ppm	ppm	ppm	%
Detection Limit	0.01	1	1	1	0.01	1	0.001	3	5	0.01	4	1	2	0.01	5	10	2	5	1	1	5	0.01
Analysis Method	TD-ICP	TD-ICP	TD-ICP	TD-ICP	TD-ICP	TD-ICP	TD-ICP	TD-ICP	TD-ICP	TD-ICP	TD-ICP	TD-ICP	TD-ICP	TD-ICP	TD-ICP	TD-ICP	TD-ICP	TD-ICP	TD-ICP	TD-ICP	TD-ICP	FUS-Na2O2
1033256	2.23	1980	1100	< 1	1.53	71	0.247	3	< 5	< 0.01	17	145	14	0.42	6	< 10	93	5	39	140	45	
1033257	3.87	446	1490	< 1	1.32	79	0.057	4	< 5	< 0.01	28	231	3	0.58	< 5	< 10	157	9	31	157	31	
1033258	4.34	1890	1410	< 1	1.66	128	0.056	< 3	< 5	0.01	31	249	< 2	0.50	< 5	< 10	152	< 5	22	99	39	
1033259	0.61	500	1130	< 1	1.92	18	0.058	< 3	< 5	0.55	13	258	5	0.35	< 5	< 10	34	< 5	87	165	314	
1033260	0.02	6870	366	7	2.83	10	0.065	< 3	< 5	< 0.01	< 4	41	4	< 0.01	14	< 10	3	< 5	< 1	179	8	
1033261	0.31	485	892	< 1	2.26	4	0.075	< 3	< 5	0.13	8	99	< 2	0.24	< 5	< 10	4	< 5	81	175	81	
1033262	1.35	585	1160	< 1	1.57	14	0.089	3	< 5	0.06	21	80	< 2	0.18	< 5	< 10	40	< 5	82	120	119	
1033263	0.23	270	1010	2	5.65	4	0.205	< 3	< 5	0.04	6	63	< 2	0.12	< 5	< 10	28	< 5	17	50	27	
1033264	0.98	524	1380	1	1.53	38	0.123	12	14	0.28	25	266	22	0.28	6	< 10	102	< 5	55	104	54	
1033265	2.40	728	2770	< 1	0.93	40	0.092	6	< 5	0.43	34	197	3	0.48	< 5	< 10	179	6	37	159	24	
1033266	3.30	1400	1840	< 1	1.22	57	0.107	3	< 5	0.20	34	346	< 2	0.71	10	< 10	222	< 5	30	131	43	
1033267	0.59	341	427	4	1.37	12	0.074	< 3	< 5	0.17	9	77	< 2	0.22	7	< 10	98	< 5	6	59	23	
1033268	2.97	3140	1800	< 1	1.10	50	0.120	< 3	< 5	0.49	27	150	17	0.64	< 5	< 10	208	12	26	121	62	
1033269	0.02	1500	325	< 1	4.88	< 1	0.124	< 3	< 5	< 0.01	< 4	46	6	< 0.01	14	< 10	3	< 5	< 1	136	13	< 0.01
1033270	0.01	838	217	1	5.23	1	0.078	< 3	< 5	< 0.01	< 4	25	< 2	< 0.01	5	< 10	2	< 5	< 1	86	11	< 0.01
1033271	1.93	1740	2290	< 1	1.11	22	0.157	6	< 5	0.16	35	134	7	0.15	< 5	< 10	71	< 5	40	148	14	0.22
1033272	0.05	1150	426	< 1	5.70	< 1	0.154	< 3	< 5	< 0.01	< 4	36	< 2	0.03	6	< 10	7	< 5	< 1	51	16	< 0.01
1033273	0.06	1270	635	< 1	4.84	1	0.293	< 3	< 5	< 0.01	< 4	39	7	0.02	6	< 10	8	< 5	2	80	6	< 0.01
1033274	0.07	3190	688	< 1	3.78	3	0.249	< 3	< 5	< 0.01	< 4	59	3	0.03	13	< 10	8	< 5	2	105	13	< 0.01
1033275	1.11	1530	1120	< 1	2.86	34	0.657	6	< 5	0.07	12	250	< 2	0.12	31	< 10	52	< 5	14	311	23	0.11
1033276	0.03	189	241	< 1	6.22	2	0.226	< 3	< 5	< 0.01	< 4	48	< 2	0.02	< 5	< 10	4	< 5	< 1	64	14	< 0.01
1033277	0.01	2120	304	< 1	5.63	< 1	0.100	< 3	< 5	< 0.01	< 4	28	10	< 0.01	< 5	< 10	2	< 5	< 1	99	24	< 0.01
1033278	2.02	4910	2220	< 1	0.46	15	0.142	18	< 5	0.16	31	117	11	0.47	< 5	< 10	87	7	41	181	57	0.24
1033279	0.01	3890	794	2	4.06	1	0.203	< 3	< 5	0.01	< 4	34	< 2	< 0.01	11	< 10	< 2	6	< 1	369	21	0.01
1033280	0.02	7090	361	7	2.93	10	0.070	< 3	< 5	< 0.01	< 4	41	< 2	< 0.01	11	< 10	2	< 5	< 1	186	8	0.02
1033281	< 0.01	2710	632	2	4.08	1	0.136	< 3	< 5	< 0.01	< 4	36	< 2	< 0.01	15	< 10	< 2	< 5	< 1	283	13	< 0.01
1033282	< 0.01	1250	512	< 1	4.01	1	0.229	< 3	< 5	< 0.01	< 4	66	< 2	< 0.01	39	< 10	< 2	< 5	< 1	229	6	< 0.01
1033283	2.06	4	117	< 1	0.04	2	0.007	< 3	< 5	0.01	< 4	68	< 2	< 0.01	< 5	< 10	2	< 5	2	4	< 5	0.29
1033284	< 0.01	5550	1270	2	3.57	2	0.184	< 3	< 5	0.02	< 4	42	< 2	< 0.01	13	10	< 2	6	< 1	338	24	0.02
1033285	< 0.01	7750	1030	< 1	2.70	< 1	0.146	< 3	5	0.02	< 4	42	< 2	< 0.01	17	< 10	< 2	5	< 1	431	31	0.01
1033286	< 0.01	> 10000	812	< 1	1.96	1	0.138	< 3	6	0.01	< 4	38	< 2	< 0.01	19	< 10	< 2	< 5	< 1	240	12	0.11
1033287	< 0.01	8320	664	2	2.29	2	0.159	< 3	< 5	< 0.01	< 4	44	< 2	< 0.01	20	< 10	< 2	5	< 1	298	12	< 0.01
1033288	< 0.01	6480	1130	2	2.31	1	0.211	< 3	< 5	0.03	< 4	49	< 2	< 0.01	23	< 10	< 2	8	< 1	714	16	0.02
1033289	< 0.01	7820	477	< 1	1.30	2	0.125	< 3	< 5	< 0.01	< 4	62	< 2	< 0.01	41	< 10	< 2	< 5	< 1	193	9	< 0.01
1033290	< 0.01	5560	486	< 1	2.88	2	0.142	< 3	< 5	0.01	< 4	42	< 2	< 0.01	21	< 10	< 2	< 5	< 1	284	19	< 0.01
1033291	< 0.01	5380	589	2	3.46	2	0.099	< 3	< 5	0.01	< 4	30	< 2	< 0.01	18	< 10	< 2	8	< 1	554	10	0.02
1033292	< 0.01	1980	614	2	4.13	< 1	0.178	< 3	< 5	< 0.01	< 4	40	< 2	< 0.01	21	10	< 2	7	< 1	391	10	0.02
1033293	2.51	4160	2260	< 1	0.90	28	0.149	15	< 5	0.14	34	147	16	0.27	< 5	< 10	163	< 5	40	186	41	0.20
1033294	0.74	381	1490	< 1	2.17	13	0.170	< 3	< 5	0.08	21	65	8	0.32	< 5	< 10	149	< 5	21	120	25	0.15
1033295	2.56	1360	2110	< 1	1.44	28	0.232	5	< 5	0.09	35	111	13	0.43	7	< 10	191	< 5	35	139	48	0.16
1033296	3.25	1500	1590	< 1	1.54	89	0.190	8	< 5	0.18	31	543	20	0.52	< 5	< 10	200	< 5	32	116	87	0.28
1033297	0.01	2330	594	< 1	2.39	1	0.084	< 3	< 5	< 0.01	< 4	42	< 2	< 0.01	14	< 10	8	< 5	< 1	163	7	0.02
1033298	< 0.01	9860	984	34	2.75	< 1	0.058	< 3	< 5	0.01	< 4	16	16	< 0.01	9	< 10	2	< 5	< 1	161	21	0.01
1033299	< 0.01	9190	506	13	2.25	< 1	0.127	< 3	< 5	< 0.01	< 4	39	16	< 0.01	19	< 10	< 2	< 5	< 1	123	11	0.02
1033300	0.02	6920	351	7	2.88	10	0.073	< 3	6	< 0.01	< 4	42	< 2	< 0.01	11	< 10	2	5	< 1	183	7	0.02
1033301	< 0.01	> 10000	588	6	1.01	4	0.064	< 3	< 5	< 0.01	< 4	33	< 2	< 0.01	21	< 10	2	< 5	< 1	87	13	< 0.01
1033302	< 0.01	> 10000	919	< 1	1.05	1	0.069	< 3	< 5	0.05	< 4	22	2	< 0.01	12	< 10	< 2	15	< 1	1190	8	0.07
1033303	< 0.01	> 10000	835	1	1.31	2	0.091	< 3	< 5	< 0.01	< 4	33	2	< 0.01	11	< 10	< 2	< 5	< 1	88	7	< 0.01
1033304	1.61	19	108	< 1	0.04	3	0.007	< 3	< 5	< 0.01	< 4	71	< 2	< 0.01	< 5	< 10	2	< 5	2	3	< 5	0.29
1033305	< 0.01	7610	619	< 1	2.79	2	0.104	< 3	< 5	< 0.01	< 4	25	8	< 0.01	9	< 10	< 2	< 5	< 1	167	14	0.02
1033306	< 0.01	4980	703	180	2.75	9	0.098	< 3	< 5	< 0.01	< 4	35	7	< 0.01	15	< 10	< 2	< 5	< 1	104	28	0.02

Analyte Symbol	Mg	Li	Mn	Mo	Na	Ni	P	Pb	Sb	S	Sc	Sr	Te	Ti	Tl	U	V	W	Y	Zn	Zr	S
Unit Symbol	%	ppm	ppm	ppm	%	ppm	%	ppm	ppm	%	ppm	ppm	ppm	%	ppm	ppm	ppm	ppm	ppm	ppm	ppm	%
Detection Limit	0.01	1	1	1	0.01	1	0.001	3	5	0.01	4	1	2	0.01	5	10	2	5	1	1	5	0.01
Analysis Method	TD-ICP	TD-ICP	TD-ICP	TD-ICP	TD-ICP	TD-ICP	TD-ICP	TD-ICP	TD-ICP	TD-ICP	TD-ICP	TD-ICP	TD-ICP	TD-ICP	TD-ICP	TD-ICP	TD-ICP	TD-ICP	TD-ICP	TD-ICP	TD-ICP	FUS-Na2O2
1033307	< 0.01	5420	1290	70	3.87	2	0.166	< 3	< 5	< 0.01	< 4	15	< 2	< 0.01	< 5	< 10	< 2	< 5	< 1	81	26	0.02
1033308	< 0.01	5140	675	14	3.09	2	0.078	< 3	< 5	< 0.01	< 4	27	2	< 0.01	10	< 10	< 2	< 5	< 1	77	17	0.02
1033309	< 0.01	5640	714	3	3.14	3	0.094	< 3	< 5	< 0.01	< 4	25	15	< 0.01	8	< 10	< 2	< 5	< 1	92	38	< 0.01
1033310	< 0.01	5720	1210	< 1	4.23	< 1	0.097	< 3	< 5	< 0.01	< 4	15	< 2	< 0.01	< 5	< 10	< 2	< 5	< 1	50	16	< 0.01
1033311	< 0.01	4960	843	< 1	3.60	1	0.107	< 3	< 5	< 0.01	< 4	27	< 2	< 0.01	11	< 10	< 2	< 5	< 1	203	19	< 0.01
1033312	0.07	5590	883	2	3.48	3	0.124	< 3	< 5	0.01	< 4	32	2	0.01	9	< 10	7	< 5	< 1	245	14	< 0.01
1033313	1.47	663	1230	5	3.35	17	0.291	< 3	< 5	0.09	25	54	19	0.19	7	< 10	121	11	12	124	22	0.11
1033314	3.74	909	1800	< 1	1.47	41	0.041	< 3	< 5	0.16	47	77	19	0.64	< 5	< 10	313	< 5	31	116	59	
1033315	2.89	400	1840	< 1	1.98	37	0.047	< 3	< 5	0.15	42	117	11	0.61	< 5	< 10	283	< 5	31	112	44	
1033316	3.08	408	1850	< 1	2.09	39	0.049	< 3	< 5	0.11	43	226	11	0.38	< 5	< 10	244	< 5	31	117	47	
1033317	2.84	228	2080	< 1	1.44	57	0.040	< 3	< 5	0.14	35	104	< 2	0.51	< 5	< 10	249	38	23	89	26	
1033318	3.34	505	1620	< 1	1.75	62	0.045	< 3	< 5	0.12	40	122	6	0.49	< 5	< 10	254	< 5	21	90	48	
1033319	3.06	673	1870	< 1	1.42	54	0.045	6	< 5	0.09	37	191	12	0.24	< 5	< 10	191	< 5	28	109	34	
1033320	0.02	6950	378	7	2.99	11	0.061	< 3	< 5	< 0.01	< 4	40	< 2	< 0.01	11	< 10	3	5	< 1	186	7	
1033321	2.88	826	1320	< 1	1.83	66	0.049	< 3	7	0.25	37	197	< 2	0.17	< 5	< 10	151	< 5	24	90	12	
1033322	3.07	666	1530	< 1	1.78	92	0.092	5	< 5	0.11	27	333	< 2	0.28	< 5	< 10	163	< 5	23	110	38	
1033323	0.16	122	762	1	4.36	5	0.195	< 3	< 5	0.02	< 4	99	< 2	0.04	< 5	< 10	14	< 5	2	55	7	0.02
1033324	3.73	1100	1700	< 1	1.58	102	0.046	< 3	< 5	0.06	28	136	< 2	0.66	< 5	< 10	235	< 5	23	110	39	
1033325	4.12	1420	1720	< 1	1.39	124	0.046	3	< 5	0.07	28	131	8	0.65	< 5	< 10	232	< 5	22	104	41	
1033326	4.13	1670	1540	< 1	1.46	130	0.036	4	< 5	0.04	29	143	13	0.25	< 5	< 10	187	< 5	22	86	40	
1033327	4.20	561	1010	< 1	1.69	157	0.125	< 3	< 5	0.03	19	559	18	0.63	< 5	< 10	158	< 5	15	82	80	
1033328	0.52	250	1230	< 1	4.27	19	0.448	< 3	< 5	0.04	< 4	178	7	0.02	6	20	25	< 5	2	254	14	0.02
1033329	0.02	56	181	2	5.94	3	0.084	< 3	< 5	< 0.01	< 4	40	< 2	< 0.01	< 5	< 10	3	< 5	< 1	40	13	< 0.01
1033330	0.02	66	259	< 1	5.48	6	0.057	< 3	< 5	< 0.01	< 4	39	< 2	< 0.01	< 5	< 10	3	< 5	< 1	145	14	< 0.01
1033331	0.02	71	368	< 1	5.01	2	0.041	< 3	< 5	< 0.01	< 4	30	2	< 0.01	6	< 10	4	< 5	< 1	94	10	< 0.01
1033332	< 0.01	73	91	< 1	3.35	2	0.107	< 3	< 5	< 0.01	< 4	56	< 2	< 0.01	36	< 10	< 2	< 5	< 1	45	< 5	< 0.01
1033333	0.01	85	126	2	4.22	2	0.101	< 3	< 5	< 0.01	< 4	48	< 2	< 0.01	22	< 10	< 2	< 5	< 1	56	8	< 0.01
1033334	0.01	64	277	< 1	5.04	2	0.118	13	< 5	< 0.01	< 4	44	< 2	< 0.01	14	< 10	< 2	< 5	< 1	39	11	< 0.01
1033335	3.19	1590	1510	< 1	1.08	125	0.164	< 3	< 5	0.01	17	266	13	0.54	18	< 10	163	5	13	152	58	0.04
1033336	0.04	87	273	< 1	5.71	5	0.133	5	< 5	< 0.01	< 4	31	< 2	< 0.01	5	< 10	3	< 5	< 1	31	30	< 0.01
1033337	3.58	2690	1400	< 1	0.99	145	0.237	< 3	< 5	< 0.01	22	191	7	0.45	21	< 10	151	< 5	16	191	47	0.03
1033338	3.85	5940	1180	< 1	1.22	154	0.072	5	< 5	< 0.01	24	181	< 2	0.18	< 5	< 10	75	< 5	17	94	48	0.04
1033339	0.09	8100	4460	3	2.52	7	0.073	< 3	< 5	< 0.01	< 4	32	< 2	0.02	5	< 10	8	5	< 1	63	12	< 0.01
1033340	0.01	7050	368	7	2.93	9	0.069	< 3	< 5	< 0.01	< 4	39	< 2	< 0.01	14	< 10	2	< 5	< 1	186	7	< 0.01
1033341	0.07	7190	314	< 1	1.34	8	0.020	< 3	< 5	< 0.01	< 4	16	< 2	0.01	< 5	< 10	4	< 5	< 1	30	6	< 0.01
1033342	0.04	6220	1960	< 1	3.27	3	0.107	< 3	< 5	< 0.01	< 4	40	< 2	< 0.01	13	< 10	3	< 5	< 1	117	6	< 0.01
1033343	0.02	1330	142	< 1	5.23	3	0.070	< 3	< 5	< 0.01	< 4	41	< 2	< 0.01	9	< 10	3	< 5	< 1	46	17	< 0.01
1033344	3.95	3550	2410	< 1	0.27	166	0.187	< 3	< 5	< 0.01	24	231	< 2	0.46	18	< 10	148	< 5	18	253	57	0.04
1033345	0.02	120	342	< 1	5.02	2	0.107	< 3	< 5	< 0.01	< 4	37	< 2	< 0.01	12	< 10	3	< 5	< 1	68	23	< 0.01
1033346	0.01	77	191	< 1	5.01	2	0.085	< 3	< 5	< 0.01	< 4	37	< 2	< 0.01	15	< 10	< 2	< 5	< 1	23	44	< 0.01
1033347	2.27	2	115	< 1	0.04	< 1	0.006	< 3	< 5	< 0.01	< 4	63	< 2	< 0.01	< 5	< 10	2	< 5	2	2	< 5	0.33
1033348	0.01	56	150	< 1	4.25	1	0.071	< 3	< 5	< 0.01	< 4	46	< 2	< 0.01	22	< 10	< 2	< 5	< 1	19	17	< 0.01
1033349	3.60	833	1560	< 1	0.79	151	0.093	< 3	< 5	< 0.01	24	307	< 2	0.16	< 5	< 10	57	6	16	104	9	
1033350	3.62	1230	1430	< 1	1.01	156	0.075	< 3	< 5	< 0.01	24	275	< 2	0.16	< 5	< 10	60	< 5	17	86	13	
1033351	0.03	3490	226	< 1	2.83	2	0.125	< 3	< 5	< 0.01	< 4	80	< 2	< 0.01	40	< 10	< 2	< 5	< 1	15	< 5	
1033352	3.39	395	1400	< 1	1.33	157	0.091	< 3	< 5	< 0.01	24	313	< 2	0.36	< 5	< 10	108	< 5	16	85	16	
1033353	3.35	156	1360	< 1	1.74	140	0.079	3	< 5	< 0.01	24	293	12	0.30	< 5	< 10	89	< 5	16	77	15	
1033354	3.58	2820	1730	< 1	0.63	136	0.124	< 3	< 5	< 0.01	23	255	< 2	0.30	7	< 10	93	< 5	15	151	19	
1033355	3.57	355	1270	< 1	0.91	183	0.077	< 3	< 5	< 0.01	25	336	4	0.23	< 5	< 10	72	< 5	17	86	17	
1033356	0.53	> 10000	508	1	1.62	13	0.033	< 3	< 5	< 0.01	< 4	89	< 2	< 0.01	< 5	< 10	4	< 5	< 1	63	< 5	< 0.01
1033357	0.04	> 10000	445	< 1	0.62	3	0.030	< 3	< 5	< 0.01	< 4	41	< 2	< 0.01	13	< 10	< 2	< 5	< 1	25	< 5	0.03

Analyte Symbol	Mg	Li	Mn	Mo	Na	Ni	P	Pb	Sb	S	Sc	Sr	Te	Ti	Tl	U	V	W	Y	Zn	Zr	S
Unit Symbol	%	ppm	ppm	ppm	%	ppm	%	ppm	ppm	%	ppm	ppm	ppm	%	ppm	ppm	ppm	ppm	ppm	ppm	ppm	%
Detection Limit	0.01	1	1	1	0.01	1	0.001	3	5	0.01	4	1	2	0.01	5	10	2	5	1	1	5	0.01
Analysis Method	TD-ICP	TD-ICP	TD-ICP	TD-ICP	TD-ICP	TD-ICP	TD-ICP	TD-ICP	TD-ICP	TD-ICP	TD-ICP	TD-ICP	TD-ICP	TD-ICP	TD-ICP	TD-ICP	TD-ICP	TD-ICP	TD-ICP	TD-ICP	TD-ICP	FUS-Na2O2
1033358	0.05	> 10000	412	< 1	0.90	3	0.018	< 3	< 5	< 0.01	< 4	45	< 2	< 0.01	6	< 10	< 2	< 5	< 1	24	< 5	< 0.01
1033359	0.02	381	224	< 1	4.32	< 1	0.135	< 3	< 5	< 0.01	< 4	68	< 2	< 0.01	33	10	< 2	< 5	< 1	45	13	< 0.01
1033360	0.02	7180	378	7	2.97	11	0.074	< 3	< 5	< 0.01	< 4	41	< 2	< 0.01	13	< 10	2	< 5	< 1	189	7	< 0.01
1033361	3.16	2200	1240	< 1	1.03	170	0.100	< 3	< 5	< 0.01	24	329	< 2	0.16	< 5	< 10	64	< 5	16	80	11	0.07
1033362	3.50	387	923	< 1	2.51	155	0.069	< 3	< 5	0.06	23	363	< 2	0.50	< 5	< 10	135	< 5	17	85	95	
1033363	1.10	90	933	< 1	1.22	39	0.047	< 3	< 5	0.07	7	646	< 2	0.16	< 5	< 10	82	27	7	42	13	
1033364	0.08	1720	186	2	4.61	6	0.170	< 3	< 5	< 0.01	< 4	61	< 2	0.01	18	< 10	5	< 5	< 1	37	10	
1033365	3.93	123	1320	< 1	1.44	227	0.063	< 3	< 5	0.03	22	260	10	0.50	< 5	< 10	158	5	13	77	28	
1033366	0.92	270	651	< 1	3.79	12	0.381	< 3	< 5	0.09	11	130	13	0.06	6	< 10	109	< 5	11	136	15	
1033367	1.34	1610	2160	< 1	1.70	4	0.224	7	< 5	0.11	28	188	20	0.37	< 5	< 10	21	< 5	53	163	30	
1033368	0.02	8600	414	2	2.17	3	0.096	< 3	< 5	< 0.01	< 4	47	< 2	< 0.01	21	< 10	< 2	< 5	< 1	133	7	< 0.01
1033369	0.05	6420	733	< 1	2.77	6	0.175	< 3	< 5	< 0.01	< 4	51	< 2	0.02	29	< 10	6	< 5	< 1	218	19	
1033370	0.21	6290	819	< 1	3.12	5	0.259	< 3	< 5	0.03	< 4	64	< 2	0.06	8	< 10	14	< 5	4	212	15	0.04
1033371	2.02	2950	2050	< 1	1.62	18	0.148	3	< 5	0.11	38	136	4	0.45	< 5	< 10	75	12	48	139	77	0.16
1033372	2.41	613	2070	< 1	2.64	15	0.152	4	< 5	0.23	38	94	< 2	0.48	< 5	< 10	82	< 5	50	159	84	
1033373	0.64	89	927	1	0.49	9	0.032	< 3	< 5	0.27	6	65	< 2	0.20	< 5	< 10	47	152	7	52	12	
1033374	1.17	73	873	< 1	1.12	17	0.037	3	< 5	0.08	20	98	< 2	0.36	< 5	< 10	183	< 5	14	57	29	
1033375	1.31	2480	1830	< 1	0.98	1	0.158	3	< 5	0.11	27	144	< 2	0.43	14	< 10	17	6	58	155	114	0.16
1033376	0.08	5180	689	< 1	3.59	4	0.310	< 3	< 5	< 0.01	< 4	84	< 2	0.02	12	< 10	4	< 5	3	120	9	< 0.01
1033377	< 0.01	5220	551	< 1	3.44	1	0.197	< 3	< 5	< 0.01	< 4	53	< 2	< 0.01	29	< 10	< 2	5	< 1	211	9	0.01
1033378	< 0.01	6300	658	2	3.68	2	0.399	< 3	< 5	< 0.01	< 4	26	< 2	< 0.01	9	< 10	< 2	< 5	< 1	237	7	< 0.01
1033379	< 0.01	5350	1110	< 1	3.06	3	0.398	< 3	< 5	0.01	< 4	40	< 2	< 0.01	13	10	< 2	8	< 1	512	8	0.01
1033380	0.02	7060	362	7	2.94	9	0.070	< 3	< 5	< 0.01	< 4	41	< 2	< 0.01	11	< 10	2	< 5	< 1	187	7	< 0.01
1033381	< 0.01	545	665	2	3.75	< 1	0.187	< 3	< 5	< 0.01	< 4	60	< 2	< 0.01	19	10	< 2	< 5	< 1	360	8	0.02
1033382	< 0.01	2800	1230	< 1	3.78	1	0.203	< 3	< 5	< 0.01	< 4	59	< 2	< 0.01	24	20	< 2	6	< 1	461	8	0.02
1033383	< 0.01	5410	1500	< 1	4.00	< 1	0.188	< 3	< 5	< 0.01	< 4	41	< 2	< 0.01	8	20	< 2	5	< 1	397	12	< 0.01
1033384	< 0.01	616	841	< 1	4.87	2	0.186	< 3	8	< 0.01	< 4	41	< 2	< 0.01	17	< 10	< 2	< 5	< 1	254	30	0.02
1033385	< 0.01	1300	531	2	4.66	3	0.132	< 3	< 5	< 0.01	< 4	39	< 2	< 0.01	19	< 10	< 2	< 5	< 1	275	16	0.02
1033386	0.18	937	533	< 1	4.15	2	0.193	4	< 5	0.02	< 4	49	< 2	0.06	12	< 10	16	< 5	4	211	12	0.02
1033387	2.66	5910	1900	< 1	0.72	13	0.143	< 3	< 5	0.03	35	171	< 2	0.21	10	< 10	48	< 5	49	134	45	0.07
1033388	2.45	3670	2040	< 1	1.46	13	0.151	10	< 5	0.15	36	142	9	0.23	< 5	< 10	51	< 5	49	127	46	
1033389	2.62	219	2140	< 1	1.58	25	0.074	< 3	< 5	0.11	38	452	19	0.21	< 5	< 10	120	< 5	40	90	22	
1033390	0.05	41	487	8	3.19	2	0.164	11	< 5	0.02	< 4	154	< 2	0.01	12	10	5	< 5	< 1	66	< 5	0.03
1033391	2.97	332	2140	< 1	1.87	36	0.060	< 3	< 5	0.11	37	177	19	0.34	< 5	< 10	136	< 5	37	94	43	
1033392	2.65	661	1370	< 1	2.14	98	0.057	< 3	< 5	0.06	29	136	< 2	0.20	< 5	< 10	102	< 5	19	87	20	
1033393	0.04	3000	289	< 1	4.84	3	0.087	< 3	< 5	< 0.01	< 4	104	< 2	0.01	10	< 10	2	< 5	< 1	67	10	0.03
1033394	0.01	3730	360	4	4.05	2	0.075	10	8	0.01	< 4	113	< 2	0.01	10	10	3	< 5	< 1	126	11	0.04
1033395	2.45	1740	1590	< 1	2.24	92	0.104	< 3	< 5	0.03	29	189	< 2	0.42	< 5	< 10	190	21	19	108	23	0.10
1033396	2.99	1790	1600	< 1	1.74	104	0.044	< 3	< 5	0.03	33	145	3	0.48	< 5	< 10	220	6	22	96	27	0.10
1033397	0.17	1960	395	< 1	3.11	8	0.113	10	8	0.02	< 4	123	< 2	0.04	17	10	13	6	< 1	204	10	0.03
1033398	0.09	3680	448	10	3.63	3	0.136	7	< 5	0.01	< 4	162	< 2	0.02	12	< 10	6	< 5	< 1	64	8	0.01
1033399	2.56	610	1520	< 1	1.31	96	0.032	< 3	< 5	0.03	31	93	5	0.29	< 5	< 10	189	< 5	21	81	27	
1033400	0.02	7030	358	7	3.05	11	0.068	4	6	< 0.01	< 4	40	< 2	< 0.01	11	< 10	2	< 5	< 1	182	8	
1033401	2.82	913	1660	< 1	2.11	44	0.046	< 3	< 5	0.35	38	174	< 2	0.25	< 5	< 10	166	< 5	30	98	12	
1033402	0.05	39	121	< 1	1.66	2	0.068	16	< 5	0.03	< 4	229	< 2	0.02	27	< 10	5	5	< 1	282	< 5	0.05
1033404	0.03	66	289	< 1	2.92	2	0.088	11	< 5	0.01	< 4	187	2	< 0.01	15	10	4	< 5	< 1	66	< 5	0.03
1033405	0.03	444	249	< 1	2.72	1	0.069	15	< 5	0.05	< 4	157	< 2	< 0.01	18	< 10	4	< 5	< 1	138	< 5	0.07
1033406	0.02	547	184	2	3.39	1	0.076	16	8	0.03	< 4	148	< 2	0.01	16	10	4	< 5	< 1	134	8	0.04
1033407	2.91	2600	1620	< 1	1.97	49	0.043	< 3	< 5	0.05	39	131	< 2	0.43	< 5	< 10	180	< 5	32	76	47	
1033408	3.49	574	1390	< 1	1.90	91	0.035	< 3	< 5	0.03	32	81	< 2	0.44	< 5	< 10	225	< 5	20	70	41	
1033409	0.21	43	200	< 1	3.35	6	0.068	24	< 5	< 0.01	< 4	141	< 2	0.04	14	< 10	17	< 5	2	35	6	< 0.01

Analyte Symbol	Mg	Li	Mn	Mo	Na	Ni	P	Pb	Sb	S	Sc	Sr	Te	Ti	Tl	U	V	W	Y	Zn	Zr	S
Unit Symbol	%	ppm	ppm	ppm	%	ppm	%	ppm	ppm	%	ppm	ppm	ppm	%	ppm	ppm	ppm	ppm	ppm	ppm	ppm	%
Detection Limit	0.01	1	1	1	0.01	1	0.001	3	5	0.01	4	1	2	0.01	5	10	2	5	1	1	5	0.01
Analysis Method	TD-ICP	TD-ICP	TD-ICP	TD-ICP	TD-ICP	TD-ICP	TD-ICP	TD-ICP	TD-ICP	TD-ICP	TD-ICP	TD-ICP	TD-ICP	TD-ICP	TD-ICP	TD-ICP	TD-ICP	TD-ICP	TD-ICP	TD-ICP	TD-ICP	FUS-Na2O2
1033410	0.03	5160	317	< 1	2.75	2	0.052	10	< 5	< 0.01	< 4	115	7	0.01	15	< 10	4	< 5	< 1	77	< 5	< 0.01
1033411	0.03	2810	322	< 1	3.84	2	0.073	10	7	< 0.01	< 4	202	5	0.02	< 5	10	3	< 5	< 1	64	< 5	< 0.01
1033412	1.93	6	157	< 1	0.05	< 1	0.007	< 3	< 5	< 0.01	< 4	76	< 2	< 0.01	< 5	< 10	4	< 5	2	3	< 5	0.29
1033413	0.03	3270	289	< 1	2.62	2	0.058	11	< 5	< 0.01	< 4	134	< 2	< 0.01	15	< 10	3	< 5	< 1	71	< 5	0.02
1033414	0.17	104	363	< 1	4.66	6	0.205	5	< 5	0.02	< 4	108	3	0.06	< 5	< 10	28	< 5	2	168	12	0.03
1033415	3.25	980	1610	< 1	2.21	93	0.042	< 3	< 5	0.05	34	83	4	0.56	< 5	< 10	236	< 5	23	99	56	
1033416	2.05	1640	1560	< 1	1.54	51	0.135	< 3	< 5	0.06	38	279	< 2	0.33	< 5	< 10	119	< 5	34	94	31	
1033417	0.06	3860	890	< 1	4.02	3	0.114	9	7	< 0.01	< 4	57	7	0.04	12	< 10	10	< 5	1	97	16	0.01
1033418	0.04	2180	720	< 1	3.50	3	0.098	5	< 5	< 0.01	< 4	59	< 2	0.03	20	< 10	7	< 5	< 1	58	11	0.02
1033419	2.23	1060	1330	< 1	2.42	50	0.080	< 3	< 5	0.01	36	248	< 2	0.19	< 5	< 10	118	7	28	89	37	0.07
1033420	0.01	6960	373	7	2.89	10	0.061	< 3	< 5	< 0.01	< 4	29	< 2	< 0.01	7	< 10	2	< 5	< 1	177	8	
1033421	2.56	1680	1340	< 1	2.11	63	0.088	< 3	< 5	0.26	42	166	< 2	0.17	< 5	< 10	127	< 5	35	113	20	
1033422	0.12	99	2220	< 1	4.92	7	0.085	4	< 5	< 0.01	< 4	55	3	0.08	13	< 10	21	< 5	2	77	16	0.01
1033423	2.45	971	1260	< 1	2.31	60	0.083	< 3	< 5	0.20	42	164	< 2	0.32	< 5	< 10	161	< 5	34	111	31	

Quality Control

Analyte Symbol	Cu	Ni	Cr	Co	Se	Zn	Pb	Ag	Cd	As	Sn	Sb	Mo	B	Be	V	Mn	Ga	Ge	Rb	Sr	Y	Nb	In
Unit Symbol	ppm	ppm	ppm	ppm	ppm	ppm	ppm	ppm	ppm	ppm	ppm	ppm	ppm	ppm	ppm	ppm	ppm	ppm	ppm	ppm	ppm	ppm	ppm	ppm
Detection Limit	2	10	30	0.2	0.8	30	0.8	10	2	5	0.5	2	1	10	3	5	3	0.2	0.7	0.4	3	0.1	2.4	0.2
Analysis Method	FUS-MS-Na2O2	FUS-MS-Na2O2	FUS-MS-Na2O2	FUS-MS-Na2O2	FUS-MS-Na2O2	FUS-MS-Na2O2	FUS-MS-Na2O2	FUS-MS-Na2O2	FUS-MS-Na2O2	FUS-MS-Na2O2	FUS-MS-Na2O2	FUS-MS-Na2O2	FUS-MS-Na2O2	FUS-MS-Na2O2	FUS-MS-Na2O2	FUS-MS-Na2O2	FUS-MS-Na2O2	FUS-MS-Na2O2	FUS-MS-Na2O2	FUS-MS-Na2O2	FUS-MS-Na2O2	FUS-MS-Na2O2	FUS-MS-Na2O2	FUS-MS-Na2O2
GXR-1 Meas	1130	40	< 30	8.3	16.6	760	748	30		429	53.9	121	19	10	< 3	84	847	13.9			286	30.4	< 2.4	0.9
GXR-1 Cert	1110	41.0	12.0	8.20	16.6	760	730	31.0		427	54.0	122	18.0	15.0	1.22	80.0	852	13.8			275	32.0	0.800	0.770
GXR-1 Meas	1150	40	< 30	8.4	16.5	810	770			417	53.8	120	18	20	< 3	84	877	13.9			287	30.3	< 2.4	0.9
GXR-1 Cert	1110	41.0	12.0	8.20	16.6	760	730			427	54.0	122	18.0	15.0	1.22	80.0	852	13.8			275	32.0	0.800	0.770
GXR-1 Meas																								
GXR-1 Cert																								
GXR-1 Meas																								
GXR-1 Cert																								
GXR-1 Meas																								
GXR-1 Cert																								
GXR-1 Meas																								
GXR-1 Cert																								
GXR-1 Meas																								
GXR-1 Cert																								
GXR-1 Meas																								
GXR-1 Cert																								
GXR-4 Meas	6130	40	70	13.9	6.6	70	47.2	< 10	< 2	101		5	305	< 10	< 3	89	152	18.4		147	220	13.9	9.6	0.2
GXR-4 Cert	6520	42.0	64.0	14.6	5.60	73.0	52.0	4.00	0.860	98.0		4.80	310	4.50	1.90	87.0	155	20.0		160	221	14.0	10.0	0.270
GXR-4 Meas																								
GXR-4 Cert																								
GXR-4 Meas																								
GXR-4 Cert																								
GXR-4 Meas																								
GXR-4 Cert																								
GXR-4 Meas																								
GXR-4 Cert																								
GXR-4 Meas																								
GXR-4 Cert																								
GXR-4 Meas																								
GXR-4 Cert																								
SDC-1 Meas																								
SDC-1 Cert																								
SDC-1 Meas																								
SDC-1 Cert																								
SDC-1 Meas																								
SDC-1 Cert																								
SDC-1 Meas																								
SDC-1 Cert																								
SDC-1 Meas																								
SDC-1 Cert																								
SDC-1 Meas																								
SDC-1 Cert																								
SCO-1 Meas																								
SCO-1 Cert																								
SCO-1 Meas																								
SCO-1 Cert																								
SCO-1 Meas																								
SCO-1 Cert																								
SCO-1 Meas																								
SCO-1 Cert																								
SCO-1 Meas																								
SCO-1 Cert																								
SCO-1 Meas																								

Quality Control

Analyte Symbol	Cu	Ni	Cr	Co	Se	Zn	Pb	Ag	Cd	As	Sn	Sb	Mo	B	Be	V	Mn	Ga	Ge	Rb	Sr	Y	Nb	In
Unit Symbol	ppm	ppm	ppm	ppm	ppm	ppm	ppm	ppm	ppm	ppm	ppm	ppm	ppm	ppm	ppm	ppm	ppm	ppm	ppm	ppm	ppm	ppm	ppm	ppm
Detection Limit	2	10	30	0.2	0.8	30	0.8	10	2	5	0.5	2	1	10	3	5	3	0.2	0.7	0.4	3	0.1	2.4	0.2
Analysis Method	FUS-MS-Na2O2	FUS-MS-Na2O2	FUS-MS-Na2O2	FUS-MS-Na2O2	FUS-MS-Na2O2	FUS-MS-Na2O2	FUS-MS-Na2O2	FUS-MS-Na2O2	FUS-MS-Na2O2	FUS-MS-Na2O2	FUS-MS-Na2O2	FUS-MS-Na2O2	FUS-MS-Na2O2	FUS-MS-Na2O2	FUS-MS-Na2O2	FUS-MS-Na2O2	FUS-MS-Na2O2	FUS-MS-Na2O2	FUS-MS-Na2O2	FUS-MS-Na2O2	FUS-MS-Na2O2	FUS-MS-Na2O2	FUS-MS-Na2O2	FUS-MS-Na2O2
SCO-1 Cert																								
GXR-6 Meas																								
GXR-6 Cert																								
GXR-6 Meas																								
GXR-6 Cert																								
GXR-6 Meas																								
GXR-6 Cert																								
GXR-6 Meas																								
GXR-6 Cert																								
GXR-6 Meas																								
GXR-6 Cert																								
GXR-6 Meas																								
GXR-6 Cert																								
GXR-6 Meas																								
GXR-6 Cert																								
OREAS 13P Meas																								
OREAS 13P Cert																								
OREAS 13P Meas																								
OREAS 13P Cert																								
OREAS 13P Meas																								
OREAS 13P Cert																								
OREAS 13P Meas																								
OREAS 13P Cert																								
OREAS 13P Meas																								
OREAS 13P Cert																								
OREAS 13P Meas																								
OREAS 13P Cert																								
NIST 696 Meas			330													385								
NIST 696 Cert			321													403								
NIST 696 Meas			310													383								
NIST 696 Cert			321													403								
NIST 696 Meas																								
NIST 696 Cert																								
NIST 696 Meas																								
NIST 696 Cert																								
NIST 696 Meas																								
NIST 696 Cert																								
NIST 696 Meas																								
NIST 696 Cert																								
NIST 696 Meas																								
NIST 696 Cert																								
NIST 696 Meas																								
NIST 696 Cert																								
NIST 696 Meas																								
NIST 696 Cert																								
NIST 696 Meas																								
NIST 696 Cert																								
Oreas 72a (4 Acid Digest) Meas																								
Oreas 72a (4 Acid Digest) Cert																								
ZW-C Meas	38	10	60			1040	75.5		< 2	32	1200	4			38	14		96.6		7860	16	32.6	219.9	
ZW-C Cert	39.0	11	56.0			1050	80		1.5	31	1300	4.2			35.0	6.0		99		8500	17.0	33.0	198	
ZW-C Meas																								
ZW-C Cert																								

Quality Control

Analyte Symbol	Cu	Ni	Cr	Co	Se	Zn	Pb	Ag	Cd	As	Sn	Sb	Mo	B	Be	V	Mn	Ga	Ge	Rb	Sr	Y	Nb	In
Unit Symbol	ppm	ppm	ppm	ppm	ppm	ppm	ppm	ppm	ppm	ppm	ppm	ppm	ppm	ppm	ppm	ppm	ppm	ppm	ppm	ppm	ppm	ppm	ppm	ppm
Detection Limit	2	10	30	0.2	0.8	30	0.8	10	2	5	0.5	2	1	10	3	5	3	0.2	0.7	0.4	3	0.1	2.4	0.2
Analysis Method	FUS-MS-Na2O2	FUS-MS-Na2O2	FUS-MS-Na2O2	FUS-MS-Na2O2	FUS-MS-Na2O2	FUS-MS-Na2O2	FUS-MS-Na2O2	FUS-MS-Na2O2	FUS-MS-Na2O2	FUS-MS-Na2O2	FUS-MS-Na2O2	FUS-MS-Na2O2	FUS-MS-Na2O2	FUS-MS-Na2O2	FUS-MS-Na2O2	FUS-MS-Na2O2	FUS-MS-Na2O2	FUS-MS-Na2O2	FUS-MS-Na2O2	FUS-MS-Na2O2	FUS-MS-Na2O2	FUS-MS-Na2O2	FUS-MS-Na2O2	FUS-MS-Na2O2
ZW-C Meas																								
ZW-C Cert																								
ZW-C Meas																								
ZW-C Cert																								
ZW-C Meas																								
ZW-C Cert																								
ZW-C Meas																								
ZW-C Cert																								
NCS DC70014 Meas																								
NCS DC70014 Cert																								
MP-1b Meas	27600					126000	16100	50	546	21400		49	287											578
MP-1b Cert	30690.000					166700.00	20910.000	47.0	527.0000	23000.00		54.0	285											565
MP-1b Meas						152000	19100	50	538				278											557
MP-1b Cert						166700.00	20910.000	47.0	527.0000				285											565
MP-1b Meas																								
MP-1b Cert																								
MP-1b Meas																								
MP-1b Cert																								
MP-1b Meas																								
MP-1b Cert																								
MP-1b Meas																								
MP-1b Cert																								
MP-1b Meas																								
MP-1b Cert																								
MP-1b Meas																								
MP-1b Cert																								
MP-1b Meas																								
MP-1b Cert																								
MP-1b Meas																								
MP-1b Cert																								
MP-1b Meas																								
MP-1b Cert																								
DNC-1a Meas																								
DNC-1a Cert																								
DNC-1a Meas																								
DNC-1a Cert																								
DNC-1a Meas																								
DNC-1a Cert																								
DNC-1a Meas																								
DNC-1a Cert																								
DNC-1a Meas																								
DNC-1a Cert																								
NCS DC86303 Meas																								
NCS DC86303 Cert																								
NCS DC86303 Meas																								
NCS DC86303 Cert																								
NCS DC86303 Meas																								
NCS DC86303 Cert																								
NCS DC86303 Meas																								

Quality Control

Analyte Symbol	Cu	Ni	Cr	Co	Se	Zn	Pb	Ag	Cd	As	Sn	Sb	Mo	B	Be	V	Mn	Ga	Ge	Rb	Sr	Y	Nb	In
Unit Symbol	ppm	ppm	ppm	ppm	ppm	ppm	ppm	ppm	ppm	ppm	ppm	ppm	ppm	ppm	ppm	ppm	ppm	ppm	ppm	ppm	ppm	ppm	ppm	ppm
Detection Limit	2	10	30	0.2	0.8	30	0.8	10	2	5	0.5	2	1	10	3	5	3	0.2	0.7	0.4	3	0.1	2.4	0.2
Analysis Method	FUS-MS-Na2O2	FUS-MS-Na2O2	FUS-MS-Na2O2	FUS-MS-Na2O2	FUS-MS-Na2O2	FUS-MS-Na2O2	FUS-MS-Na2O2	FUS-MS-Na2O2	FUS-MS-Na2O2	FUS-MS-Na2O2	FUS-MS-Na2O2	FUS-MS-Na2O2	FUS-MS-Na2O2	FUS-MS-Na2O2	FUS-MS-Na2O2	FUS-MS-Na2O2	FUS-MS-Na2O2	FUS-MS-Na2O2	FUS-MS-Na2O2	FUS-MS-Na2O2	FUS-MS-Na2O2	FUS-MS-Na2O2	FUS-MS-Na2O2	FUS-MS-Na2O2
NCS DC86303 Cert																								
NCS DC86303 Meas																								
NCS DC86303 Cert																								
NCS DC86303 Meas																								
NCS DC86303 Cert																								
NCS DC86303 Meas																								
NCS DC86303 Cert																								
NCS DC86304 Meas											99.4													
NCS DC86304 Cert											97.1													
NCS DC86304 Meas																								
NCS DC86304 Cert																								
NCS DC86304 Meas																								
NCS DC86304 Cert																								
NCS DC86304 Meas																								
NCS DC86304 Cert																								
NCS DC86304 Meas																								
NCS DC86304 Cert																								
NCS DC86304 Meas																								
NCS DC86304 Cert																								
NCS DC86314 Meas											140													
NCS DC86314 Cert											152													
NCS DC86314 Meas																								
NCS DC86314 Cert																								
NCS DC86314 Meas																								
NCS DC86314 Cert																								
NCS DC86314 Meas																								
NCS DC86314 Cert																								
NCS DC86314 Meas																								
NCS DC86314 Cert																								
DMMAS 111 Meas																								
DMMAS 111 Cert																								
DMMAS 111 Meas																								
DMMAS 111 Cert																								
DMMAS 111 Meas																								
DMMAS 111 Cert																								
DMMAS 111 Meas																								
DMMAS 111 Cert																								
DMMAS 111 Meas																								
DMMAS 111 Cert																								
DMMAS 111 Meas																								
DMMAS 111 Cert																								
1033006 Orig	17	10	< 30	8.1	< 0.8	190	11.2	< 10	< 2	9	144	5	< 1	2470	220	57	1820	63.8	5.3	1240	61	7.4	69.1	< 0.2
1033006 Dup	16	< 10	< 30	6.7	< 0.8	190	9.7	< 10	< 2	< 5	124	< 2	< 1	2410	209	50	1680	59.3	4.8	1160	52	6.8	61.2	< 0.2
1033013 Orig																								
1033013 Dup																								
1033027 Orig																								
1033027 Dup																								
1033030 Orig																								
1033030 Split																								
1033048 Orig																								
1033048 Dup																								
1033050 Orig																								
1033050 Split																								

Quality Control

Analyte Symbol	Cu	Ni	Cr	Co	Se	Zn	Pb	Ag	Cd	As	Sn	Sb	Mo	B	Be	V	Mn	Ga	Ge	Rb	Sr	Y	Nb	In
Unit Symbol	ppm	ppm	ppm	ppm	ppm	ppm	ppm	ppm	ppm	ppm	ppm	ppm	ppm	ppm	ppm	ppm	ppm	ppm	ppm	ppm	ppm	ppm	ppm	ppm
Detection Limit	2	10	30	0.2	0.8	30	0.8	10	2	5	0.5	2	1	10	3	5	3	0.2	0.7	0.4	3	0.1	2.4	0.2
Analysis Method	FUS-MS-Na2O2	FUS-MS-Na2O2	FUS-MS-Na2O2	FUS-MS-Na2O2	FUS-MS-Na2O2	FUS-MS-Na2O2	FUS-MS-Na2O2	FUS-MS-Na2O2	FUS-MS-Na2O2	FUS-MS-Na2O2	FUS-MS-Na2O2	FUS-MS-Na2O2	FUS-MS-Na2O2	FUS-MS-Na2O2	FUS-MS-Na2O2	FUS-MS-Na2O2	FUS-MS-Na2O2	FUS-MS-Na2O2	FUS-MS-Na2O2	FUS-MS-Na2O2	FUS-MS-Na2O2	FUS-MS-Na2O2	FUS-MS-Na2O2	FUS-MS-Na2O2
1033061 Orig																								
1033061 Split																								
1033062 Orig																								
1033062 Dup																								
1033070 Orig	116	20	< 30	30.4	< 0.8	180	3.0	< 10	< 2	14	2.7	< 2	< 1	60	7	248	1170	21.4	3.8	429	360	27.9	19.1	< 0.2
1033070 Dup	114	20	< 30	30.9	< 0.8	180	3.7	< 10	< 2	< 5	2.8	< 2	< 1	60	7	253	1170	21.7	4.2	431	370	28.1	18.3	< 0.2
1033083 Orig																								
1033083 Dup																								
1033090 Orig																								
1033090 Split																								
1033097 Orig																								
1033097 Dup																								
1033101 Orig																								
1033101 Split																								
1033116 Orig	78	280	740	47.8	< 0.8	100	2.4	< 10	< 2	< 5	3.2	< 2	< 1	100	< 3	182	1200	14.3	3.8	414	319	18.6	8.3	< 0.2
1033116 Dup	76	270	740	47.4	< 0.8	100	2.2	< 10	< 2	< 5	3.5	< 2	< 1	90	< 3	182	1220	14.3	4.3	411	321	18.3	10.9	< 0.2
1033118 Orig																								
1033118 Dup																								
1033121 Orig																								
1033121 Split																								
1033126 Orig	7	< 10	< 30	0.4	< 0.8	< 30	25.2	< 10	< 2	7	64.4	< 2	< 1	210	78	< 5	176	34.0	3.2	71.7	41	0.3	93.1	0.6
1033126 Dup	5	< 10	< 30	0.6	< 0.8	< 30	26.0	< 10	< 2	11	58.9	< 2	< 1	220	73	< 5	187	32.4	3.4	72.4	43	0.4	90.3	< 0.2
1033144 Orig																								
1033144 Dup																								
1033146 Orig	9	< 10	< 30	0.6	< 0.8	460	15.8	< 10	4	< 5	44.8	< 2	< 1	30	773	< 5	221	32.9	4.8	368	25	< 0.1	224.9	< 0.2
1033146 Dup	7	< 10	< 30	0.6	< 0.8	470	15.0	< 10	3	< 5	45.8	< 2	< 1	30	787	< 5	223	33.7	5.1	378	25	< 0.1	236.6	< 0.2
1033148 Orig																								
1033148 Dup																								
1033150 Orig	5	< 10	< 30	0.5	< 0.8	< 30	3.3	20	< 2	< 5	1.6	< 2	1	10	< 3	< 5	132	0.3	0.7	1.7	79	2.1	< 2.4	< 0.2
1033150 Split	5	< 10	< 30	0.7	< 0.8	< 30	< 0.8	< 10	< 2	7	0.7	< 2	1	< 10	< 3	< 5	166	0.2	1.1	2.2	84	2.1	< 2.4	< 0.2
1033158 Orig																								
1033158 Dup																								
1033159 Orig	6	< 10	< 30	0.6	7.9	70	7.9	< 10	< 2	24	139	< 2	< 1	110	162	6	282	54.6	4.3	1910	35	1.8	69.2	< 0.2
1033159 Dup	4	< 10	< 30	0.5	7.4	70	7.4	< 10	< 2	< 5	130	< 2	< 1	100	153	< 5	288	52.6	4.5	1830	40	1.8	69.5	< 0.2
1033179 Orig																								
1033179 Dup																								
1033193 Orig																								
1033193 Dup																								
1033209 Orig	< 2	10	< 30	0.6	< 0.8	< 30	< 0.8	20	< 2	17	< 0.5	< 2	< 1	20	< 3	< 5	116	0.9	1.4	8.6	76	2.2	< 2.4	< 0.2
1033209 Dup	2	10	< 30	0.9	6.0	< 30	1.0	20	< 2	22	< 0.5	< 2	< 1	20	< 3	12	114	1.1	1.8	10.8	104	2.7	8.3	< 0.2
1033214 Orig																								
1033214 Dup																								
1033228 Orig																								
1033228 Dup																								
1033231 Orig	5	< 10	< 30	0.4	< 0.8	50	10.9	< 10	< 2	< 5	341	< 2	< 1	80	251	< 5	282	48.8	6.4	2410	57	0.3	89.3	< 0.2
1033231 Dup	4	< 10	< 30	0.8	< 0.8	50	10.2	< 10	< 2	< 5	327	< 2	< 1	80	257	< 5	292	48.4	5.6	2380	24	0.2	93.8	< 0.2
1033241 Orig	7	< 10	< 30	< 0.2	< 0.8	90	11.2	< 10	< 2	< 5	109	< 2	< 1	30	147	< 5	176	46.7	5.9	1930	19	< 0.1	90.4	< 0.2
1033241 Dup	7	< 10	< 30	< 0.2	< 0.8	90	11.0	< 10	< 2	< 5	121	< 2	< 1	20	145	< 5	195	47.2	5.7	1920	26	0.1	98.7	< 0.2
1033249 Orig																								
1033249 Dup																								
1033251 Orig	4	< 10	< 30	0.2	< 0.8	30	38.9	< 10	< 2	< 5	81.1	< 2	< 1	20	427	< 5	335	46.6	6.9	2090	21	2.4	95.3	< 0.2
1033251 Dup	4	< 10	< 30	< 0.2	< 0.8	30	19.2	< 10	< 2	< 5	80.9	< 2	< 1	20	421	< 5	319	45.5	6.3	2040	11	2.2	91.3	< 0.2
1033274 Orig	22	< 10	< 30	0.9	8.6	90	11.6	< 10	< 2	15	174	< 2	< 1	100	90	13	684	66.1	3.4	1660	56	2.6	127.1	< 0.2
1033274 Dup	2	< 10	< 30	0.8	2.0	90	5.9	< 10	< 2	12	158	< 2	< 1	110	89	14	682	66.8	3.5	1670	37	1.4	111.6	< 0.2
1033275 Orig																								
1033275 Dup																								
1033284 Orig	5	< 10	< 30	< 0.2	< 0.8	340	12.0	< 10	< 2	< 5	131	< 2	< 1	30	268	< 5	1110	60.0	7.2	2210	19	0.3	86.2	< 0.2

Quality Control

Analyte Symbol	Cu	Ni	Cr	Co	Se	Zn	Pb	Ag	Cd	As	Sn	Sb	Mo	B	Be	V	Mn	Ga	Ge	Rb	Sr	Y	Nb	In
Unit Symbol	ppm	ppm	ppm	ppm	ppm	ppm	ppm	ppm	ppm	ppm	ppm	ppm	ppm	ppm	ppm	ppm	ppm	ppm	ppm	ppm	ppm	ppm	ppm	ppm
Detection Limit	2	10	30	0.2	0.8	30	0.8	10	2	5	0.5	2	1	10	3	5	3	0.2	0.7	0.4	3	0.1	2.4	0.2
Analysis Method	FUS-MS-Na2O2	FUS-MS-Na2O2	FUS-MS-Na2O2	FUS-MS-Na2O2	FUS-MS-Na2O2	FUS-MS-Na2O2	FUS-MS-Na2O2	FUS-MS-Na2O2	FUS-MS-Na2O2	FUS-MS-Na2O2	FUS-MS-Na2O2	FUS-MS-Na2O2	FUS-MS-Na2O2	FUS-MS-Na2O2	FUS-MS-Na2O2	FUS-MS-Na2O2	FUS-MS-Na2O2	FUS-MS-Na2O2	FUS-MS-Na2O2	FUS-MS-Na2O2	FUS-MS-Na2O2	FUS-MS-Na2O2	FUS-MS-Na2O2	FUS-MS-Na2O2
1033284 Dup	4	< 10	< 30	< 0.2	< 0.8	330	12.5	20	< 2	< 5	123	< 2	< 1	30	276	< 5	1110	61.0	7.0	2250	23	0.4	84.9	< 0.2
1033289 Orig																								
1033289 Dup																								
1033294 Orig	77	< 10	< 30	20.5	1.0	130	10.3	< 10	< 2	6	188	< 2	< 1	1010	65	194	1340	25.7	5.3	597	56	19.0	50.1	< 0.2
1033294 Dup	72	10	< 30	21.0	< 0.8	130	8.7	< 10	< 2	8	206	< 2	< 1	990	73	194	1360	25.9	5.0	594	53	19.1	55.1	< 0.2
1033304 Orig	< 2	< 10	< 30	0.6	3.0	< 30	< 0.8	< 10	< 2	28	< 0.5	< 2	< 1	10	< 3	< 5	108	< 0.2	0.8	1.1	73	2.0	4.9	< 0.2
1033304 Dup	3	< 10	< 30	0.6	< 0.8	< 30	< 0.8	< 10	< 2	19	1.1	< 2	8	20	< 3	13	110	0.2	1.1	1.8	76	2.1	< 2.4	< 0.2
1033310 Orig																								
1033310 Dup																								
1033323 Orig	29	< 10	< 30	2.6	< 0.8	50	8.7	< 10	< 2	< 5	1030	< 2	< 1	430	159	15	748	55.6	3.1	746	86	1.8	72.1	< 0.2
1033323 Dup	31	< 10	< 30	2.9	< 0.8	50	8.6	< 10	< 2	8	973	< 2	< 1	430	159	17	718	55.9	3.1	766	85	1.8	66.2	< 0.2
1033324 Orig																								
1033324 Dup																								
1033337 Orig	41	140	150	32.8	< 0.8	220	6.4	< 10	< 2	< 5	45.4	< 2	< 1	2050	37	156	1330	24.3	4.0	3140	147	15.6	19.9	< 0.2
1033337 Dup	41	140	160	33.1	< 0.8	230	6.4	< 10	< 2	< 5	36.6	< 2	< 1	2030	39	156	1370	24.9	4.5	3200	152	15.7	18.1	< 0.2
1033345 Orig																								
1033345 Dup																								
1033347 Orig	< 2	< 10	< 30	0.6	< 0.8	< 30	< 0.8	< 10	< 2	11	0.6	< 2	< 1	< 10	< 3	9	117	< 0.2	0.7	4.1	67	1.9	< 2.4	< 0.2
1033347 Dup	< 2	< 10	< 30	0.7	< 0.8	< 30	< 0.8	< 10	< 2	10	0.7	< 2	< 1	< 10	< 3	8	111	< 0.2	1.0	< 0.4	67	1.8	< 2.4	< 0.2
1033359 Orig																								
1033359 Dup																								
1033370 Orig	10	< 10	< 30	3.1	< 0.8	210	9.1	< 10	< 2	< 5	162	< 2	< 1	1390	221	19	916	54.1	< 0.7	1530	64	3.9	108.7	< 0.2
1033370 Dup	12	< 10	< 30	3.3	< 0.8	220	9.5	20	< 2	8	181	< 2	< 1	1420	221	21	942	56.2	< 0.7	1590	91	4.1	126.4	< 0.2
1033380 Orig																								
1033380 Dup																								
1033383 Orig	10	< 10	< 30	3.1	< 0.8	210	9.1	< 10	< 2	< 5	162	< 2	< 1	1390	221	19	916	54.1	< 0.7	1530	64	3.9	108.7	< 0.2
1033383 Dup	12	< 10	< 30	3.3	< 0.8	220	9.5	20	< 2	8	181	< 2	< 1	1420	221	21	942	56.2	< 0.7	1590	91	4.1	126.4	< 0.2
1033397 Orig	16	< 10	< 30	3.1	< 0.8	230	21.0	< 10	< 2	< 5	64.5	< 2	< 1	590	320	22	431	50.1	< 0.7	2090	180	1.0	147.6	< 0.2
1033397 Dup	14	< 10	< 30	3.1	< 0.8	240	21.5	< 10	< 2	6	69.1	< 2	< 1	610	328	27	469	51.9	< 0.7	2160	197	1.1	149.7	< 0.2
1033401 Orig																								
1033401 Split																								
1033407 Orig																								
1033407 Dup																								
1033413 Orig	4	< 10	< 30	< 0.2	< 0.8	70	15.9	< 10	< 2	< 5	84.4	< 2	< 1	210	296	< 5	314	54.2	4.9	2270	121	< 0.1	87.6	< 0.2
1033413 Dup	5	< 10	< 30	0.2	< 0.8	70	16.5	< 10	< 2	< 5	83.5	< 2	< 1	190	289	< 5	298	53.7	4.7	2250	117	< 0.1	79.2	< 0.2
1033421 Orig																								
1033421 Split																								
1033421 Orig																								
1033421 Dup																								
Method Blank																								
Method Blank																								
Method Blank																								
Method Blank																								
Method Blank																								
Method Blank																								
Method Blank																								
Method Blank																								
Method Blank																								
Method Blank																								
Method Blank																								
Method Blank																								
Method Blank																								
Method Blank																								
Method Blank																								
Method Blank																								
Method Blank																								

Quality Control

Analyte Symbol	Cu	Ni	Cr	Co	Se	Zn	Pb	Ag	Cd	As	Sn	Sb	Mo	B	Be	V	Mn	Ga	Ge	Rb	Sr	Y	Nb	In
Unit Symbol	ppm	ppm	ppm	ppm	ppm	ppm	ppm	ppm	ppm	ppm	ppm	ppm	ppm	ppm	ppm	ppm	ppm	ppm	ppm	ppm	ppm	ppm	ppm	ppm
Detection Limit	2	10	30	0.2	0.8	30	0.8	10	2	5	0.5	2	1	10	3	5	3	0.2	0.7	0.4	3	0.1	2.4	0.2
Analysis Method	FUS-MS-Na2O2	FUS-MS-Na2O2	FUS-MS-Na2O2	FUS-MS-Na2O2	FUS-MS-Na2O2	FUS-MS-Na2O2	FUS-MS-Na2O2	FUS-MS-Na2O2	FUS-MS-Na2O2	FUS-MS-Na2O2	FUS-MS-Na2O2	FUS-MS-Na2O2	FUS-MS-Na2O2	FUS-MS-Na2O2	FUS-MS-Na2O2	FUS-MS-Na2O2	FUS-MS-Na2O2	FUS-MS-Na2O2	FUS-MS-Na2O2	FUS-MS-Na2O2	FUS-MS-Na2O2	FUS-MS-Na2O2	FUS-MS-Na2O2	FUS-MS-Na2O2
Method Blank																								
Method Blank																								
Method Blank																								
Method Blank																								
Method Blank																								
Method Blank	< 2	< 10	< 30	< 0.2	< 0.8	< 30	< 0.8	< 10	< 2	< 5	< 0.5	< 2	< 1	< 10	< 3	< 5	< 3	< 0.2	< 0.7	< 0.4	< 3	< 0.1	< 2.4	< 0.2
Method Blank																								
Method Blank																								
Method Blank																								
Method Blank																								
Method Blank																								
Method Blank																								
Method Blank																								
Method Blank																								
Method Blank																								
Method Blank																								
Method Blank																								
Method Blank																								
Method Blank																								
Method Blank																								
Method Blank																								
Method Blank																								
Method Blank																								
Method Blank																								
Method Blank																								
Method Blank																								
Method Blank																								
Method Blank	< 2	< 10	< 30	< 0.2	< 0.8	< 30	< 0.8	< 10	< 2	< 5	< 0.5	< 2	< 1	< 10	< 3	< 5	< 3	< 0.2	< 0.7	< 0.4	< 3	< 0.1	< 2.4	< 0.2

Quality Control

Analyte Symbol	Te	Cs	Ba	La	Ce	Pr	Nd	Sm	Eu	Gd	Tb	Dy	Ho	Er	Tm	Yb	Hf	Ta	W	Tl	Bi	Th	U	Al
Unit Symbol	ppm	ppm	ppm	ppm	ppm	ppm	ppm	ppm	ppm	ppm	ppm	ppm	ppm	ppm	ppm	ppm	ppm	ppm	ppm	ppm	ppm	ppm	ppm	%
Detection Limit	6	0.1	3	0.4	0.8	0.1	0.4	0.1	0.1	0.1	0.1	0.3	0.2	0.1	0.1	0.1	10	0.2	0.7	0.1	2	0.1	0.1	0.01
Analysis Method	FUS-MS-Na2O2	FUS-MS-Na2O2	FUS-MS-Na2O2	FUS-MS-Na2O2	FUS-MS-Na2O2	FUS-MS-Na2O2	FUS-MS-Na2O2	FUS-MS-Na2O2	FUS-MS-Na2O2	FUS-MS-Na2O2	FUS-MS-Na2O2	FUS-MS-Na2O2	FUS-MS-Na2O2	FUS-MS-Na2O2	FUS-MS-Na2O2	FUS-MS-Na2O2	FUS-MS-Na2O2	FUS-MS-Na2O2	FUS-MS-Na2O2	FUS-MS-Na2O2	FUS-MS-Na2O2	FUS-MS-Na2O2	FUS-MS-Na2O2	FUS-Na2O2
GXR-1 Meas	13	2.9	728	47.1	16.2			2.7	0.6	3.7	0.8	4.2			0.4	1.8	< 10	< 0.2	171	0.4	1450	2.5	34.4	3.61
GXR-1 Cert	13.0	3.00	750	7.50	17.0			2.70	0.690	4.20	0.830	4.30			0.430	1.90	0.960	0.175	164	0.390	1380	2.44	34.9	3.52
GXR-1 Meas	14	2.9	714	8.1	16.5			2.7	0.6	3.8	0.8	4.5			0.4	2.0	< 10	< 0.2	177	0.4			34.6	3.84
GXR-1 Cert	13.0	3.00	750	7.50	17.0			2.70	0.690	4.20	0.830	4.30			0.430	1.90	0.960	0.175	164	0.390			34.9	3.52
GXR-1 Meas																								3.69
GXR-1 Cert																								3.52
GXR-1 Meas																								3.83
GXR-1 Cert																								3.52
GXR-1 Meas																								3.74
GXR-1 Cert																								3.52
GXR-1 Meas																								3.73
GXR-1 Cert																								3.52
GXR-1 Meas																								
GXR-1 Cert																								
GXR-1 Meas																								
GXR-1 Cert																								
GXR-4 Meas	< 6	2.9	1620	59.5	106			6.2	1.6	4.7		2.7			0.2	1.5	< 10	0.9		3.2	20	21.8	5.8	7.06
GXR-4 Cert	0.970	2.80	1640	64.5	102			6.60	1.63	5.25		2.60			0.210	1.60	6.30	0.790		3.20	19.0	22.5	6.20	7.20
GXR-4 Meas																								7.27
GXR-4 Cert																								7.20
GXR-4 Meas																								7.17
GXR-4 Cert																								7.20
GXR-4 Meas																								
GXR-4 Cert																								
GXR-4 Meas																								
GXR-4 Cert																								
GXR-4 Meas																								
GXR-4 Cert																								
GXR-4 Meas																								
GXR-4 Cert																								
SDC-1 Meas																								
SDC-1 Cert																								
SDC-1 Meas																								
SDC-1 Cert																								
SDC-1 Meas																								
SDC-1 Cert																								
SDC-1 Meas																								
SDC-1 Cert																								
SDC-1 Meas																								
SDC-1 Cert																								
SDC-1 Meas																								
SDC-1 Cert																								
SCO-1 Meas																								
SCO-1 Cert																								
SCO-1 Meas																								
SCO-1 Cert																								
SCO-1 Meas																								
SCO-1 Cert																								
SCO-1 Meas																								
SCO-1 Cert																								
SCO-1 Meas																								
SCO-1 Cert																								
SCO-1 Meas																								

Quality Control

Analyte Symbol	Te	Cs	Ba	La	Ce	Pr	Nd	Sm	Eu	Gd	Tb	Dy	Ho	Er	Tm	Yb	Hf	Ta	W	Tl	Bi	Th	U	Al
Unit Symbol	ppm	ppm	ppm	ppm	ppm	ppm	ppm	ppm	ppm	ppm	ppm	ppm	ppm	ppm	ppm	ppm	ppm	ppm	ppm	ppm	ppm	ppm	ppm	%
Detection Limit	6	0.1	3	0.4	0.8	0.1	0.4	0.1	0.1	0.1	0.1	0.3	0.2	0.1	0.1	0.1	10	0.2	0.7	0.1	2	0.1	0.1	0.01
Analysis Method	FUS-MS-Na2O2	FUS-MS-Na2O2	FUS-MS-Na2O2	FUS-MS-Na2O2	FUS-MS-Na2O2	FUS-MS-Na2O2	FUS-MS-Na2O2	FUS-MS-Na2O2	FUS-MS-Na2O2	FUS-MS-Na2O2	FUS-MS-Na2O2	FUS-MS-Na2O2	FUS-MS-Na2O2	FUS-MS-Na2O2	FUS-MS-Na2O2	FUS-MS-Na2O2	FUS-MS-Na2O2	FUS-MS-Na2O2	FUS-MS-Na2O2	FUS-MS-Na2O2	FUS-MS-Na2O2	FUS-MS-Na2O2	FUS-MS-Na2O2	FUS-Na2O2
SCO-1 Cert																								
GXR-6 Meas																								
GXR-6 Cert																								
GXR-6 Meas																								
GXR-6 Cert																								
GXR-6 Meas																								
GXR-6 Cert																								
GXR-6 Meas																								
GXR-6 Cert																								
GXR-6 Meas																								
GXR-6 Cert																								
GXR-6 Meas																								
GXR-6 Cert																								
GXR-6 Meas																								
GXR-6 Cert																								
OREAS 13P Meas																								
OREAS 13P Cert																								
OREAS 13P Meas																								
OREAS 13P Cert																								
OREAS 13P Meas																								
OREAS 13P Cert																								
OREAS 13P Meas																								
OREAS 13P Cert																								
OREAS 13P Meas																								
OREAS 13P Cert																								
OREAS 13P Meas																								
OREAS 13P Cert																								
NIST 696 Meas																								> 25.0
NIST 696 Cert																								28.9
NIST 696 Meas																								> 25.0
NIST 696 Cert																								28.9
NIST 696 Meas																								> 25.0
NIST 696 Cert																								28.9
NIST 696 Meas																								> 25.0
NIST 696 Cert																								28.9
NIST 696 Meas																								> 25.0
NIST 696 Cert																								28.9
NIST 696 Meas																								> 25.0
NIST 696 Cert																								28.9
NIST 696 Meas																								> 25.0
NIST 696 Cert																								28.9
NIST 696 Meas																								> 25.0
NIST 696 Cert																								28.9
NIST 696 Meas																								> 25.0
NIST 696 Cert																								28.9
Oreas 72a (4 Acid Digest) Meas																								
Oreas 72a (4 Acid Digest) Cert																								
ZW-C Meas		260	54	28.0	99.7	9.6	22.7	6.2	< 0.1		1.2	9.3	1.9	7.3	1.7	14.2	< 10	86.8	319	34.7	15	42.9	18.2	
ZW-C Cert		260	52	30.0	97	9.5	25.0	6.6	0.04		1.20	9.2	2.0	6.7	1.60	14	9.7	82	320	34	15.0	43	20.0	
ZW-C Meas																								
ZW-C Cert																								

Quality Control

Analyte Symbol	Te	Cs	Ba	La	Ce	Pr	Nd	Sm	Eu	Gd	Tb	Dy	Ho	Er	Tm	Yb	Hf	Ta	W	Tl	Bi	Th	U	Al
Unit Symbol	ppm	ppm	ppm	ppm	ppm	ppm	ppm	ppm	ppm	ppm	ppm	ppm	ppm	ppm	ppm	ppm	ppm	ppm	ppm	ppm	ppm	ppm	ppm	%
Detection Limit	6	0.1	3	0.4	0.8	0.1	0.4	0.1	0.1	0.1	0.1	0.3	0.2	0.1	0.1	0.1	10	0.2	0.7	0.1	2	0.1	0.1	0.01
Analysis Method	FUS-MS-Na2O2	FUS-MS-Na2O2	FUS-MS-Na2O2	FUS-MS-Na2O2	FUS-MS-Na2O2	FUS-MS-Na2O2	FUS-MS-Na2O2	FUS-MS-Na2O2	FUS-MS-Na2O2	FUS-MS-Na2O2	FUS-MS-Na2O2	FUS-MS-Na2O2	FUS-MS-Na2O2	FUS-MS-Na2O2	FUS-MS-Na2O2	FUS-MS-Na2O2	FUS-MS-Na2O2	FUS-MS-Na2O2	FUS-MS-Na2O2	FUS-MS-Na2O2	FUS-MS-Na2O2	FUS-MS-Na2O2	FUS-MS-Na2O2	FUS-Na2O2
ZW-C Meas																								
ZW-C Cert																								
ZW-C Meas																								
ZW-C Cert																								
ZW-C Meas																								
ZW-C Cert																								
ZW-C Meas																								
ZW-C Cert																								
NCS DC70014 Meas							36.1											16.8						
NCS DC70014 Cert							39.9											16.2						
MP-1b Meas																			1070		911			
MP-1b Cert																			1100.000		954.0000			
MP-1b Meas																			1150		917			
MP-1b Cert																			1100.000		954.0000			
MP-1b Meas																								
MP-1b Cert																								
MP-1b Meas																								
MP-1b Cert																								
MP-1b Meas																								
MP-1b Cert																								
MP-1b Meas																								
MP-1b Cert																								
MP-1b Meas																								
MP-1b Cert																								
MP-1b Meas																								
MP-1b Cert																								
MP-1b Meas																								
MP-1b Cert																								
MP-1b Meas																								
MP-1b Cert																								
MP-1b Meas																								
MP-1b Cert																								
DNC-1a Meas																								
DNC-1a Cert																								
DNC-1a Meas																								
DNC-1a Cert																								
DNC-1a Meas																								
DNC-1a Cert																								
DNC-1a Meas																								
DNC-1a Cert																								
DNC-1a Meas																								
DNC-1a Cert																								
DNC-1a Meas																								
DNC-1a Cert																								
NCS DC86303 Meas																			13.6					
NCS DC86303 Cert																			8.9					
NCS DC86303 Meas																								
NCS DC86303 Cert																								
NCS DC86303 Meas																								
NCS DC86303 Cert																								
NCS DC86303 Meas																								

Quality Control

Analyte Symbol	Te	Cs	Ba	La	Ce	Pr	Nd	Sm	Eu	Gd	Tb	Dy	Ho	Er	Tm	Yb	Hf	Ta	W	Tl	Bi	Th	U	Al
Unit Symbol	ppm	ppm	ppm	ppm	ppm	ppm	ppm	ppm	ppm	ppm	ppm	ppm	ppm	ppm	ppm	ppm	ppm	ppm	ppm	ppm	ppm	ppm	ppm	%
Detection Limit	6	0.1	3	0.4	0.8	0.1	0.4	0.1	0.1	0.1	0.1	0.3	0.2	0.1	0.1	0.1	10	0.2	0.7	0.1	2	0.1	0.1	0.01
Analysis Method	FUS-MS-Na2O2	FUS-MS-Na2O2	FUS-MS-Na2O2	FUS-MS-Na2O2	FUS-MS-Na2O2	FUS-MS-Na2O2	FUS-MS-Na2O2	FUS-MS-Na2O2	FUS-MS-Na2O2	FUS-MS-Na2O2	FUS-MS-Na2O2	FUS-MS-Na2O2	FUS-MS-Na2O2	FUS-MS-Na2O2	FUS-MS-Na2O2	FUS-MS-Na2O2	FUS-MS-Na2O2	FUS-MS-Na2O2	FUS-MS-Na2O2	FUS-MS-Na2O2	FUS-MS-Na2O2	FUS-MS-Na2O2	FUS-MS-Na2O2	FUS-Na2O2
NCS DC86303 Cert																								
NCS DC86303 Meas																								
NCS DC86303 Cert																								
NCS DC86303 Meas																								
NCS DC86303 Cert																								
NCS DC86303 Meas																								
NCS DC86303 Cert																								
NCS DC86304 Meas																			46.0					
NCS DC86304 Cert																			43.7					
NCS DC86304 Meas																								
NCS DC86304 Cert																								
NCS DC86304 Meas																								
NCS DC86304 Cert																								
NCS DC86304 Meas																								
NCS DC86304 Cert																								
NCS DC86304 Meas																								
NCS DC86304 Cert																								
NCS DC86304 Meas																								
NCS DC86304 Cert																								
NCS DC86314 Meas																			76.4					
NCS DC86314 Cert																			79.0					
NCS DC86314 Meas																								
NCS DC86314 Cert																								
NCS DC86314 Meas																								
NCS DC86314 Cert																								
NCS DC86314 Meas																								
NCS DC86314 Cert																								
NCS DC86314 Meas																								
NCS DC86314 Cert																								
DMMAS 111 Meas																								
DMMAS 111 Cert																								
DMMAS 111 Meas																								
DMMAS 111 Cert																								
DMMAS 111 Meas																								
DMMAS 111 Cert																								
DMMAS 111 Meas																								
DMMAS 111 Cert																								
DMMAS 111 Meas																								
DMMAS 111 Cert																								
DMMAS 111 Meas																								
DMMAS 111 Cert																								
1033006 Orig	< 6	177	62	< 0.4	< 0.8	< 0.1	2.3	0.7	0.2	0.9	0.2	1.2	0.3	0.8	0.1	0.8	< 10	94.8	3.1	10.2	< 2	1.6	8.9	8.23
1033006 Dup	< 6	168	58	< 0.4	< 0.8	< 0.1	2.1	0.6	0.2	0.8	0.2	1.2	0.2	0.7	0.1	0.8	< 10	95.7	< 0.7	9.7	< 2	1.4	8.2	8.32
1033013 Orig																								
1033013 Dup																								
1033027 Orig																								
1033027 Dup																								
1033030 Orig																								
1033030 Split																								
1033048 Orig																								
1033048 Dup																								
1033050 Orig																								
1033050 Split																								

Quality Control

Analyte Symbol	Te	Cs	Ba	La	Ce	Pr	Nd	Sm	Eu	Gd	Tb	Dy	Ho	Er	Tm	Yb	Hf	Ta	W	Tl	Bi	Th	U	Al
Unit Symbol	ppm	ppm	ppm	ppm	ppm	ppm	ppm	ppm	ppm	ppm	ppm	ppm	ppm	ppm	ppm	ppm	ppm	ppm	ppm	ppm	ppm	ppm	ppm	%
Detection Limit	6	0.1	3	0.4	0.8	0.1	0.4	0.1	0.1	0.1	0.1	0.3	0.2	0.1	0.1	0.1	10	0.2	0.7	0.1	2	0.1	0.1	0.01
Analysis Method	FUS-MS-Na2O2	FUS-MS-Na2O2	FUS-MS-Na2O2	FUS-MS-Na2O2	FUS-MS-Na2O2	FUS-MS-Na2O2	FUS-MS-Na2O2	FUS-MS-Na2O2	FUS-MS-Na2O2	FUS-MS-Na2O2	FUS-MS-Na2O2	FUS-MS-Na2O2	FUS-MS-Na2O2	FUS-MS-Na2O2	FUS-MS-Na2O2	FUS-MS-Na2O2	FUS-MS-Na2O2	FUS-MS-Na2O2	FUS-MS-Na2O2	FUS-MS-Na2O2	FUS-MS-Na2O2	FUS-MS-Na2O2	FUS-MS-Na2O2	FUS-Na2O2
1033061 Orig																								
1033061 Split																								
1033062 Orig																								
1033062 Dup																								
1033070 Orig	< 6	181	169	29.8	74.2	9.0	35.3	7.3	2.1	5.7	0.9	5.5	1.1	3.0	0.4	2.6	< 10	3.3	< 0.7	4.5	< 2	2.0	0.7	8.17
1033070 Dup	< 6	182	169	27.7	68.8	10.2	39.4	7.7	2.2	5.7	1.0	5.5	1.1	3.0	0.4	2.7	< 10	3.0	< 0.7	4.5	< 2	2.1	0.7	7.87
1033083 Orig																								
1033083 Dup																								
1033090 Orig																								
1033090 Split																								
1033097 Orig																								
1033097 Dup																								
1033101 Orig																								
1033101 Split																								
1033116 Orig	< 6	109	75	29.6	86.7	11.7	48.1	9.1	2.4	5.5	0.7	3.9	0.7	1.8	0.2	1.5	< 10	0.5	< 0.7	3.9	< 2	1.5	0.4	6.35
1033116 Dup	< 6	111	86	30.2	87.3	12.1	48.4	10.2	2.5	5.4	0.7	3.9	0.7	1.9	0.2	1.6	< 10	0.5	< 0.7	4.0	< 2	1.6	0.5	6.35
1033118 Orig																								
1033118 Dup																								
1033121 Orig																								
1033121 Split																								
1033126 Orig	< 6	5.8	< 3	1.0	< 0.8	0.4	0.5	0.4	< 0.1	0.2	< 0.1	< 0.3	< 0.2	< 0.1	< 0.1	< 0.1	< 10	106	< 0.7	0.5	3	3.2	4.5	6.77
1033126 Dup	< 6	6.1	< 3	< 0.4	< 0.8	0.2	< 0.4	0.2	< 0.1	0.1	< 0.1	< 0.3	< 0.2	< 0.1	< 0.1	< 0.1	< 10	124	< 0.7	0.5	< 2	2.2	4.3	6.83
1033144 Orig																								
1033144 Dup																								
1033146 Orig	< 6	45.2	< 3	15.1	2.5	< 0.1	< 0.4	< 0.1	0.1	< 0.1	< 0.1	< 0.3	< 0.2	< 0.1	< 0.1	< 0.1	< 10	154	< 0.7	2.5	< 2	3.3	3.8	6.62
1033146 Dup	< 6	45.5	< 3	16.2	6.7	0.3	2.5	0.3	0.1	< 0.1	< 0.1	< 0.3	< 0.2	< 0.1	< 0.1	< 0.1	< 10	167	< 0.7	2.5	< 2	3.0	3.7	6.56
1033148 Orig																								6.89
1033148 Dup																								6.89
1033150 Orig	< 6	0.3	16	0.9	1.6	0.2	0.9	0.1	< 0.1	0.2	< 0.1	< 0.3	< 0.2	0.1	< 0.1	< 0.1	< 10	< 0.2	1.6	< 0.1	< 2	< 0.1	0.2	0.07
1033150 Split	< 6	0.4	20	1.2	1.8	0.3	0.9	0.2	< 0.1	0.2	< 0.1	< 0.3	< 0.2	0.1	< 0.1	< 0.1	< 10	< 0.2	1.0	< 0.1	< 2	< 0.1	0.2	0.10
1033158 Orig																								7.44
1033158 Dup																								7.44
1033159 Orig	< 6	57.6	10	0.8	4.8	< 0.1	0.7	0.3	0.1	0.4	< 0.1	< 0.3	< 0.2	< 0.1	< 0.1	< 0.1	< 10	67.7	< 0.7	14.4	< 2	1.1	4.6	8.08
1033159 Dup	< 6	56.6	9	1.3	4.4	0.3	1.7	0.4	0.2	0.4	< 0.1	< 0.3	< 0.2	< 0.1	< 0.1	< 0.1	< 10	67.5	< 0.7	14.0	< 2	1.2	4.3	8.10
1033179 Orig																								
1033179 Dup																								
1033193 Orig																								
1033193 Dup																								
1033209 Orig	< 6	< 0.1	4	0.5	1.2	< 0.1	< 0.4	< 0.1	0.1	0.2	< 0.1	< 0.3	< 0.2	0.2	< 0.1	0.1	< 10	< 0.2	< 0.7	< 0.1	< 2	1.7	< 0.1	0.40
1033209 Dup	< 6	< 0.1	4	< 0.4	1.1	< 0.1	< 0.4	< 0.1	< 0.1	0.2	< 0.1	< 0.3	< 0.2	0.2	< 0.1	0.2	< 10	0.2	< 0.7	0.1	< 2	1.2	< 0.1	0.27
1033214 Orig																								
1033214 Dup																								
1033228 Orig																								
1033228 Dup																								
1033231 Orig	< 6	83.4	9	0.5	2.9	< 0.1	< 0.4	0.2	< 0.1	< 0.1	< 0.1	< 0.3	< 0.2	< 0.1	< 0.1	< 0.1	< 10	147	< 0.7	20.8	< 2	0.7	5.4	8.47
1033231 Dup	< 6	82.4	8	< 0.4	2.9	< 0.1	< 0.4	< 0.1	< 0.1	< 0.1	< 0.1	< 0.3	< 0.2	< 0.1	< 0.1	< 0.1	< 10	143	< 0.7	20.8	< 2	0.4	5.0	8.55
1033241 Orig	< 6	48.5	19	< 0.4	2.1	< 0.1	< 0.4	< 0.1	< 0.1	< 0.1	< 0.1	< 0.3	< 0.2	< 0.1	< 0.1	< 0.1	< 10	92.8	< 0.7	16.1	< 2	1.0	5.0	9.12
1033241 Dup	< 6	48.1	21	1.1	9.1	0.4	2.0	0.1	< 0.1	< 0.1	< 0.1	< 0.3	< 0.2	< 0.1	< 0.1	< 0.1	< 10	96.5	< 0.7	15.8	< 2	2.7	4.6	8.96
1033249 Orig																								
1033249 Dup																								
1033251 Orig	< 6	84.1	3	0.6	3.1	< 0.1	< 0.4	0.2	0.1	0.4	< 0.1	0.4	< 0.2	0.1	< 0.1	< 0.1	< 10	81.4	2.0	19.0	29	2.9	1.9	8.43
1033251 Dup	< 6	81.6	< 3	< 0.4	1.7	< 0.1	< 0.4	0.1	< 0.1	0.4	< 0.1	0.3	< 0.2	0.1	< 0.1	< 0.1	< 10	77.5	< 0.7	18.2	28	0.5	1.7	8.35
1033274 Orig	< 6	58.3	56	< 0.4	< 0.8	< 0.1	< 0.4	0.2	0.1	0.4	< 0.1	0.6	< 0.2	0.3	< 0.1	0.2	< 10	164	3.7	11.6	40	1.7	9.6	8.52
1033274 Dup	< 6	57.1	42	< 0.4	< 0.8	< 0.1	< 0.4	< 0.1	< 0.1	0.1	< 0.1	< 0.3	< 0.2	0.2	< 0.1	0.1	< 10	139	< 0.7	11.6	2	1.5	7.0	7.66
1033275 Orig																								
1033275 Dup																								
1033284 Orig	< 6	97.6	3	23.3	65.6	5.9	35.3	2.1	0.3	0.2	< 0.1	< 0.3	< 0.2	< 0.1	< 0.1	< 0.1	< 10	73.8	< 0.7	20.0	4	8.5	10.9	8.20

Quality Control

Analyte Symbol	Te	Cs	Ba	La	Ce	Pr	Nd	Sm	Eu	Gd	Tb	Dy	Ho	Er	Tm	Yb	Hf	Ta	W	Tl	Bi	Th	U	Al
Unit Symbol	ppm	ppm	ppm	ppm	ppm	ppm	ppm	ppm	ppm	ppm	ppm	ppm	ppm	ppm	ppm	ppm	ppm	ppm	ppm	ppm	ppm	ppm	ppm	%
Detection Limit	6	0.1	3	0.4	0.8	0.1	0.4	0.1	0.1	0.1	0.1	0.3	0.2	0.1	0.1	0.1	10	0.2	0.7	0.1	2	0.1	0.1	0.01
Analysis Method	FUS-MS-Na2O2	FUS-MS-Na2O2	FUS-MS-Na2O2	FUS-MS-Na2O2	FUS-MS-Na2O2	FUS-MS-Na2O2	FUS-MS-Na2O2	FUS-MS-Na2O2	FUS-MS-Na2O2	FUS-MS-Na2O2	FUS-MS-Na2O2	FUS-MS-Na2O2	FUS-MS-Na2O2	FUS-MS-Na2O2	FUS-MS-Na2O2	FUS-MS-Na2O2	FUS-MS-Na2O2	FUS-MS-Na2O2	FUS-MS-Na2O2	FUS-MS-Na2O2	FUS-MS-Na2O2	FUS-MS-Na2O2	FUS-MS-Na2O2	FUS-Na2O2
1033284 Dup	< 6	97.8	< 3	28.2	67.1	6.5	30.9	2.1	0.3	0.3	< 0.1	< 0.3	< 0.2	< 0.1	< 0.1	< 0.1	< 10	63.1	< 0.7	20.4	5	9.4	11.1	8.64
1033289 Orig																								
1033289 Dup																								
1033294 Orig	< 6	162	25	5.0	13.6	1.3	7.0	2.9	0.9	2.5	0.5	3.4	0.7	2.1	0.3	1.9	< 10	50.1	< 0.7	5.0	< 2	2.9	7.4	6.43
1033294 Dup	< 6	165	26	4.4	13.1	1.3	6.7	2.4	0.8	2.5	0.5	3.4	0.7	2.1	0.3	2.0	< 10	51.0	< 0.7	5.1	< 2	1.6	6.4	6.46
1033304 Orig	< 6	< 0.1	28	< 0.4	< 0.8	< 0.1	< 0.4	0.2	< 0.1	0.2	< 0.1	< 0.3	< 0.2	0.1	< 0.1	0.1	< 10	< 0.2	< 0.7	< 0.1	< 2	< 0.1	< 0.1	0.30
1033304 Dup	< 6	0.3	14	< 0.4	< 0.8	< 0.1	< 0.4	0.2	< 0.1	0.2	< 0.1	< 0.3	< 0.2	0.2	< 0.1	0.1	< 10	< 0.2	< 0.7	< 0.1	< 2	3.7	0.2	0.08
1033310 Orig																								
1033310 Dup																								
1033323 Orig	< 6	26.0	66	1.3	2.5	0.3	1.5	0.3	< 0.1	0.3	< 0.1	0.4	< 0.2	0.1	< 0.1	0.1	< 10	48.6	< 0.7	4.6	3	0.9	4.1	7.91
1033323 Dup	< 6	28.3	67	1.0	2.5	0.3	1.2	0.3	0.1	0.3	< 0.1	0.3	< 0.2	0.1	< 0.1	< 0.1	< 10	43.4	1.2	4.7	3	0.9	4.0	7.95
1033324 Orig																								
1033324 Dup																								
1033337 Orig	< 6	747	151	8.4	20.6	2.6	10.8	2.5	0.9	2.3	0.5	2.8	0.6	1.8	0.3	1.6	< 10	35.7	2.4	33.2	< 2	1.7	1.5	8.15
1033337 Dup	< 6	778	154	7.8	19.6	2.6	9.9	2.6	0.8	2.3	0.4	2.9	0.6	1.7	0.3	1.6	< 10	35.8	1.7	33.5	< 2	1.6	1.5	8.13
1033345 Orig																								
1033345 Dup																								
1033347 Orig	< 6	2.5	8	0.5	< 0.8	< 0.1	< 0.4	< 0.1	< 0.1	0.2	< 0.1	< 0.3	< 0.2	0.1	< 0.1	0.1	< 10	0.7	< 0.7	< 0.1	< 2	< 0.1	0.2	0.25
1033347 Dup	< 6	< 0.1	10	0.6	< 0.8	< 0.1	< 0.4	0.1	< 0.1	0.2	< 0.1	< 0.3	< 0.2	0.1	< 0.1	0.1	< 10	0.5	< 0.7	< 0.1	< 2	< 0.1	0.1	0.03
1033359 Orig																								
1033359 Dup																								
1033370 Orig	< 6	101	41	1.8	3.8	0.5	2.3	0.7	0.4	0.8	0.1	0.7	< 0.2	0.4	< 0.1	0.3	< 10	78.3	< 0.7	13.4	< 2	5.7	8.7	8.93
1033370 Dup	< 6	104	94	0.6	1.7	0.3	1.6	0.5	0.3	0.6	< 0.1	0.7	< 0.2	0.4	< 0.1	0.3	< 10	113	< 0.7	13.8	< 2	4.9	8.8	8.30
1033380 Orig																								
1033380 Dup																								
1033383 Orig	< 6	101	41	2.4	23.2	0.8	2.4	0.5	0.4	0.8	0.1	0.7	< 0.2	0.4	< 0.1	0.3	< 10	78.3	< 0.7	13.4	< 2	5.7	8.7	9.15
1033383 Dup	< 6	104	94	10.6	16.5	1.2	6.7	0.4	0.3	0.6	< 0.1	0.7	< 0.2	0.4	< 0.1	0.3	< 10	113	< 0.7	13.8	< 2	4.9	8.8	8.19
1033397 Orig	< 6	82.2	144	33.9	66.2	5.0	20.1	1.3	0.2	0.2	< 0.1	< 0.3	< 0.2	0.1	< 0.1	0.1	< 10	107	< 0.7	17.8	29	4.0	12.3	7.90
1033397 Dup	< 6	86.6	164	27.6	73.5	6.4	26.9	1.6	0.2	0.2	< 0.1	< 0.3	< 0.2	0.1	< 0.1	0.1	< 10	87.3	< 0.7	18.1	23	4.0	12.7	6.70
1033401 Orig																								
1033401 Split																								
1033407 Orig																								
1033407 Dup																								
1033413 Orig	< 6	108	67	8.3	25.4	2.3	9.6	0.8	0.1	0.1	< 0.1	< 0.3	< 0.2	< 0.1	< 0.1	< 0.1	< 10	51.4	< 0.7	20.2	14	3.0	8.8	8.92
1033413 Dup	< 6	109	79	0.5	1.9	0.2	1.2	< 0.1	< 0.1	< 0.1	< 0.1	< 0.3	< 0.2	< 0.1	< 0.1	< 0.1	< 10	50.5	< 0.7	20.5	13	1.5	9.2	6.76
1033421 Orig																								
1033421 Split																								
1033421 Orig																								
1033421 Dup																								
Method Blank																								
Method Blank																								
Method Blank																								
Method Blank																								
Method Blank																								
Method Blank																								
Method Blank																								
Method Blank																								
Method Blank																								
Method Blank																								
Method Blank																								
Method Blank																								
Method Blank																								
Method Blank																								
Method Blank																								
Method Blank																								
Method Blank																								

Quality Control

Analyte Symbol	Te	Cs	Ba	La	Ce	Pr	Nd	Sm	Eu	Gd	Tb	Dy	Ho	Er	Tm	Yb	Hf	Ta	W	Tl	Bi	Th	U	Al
Unit Symbol	ppm	ppm	ppm	ppm	ppm	ppm	ppm	ppm	ppm	ppm	ppm	ppm	ppm	ppm	ppm	ppm	ppm	ppm	ppm	ppm	ppm	ppm	ppm	%
Detection Limit	6	0.1	3	0.4	0.8	0.1	0.4	0.1	0.1	0.1	0.1	0.3	0.2	0.1	0.1	0.1	10	0.2	0.7	0.1	2	0.1	0.1	0.01
Analysis Method	FUS-MS-Na2O2	FUS-MS-Na2O2	FUS-MS-Na2O2	FUS-MS-Na2O2	FUS-MS-Na2O2	FUS-MS-Na2O2	FUS-MS-Na2O2	FUS-MS-Na2O2	FUS-MS-Na2O2	FUS-MS-Na2O2	FUS-MS-Na2O2	FUS-MS-Na2O2	FUS-MS-Na2O2	FUS-MS-Na2O2	FUS-MS-Na2O2	FUS-MS-Na2O2	FUS-MS-Na2O2	FUS-MS-Na2O2	FUS-MS-Na2O2	FUS-MS-Na2O2	FUS-MS-Na2O2	FUS-MS-Na2O2	FUS-MS-Na2O2	FUS-Na2O2
Method Blank																								
Method Blank																								
Method Blank																								
Method Blank																								< 0.01
Method Blank																								< 0.01
Method Blank	< 6	< 0.1	< 3	< 0.4	< 0.8	< 0.1	< 0.4	< 0.1	< 0.1	< 0.1	< 0.1	< 0.3	< 0.2	< 0.1	< 0.1	< 0.1	< 10	< 0.2	< 0.7	< 0.1	< 2	< 0.1	< 0.1	< 0.01
Method Blank																								
Method Blank																								0.14
Method Blank																								
Method Blank																								< 0.01
Method Blank																								
Method Blank																								< 0.01
Method Blank																								
Method Blank																								< 0.01
Method Blank																								
Method Blank																								< 0.01
Method Blank																								
Method Blank																								< 0.01
Method Blank																								
Method Blank																								< 0.01
Method Blank																								
Method Blank																								< 0.01
Method Blank																								
Method Blank																								< 0.01
Method Blank																								
Method Blank	< 6	< 0.1	< 3	< 0.4	< 0.8	< 0.1	< 0.4	< 0.1	< 0.1	< 0.1	< 0.1	< 0.3	< 0.2	< 0.1	< 0.1	< 0.1	< 10	< 0.2	< 0.7	< 0.1	< 2	< 0.1	< 0.1	

Quality Control

Analyte Symbol	Ca	Fe	K	Mg	P	S	Si	Ti	Li	Ag	Al	As	Ba	Be	Bi	Ca	Cd	Co	Cr	Cu	Fe	Ga	Hg	K
Unit Symbol	%	%	%	%	%	%	%	%	%	ppm	%	ppm	ppm	ppm	ppm	%	ppm	ppm	ppm	ppm	%	ppm	ppm	%
Detection Limit	0.01	0.05	0.1	0.01	0.005	0.01	0.01	0.01	0.01	0.3	0.01	3	7	1	2	0.01	0.3	1	1	1	0.01	1	1	0.01
Analysis Method	FUS-Na2O2	FUS-Na2O2	FUS-Na2O2	FUS-Na2O2	FUS-Na2O2	FUS-ICP	FUS-Na2O2	FUS-Na2O2	FUS-Na2O2	TD-ICP	TD-ICP	TD-ICP	TD-ICP	TD-ICP	TD-ICP	TD-ICP	TD-ICP	TD-ICP	TD-ICP	TD-ICP	TD-ICP	TD-ICP	TD-ICP	TD-ICP
GXR-1 Meas		26.0	< 0.1	0.22	0.071	0.28				31.4	1.29	404	699	1	1380	0.92	3.3	8	30	1170	23.6	8	4	0.04
GXR-1 Cert		23.6	0.0500	0.217	0.0650	0.257				31.0	3.52	427	750	1.22	1380	0.960	3.30	8.20	12.0	1110	23.6	13.8	3.90	0.0500
GXR-1 Meas		25.0	< 0.1	0.21	0.060	0.26			64.7	31.8	1.44	392	776	1	1380	0.95	3.3	8	16	1180	23.8	10	< 1	0.04
GXR-1 Cert		23.6	0.0500	0.217	0.0650	0.257			0.000820	31.0	3.52	427	750	1.22	1380	0.960	3.30	8.20	12.0	1110	23.6	13.8	3.90	0.0500
GXR-1 Meas		25.9	< 0.1	0.22	0.058					31.7	1.39	394	787	1	1400	0.95	3.2	9	43	1190	24.6	10	5	0.04
GXR-1 Cert		23.6	0.0500	0.217	0.0650					31.0	3.52	427	750	1.22	1380	0.960	3.30	8.20	12.0	1110	23.6	13.8	3.90	0.0500
GXR-1 Meas		25.5	< 0.1	0.22	0.059				< 0.01	32.0	1.04	377	706	1	1390	0.87	3.3	8	19	1180	23.8	8	4	0.04
GXR-1 Cert		23.6	0.0500	0.217	0.0650				0.000820	31.0	3.52	427	750	1.22	1380	0.960	3.30	8.20	12.0	1110	23.6	13.8	3.90	0.0500
GXR-1 Meas		25.9		0.21	0.069					33.3	1.10	392	732	1	1410	0.90	3.4	9	14	1200	24.0	8	< 1	0.04
GXR-1 Cert		23.6		0.217	0.0650					31.0	3.52	427	750	1.22	1380	0.960	3.30	8.20	12.0	1110	23.6	13.8	3.90	0.0500
GXR-1 Meas				0.22	0.058				< 0.01	31.6	1.20	426	686	1	1390	0.94	3.3	8	25	1240	24.4	10	2	0.04
GXR-1 Cert				0.217	0.0650				0.000820	31.0	3.52	427	750	1.22	1380	0.960	3.30	8.20	12.0	1110	23.6	13.8	3.90	0.0500
GXR-1 Meas					0.058				< 0.01	31.7	1.19	425	684	1	1390	0.93	3.5	7	14	1260	24.1	11	5	0.04
GXR-1 Cert					0.0650				0.000820	31.0	3.52	427	750	1.22	1380	0.960	3.30	8.20	12.0	1110	23.6	13.8	3.90	0.0500
GXR-1 Meas									< 0.01															
GXR-1 Cert									0.000820															
GXR-4 Meas	0.93	3.02	4.0	1.85	0.122					3.6	3.54	101	131	2	19	1.13	0.3	16	46	6460	3.08	21	< 1	4.02
GXR-4 Cert	1.01	3.09	4.01	1.66	0.120					4.00	7.20	98.0	1640	1.90	19.0	1.01	0.860	14.6	64.0	6520	3.09	20.0	0.110	4.01
GXR-4 Meas	0.94	3.15	3.9	1.64	0.125				0.01	3.3	3.45	92	212	2	15	1.13	0.6	16	52	6450	3.10	22	< 1	2.57
GXR-4 Cert	1.01	3.09	4.01	1.66	0.120				0.00111	4.00	7.20	98.0	1640	1.90	19.0	1.01	0.860	14.6	64.0	6520	3.09	20.0	0.110	4.01
GXR-4 Meas	0.98	3.13	3.9	1.64	0.121					3.4	3.47	86	222	2	< 2	1.14	0.5	16	49	6380	3.14	19	< 1	3.14
GXR-4 Cert	1.01	3.09	4.01	1.66	0.120					4.00	7.20	98.0	1640	1.90	19.0	1.01	0.860	14.6	64.0	6520	3.09	20.0	0.110	4.01
GXR-4 Meas		3.11	4.1	1.69	0.127				< 0.01	3.5	3.56	88	192	2	9	1.06	0.6	13	47	6450	2.96	21	< 1	2.51
GXR-4 Cert		3.09	4.01	1.66	0.120				0.00111	4.00	7.20	98.0	1640	1.90	19.0	1.01	0.860	14.6	64.0	6520	3.09	20.0	0.110	4.01
GXR-4 Meas		3.16	4.0	1.72						3.3	3.56	84	188	2	13	1.02	0.6	13	56	6110	2.87	21	< 1	1.70
GXR-4 Cert		3.09	4.01	1.66						4.00	7.20	98.0	1640	1.90	19.0	1.01	0.860	14.6	64.0	6520	3.09	20.0	0.110	4.01
GXR-4 Meas									< 0.01	3.4	3.73	95	148	2	13	1.09	0.3	16	51	6230	2.96	22	< 1	3.10
GXR-4 Cert									0.00111	4.00	7.20	98.0	1640	1.90	19.0	1.01	0.860	14.6	64.0	6520	3.09	20.0	0.110	4.01
GXR-4 Meas										3.0	3.56	85	149	2	12	1.02	0.4	14	41	6070	2.78	20	< 1	2.51
GXR-4 Cert										4.00	7.20	98.0	1640	1.90	19.0	1.01	0.860	14.6	64.0	6520	3.09	20.0	0.110	4.01
SDC-1 Meas										< 0.3	4.13	3	630	3	< 2	1.14	0.3	19	41	31	4.71	26	< 1	2.80
SDC-1 Cert										0.0410	8.34	0.220	630	3.00	2.60	1.00	0.0800	18.0	64.00	30.00	4.82	21.00	0.20	2.72
SDC-1 Meas										< 0.3	3.92	< 3	630	3	< 2	1.11	< 0.3	19	71	29	4.59	26	< 1	1.71
SDC-1 Cert										0.0410	8.34	0.220	630	3.00	2.60	1.00	0.0800	18.0	64.00	30.00	4.82	21.00	0.20	2.72
SDC-1 Meas										< 0.3	4.13	< 3	692	3	< 2	1.15	< 0.3	19	45	29	4.73	25	< 1	1.72
SDC-1 Cert										0.0410	8.34	0.220	630	3.00	2.60	1.00	0.0800	18.0	64.00	30.00	4.82	21.00	0.20	2.72
SDC-1 Meas										< 0.3	3.65	< 3	630	3	< 2	1.00	0.3	18	53	29	4.50	24	< 1	1.29
SDC-1 Cert										0.0410	8.34	0.220	630	3.00	2.60	1.00	0.0800	18.0	64.00	30.00	4.82	21.00	0.20	2.72
SDC-1 Meas										< 0.3	3.97	< 3	716	3	< 2	1.08	0.3	18	43	30	4.57	25	1	1.63
SDC-1 Cert										0.0410	8.34	0.220	630	3.00	2.60	1.00	0.0800	18.0	64.00	30.00	4.82	21.00	0.20	2.72
SDC-1 Meas										< 0.3	4.32	4	630	3	< 2	1.08	< 0.3	18	50	31	4.46	26	< 1	2.66
SDC-1 Cert										0.0410	8.34	0.220	630	3.00	2.60	1.00	0.0800	18.0	64.00	30.00	4.82	21.00	0.20	2.72
SDC-1 Meas										0.4	4.52	< 3	681	3	< 2	1.17	< 0.3	19	57	30	4.83	28	< 1	2.93
SDC-1 Cert										0.0410	8.34	0.220	630	3.00	2.60	1.00	0.0800	18.0	64.00	30.00	4.82	21.00	0.20	2.72
SCO-1 Meas										0.4	3.92	6	582	2	< 2	2.02	0.3	12	55	29	3.66	22		2.35
SCO-1 Cert										0.134	7.24	12.00	570	1.80	0.37	1.87	0.140	11.00	68.0	29	3.59	15		2.30
SCO-1 Meas										0.4	3.78	9	603	2	< 2	2.10	0.3	12	55	29	3.61	19		1.53
SCO-1 Cert										0.134	7.24	12.00	570	1.80	0.37	1.87	0.140	11.00	68.0	29	3.59	15		2.30
SCO-1 Meas										< 0.3	3.76	6	633	2	< 2	2.06	< 0.3	13	60	27	3.56	21		2.20
SCO-1 Cert										0.134	7.24	12.00	570	1.80	0.37	1.87	0.140	11.00	68.0	29	3.59	15		2.30
SCO-1 Meas										< 0.3	3.63	12	587	2	< 2	1.93	< 0.3	11	51	28	3.46	19		1.38
SCO-1 Cert										0.134	7.24	12.00	570	1.80	0.37	1.87	0.140	11.00	68.0	29	3.59	15		2.30
SCO-1 Meas										0.4	3.72	5	649	2	< 2	2.00	< 0.3	12	64	28	3.55	19		1.27
SCO-1 Cert										0.134	7.24	12.00	570	1.80	0.37	1.87	0.140	11.00	68.0	29	3.59	15		2.30
SCO-1 Meas										< 0.3	3.89	8	601	2	< 2	1.99	0.5	12	59	32	3.56	21		2.39
SCO-1 Cert										0.134	7.24	12.00	570	1.80	0.37	1.87	0.140	11.00	68.0	29	3.59	15		2.30
SCO-1 Meas										0.4	4.01	16	611	2	3	2.06	< 0.3	13	67	32	3.69	21		2.46

Quality Control

Analyte Symbol	Ca	Fe	K	Mg	P	S	Si	Ti	Li	Ag	Al	As	Ba	Be	Bi	Ca	Cd	Co	Cr	Cu	Fe	Ga	Hg	K
Unit Symbol	%	%	%	%	%	%	%	%	%	ppm	%	ppm	ppm	ppm	ppm	%	ppm	ppm	ppm	ppm	%	ppm	ppm	%
Detection Limit	0.01	0.05	0.1	0.01	0.005	0.01	0.01	0.01	0.01	0.3	0.01	3	7	1	2	0.01	0.3	1	1	1	0.01	1	1	0.01
Analysis Method	FUS-Na2O2	FUS-Na2O2	FUS-Na2O2	FUS-Na2O2	FUS-Na2O2	FUS-ICP	FUS-Na2O2	FUS-Na2O2	FUS-Na2O2	TD-ICP	TD-ICP	TD-ICP	TD-ICP	TD-ICP	TD-ICP	TD-ICP	TD-ICP	TD-ICP	TD-ICP	TD-ICP	TD-ICP	TD-ICP	TD-ICP	TD-ICP
SCO-1 Cert										0.134	7.24	12.00	570	1.80	0.37	1.87	0.140	11.00	68.0	29	3.59	15		2.30
GXR-6 Meas										0.4	7.11	269	> 1000	1	4	0.20	0.5	15	74	69	5.66	34	2	1.85
GXR-6 Cert										1.30	17.7	330	1300	1.40	0.290	0.180	1.00	13.8	96.0	66.0	5.58	35.0	0.0680	1.87
GXR-6 Meas										0.4	6.95	192	> 1000	1	< 2	0.21	< 0.3	15	58	68	5.51	33	< 1	1.74
GXR-6 Cert										1.30	17.7	330	1300	1.40	0.290	0.180	1.00	13.8	96.0	66.0	5.58	35.0	0.0680	1.87
GXR-6 Meas										0.4	6.90	253	> 1000	1	< 2	0.21	0.3	15	75	68	5.58	32	< 1	1.83
GXR-6 Cert										1.30	17.7	330	1300	1.40	0.290	0.180	1.00	13.8	96.0	66.0	5.58	35.0	0.0680	1.87
GXR-6 Meas										< 0.3	6.48	188	> 1000	1	< 2	0.18	0.6	14	52	70	5.50	31	< 1	1.61
GXR-6 Cert										1.30	17.7	330	1300	1.40	0.290	0.180	1.00	13.8	96.0	66.0	5.58	35.0	0.0680	1.87
GXR-6 Meas										0.3	6.68	252	> 1000	1	< 2	0.18	0.4	14	69	70	5.63	32	< 1	1.36
GXR-6 Cert										1.30	17.7	330	1300	1.40	0.290	0.180	1.00	13.8	96.0	66.0	5.58	35.0	0.0680	1.87
GXR-6 Meas										0.4	6.44	324	> 1000	1	< 2	0.18	< 0.3	15	95	73	5.52	32	< 1	1.33
GXR-6 Cert										1.30	17.7	330	1300	1.40	0.290	0.180	1.00	13.8	96.0	66.0	5.58	35.0	0.0680	1.87
GXR-6 Meas										0.5	6.68	254	> 1000	1	3	0.19	0.4	16	66	74	5.72	34	< 1	1.97
GXR-6 Cert										1.30	17.7	330	1300	1.40	0.290	0.180	1.00	13.8	96.0	66.0	5.58	35.0	0.0680	1.87
OREAS 13P Meas																				2680	7.58			
OREAS 13P Cert																				2500	7.58			
OREAS 13P Meas																				2640	7.69			
OREAS 13P Cert																				2500	7.58			
OREAS 13P Meas																				2520	7.23			
OREAS 13P Cert																				2500	7.58			
OREAS 13P Meas																				2520	7.20			
OREAS 13P Cert																				2500	7.58			
OREAS 13P Meas																				2560	7.21			
OREAS 13P Cert																				2500	7.58			
OREAS 13P Meas																				2670	7.61			
OREAS 13P Cert																				2500	7.58			
NIST 696 Meas																								
NIST 696 Cert																								
NIST 696 Meas																								
NIST 696 Cert																								
NIST 696 Meas																								
NIST 696 Cert																								
NIST 696 Meas																								
NIST 696 Cert																								
NIST 696 Meas																								
NIST 696 Cert																								
NIST 696 Meas																								
NIST 696 Cert																								
NIST 696 Meas																								
NIST 696 Cert																								
NIST 696 Meas																								
NIST 696 Cert																								
NIST 696 Meas																								
NIST 696 Cert																								
Oreas 72a (4 Acid Digest) Meas												< 3						156	189	331	9.42			
Oreas 72a (4 Acid Digest) Cert												14.7						157	228	316	9.63			
ZW-C Meas																								
ZW-C Cert																								
ZW-C Meas									11600															
ZW-C Cert									1.13															

Quality Control

Analyte Symbol	Ca	Fe	K	Mg	P	S	Si	Ti	Li	Ag	Al	As	Ba	Be	Bi	Ca	Cd	Co	Cr	Cu	Fe	Ga	Hg	K
Unit Symbol	%	%	%	%	%	%	%	%	%	ppm	%	ppm	ppm	ppm	ppm	%	ppm	ppm	ppm	ppm	%	ppm	ppm	%
Detection Limit	0.01	0.05	0.1	0.01	0.005	0.01	0.01	0.01	0.01	0.3	0.01	3	7	1	2	0.01	0.3	1	1	1	0.01	1	1	0.01
Analysis Method	FUS-Na2O2	FUS-Na2O2	FUS-Na2O2	FUS-Na2O2	FUS-Na2O2	FUS-ICP	FUS-Na2O2	FUS-Na2O2	FUS-Na2O2	TD-ICP	TD-ICP	TD-ICP	TD-ICP	TD-ICP	TD-ICP	TD-ICP	TD-ICP	TD-ICP	TD-ICP	TD-ICP	TD-ICP	TD-ICP	TD-ICP	TD-ICP
ZW-C Meas									1.02															
ZW-C Cert									1.13															
ZW-C Meas									1.06															
ZW-C Cert									1.13															
ZW-C Meas									1.16															
ZW-C Cert									1.13															
ZW-C Meas									1.15															
ZW-C Cert									1.13															
NCS DC70014 Meas																								
NCS DC70014 Cert																								
MP-1b Meas	2.65	8.03		0.02		13.4	17.1																	
MP-1b Cert	2.47	8.19		0.024		13.79	16.79																	
MP-1b Meas	2.60	7.96		0.02		13.1	16.4																	
MP-1b Cert	2.47	8.19		0.024		13.79	16.79																	
MP-1b Meas	2.55	8.00		< 0.01			16.8																	
MP-1b Cert	2.47	8.19		0.024			16.79																	
MP-1b Meas	2.59	7.83		< 0.01			15.7																	
MP-1b Cert	2.47	8.19		0.024			16.79																	
MP-1b Meas	2.35	8.35		0.02			16.9																	
MP-1b Cert	2.47	8.19		0.024			16.79																	
MP-1b Meas	2.42	8.32		< 0.01			16.4																	
MP-1b Cert	2.47	8.19		0.024			16.79																	
MP-1b Meas	2.46	8.35					16.6																	
MP-1b Cert	2.47	8.19					16.79																	
MP-1b Meas	2.45	8.31					17.0																	
MP-1b Cert	2.47	8.19					16.79																	
MP-1b Meas	2.34	8.24					16.8																	
MP-1b Cert	2.47	8.19					16.79																	
MP-1b Meas	2.38	8.07					17.1																	
MP-1b Cert	2.47	8.19					16.79																	
MP-1b Meas	2.46	8.23					16.6																	
MP-1b Cert	2.47	8.19					16.79																	
MP-1b Meas	2.48	8.08					16.3																	
MP-1b Cert	2.47	8.19					16.79																	
MP-1b Meas	2.35	7.95																						
MP-1b Cert	2.47	8.19																						
DNC-1a Meas													97					56	154	101				
DNC-1a Cert													118					57.0	270	100				
DNC-1a Meas													108					56	181	98				
DNC-1a Cert													118					57.0	270	100				
DNC-1a Meas													109					58	130	97				
DNC-1a Cert													118					57.0	270	100				
DNC-1a Meas													119					57	180	107				
DNC-1a Cert													118					57.0	270	100				
DNC-1a Meas													109					53	131	96				
DNC-1a Cert													118					57.0	270	100				
DNC-1a Meas													103					57	139	102				
DNC-1a Cert													118					57.0	270	100				
DNC-1a Meas													108					59	139	101				
DNC-1a Cert													118					57.0	270	100				
NCS DC86303 Meas																								
NCS DC86303 Cert																								
NCS DC86303 Meas									2130															
NCS DC86303 Cert									0.21															
NCS DC86303 Meas									< 0.01															
NCS DC86303 Cert									0.21															
NCS DC86303 Meas									0.21															

Quality Control

Analyte Symbol	Ca	Fe	K	Mg	P	S	Si	Ti	Li	Ag	Al	As	Ba	Be	Bi	Ca	Cd	Co	Cr	Cu	Fe	Ga	Hg	K
Unit Symbol	%	%	%	%	%	%	%	%	%	ppm	%	ppm	ppm	ppm	ppm	%	ppm	ppm	ppm	ppm	%	ppm	ppm	%
Detection Limit	0.01	0.05	0.1	0.01	0.005	0.01	0.01	0.01	0.01	0.3	0.01	3	7	1	2	0.01	0.3	1	1	1	0.01	1	1	0.01
Analysis Method	FUS-Na2O2	FUS-Na2O2	FUS-Na2O2	FUS-Na2O2	FUS-Na2O2	FUS-ICP	FUS-Na2O2	FUS-Na2O2	FUS-Na2O2	TD-ICP	TD-ICP	TD-ICP	TD-ICP	TD-ICP	TD-ICP	TD-ICP	TD-ICP	TD-ICP	TD-ICP	TD-ICP	TD-ICP	TD-ICP	TD-ICP	TD-ICP
NCS DC86303 Cert									0.21															
NCS DC86303 Meas									0.22															
NCS DC86303 Cert									0.21															
NCS DC86303 Meas									0.21															
NCS DC86303 Cert									0.21															
NCS DC86303 Meas									0.22															
NCS DC86303 Cert									0.21															
NCS DC86304 Meas																								
NCS DC86304 Cert																								
NCS DC86304 Meas									0.95															
NCS DC86304 Cert									1.06															
NCS DC86304 Meas									1.04															
NCS DC86304 Cert									1.06															
NCS DC86304 Meas									1.08															
NCS DC86304 Cert									1.06															
NCS DC86304 Meas									1.08															
NCS DC86304 Cert									1.06															
NCS DC86304 Meas									1.11															
NCS DC86304 Cert									1.06															
NCS DC86314 Meas																								
NCS DC86314 Cert																								
NCS DC86314 Meas									1.64															
NCS DC86314 Cert									1.81															
NCS DC86314 Meas									1.77															
NCS DC86314 Cert									1.81															
NCS DC86314 Meas									1.82															
NCS DC86314 Cert									1.81															
NCS DC86314 Meas									1.81															
NCS DC86314 Cert									1.81															
NCS DC86314 Meas									1.85															
NCS DC86314 Cert									1.81															
DMMAS 111 Meas												1500	400					42	39		3.17			
DMMAS 111 Cert												1450	1140					34	52		2.79			
DMMAS 111 Meas												1470	964					40	56		3.02			
DMMAS 111 Cert												1450	1140					34	52		2.79			
DMMAS 111 Meas												1470	355					41	45		3.12			
DMMAS 111 Cert												1450	1140					34	52		2.79			
DMMAS 111 Meas												1460	226					39	45		3.08			
DMMAS 111 Cert												1450	1140					34	52		2.79			
DMMAS 111 Meas												1450	227					37	38		3.04			
DMMAS 111 Cert												1450	1140					34	52		2.79			
DMMAS 111 Meas												1500	306					40	39		2.97			
DMMAS 111 Cert												1450	1140					34	52		2.79			
DMMAS 111 Meas												1410	266					38	95		2.92			
DMMAS 111 Cert												1450	1140					34	52		2.79			
1033006 Orig	1.27	2.01	1.3	0.38	0.558		34.4	0.17	0.90															
1033006 Dup	1.19	2.00	1.3	0.37	0.528		35.1	0.16	0.89															
1033013 Orig										0.4	2.62	7	84	7	< 2	4.83	1.3	29	20	261	15.7	17	< 1	0.22
1033013 Dup										0.4	2.63	4	87	7	< 2	4.83	1.2	31	182	271	15.9	17	< 1	0.23
1033027 Orig										< 0.3	3.51	< 3	81	2	3	4.94	1.1	31	63	22	10.9	25	< 1	0.64
1033027 Dup										< 0.3	3.51	3	81	2	< 2	4.94	1.2	32	9	22	10.9	26	< 1	0.64
1033030 Orig										< 0.3	3.30	6	181	11	< 2	4.69	1.2	32	69	46	11.2	25	< 1	0.77
1033030 Split										< 0.3	3.82	< 3	197	12	< 2	5.10	1.1	36	46	49	12.2	27	1	0.87
1033048 Orig										< 0.3	4.13	4	36	126	3	0.25	< 0.3	< 1	6	7	0.37	73	< 1	1.46
1033048 Dup										< 0.3	3.47	< 3	32	124	3	0.23	< 0.3	< 1	265	5	0.35	71	< 1	1.37
1033050 Orig										< 0.3	4.15	5	12	222	4	0.13	< 0.3	< 1	9	3	0.22	71	< 1	1.70
1033050 Split										< 0.3	4.68	< 3	15	216	4	0.14	< 0.3	< 1	53	4	0.22	80	< 1	1.74

Quality Control

Analyte Symbol	Ca	Fe	K	Mg	P	S	Si	Ti	Li	Ag	Al	As	Ba	Be	Bi	Ca	Cd	Co	Cr	Cu	Fe	Ga	Hg	K
Unit Symbol	%	%	%	%	%	%	%	%	%	ppm	%	ppm	ppm	ppm	ppm	%	ppm	ppm	ppm	ppm	%	ppm	ppm	%
Detection Limit	0.01	0.05	0.1	0.01	0.005	0.01	0.01	0.01	0.01	0.3	0.01	3	7	1	2	0.01	0.3	1	1	1	0.01	1	1	0.01
Analysis Method	FUS-Na2O2	FUS-Na2O2	FUS-Na2O2	FUS-Na2O2	FUS-Na2O2	FUS-ICP	FUS-Na2O2	FUS-Na2O2	FUS-Na2O2	TD-ICP	TD-ICP	TD-ICP	TD-ICP	TD-ICP	TD-ICP	TD-ICP	TD-ICP	TD-ICP	TD-ICP	TD-ICP	TD-ICP	TD-ICP	TD-ICP	TD-ICP
1033061 Orig										< 0.3	4.53	< 3	< 7	278	3	0.09	< 0.3	< 1	7	2	0.28	66	< 1	1.57
1033061 Split										< 0.3	4.63	< 3	11	294	4	0.09	< 0.3	< 1	4	3	0.28	73	< 1	1.80
1033062 Orig										< 0.3	4.32	< 3	< 7	296	5	0.16	< 0.3	< 1	7	1	0.16	59	< 1	0.95
1033062 Dup										< 0.3	4.14	4	< 7	288	6	0.16	< 0.3	< 1	73	1	0.16	60	< 1	0.96
1033070 Orig	4.71	9.10	0.8	2.27	0.216		26.1	1.43	0.15															
1033070 Dup	4.66	8.99	0.8	2.24	0.236		26.0	1.37	0.16															
1033083 Orig										< 0.3	3.33	< 3	70	< 1	2	7.35	0.5	50	288	120	7.82	18	< 1	0.27
1033083 Dup										< 0.3	3.41	< 3	70	< 1	< 2	7.46	0.5	51	328	120	7.95	18	< 1	0.27
1033090 Orig										0.3	3.51	< 3	278	3	< 2	7.44	0.6	49	353	98	7.22	20	< 1	1.01
1033090 Split										< 0.3	3.65	< 3	284	3	3	7.59	0.4	51	407	111	7.44	18	< 1	1.04
1033097 Orig										< 0.3	3.62	7	8	121	3	0.15	< 0.3	< 1	14	3	0.26	64	< 1	1.33
1033097 Dup										< 0.3	2.97	< 3	< 7	113	2	0.13	< 0.3	< 1	12	3	0.24	59	< 1	1.04
1033101 Orig										< 0.3	4.03	< 3	< 7	142	4	0.10	4.8	< 1	4	2	0.29	59	< 1	1.71
1033101 Split										< 0.3	3.93	7	< 7	117	3	0.09	4.4	< 1	11	2	0.31	58	2	1.94
1033116 Orig	7.51	7.12	0.5	6.15	0.220		24.4	0.74	0.07															
1033116 Dup	7.58	7.18	0.5	6.23	0.221		23.8	0.75	0.08															
1033118 Orig										< 0.3	3.61	8	101	111	2	4.79	< 0.3	23	224	17	3.53	30	< 1	0.74
1033118 Dup										< 0.3	3.66	< 3	101	109	< 2	4.77	< 0.3	23	210	17	3.50	30	< 1	0.74
1033121 Orig										< 0.3	3.82	5	92	102	4	1.15	< 0.3	6	40	16	1.06	42	< 1	0.73
1033121 Split										< 0.3	3.97	< 3	97	108	3	1.20	< 0.3	7	59	17	1.12	45	< 1	0.79
1033126 Orig	0.13	0.19	0.2	0.02	0.040		39.8	< 0.01	< 0.01															
1033126 Dup	0.14	0.21	0.2	0.02	0.037		38.7	< 0.01	< 0.01															
1033144 Orig										< 0.3	3.75	< 3	11	52	< 2	0.16	< 0.3	< 1	4	4	0.24	47	< 1	1.11
1033144 Dup										< 0.3	4.02	< 3	11	54	< 2	0.17	< 0.3	< 1	4	4	0.25	49	< 1	1.20
1033146 Orig	0.12	0.31	0.3	0.03	0.098		40.7	< 0.01	0.01															
1033146 Dup	0.14	0.33	0.3	0.03	0.099		40.8	< 0.01	< 0.01															
1033148 Orig	7.02	7.33	0.5	6.12	0.205	0.49	22.9	0.74	0.10															
1033148 Dup	7.00	7.35	0.5	6.12	0.203	0.50	22.7	0.74	0.10															
1033150 Orig	33.4	0.11	< 0.1	1.90	0.007	0.25	4.61	< 0.01	< 0.01															
1033150 Split	32.9	0.12	< 0.1	1.81	0.006	0.26	5.24	< 0.01	< 0.01	< 0.3	0.04	3	17	< 1	< 2	30.1	< 0.3	< 1	95	6	0.12	< 1	< 1	0.01
1033158 Orig	6.28	7.35	0.8	4.42	0.129	0.20	23.7	0.69	0.09	< 0.3	3.83	5	269	5	3	6.30	0.5	43	204	71	7.18	22	< 1	0.86
1033158 Dup	6.25	7.32	0.8	4.45	0.128	0.21	24.0	0.70	0.09	0.4	3.85	5	272	5	4	6.29	< 0.3	44	193	65	7.23	18	< 1	0.87
1033159 Orig	0.34	0.38	2.1	0.05	0.131		36.9	< 0.01	< 0.01															
1033159 Dup	0.36	0.38	2.1	0.05	0.138		35.4	< 0.01	< 0.01															
1033179 Orig										0.4	3.76	< 3	85	< 1	6	5.40	0.7	36	71	79	10.1	22	< 1	0.33
1033179 Dup										0.4	3.81	< 3	86	< 1	4	5.47	0.6	37	74	80	10.3	23	< 1	0.34
1033193 Orig										< 0.3	2.85	12	105	5	< 2	8.08	0.5	44	570	66	6.85	16	3	0.20
1033193 Dup										< 0.3	2.77	< 3	102	5	< 2	7.93	0.5	43	496	65	6.72	18	< 1	0.20
1033209 Orig	33.0	0.10	0.2	1.78	0.007		5.98	< 0.01	< 0.01															
1033209 Dup	32.9	0.09	0.2	1.77	0.007		5.43	< 0.01	< 0.01															
1033214 Orig										< 0.3	3.48	< 3	69	2	< 2	5.53	0.4	58	388	2	7.47	18	< 1	0.15
1033214 Dup										< 0.3	3.42	< 3	68	2	< 2	5.42	0.4	57	325	3	7.39	15	< 1	0.15
1033228 Orig										< 0.3	4.51	4	11	123	< 2	0.17	< 0.3	< 1	7	2	0.26	67	< 1	0.49
1033228 Dup										< 0.3	4.66	< 3	11	120	< 2	0.18	< 0.3	< 1	10	3	0.26	66	< 1	0.50
1033231 Orig	0.26	0.23	2.4	0.07	0.152		36.2	0.01	0.02															
1033231 Dup	0.20	0.16	2.4	0.03	0.139		36.4	< 0.01	0.02															
1033241 Orig	0.22	0.19	2.4	0.01	0.146		35.5	< 0.01	0.02															
1033241 Dup	0.21	0.19	2.4	0.01	0.142		36.3	< 0.01	< 0.01															
1033249 Orig										< 0.3	3.28	< 3	14	365	4	0.18	< 0.3	< 1	5	3	0.15	55	< 1	0.87
1033249 Dup										< 0.3	3.79	< 3	14	374	4	0.22	< 0.3	< 1	5	2	0.15	57	< 1	1.01
1033251 Orig	0.22	0.17	2.2	0.01	0.225		37.6	< 0.01	0.03															
1033251 Dup	0.14	0.17	2.2	< 0.01	0.225		36.5	< 0.01	0.03															
1033274 Orig	0.53	0.52	1.4	0.07	0.242		32.8	0.04	0.32															
1033274 Dup	0.36	0.48	1.3	0.07	0.233		25.2	0.04	0.32															
1033275 Orig										< 0.3	4.00	< 3	414	39	< 2	2.19	0.6	13	27	33	3.96	53	2	1.28
1033275 Dup										< 0.3	4.08	< 3	418	39	< 2	2.21	0.5	13	27	33	4.02	52	< 1	1.09
1033284 Orig	0.26	0.21	1.9	0.01	0.160		23.9	< 0.01	0.58															

Quality Control

Analyte Symbol	Ca	Fe	K	Mg	P	S	Si	Ti	Li	Ag	Al	As	Ba	Be	Bi	Ca	Cd	Co	Cr	Cu	Fe	Ga	Hg	K
Unit Symbol	%	%	%	%	%	%	%	%	%	ppm	%	ppm	ppm	ppm	ppm	%	ppm	ppm	ppm	ppm	%	ppm	ppm	%
Detection Limit	0.01	0.05	0.1	0.01	0.005	0.01	0.01	0.01	0.01	0.3	0.01	3	7	1	2	0.01	0.3	1	1	1	0.01	1	1	0.01
Analysis Method	FUS-Na2O2	FUS-Na2O2	FUS-Na2O2	FUS-Na2O2	FUS-Na2O2	FUS-ICP	FUS-Na2O2	FUS-Na2O2	FUS-Na2O2	TD-ICP	TD-ICP	TD-ICP	TD-ICP	TD-ICP	TD-ICP	TD-ICP	TD-ICP	TD-ICP	TD-ICP	TD-ICP	TD-ICP	TD-ICP	TD-ICP	TD-ICP
1033284 Dup	0.16	0.21	1.9	< 0.01	0.165		30.6	< 0.01	0.57															
1033289 Orig										< 0.3	3.40	< 3	< 7	198	3	0.08	0.5	< 1	7	1	0.20	58	3	1.46
1033289 Dup										< 0.3	4.04	< 3	< 7	209	4	0.09	0.7	< 1	13	1	0.20	59	< 1	1.37
1033294 Orig	4.53	6.50	0.4	0.76	0.196		26.2	0.76	0.05															
1033294 Dup	4.57	6.43	0.4	0.73	0.193		27.3	0.73	0.04															
1033304 Orig	34.9	0.08	< 0.1	1.60	0.012		6.88	< 0.01	0.03															
1033304 Dup	34.8	0.08	< 0.1	1.66	0.006		4.65	0.02	< 0.01															
1033310 Orig										< 0.3	4.06	3	12	69	< 2	0.13	< 0.3	< 1	3	1	0.27	61	< 1	0.75
1033310 Dup										< 0.3	3.92	< 3	12	64	< 2	0.13	< 0.3	< 1	6	1	0.27	60	< 1	0.74
1033323 Orig	0.85	0.88	1.4	0.14	0.184		37.5	0.04	0.01															
1033323 Dup	0.85	0.89	1.4	0.15	0.179		35.4	0.05	0.01															
1033324 Orig										< 0.3	4.16	< 3	67	< 1	4	6.13	0.4	57	89	81	11.7	21	< 1	0.33
1033324 Dup										< 0.3	4.09	< 3	66	< 1	5	6.14	0.7	56	87	82	11.6	22	< 1	0.33
1033337 Orig	3.99	6.92	2.4	3.68	0.284		24.5	0.60	0.27															
1033337 Dup	3.99	6.96	2.4	3.69	0.280		24.5	0.60	0.28															
1033345 Orig										< 0.3	3.97	< 3	10	289	< 2	0.19	< 0.3	< 1	15	4	0.20	66	< 1	1.21
1033345 Dup										< 0.3	3.01	< 3	8	274	< 2	0.14	< 0.3	< 1	3	5	0.18	62	< 1	0.93
1033347 Orig	33.4	0.06	< 0.1	2.57	< 0.005		6.60	< 0.01	< 0.01															
1033347 Dup	34.2	0.06	< 0.1	2.63	0.008		5.18	< 0.01	< 0.01															
1033359 Orig										< 0.3	4.19	< 3	30	137	< 2	0.20	< 0.3	< 1	3	1	0.20	57	2	1.34
1033359 Dup										< 0.3	4.11	7	31	138	< 2	0.20	< 0.3	< 1	3	2	0.20	56	< 1	1.79
1033370 Orig	0.70	1.26	1.3	0.22	0.277		27.2	0.09	0.67															
1033370 Dup	0.68	1.28	1.3	0.23	0.265		31.8	0.09	0.66															
1033380 Orig										< 0.3	4.09	3	52	135	< 2	0.14	0.4	< 1	75	3	0.31	66	< 1	1.51
1033380 Dup										< 0.3	4.08	< 3	52	133	< 2	0.14	0.3	< 1	70	4	0.31	64	< 1	1.46
1033383 Orig	0.30	0.27	1.2	0.01	0.200		27.6	< 0.01	0.57															
1033383 Dup	0.15	0.23	1.2	< 0.01	0.201		32.0	< 0.01	0.57															
1033397 Orig	0.68	0.98	3.3	0.27	0.129		30.3	0.04	0.22															
1033397 Dup	0.52	0.85	3.3	0.22	0.131		28.8	0.03	0.21															
1033401 Orig										< 0.3	3.78	7	81	2	< 2	6.50	1.3	47	66	152	11.0	24	< 1	0.89
1033401 Split										< 0.3	3.74	5	79	2	< 2	6.35	0.8	44	173	144	10.8	24	< 1	0.87
1033407 Orig										< 0.3	3.85	< 3	49	3	2	6.46	1.6	39	67	52	9.96	23	< 1	0.30
1033407 Dup										< 0.3	3.91	< 3	50	3	5	6.49	1.9	42	74	65	9.93	26	< 1	0.30
1033413 Orig	0.17	0.58	3.7	0.03	0.067		32.1	0.01	4120															
1033413 Dup	0.20	0.57	3.7	0.03	0.072		26.7	< 0.01	4080															
1033421 Orig										< 0.3	4.15	< 3	56	2	< 2	5.38	1.0	42	119	127	9.91	25	< 1	0.61
1033421 Split										< 0.3	4.17	5	56	2	< 2	5.32	1.5	42	182	124	9.77	25	< 1	0.61
1033421 Orig										< 0.3	4.11	< 3	55	2	6	5.40	0.8	42	162	125	10.0	24	< 1	0.60
1033421 Dup										< 0.3	4.18	5	56	2	< 2	5.36	1.2	42	76	130	9.81	26	< 1	0.62
Method Blank										< 0.3	< 0.01	< 3	< 7	< 1	< 2	< 0.01	< 0.3	< 1	5	< 1	< 0.01	< 1	< 1	< 0.01
Method Blank										< 0.3	< 0.01	< 3	< 7	< 1	< 2	< 0.01	< 0.3	< 1	8	< 1	< 0.01	< 1	< 1	< 0.01
Method Blank										< 0.3	< 0.01	< 3	< 7	< 1	< 2	< 0.01	< 0.3	< 1	42	< 1	< 0.01	< 1	< 1	< 0.01
Method Blank										< 0.3	< 0.01	< 3	< 7	< 1	< 2	< 0.01	< 0.3	< 1	5	< 1	< 0.01	< 1	< 1	< 0.01
Method Blank										< 0.3	< 0.01	< 3	< 7	< 1	< 2	< 0.01	< 0.3	< 1	9	< 1	< 0.01	< 1	< 1	< 0.01
Method Blank										< 0.3	< 0.01	< 3	< 7	< 1	< 2	< 0.01	< 0.3	< 1	3	< 1	< 0.01	< 1	< 1	< 0.01
Method Blank										< 0.3	< 0.01	< 3	< 7	< 1	< 2	< 0.01	< 0.3	< 1	8	< 1	< 0.01	< 1	< 1	< 0.01
Method Blank										< 0.3	< 0.01	< 3	< 7	< 1	< 2	< 0.01	< 0.3	< 1	3	< 1	< 0.01	< 1	< 1	< 0.01
Method Blank										< 0.3	< 0.01	< 3	< 7	< 1	< 2	< 0.01	< 0.3	< 1	4	< 1	< 0.01	< 1	1	< 0.01
Method Blank										< 0.3	< 0.01	< 3	< 7	< 1	< 2	< 0.01	< 0.3	< 1	7	< 1	< 0.01	< 1	< 1	< 0.01
Method Blank										< 0.3	< 0.01	< 3	< 7	< 1	< 2	< 0.01	< 0.3	< 1	6	< 1	< 0.01	< 1	< 1	< 0.01
Method Blank										< 0.3	< 0.01	< 3	< 7	< 1	< 2	< 0.01	< 0.3	< 1	5	< 1	< 0.01	< 1	< 1	< 0.01
Method Blank										< 0.3	< 0.01	< 3	< 7	< 1	< 2	< 0.01	< 0.3	< 1	19	< 1	< 0.01	< 1	< 1	< 0.01
Method Blank										< 0.3	< 0.01	< 3	< 7	< 1	< 2	< 0.01	< 0.3	< 1	7	< 1	< 0.01	< 1	< 1	< 0.01
Method Blank										< 0.3	< 0.01	< 3	< 7	< 1	< 2	< 0.01	< 0.3	< 1	6	< 1	< 0.01	< 1	< 1	< 0.01
Method Blank										< 0.3	< 0.01	< 3	< 7	< 1	< 2	< 0.01	< 0.3	< 1	10	< 1	< 0.01	< 1	< 1	< 0.01
Method Blank										< 0.3	< 0.01	< 3	< 7	< 1	< 2	< 0.01	< 0.3	< 1	14	< 1	< 0.01	< 1	< 1	< 0.01
Method Blank										< 0.3	< 0.01	< 3	< 7	< 1	< 2	< 0.01	< 0.3	< 1	15	< 1	< 0.01	< 1	< 1	< 0.01

Quality Control

Analyte Symbol	Ca	Fe	K	Mg	P	S	Si	Ti	Li	Ag	Al	As	Ba	Be	Bi	Ca	Cd	Co	Cr	Cu	Fe	Ga	Hg	K
Unit Symbol	%	%	%	%	%	%	%	%	%	ppm	%	ppm	ppm	ppm	ppm	%	ppm	ppm	ppm	ppm	%	ppm	ppm	%
Detection Limit	0.01	0.05	0.1	0.01	0.005	0.01	0.01	0.01	0.01	0.3	0.01	3	7	1	2	0.01	0.3	1	1	1	0.01	1	1	0.01
Analysis Method	FUS-Na2O2	FUS-Na2O2	FUS-Na2O2	FUS-Na2O2	FUS-Na2O2	FUS-ICP	FUS-Na2O2	FUS-Na2O2	FUS-Na2O2	TD-ICP	TD-ICP	TD-ICP	TD-ICP	TD-ICP	TD-ICP	TD-ICP	TD-ICP	TD-ICP	TD-ICP	TD-ICP	TD-ICP	TD-ICP	TD-ICP	TD-ICP
Method Blank										< 0.3	< 0.01	< 3	< 7	< 1	< 2	< 0.01	< 0.3	< 1	12	< 1	< 0.01	< 1	< 1	< 0.01
Method Blank										< 0.3	< 0.01	< 3	< 7	< 1	< 2	< 0.01	< 0.3	< 1	15	< 1	< 0.01	< 1	< 1	< 0.01
Method Blank										< 0.3	< 0.01	< 3	< 7	< 1	< 2	< 0.01	< 0.3	< 1	14	1	< 0.01	< 1	< 1	< 0.01
Method Blank	< 0.01	< 0.05	< 0.1	< 0.01	< 0.005	< 0.01	< 0.01	< 0.01	< 0.01															
Method Blank	< 0.01	< 0.05	< 0.1	< 0.01	< 0.005	< 0.01	0.01	< 0.01	< 0.01															
Method Blank	0.01	< 0.05	< 0.1	< 0.01	< 0.005		< 0.01	< 0.01																
Method Blank									< 0.01															
Method Blank	0.02	< 0.05	< 0.1	< 0.01	< 0.005		0.40	< 0.01																
Method Blank									0.02															
Method Blank	0.02	< 0.05	< 0.1	< 0.01	< 0.005		0.01	< 0.01																
Method Blank									< 0.01															
Method Blank	< 0.01	< 0.05	< 0.1	< 0.01	< 0.005		< 0.01	< 0.01																
Method Blank									< 0.01															
Method Blank	0.03	< 0.05	< 0.1	< 0.01	< 0.005		< 0.01	< 0.01																
Method Blank									< 0.01															
Method Blank	< 0.01	< 0.05	< 0.1	< 0.01	< 0.005		< 0.01	< 0.01																
Method Blank									< 0.01															
Method Blank	< 0.01	< 0.05	< 0.1	< 0.01	< 0.005		< 0.01	< 0.01																
Method Blank									< 0.01															
Method Blank	< 0.01	< 0.05	< 0.1	< 0.01	< 0.005		< 0.01	< 0.01																
Method Blank									< 0.01															
Method Blank	< 0.01	< 0.05	< 0.1	< 0.01	< 0.005		1.33	< 0.01																
Method Blank									< 0.01															
Method Blank	< 0.01	< 0.05	< 0.1	< 0.01	< 0.005		< 0.01	< 0.01																
Method Blank									< 0.01															
Method Blank	< 0.01	< 0.05	< 0.1	< 0.01	< 0.005		< 0.01	< 0.01																
Method Blank									< 0.01															
Method Blank																								

Quality Control

Analyte Symbol	Mg	Li	Mn	Mo	Na	Ni	P	Pb	Sb	S	Sc	Sr	Te	Ti	Tl	U	V	W	Y	Zn	Zr	S
Unit Symbol	%	ppm	ppm	ppm	%	ppm	%	ppm	ppm	%	ppm	ppm	ppm	%	ppm	ppm	ppm	ppm	ppm	ppm	ppm	%
Detection Limit	0.01	1	1	1	0.01	1	0.001	3	5	0.01	4	1	2	0.01	5	10	2	5	1	1	5	0.01
Analysis Method	TD-ICP	TD-ICP	TD-ICP	TD-ICP	TD-ICP	TD-ICP	TD-ICP	TD-ICP	TD-ICP	TD-ICP	TD-ICP	TD-ICP	TD-ICP	TD-ICP	TD-ICP	TD-ICP	TD-ICP	TD-ICP	TD-ICP	TD-ICP	TD-ICP	FUS-Na2O2
GXR-1 Meas	0.21	7	894	15	0.05	47	0.058	724	37	0.23	< 4	290	13		< 5	30	85	160	28	730	25	0.26
GXR-1 Cert	0.217	8.20	852	18.0	0.0520	41.0	0.0650	730	122	0.257	1.58	275	13.0		0.390	34.9	80.0	164	32.0	760	38.0	0.257
GXR-1 Meas	0.23	8	892	15	0.05	49	0.060	731	20	0.25	< 4	287	22		< 5	30	90	154	27	729	26	0.28
GXR-1 Cert	0.217	8.20	852	18.0	0.0520	41.0	0.0650	730	122	0.257	1.58	275	13.0		0.390	34.9	80.0	164	32.0	760	38.0	0.257
GXR-1 Meas	0.22	8	909	15	0.05	44	0.061	734	26	0.25	< 4	299	< 2		< 5	40	93	169	28	744	26	0.26
GXR-1 Cert	0.217	8.20	852	18.0	0.0520	41.0	0.0650	730	122	0.257	1.58	275	13.0		0.390	34.9	80.0	164	32.0	760	38.0	0.257
GXR-1 Meas	0.21	7	853	14	0.05	48	0.059	733	17	0.25	< 4	285	13		< 5	30	89	156	29	749	22	0.28
GXR-1 Cert	0.217	8.20	852	18.0	0.0520	41.0	0.0650	730	122	0.257	1.58	275	13.0		0.390	34.9	80.0	164	32.0	760	38.0	0.257
GXR-1 Meas	0.21	7	900	15	0.05	48	0.060	739	24	0.25	< 4	300	9		< 5	30	89	174	30	743	23	0.28
GXR-1 Cert	0.217	8.20	852	18.0	0.0520	41.0	0.0650	730	122	0.257	1.58	275	13.0		0.390	34.9	80.0	164	32.0	760	38.0	0.257
GXR-1 Meas	0.22	8	925	19	0.05	50	0.061	767	14	0.26	< 4	304	13		< 5	30	97	156	30	753	25	
GXR-1 Cert	0.217	8.20	852	18.0	0.0520	41.0	0.0650	730	122	0.257	1.58	275	13.0		0.390	34.9	80.0	164	32.0	760	38.0	
GXR-1 Meas	0.21	8	930	18	0.05	48	0.061	773	18	0.26	< 4	306	12		< 5	30	97	155	30	738	25	
GXR-1 Cert	0.217	8.20	852	18.0	0.0520	41.0	0.0650	730	122	0.257	1.58	275	13.0		0.390	34.9	80.0	164	32.0	760	38.0	
GXR-1 Meas																						
GXR-1 Cert																						
GXR-4 Meas	1.70	10	162	312	0.51	46	0.132	43	< 5	1.79	9	213	< 2		< 5	< 10	88	35	13	79	39	1.77
GXR-4 Cert	1.66	11.1	155	310	0.564	42.0	0.120	52.0	4.80	1.77	7.70	221	0.970		3.20	6.20	87.0	30.8	14.0	73.0	186	1.77
GXR-4 Meas	1.70	11	153	313	0.53	53	0.133	41	< 5	1.78	9	217	12		< 5	< 10	91	40	13	68	41	1.72
GXR-4 Cert	1.66	11.1	155	310	0.564	42.0	0.120	52.0	4.80	1.77	7.70	221	0.970		3.20	6.20	87.0	30.8	14.0	73.0	186	1.77
GXR-4 Meas	1.71	11	151	316	0.53	49	0.134	41	< 5	1.80	9	217	11		< 5	< 10	92	43	13	69	41	1.74
GXR-4 Cert	1.66	11.1	155	310	0.564	42.0	0.120	52.0	4.80	1.77	7.70	221	0.970		3.20	6.20	87.0	30.8	14.0	73.0	186	1.77
GXR-4 Meas	1.71	11	152	314	0.53	49	0.130	45	5	1.78	8	219	< 2		< 5	< 10	87	39	14	70	44	1.80
GXR-4 Cert	1.66	11.1	155	310	0.564	42.0	0.120	52.0	4.80	1.77	7.70	221	0.970		3.20	6.20	87.0	30.8	14.0	73.0	186	1.77
GXR-4 Meas	1.66	11	160	307	0.51	46	0.126	47	< 5	1.71	8	210	< 2		< 5	< 10	84	38	14	66	46	1.79
GXR-4 Cert	1.66	11.1	155	310	0.564	42.0	0.120	52.0	4.80	1.77	7.70	221	0.970		3.20	6.20	87.0	30.8	14.0	73.0	186	1.77
GXR-4 Meas	1.69	11	151	309	0.53	42	0.128	45	< 5	1.79	8	203	< 2		< 5	< 10	95	39	15	69	43	
GXR-4 Cert	1.66	11.1	155	310	0.564	42.0	0.120	52.0	4.80	1.77	7.70	221	0.970		3.20	6.20	87.0	30.8	14.0	73.0	186	
GXR-4 Meas	1.56	11	164	291	0.48	40	0.118	39	< 5	1.65	7	201	< 2		< 5	< 10	89	37	13	66	43	
GXR-4 Cert	1.66	11.1	155	310	0.564	42.0	0.120	52.0	4.80	1.77	7.70	221	0.970		3.20	6.20	87.0	30.8	14.0	73.0	186	
SDC-1 Meas	0.99	34	849	1	1.50	40	0.053	24	< 5	0.06	17	168		0.08	< 5	< 10	31	< 5	32	99	27	
SDC-1 Cert	1.02	34.00	880.00	0.250	1.52	38.0	0.0690	25.00	0.54	0.0650	17.00	180.00		0.606	0.70	3.10	102.00	0.800	40.0	103.00	290.00	
SDC-1 Meas	0.97	33	870	< 1	1.45	35	0.055	18	< 5	0.05	16	165		0.31	< 5	< 10	71	< 5	31	93	47	
SDC-1 Cert	1.02	34.00	880.00	0.250	1.52	38.0	0.0690	25.00	0.54	0.0650	17.00	180.00		0.606	0.70	3.10	102.00	0.800	40.0	103.00	290.00	
SDC-1 Meas	1.00	35	860	2	1.46	38	0.055	20	< 5	0.06	17	173		0.18	< 5	< 10	53	< 5	33	97	40	
SDC-1 Cert	1.02	34.00	880.00	0.250	1.52	38.0	0.0690	25.00	0.54	0.0650	17.00	180.00		0.606	0.70	3.10	102.00	0.800	40.0	103.00	290.00	
SDC-1 Meas	0.99	35	869	1	1.45	40	0.056	17	< 5	0.06	15	161		0.30	< 5	< 10	68	< 5	32	95	47	
SDC-1 Cert	1.02	34.00	880.00	0.250	1.52	38.0	0.0690	25.00	0.54	0.0650	17.00	180.00		0.606	0.70	3.10	102.00	0.800	40.0	103.00	290.00	
SDC-1 Meas	1.00	35	821	1	1.49	38	0.053	20	< 5	0.06	16	173		0.07	< 5	< 10	31	< 5	34	98	25	
SDC-1 Cert	1.02	34.00	880.00	0.250	1.52	38.0	0.0690	25.00	0.54	0.0650	17.00	180.00		0.606	0.70	3.10	102.00	0.800	40.0	103.00	290.00	
SDC-1 Meas	0.95	33	817	< 1	1.51	38	0.051	22	< 5	0.06	16	175		0.13	< 5	< 10	36	< 5	33	94	19	
SDC-1 Cert	1.02	34.00	880.00	0.250	1.52	38.0	0.0690	25.00	0.54	0.0650	17.00	180.00		0.606	0.70	3.10	102.00	0.800	40.0	103.00	290.00	
SDC-1 Meas	1.03	36	935	< 1	1.63	40	0.057	25	< 5	0.07	17	185		0.19	< 5	< 10	49	< 5	36	101	30	
SDC-1 Cert	1.02	34.00	880.00	0.250	1.52	38.0	0.0690	25.00	0.54	0.0650	17.00	180.00		0.606	0.70	3.10	102.00	0.800	40.0	103.00	290.00	
SCO-1 Meas	1.60	44	398	2	0.68	31	0.083	23	< 5	0.07	13	161		0.37			136	< 5	19	100	110	
SCO-1 Cert	1.64	45	410	1.4	0.670	27	0.0900	31.0	2.50	0.0630	11.0	170		0.380			130	1.4	26	100	160	
SCO-1 Meas	1.60	44	397	< 1	0.69	33	0.084	27	< 5	0.07	13	163		0.30			129	< 5	19	95	95	
SCO-1 Cert	1.64	45	410	1.4	0.670	27	0.0900	31.0	2.50	0.0630	11.0	170		0.380			130	1.4	26	100	160	
SCO-1 Meas	1.57	43	391	1	0.70	31	0.085	22	21	0.07	13	163		0.36			138	< 5	19	93	109	
SCO-1 Cert	1.64	45	410	1.4	0.670	27	0.0900	31.0	2.50	0.0630	11.0	170		0.380			130	1.4	26	100	160	
SCO-1 Meas	1.59	44	386	< 1	0.69	32	0.081	24	< 5	0.07	12	165		0.32			124	< 5	20	93	81	
SCO-1 Cert	1.64	45	410	1.4	0.670	27	0.0900	31.0	2.50	0.0630	11.0	170		0.380			130	1.4	26	100	160	
SCO-1 Meas	1.64	46	394	< 1	0.72	34	0.084	25	< 5	0.07	13	169		0.30			126	< 5	21	98	95	
SCO-1 Cert	1.64	45	410	1.4	0.670	27	0.0900	31.0	2.50	0.0630	11.0	170		0.380			130	1.4	26	100	160	
SCO-1 Meas	1.61	45	389	< 1	0.72	33	0.074	30	< 5	0.07	13	167		0.19			114	< 5	21	98	35	
SCO-1 Cert	1.64	45	410	1.4	0.670	27	0.0900	31.0	2.50	0.0630	11.0	170		0.380			130	1.4	26	100	160	
SCO-1 Meas	1.64	46	438	2	0.73	33	0.086	29	< 5	0.07	13	172		0.39			149	< 5	21	103	111	

Quality Control

Analyte Symbol	Mg	Li	Mn	Mo	Na	Ni	P	Pb	Sb	S	Sc	Sr	Te	Ti	Tl	U	V	W	Y	Zn	Zr	S
Unit Symbol	%	ppm	ppm	ppm	%	ppm	%	ppm	ppm	%	ppm	ppm	ppm	%	ppm	ppm	ppm	ppm	ppm	ppm	ppm	%
Detection Limit	0.01	1	1	1	0.01	1	0.001	3	5	0.01	4	1	2	0.01	5	10	2	5	1	1	5	0.01
Analysis Method	TD-ICP	TD-ICP	TD-ICP	TD-ICP	TD-ICP	TD-ICP	TD-ICP	TD-ICP	TD-ICP	TD-ICP	TD-ICP	TD-ICP	TD-ICP	TD-ICP	TD-ICP	TD-ICP	TD-ICP	TD-ICP	TD-ICP	TD-ICP	TD-ICP	FUS-Na2O2
SCO-1 Cert	1.64	45	410	1.4	0.670	27	0.0900	31.0	2.50	0.0630	11.0	170		0.380			130	1.4	26	100	160	
GXR-6 Meas	0.60	35	1070	1	0.10	29	0.035	89	< 5	0.02	30	41	< 2		< 5	< 10	164	< 5	12	125	87	
GXR-6 Cert	0.609	32.0	1010	2.40	0.104	27.0	0.0350	101	3.60	0.0160	27.6	35.0	0.0180		2.20	1.54	186	1.90	14.0	118	110	
GXR-6 Meas	0.61	35	1040	< 1	0.10	30	0.032	90	< 5	0.01	30	40	< 2		< 5	< 10	99	6	13	123	58	
GXR-6 Cert	0.609	32.0	1010	2.40	0.104	27.0	0.0350	101	3.60	0.0160	27.6	35.0	0.0180		2.20	1.54	186	1.90	14.0	118	110	
GXR-6 Meas	0.62	35	1070	2	0.11	28	0.036	88	< 5	0.01	30	43	7		< 5	< 10	149	7	13	127	78	
GXR-6 Cert	0.609	32.0	1010	2.40	0.104	27.0	0.0350	101	3.60	0.0160	27.6	35.0	0.0180		2.20	1.54	186	1.90	14.0	118	110	
GXR-6 Meas	0.61	33	1050	1	0.10	31	0.034	92	< 5	0.01	29	40	9		< 5	< 10	101	< 5	14	131	57	
GXR-6 Cert	0.609	32.0	1010	2.40	0.104	27.0	0.0350	101	3.60	0.0160	27.6	35.0	0.0180		2.20	1.54	186	1.90	14.0	118	110	
GXR-6 Meas	0.62	34	1080	2	0.10	31	0.037	93	< 5	0.01	30	42	6		< 5	< 10	163	< 5	14	129	83	
GXR-6 Cert	0.609	32.0	1010	2.40	0.104	27.0	0.0350	101	3.60	0.0160	27.6	35.0	0.0180		2.20	1.54	186	1.90	14.0	118	110	
GXR-6 Meas	0.59	34	1160	2	0.10	30	0.035	93	< 5	0.01	28	39	< 2		< 5	< 10	225	< 5	14	132	106	
GXR-6 Cert	0.609	32.0	1010	2.40	0.104	27.0	0.0350	101	3.60	0.0160	27.6	35.0	0.0180		2.20	1.54	186	1.90	14.0	118	110	
GXR-6 Meas	0.63	34	1110	< 1	0.10	31	0.035	97	< 5	0.01	29	39	< 2		< 5	< 10	156	< 5	14	133	74	
GXR-6 Cert	0.609	32.0	1010	2.40	0.104	27.0	0.0350	101	3.60	0.0160	27.6	35.0	0.0180		2.20	1.54	186	1.90	14.0	118	110	
OREAS 13P Meas						2270																
OREAS 13P Cert						2260																
OREAS 13P Meas						2270																
OREAS 13P Cert						2260																
OREAS 13P Meas						2190																
OREAS 13P Cert						2260																
OREAS 13P Meas						2250																
OREAS 13P Cert						2260																
OREAS 13P Meas						2240																
OREAS 13P Cert						2260																
OREAS 13P Meas						2270																
OREAS 13P Cert						2260																
NIST 696 Meas																						
NIST 696 Cert																						
NIST 696 Meas																						
NIST 696 Cert																						
NIST 696 Meas																						
NIST 696 Cert																						
NIST 696 Meas																						
NIST 696 Cert																						
NIST 696 Meas																						
NIST 696 Cert																						
NIST 696 Meas																						
NIST 696 Cert																						
NIST 696 Meas																						
NIST 696 Cert																						
NIST 696 Meas																						
NIST 696 Cert																						
NIST 696 Meas																						
NIST 696 Cert																						
Oreas 72a (4 Acid Digest) Meas						6940				1.67												
Oreas 72a (4 Acid Digest) Cert						6930.000				1.74												
ZW-C Meas																						0.03
ZW-C Cert																						0
ZW-C Meas																						
ZW-C Cert																						

Quality Control

Analyte Symbol	Mg	Li	Mn	Mo	Na	Ni	P	Pb	Sb	S	Sc	Sr	Te	Ti	Tl	U	V	W	Y	Zn	Zr	S
Unit Symbol	%	ppm	ppm	ppm	%	ppm	%	ppm	ppm	%	ppm	ppm	ppm	%	ppm	ppm	ppm	ppm	ppm	ppm	ppm	%
Detection Limit	0.01	1	1	1	0.01	1	0.001	3	5	0.01	4	1	2	0.01	5	10	2	5	1	1	5	0.01
Analysis Method	TD-ICP	TD-ICP	TD-ICP	TD-ICP	TD-ICP	TD-ICP	TD-ICP	TD-ICP	TD-ICP	TD-ICP	TD-ICP	TD-ICP	TD-ICP	TD-ICP	TD-ICP	TD-ICP	TD-ICP	TD-ICP	TD-ICP	TD-ICP	TD-ICP	FUS-Na2O2
ZW-C Meas																						
ZW-C Cert																						
ZW-C Meas																						
ZW-C Cert																						
ZW-C Meas																						
ZW-C Cert																						
ZW-C Meas																						
ZW-C Cert																						
NCS DC70014 Meas																						
NCS DC70014 Cert																						
MP-1b Meas																						13.3
MP-1b Cert																						13.79
MP-1b Meas																						13.6
MP-1b Cert																						13.79
MP-1b Meas																						13.3
MP-1b Cert																						13.79
MP-1b Meas																						13.3
MP-1b Cert																						13.79
MP-1b Meas																						13.3
MP-1b Cert																						13.79
MP-1b Meas																						13.5
MP-1b Cert																						13.79
MP-1b Meas																						13.7
MP-1b Cert																						13.79
MP-1b Meas																						13.8
MP-1b Cert																						13.79
MP-1b Meas																						13.6
MP-1b Cert																						13.79
MP-1b Meas																						13.5
MP-1b Cert																						13.79
MP-1b Meas																						13.9
MP-1b Cert																						13.79
MP-1b Meas																						
MP-1b Cert																						
MP-1b Meas																						
MP-1b Cert																						
DNC-1a Meas		4				267			< 5		31	128					142		14	55	34	
DNC-1a Cert		5.20				247			0.960		31.0	144					148		18.0	70.0	38.0	
DNC-1a Meas		4				260			< 5		32	130					145		15	52	34	
DNC-1a Cert		5.20				247			0.960		31.0	144					148		18.0	70.0	38.0	
DNC-1a Meas		4				259			< 5		33	133					148		15	54	35	
DNC-1a Cert		5.20				247			0.960		31.0	144					148		18.0	70.0	38.0	
DNC-1a Meas		5				279			9		33	145					155		17	57	36	
DNC-1a Cert		5.20				247			0.960		31.0	144					148		18.0	70.0	38.0	
DNC-1a Meas		5				265			8		30	133					142		16	53	34	
DNC-1a Cert		5.20				247			0.960		31.0	144					148		18.0	70.0	38.0	
DNC-1a Meas		5				267			< 5		32	135					158		16	55	35	
DNC-1a Cert		5.20				247			0.960		31.0	144					148		18.0	70.0	38.0	
DNC-1a Meas		5				280			< 5		33	141					163		17	56	37	
DNC-1a Cert		5.20				247			0.960		31.0	144					148		18.0	70.0	38.0	
NCS DC86303 Meas																						
NCS DC86303 Cert																						
NCS DC86303 Meas																						
NCS DC86303 Cert																						
NCS DC86303 Meas																						
NCS DC86303 Cert																						
NCS DC86303 Meas																						

Quality Control

Analyte Symbol	Mg	Li	Mn	Mo	Na	Ni	P	Pb	Sb	S	Sc	Sr	Te	Ti	Tl	U	V	W	Y	Zn	Zr	S
Unit Symbol	%	ppm	ppm	ppm	%	ppm	%	ppm	ppm	%	ppm	ppm	ppm	%	ppm	ppm	ppm	ppm	ppm	ppm	ppm	%
Detection Limit	0.01	1	1	1	0.01	1	0.001	3	5	0.01	4	1	2	0.01	5	10	2	5	1	1	5	0.01
Analysis Method	TD-ICP	TD-ICP	TD-ICP	TD-ICP	TD-ICP	TD-ICP	TD-ICP	TD-ICP	TD-ICP	TD-ICP	TD-ICP	TD-ICP	TD-ICP	TD-ICP	TD-ICP	TD-ICP	TD-ICP	TD-ICP	TD-ICP	TD-ICP	TD-ICP	FUS-Na2O2
NCS DC86303 Cert																						
NCS DC86303 Meas																						
NCS DC86303 Cert																						
NCS DC86303 Meas																						
NCS DC86303 Cert																						
NCS DC86303 Meas																						
NCS DC86303 Cert																						
NCS DC86304 Meas																						
NCS DC86304 Cert																						
NCS DC86304 Meas																						
NCS DC86304 Cert																						
NCS DC86304 Meas																						
NCS DC86304 Cert																						
NCS DC86304 Meas																						
NCS DC86304 Cert																						
NCS DC86304 Meas																						
NCS DC86304 Cert																						
NCS DC86304 Meas																						
NCS DC86304 Cert																						
NCS DC86314 Meas																						
NCS DC86314 Cert																						
NCS DC86314 Meas																						
NCS DC86314 Cert																						
NCS DC86314 Meas																						
NCS DC86314 Cert																						
NCS DC86314 Meas																						
NCS DC86314 Cert																						
NCS DC86314 Meas																						
NCS DC86314 Cert																						
NCS DC86314 Meas																						
NCS DC86314 Cert																						
DMMAS 111 Meas					2.06						7					20						
DMMAS 111 Cert					1.87						5.80					14.00						
DMMAS 111 Meas					2.00						5					20						
DMMAS 111 Cert					1.87						5.80					14.00						
DMMAS 111 Meas					2.01						7					20						
DMMAS 111 Cert					1.87						5.80					14.00						
DMMAS 111 Meas					2.03						7					20						
DMMAS 111 Cert					1.87						5.80					14.00						
DMMAS 111 Meas					2.03						7					20						
DMMAS 111 Cert					1.87						5.80					14.00						
DMMAS 111 Meas					2.13						7					20						
DMMAS 111 Cert					1.87						5.80					14.00						
DMMAS 111 Meas					2.04						6					10						
DMMAS 111 Cert					1.87						5.80					14.00						
1033006 Orig																						0.04
1033006 Dup																						0.04
1033013 Orig	2.43	249	4140	< 1	0.84	29	0.040	< 3	< 5	1.95	14	76	8	0.35	< 5	< 10	128	9	24	351	120	
1033013 Dup	2.47	253	4250	< 1	0.86	30	0.042	5	< 5	2.01	14	76	< 2	0.39	< 5	< 10	134	17	25	349	126	
1033027 Orig	1.91	671	1760	< 1	1.97	4	0.110	< 3	< 5	0.06	34	121	< 2	0.25	< 5	< 10	51	< 5	57	135	49	
1033027 Dup	1.92	673	1730	< 1	1.99	6	0.109	< 3	< 5	0.06	34	124	< 2	0.30	< 5	< 10	63	< 5	58	136	66	
1033030 Orig	1.89	928	1860	< 1	2.87	6	0.135	< 3	< 5	0.33	33	225	3	0.36	< 5	< 10	139	< 5	48	135	49	
1033030 Split	2.09	1010	1930	< 1	3.21	7	0.137	< 3	< 5	0.35	40	246	10	0.38	< 5	< 10	115	< 5	55	136	33	
1033048 Orig	0.05	93	436	< 1	4.53	1	0.071	< 3	< 5	< 0.01	< 4	28	< 2	0.03	< 5	< 10	10	< 5	< 1	46	18	
1033048 Dup	0.04	90	490	< 1	4.43	2	0.072	< 3	< 5	< 0.01	< 4	23	3	0.03	< 5	< 10	11	< 5	< 1	45	19	
1033050 Orig	0.01	3610	461	< 1	3.77	2	0.080	< 3	< 5	< 0.01	< 4	32	< 2	< 0.01	21	< 10	3	< 5	< 1	86	16	
1033050 Split	0.01	4170	506	< 1	4.18	2	0.089	< 3	7	< 0.01	< 4	37	< 2	< 0.01	12	< 10	4	< 5	< 1	95	23	

Quality Control

Analyte Symbol	Mg	Li	Mn	Mo	Na	Ni	P	Pb	Sb	S	Sc	Sr	Te	Ti	Tl	U	V	W	Y	Zn	Zr	S
Unit Symbol	%	ppm	ppm	ppm	%	ppm	%	ppm	ppm	%	ppm	ppm	ppm	%	ppm	ppm	ppm	ppm	ppm	ppm	ppm	%
Detection Limit	0.01	1	1	1	0.01	1	0.001	3	5	0.01	4	1	2	0.01	5	10	2	5	1	1	5	0.01
Analysis Method	TD-ICP	TD-ICP	TD-ICP	TD-ICP	TD-ICP	TD-ICP	TD-ICP	TD-ICP	TD-ICP	TD-ICP	TD-ICP	TD-ICP	TD-ICP	TD-ICP	TD-ICP	TD-ICP	TD-ICP	TD-ICP	TD-ICP	TD-ICP	TD-ICP	FUS-Na2O2
1033061 Orig	0.01	7390	271	< 1	2.94	2	0.057	< 3	< 5	< 0.01	< 4	25	< 2	< 0.01	6	< 10	< 2	< 5	< 1	66	8	
1033061 Split	0.01	8270	283	1	3.14	2	0.061	< 3	< 5	< 0.01	< 4	23	5	< 0.01	< 5	< 10	< 2	< 5	< 1	71	8	
1033062 Orig	< 0.01	2170	348	< 1	5.69	2	0.218	< 3	< 5	< 0.01	< 4	23	< 2	< 0.01	9	10	< 2	< 5	< 1	29	6	
1033062 Dup	< 0.01	2220	369	< 1	5.77	1	0.213	< 3	< 5	< 0.01	< 4	22	3	< 0.01	< 5	< 10	< 2	< 5	< 1	27	6	
1033070 Orig																						0.06
1033070 Dup																						0.05
1033083 Orig	7.12	547	1350	< 1	1.48	307	0.211	< 3	< 5	0.14	28	399	< 2	0.48	< 5	< 10	150	< 5	19	52	64	
1033083 Dup	7.15	553	1390	< 1	1.49	309	0.225	< 3	< 5	0.14	28	408	< 2	0.68	< 5	< 10	202	< 5	19	57	89	
1033090 Orig	6.05	1650	1640	< 1	1.13	279	0.170	< 3	< 5	0.03	29	449	< 2	0.36	< 5	< 10	133	< 5	18	105	32	
1033090 Split	6.21	1710	1650	< 1	1.16	283	0.176	< 3	< 5	0.03	30	470	< 2	0.43	< 5	< 10	144	< 5	19	107	31	
1033097 Orig	0.02	6130	353	< 1	3.33	3	0.067	< 3	< 5	< 0.01	< 4	25	3	< 0.01	11	< 10	< 2	< 5	< 1	51	< 5	
1033097 Dup	< 0.01	5820	345	< 1	3.33	3	0.058	< 3	< 5	< 0.01	< 4	14	< 2	< 0.01	14	< 10	< 2	< 5	< 1	45	< 5	
1033101 Orig	0.01	8830	340	< 1	1.59	2	0.078	< 3	< 5	0.05	< 4	38	< 2	< 0.01	27	< 10	< 2	< 5	< 1	1250	< 5	
1033101 Split	0.01	8840	374	< 1	1.53	2	0.074	< 3	< 5	0.05	< 4	34	< 2	< 0.01	23	< 10	< 2	12	< 1	1150	< 5	
1033116 Orig																						0.11
1033116 Dup																						0.12
1033118 Orig	3.27	260	953	< 1	3.36	128	0.154	4	< 5	< 0.01	13	217	< 2	0.35	< 5	< 10	99	30	9	114	22	
1033118 Dup	3.28	261	919	< 1	3.35	127	0.148	< 3	< 5	< 0.01	14	216	4	0.21	< 5	< 10	76	9	9	113	12	
1033121 Orig	0.67	287	630	< 1	4.59	41	0.148	< 3	< 5	< 0.01	4	125	< 2	0.09	7	10	27	< 5	3	74	21	
1033121 Split	0.71	309	662	< 1	4.92	42	0.159	6	< 5	< 0.01	5	130	< 2	0.10	< 5	< 10	28	< 5	3	79	25	
1033126 Orig																						0.06
1033126 Dup																						< 0.01
1033144 Orig	0.02	58	167	< 1	4.74	1	0.111	< 3	< 5	< 0.01	< 4	48	< 2	< 0.01	18	< 10	4	< 5	< 1	46	7	
1033144 Dup	0.02	57	162	< 1	4.84	2	0.113	3	< 5	< 0.01	< 4	50	< 2	< 0.01	19	< 10	4	< 5	< 1	48	8	
1033146 Orig																						0.02
1033146 Dup																						0.02
1033148 Orig																						
1033148 Dup																						
1033150 Orig																						
1033150 Split	1.81	4	124	< 1	0.04	3	0.007	< 3	< 5	0.01	< 4	62	< 2	< 0.01	< 5	< 10	5	< 5	2	2	< 5	
1033158 Orig	4.47	889	1230	< 1	1.92	254	0.121	< 3	< 5	0.17	26	351	12	0.58	< 5	< 10	161	< 5	17	98	47	
1033158 Dup	4.50	893	1210	< 1	1.94	249	0.122	5	< 5	0.16	26	359	< 2	0.63	< 5	< 10	169	< 5	17	93	46	
1033159 Orig																						0.01
1033159 Dup																						0.01
1033179 Orig	3.14	443	1480	< 1	2.94	48	0.072	< 3	< 5	0.08	39	175	11	0.82	< 5	< 10	250	< 5	39	87	97	
1033179 Dup	3.15	445	1490	< 1	2.98	47	0.071	< 3	< 5	0.09	39	177	< 2	0.77	< 5	< 10	236	< 5	39	89	95	
1033193 Orig	6.81	240	1300	< 1	1.29	279	0.187	3	< 5	0.08	26	353	6	0.30	< 5	< 10	115	< 5	18	82	28	
1033193 Dup	6.64	235	1270	< 1	1.28	274	0.181	< 3	< 5	0.08	26	349	< 2	0.24	< 5	< 10	108	< 5	17	82	21	
1033209 Orig																						0.29
1033209 Dup																						0.27
1033214 Orig	7.79	512	1100	< 1	1.54	479	0.073	< 3	< 5	< 0.01	25	454	< 2	0.28	< 5	< 10	106	< 5	13	82	60	
1033214 Dup	7.63	504	1100	< 1	1.49	467	0.074	< 3	< 5	< 0.01	24	445	< 2	0.26	< 5	< 10	88	< 5	13	77	52	
1033228 Orig	0.02	4600	351	< 1	5.45	2	0.093	< 3	< 5	< 0.01	< 4	21	< 2	< 0.01	< 5	10	< 2	< 5	< 1	47	30	
1033228 Dup	0.02	4620	353	< 1	5.41	< 1	0.097	< 3	< 5	< 0.01	< 4	23	< 2	< 0.01	6	10	< 2	< 5	< 1	48	28	
1033231 Orig																						0.01
1033231 Dup																						< 0.01
1033241 Orig																						< 0.01
1033241 Dup																						< 0.01
1033249 Orig	0.02	45	192	< 1	5.30	2	0.118	< 3	< 5	< 0.01	< 4	33	< 2	< 0.01	13	< 10	< 2	< 5	< 1	44	17	
1033249 Dup	0.02	45	193	< 1	5.26	1	0.120	< 3	< 5	< 0.01	< 4	36	< 2	< 0.01	11	< 10	< 2	< 5	< 1	44	14	
1033251 Orig																						< 0.01
1033251 Dup																						< 0.01
1033274 Orig																						< 0.01
1033274 Dup																						< 0.01
1033275 Orig	1.11	1540	1090	< 1	2.85	33	0.647	3	< 5	0.06	12	249	< 2	0.11	34	< 10	52	< 5	14	303	22	
1033275 Dup	1.12	1530	1150	< 1	2.87	35	0.667	8	< 5	0.07	12	250	< 2	0.13	27	< 10	52	6	14	318	25	
1033284 Orig																						0.02

Quality Control

Analyte Symbol	Mg	Li	Mn	Mo	Na	Ni	P	Pb	Sb	S	Sc	Sr	Te	Ti	Tl	U	V	W	Y	Zn	Zr	S
Unit Symbol	%	ppm	ppm	ppm	%	ppm	%	ppm	ppm	%	ppm	ppm	ppm	%	ppm	ppm	ppm	ppm	ppm	ppm	ppm	%
Detection Limit	0.01	1	1	1	0.01	1	0.001	3	5	0.01	4	1	2	0.01	5	10	2	5	1	1	5	0.01
Analysis Method	TD-ICP	TD-ICP	TD-ICP	TD-ICP	TD-ICP	TD-ICP	TD-ICP	TD-ICP	TD-ICP	TD-ICP	TD-ICP	TD-ICP	TD-ICP	TD-ICP	TD-ICP	TD-ICP	TD-ICP	TD-ICP	TD-ICP	TD-ICP	TD-ICP	FUS-Na2O2
1033284 Dup																						0.03
1033289 Orig	< 0.01	7800	476	< 1	1.34	3	0.121	< 3	< 5	< 0.01	< 4	55	< 2	< 0.01	40	< 10	< 2	< 5	< 1	190	11	
1033289 Dup	< 0.01	7840	478	< 1	1.27	1	0.130	< 3	< 5	< 0.01	< 4	68	< 2	< 0.01	42	< 10	< 2	< 5	< 1	196	7	
1033294 Orig																						0.15
1033294 Dup																						0.14
1033304 Orig																						0.30
1033304 Dup																						0.29
1033310 Orig	< 0.01	5770	1200	1	4.26	< 1	0.098	< 3	< 5	< 0.01	< 4	15	< 2	< 0.01	< 5	< 10	< 2	< 5	< 1	50	20	
1033310 Dup	< 0.01	5660	1230	< 1	4.21	3	0.096	< 3	< 5	< 0.01	< 4	14	< 2	< 0.01	< 5	< 10	< 2	< 5	< 1	50	12	
1033323 Orig																						0.02
1033323 Dup																						0.02
1033324 Orig	3.74	1090	1710	< 1	1.57	101	0.045	< 3	< 5	0.07	28	137	20	0.64	< 5	< 10	233	< 5	23	108	38	
1033324 Dup	3.71	1100	1700	< 1	1.59	103	0.047	< 3	< 5	0.06	28	136	< 2	0.68	< 5	< 10	237	< 5	23	111	39	
1033337 Orig																						0.03
1033337 Dup																						0.03
1033345 Orig	0.02	123	341	< 1	5.14	2	0.108	< 3	< 5	< 0.01	< 4	39	< 2	< 0.01	10	< 10	3	< 5	< 1	70	21	
1033345 Dup	0.02	116	343	< 1	4.90	2	0.106	< 3	15	< 0.01	< 4	34	2	< 0.01	13	< 10	3	< 5	< 1	67	25	
1033347 Orig																						0.32
1033347 Dup																						0.33
1033359 Orig	0.02	386	224	< 1	4.33	3	0.134	< 3	< 5	< 0.01	< 4	66	< 2	< 0.01	36	10	< 2	< 5	< 1	43	13	
1033359 Dup	0.02	377	223	< 1	4.30	< 1	0.136	5	< 5	< 0.01	< 4	69	< 2	< 0.01	30	10	< 2	< 5	< 1	47	12	
1033370 Orig																						0.04
1033370 Dup																						0.04
1033380 Orig	0.02	7080	363	7	2.94	10	0.070	< 3	< 5	< 0.01	< 4	42	< 2	< 0.01	10	< 10	2	< 5	< 1	187	7	
1033380 Dup	0.02	7040	360	7	2.94	9	0.069	< 3	< 5	< 0.01	< 4	40	9	< 0.01	12	< 10	2	5	< 1	188	7	
1033383 Orig																						< 0.01
1033383 Dup																						0.03
1033397 Orig																						0.03
1033397 Dup																						0.02
1033401 Orig	2.82	913	1660	< 1	2.11	44	0.046	< 3	< 5	0.35	38	174	< 2	0.25	< 5	< 10	166	< 5	30	98	12	
1033401 Split	2.74	904	1630	< 1	2.15	43	0.045	< 3	< 5	0.32	38	170	< 2	0.22	< 5	< 10	165	< 5	30	99	15	
1033407 Orig	2.91	2600	1640	< 1	1.97	49	0.043	< 3	< 5	0.05	38	131	10	0.58	< 5	< 10	218	< 5	32	75	58	
1033407 Dup	2.91	2600	1600	< 1	1.97	50	0.043	< 3	< 5	0.05	40	131	< 2	0.28	< 5	< 10	143	< 5	32	77	36	
1033413 Orig																						0.02
1033413 Dup																						0.02
1033421 Orig	2.56	1680	1340	< 1	2.11	63	0.088	< 3	< 5	0.26	42	166	< 2	0.17	< 5	< 10	127	< 5	35	113	20	
1033421 Split	2.54	1670	1320	< 1	2.10	62	0.084	< 3	< 5	0.27	42	165	< 2	0.32	< 5	< 10	159	< 5	35	111	35	
1033421 Orig	2.58	1670	1350	< 1	2.12	62	0.090	< 3	< 5	0.26	43	165	3	0.14	< 5	< 10	116	< 5	35	111	16	
1033421 Dup	2.54	1690	1330	< 1	2.10	64	0.085	< 3	< 5	0.26	42	167	< 2	0.20	< 5	< 10	137	< 5	35	114	23	
Method Blank	< 0.01	< 1	8	< 1	< 0.01	< 1	< 0.001	< 3	< 5	< 0.01	< 4	< 1	< 2	< 0.01	< 5	< 10	< 2	< 5	< 1	< 1	< 5	
Method Blank	< 0.01	< 1	36	< 1	< 0.01	< 1	< 0.001	< 3	< 5	< 0.01	< 4	< 1	< 2	< 0.01	< 5	< 10	< 2	< 5	< 1	< 1	< 5	
Method Blank	< 0.01	< 1	17	< 1	< 0.01	< 1	< 0.001	< 3	< 5	< 0.01	< 4	< 1	< 2	< 0.01	< 5	< 10	< 2	< 5	< 1	< 1	< 5	
Method Blank	< 0.01	< 1	14	< 1	< 0.01	< 1	< 0.001	< 3	< 5	< 0.01	< 4	< 1	< 2	< 0.01	< 5	< 10	< 2	< 5	< 1	< 1	< 5	
Method Blank	< 0.01	< 1	10	< 1	< 0.01	< 1	< 0.001	< 3	< 5	< 0.01	< 4	< 1	< 2	< 0.01	< 5	< 10	< 2	< 5	< 1	< 1	< 5	
Method Blank	< 0.01	< 1	44	< 1	< 0.01	1	< 0.001	< 3	< 5	< 0.01	< 4	< 1	< 2	< 0.01	< 5	< 10	< 2	< 5	< 1	< 1	< 5	
Method Blank	< 0.01	< 1	67	< 1	< 0.01	< 1	< 0.001	< 3	< 5	< 0.01	< 4	< 1	< 2	< 0.01	< 5	< 10	< 2	< 5	< 1	< 1	< 5	
Method Blank	< 0.01	< 1	28	< 1	< 0.01	< 1	< 0.001	< 3	< 5	< 0.01	< 4	< 1	< 2	< 0.01	< 5	< 10	< 2	< 5	< 1	< 1	< 5	
Method Blank	< 0.01	< 1	52	< 1	< 0.01	< 1	< 0.001	< 3	< 5	< 0.01	< 4	< 1	< 2	< 0.01	< 5	< 10	< 2	< 5	< 1	< 1	< 5	
Method Blank	< 0.01	< 1	18	< 1	< 0.01	< 1	< 0.001	< 3	< 5	< 0.01	< 4	< 1	< 2	< 0.01	< 5	< 10	< 2	< 5	< 1	< 1	< 5	
Method Blank	< 0.01	< 1	24	< 1	< 0.01	< 1	< 0.001	< 3	< 5	< 0.01	< 4	< 1	< 2	< 0.01	< 5	< 10	< 2	< 5	< 1	2	< 5	
Method Blank	< 0.01	< 1	5	< 1	< 0.01	< 1	< 0.001	< 3	< 5	< 0.01	< 4	< 1	< 2	< 0.01	< 5	< 10	< 2	< 5	< 1	< 1	< 5	
Method Blank	< 0.01	< 1	28	< 1	< 0.01	< 1	< 0.001	< 3	< 5	< 0.01	< 4	< 1	< 2	< 0.01	< 5	< 10	< 2	< 5	< 1	< 1	< 5	
Method Blank	< 0.01	< 1	21	< 1	< 0.01	< 1	< 0.001	< 3	< 5	< 0.01	< 4	< 1	< 2	< 0.01	< 5	< 10	< 2	< 5	< 1	< 1	< 5	
Method Blank	< 0.01	< 1	31	< 1	< 0.01	< 1	< 0.001	< 3	< 5	< 0.01	< 4	< 1	< 2	< 0.01	< 5	< 10	< 2	< 5	< 1	< 1	< 5	
Method Blank	< 0.01	< 1	23	< 1	< 0.01	< 1	< 0.001	< 3	< 5	< 0.01	< 4	< 1	< 2	< 0.01	< 5	< 10	< 2	< 5	< 1	< 1	< 5	
Method Blank	< 0.01	< 1	19	< 1	< 0.01	< 1	< 0.001	< 3	< 5	< 0.01	< 4	< 1	< 2	< 0.01	< 5	< 10	< 2	< 5	< 1	< 1	< 5	
Method Blank	< 0.01	< 1	51	< 1	< 0.01	< 1	< 0.001	< 3	< 5	< 0.01	< 4	< 1	< 2	< 0.01	< 5	< 10	< 2	< 5	< 1	< 1	< 5	

Quality Control

Analyte Symbol	Mg	Li	Mn	Mo	Na	Ni	P	Pb	Sb	S	Sc	Sr	Te	Ti	Tl	U	V	W	Y	Zn	Zr	S
Unit Symbol	%	ppm	ppm	ppm	%	ppm	%	ppm	ppm	%	ppm	ppm	ppm	%	ppm	ppm	ppm	ppm	ppm	ppm	ppm	%
Detection Limit	0.01	1	1	1	0.01	1	0.001	3	5	0.01	4	1	2	0.01	5	10	2	5	1	1	5	0.01
Analysis Method	TD-ICP	TD-ICP	TD-ICP	TD-ICP	TD-ICP	TD-ICP	TD-ICP	TD-ICP	TD-ICP	TD-ICP	TD-ICP	TD-ICP	TD-ICP	TD-ICP	TD-ICP	TD-ICP	TD-ICP	TD-ICP	TD-ICP	TD-ICP	TD-ICP	FUS-Na2O2
Method Blank	< 0.01	< 1	24	< 1	< 0.01	< 1	< 0.001	< 3	< 5	< 0.01	< 4	< 1	< 2	< 0.01	< 5	< 10	< 2	< 5	< 1	< 1	< 5	
Method Blank	< 0.01	< 1	34	< 1	< 0.01	< 1	< 0.001	< 3	< 5	< 0.01	< 4	< 1	3	< 0.01	< 5	< 10	< 2	< 5	< 1	< 1	< 5	
Method Blank	< 0.01	< 1	17	< 1	< 0.01	< 1	< 0.001	< 3	< 5	< 0.01	< 4	< 1	< 2	< 0.01	< 5	< 10	< 2	< 5	< 1	< 1	< 5	
Method Blank																						
Method Blank																						
Method Blank																						< 0.01
Method Blank																						
Method Blank																						< 0.01
Method Blank																						
Method Blank																						< 0.01
Method Blank																						
Method Blank																						< 0.01
Method Blank																						
Method Blank																						< 0.01
Method Blank																						
Method Blank																						< 0.01
Method Blank																						
Method Blank																						< 0.01
Method Blank																						
Method Blank																						< 0.01
Method Blank																						
Method Blank																						< 0.01
Method Blank																						
Method Blank																						< 0.01
Method Blank																						
Method Blank																						< 0.01
Method Blank																						
Method Blank																						