Trigan Resources
West Gabbro Property
Biogeochemical Survey
Claim No. 1240115, 1240130, 1240142, 1240150, 1240154 and 1240155

Prepared For:

Trigan Resources Inc.
c/o General Delivery
Ashburn, Ontario
L9L 2A7

Project #: 16-2189

November 2016

ORE
Oakridge Environmental Ltd.
Environmental and Hydrogeological Services

ORE
Oakridge Environmental Limited
Environmental and Hydrogeological Services

November 28, 2016

Trigan Resources Inc.
c/o Oakridge Golf Course
General Delivery
Ashburn, Ontario
L9L 2A7

Attention: **Matt Anderson**

Re: Trigan Resources Inc. - West Gabbro Property
Biogeochemical Survey (2016)
Claim Nos. 1240115, 1240130, 1240142, 1240150, 1240154 & 1240155
Township of Havelock-Belmont-Methuen (Methuen)
Our File No. 16-2189

Dear Mr. Anderson:

We are pleased to provide this report outlining the 2016 results of a biogeochemical survey of your claim group in Methuen Township.

This survey represents an expansion of the grid area from similar surveys completed in previous years and follows the same protocols and techniques. We are pleased to advise that the current survey has revealed the presence of a new anomaly, suggesting the potential presence of silver mineralization in the northwestern part of the claim group.

Our report provides a summary of our findings and an interpretation of the data.

If you have any questions, please contact our office.

Yours truly,
Oakridge Environmental Limited

Brian R. King, P. Geo.

Table of Contents

Page No.

1.0 Introduction 1

2.0 Scope of Work 1

3.0 Site Description, Access and Location 2

4.0 Topography and Drainage 3

5.0 Previous Work 4

6.0 Geology 5
- 6.1 Regional Setting 5
- 6.2 Survey Area Geology 6

7.0 2016 Biogeochemical Survey 7
- 7.1 General 7
- 7.2 Survey Methodology and Protocols 8
- 7.3 Analytical Data 9

8.0 Analysis & Interpretation 9
- 8.1 General 9
- 8.2 Data Management 10
- 8.3 2016 Data Interpretation 10
- 8.4 Discussion 14

9.0 Conclusions & Recommendations 16

Statement of Qualifications

List of Figures

Figure 1 General Location
Figure 2 Claim Map
Figure 3 Magnetic Anomaly Plan
Figure 4 Regional Geology Plan
Figure 5 SOLRIS Mapping
Figure 6 Tools and Sampling Photos
Figure 7 Sample Location Plan
Figure 8 Interpretive Plan

Appendices

Appendix A 2016 Data Laboratory Certificates
Appendix B Compiled Element Plots

Trigan Resources Inc. - West Gabbro Property
Biogeochemical Survey (2016)
Claim Nos. 1240115, 1240130, 1240142, 1240150, 1240154 & 1240155
Township of Havelock-Belmont-Methuen (Methuen)

1.0 Introduction

This report presents the results of a recently completed biogeochemcial survey conducted over a series of geophysical (magnetic) anomalies associated with a large meta gabbro body situated in west-central Methuen Township, Peterborough County (Figure 1).

Our 2016 survey represents an extension (to the northwest) of previous biogeochemical surveys completed in 2009, 2010, 2012, 2013, 2014 and 2015. The current survey was conducted following the same procedures and protocols as in the previous work.

As the area has little to no natural soil cover, conventional soil-geochemical surveys are not practical. Instead, biogeochemical surveys have been undertaken to determine the distribution of trace metals and to identify any significant areas of potentially economic mineralization. Previous surveys have been very successful in this regard, yielding discrete metal anomalies that we feel would not be discernable using conventional geochemical techniques.

The current survey focusses on an area containing a previously identified multi-element anomaly. Reprocessing of previous data has also been conducted, resulting in minor refinements to our previous interpretations.

2.0 Scope of Work

In completing this mapping program, the following tasks have been completed:

- The results of the previous biogeochemical surveys and earlier geophysical survey data (airborne magnetic and VLF-EM) were reviewed with respect to the location and orientation of the identified anomalies.

- Forest inventory mapping of the claim group area was obtained and reviewed with respect to tree species and potential usefulness with respect to biogeochemical sampling.

- A reconnaissance inspection of the survey area was conducted to determine

prevalent species, age, accessibility, distribution, health of trees for biogeochemical sampling purposes.

- Analytical requirements and protocols were discussed with the laboratory prior to sample collection, to ensure proper analytical procedures were followed.

- The sampling program protocols were implemented and the sampling program was undertaken, utilizing a differential Global Positioning System (dGPS) for determining sample locations. The nominal accuracy of the GPS is ±2 m.

- Traverse lines, outcrop extents and other features were determined in the field for plotting purposes.

- All data were plotted and analysed.

- Data from the current and previous surveys were combined, re-plotted and re-interpreted.

- This report was prepared, including all data, our findings, conclusions and recommendations.

3.0 Site Description, Access and Location

The subject claim group consists of six (6) contiguous claims (i.e., Nos. 1240115, 1240130, 1240142, 1240150, 1240154 and 1240155). The location of the claim group is provided in Figure 2. The claim group covers a total area of approximately 366 ha (904 acres). Of that total area, the main part of the 2016 survey covers approximately 31 ha (77 acres). Sampling during the current survey was conducted entirely within claim No. 1240142.

To access the site from Peterborough, at Highway 115, continue eastward to the intersection of Highway 115 and Highway 7 (Figure 1). Proceed onto Highway 7 eastward to the intersection of Highway 28. Follow Highway 28 (northbound) approximately 16 km to County Road 6 (formerly known as Stony Lake Road). Follow County Road 6 approximately 26.5 km eastward, south of Stony Lake, to County Road 44.

The nearest access trail is located approximately 4.5 km north of the intersection of County Road 6 and County Road 44. The trail is accessed off County Road 6 via a small

parking area 270 m south of County Road 56 (Northey's Bay Road). This trail is unmarked and is utilized by snowmobilers and hunters to enter the crown lands. The trail has been labelled "Route A" on Figure 2.

The claim group is located within a large expanse of Crown Lands on the east end of Stony Lake (Figure 2). Several parcels of privately owned land occur between County Road 6 and the claim group, essentially isolating the site from any kind of public roadway access. Therefore, public access to these lands and the claim group is via a network of trails that start from County Road 6 or via the CN Railway off of County Road 44 and Fire Route 51 south of Long Lake. Much of this area contains both registered and unregistered hunting camps and recreation trails for ATV's and snowmobiles.

The subject claims are held by:

Trigan Resources Inc.
35 Lauren Rd
Port Perry, ON, L9L 2A7
Attn. Mr. Matt Anderson

4.0 Topography and Drainage

The survey area is dominated by bedrock outcrop ridges with very rare pockets of thin, discontinuous granular overburden materials. Most low-lying areas are dominated by extensive wetland areas that contain thick layers of organic material overlying sandy silty bottoms or rock substrates. There are generally insufficient soils in the survey area to allow for normal geochemical soil sampling.

The maximum local relief within the survey area is slightly greater than the rest of the claim group, at approximately 15 m with the average relief being about 5 m. The topography is essentially dominated by the bedrock structure which consists of a metagabbroic pluton which is thought to be at the core of a local synform, according to published mapping (Kingston, 1985). The topography of the gabbro pluton is somewhat dome-like and as such, the regional drainage pattern tends to be roughly radial - outward from the north-centre of the claim group. Locally, the sequence of parallel rock ridges can distort drainage patterns into long, narrow linear valleys.

In the survey area, drainage tends to be slow, with stagnant conditions common in the summer. The general regional flow pattern appears to be from east to west, although local flows may be quite different as a result of bedrock structure influences.

5.0 Previous Work

Previous exploratory work at the site has included a limited diamond drilling program, which consisted of 10 vertical holes (Phipps, 2003a). The depth of the holes ranged from 31.9 m to 45.7 m. The holes intersected medium grained gabbro, with absorbed metasedimentary inclusions, cut by granitic dikes.

Representative samples from each borehole were submitted for aggregate testing. Results of these tests were all positive and show that the bedrock, in the area of the gabbro covered by the boreholes, is suitable for aggregate resource material (Phipps, 2003b).

The gabbro body is somewhat layered, consisting principally of gabbro intruded by irregular masses of granitic material. Along the pluton's western boundary, the stratigraphy consists of layered metasediments, granitic gneiss and gabbro.

In addition to the diamond drilling, a baseline hydrogeochemical study was conducted (King, 2005) for the purpose of comparing trace element concentrations (i.e., major ions and metals) in surface water and groundwater between subwatersheds. That study revealed interesting and highly defined geochemical differences between the subwatersheds, potentially indicating future targets for metal exploration.

Geological mapping was conducted in 2006 (King, 2007) to determine the limits of the gabbro body and to examine transitional contact relationships in the surrounding country rock.

A fixed wing magnetic and VLF survey was conducted over the entire claim group (Webster, 2008) revealing the presence of several large magnetic and conductive anomalies which appear to be associated with the contact zone surrounding the meta gabbro body.

An experimental biogeochemical survey was conducted in 2009 (King, 2009) to explore part of one of the larger geophysical anomalies identified by the 2008 airborne survey (Figure 3). The biogeochemical survey was successful, revealing the presence of several multi-element anomalous zones which appeared to correlate with the geophysical survey results. These included base metal and precious metal anomalies. Follow-up biogeochemical surveys were conducted in 2010 (reported in 2011), 2012, 2013, 2014 and 2015, expanding on the previous grid areas. The current program (2016) continues to expand on the previous surveys, focussing on the northwestern extent of the claim group.

6.0 Geology

6.1 Regional Setting

The claim group is situated less than 2 km north of the southern boundary of the Canadian Shield. While this area is known to contain Paleozoic outliers (such as those near Oak Lake), none have been observed within the claim group.

The claim group is within the "Belmont Domain," a sub-component of the Elzevir Terrain within the Central Metasedimentary Belt of the Grenville Province (Precambrian). The Elzevir Terrain is characterized by volcanic and related sedimentary rocks which formed around a group of "volcanic centres". These span much of north-central Hastings County and northern Peterborough County, extending from the southern edge of the shield to about Bancroft in the north. These rocks are intruded by a series of gabbroic complexes which are remarkably similar in chemical composition (e.g., Thanet Complex, Tudor Metagabbro, Cordova Gabbro, Duck Lake Sill, etc).

In the study area, the closest volcanic centre would likely have been about 15 km to the southeast where the "Belmont Volcanics" occur. To the northwest, the volcanics yield to a thick band of volcanically derived metasediments which underlie the Oak Lake area, immediately east of the claim group. Structurally, this sequence is referred to as the Oak Lake Antiform.

The gabbro/metagabbro[1] within the claim group is a relatively small un-named mafic intrusive body (Figure 4, Regional Geology Plan). This small pluton, referred to herein as the "West Gabbro", occurs at the core of a small synform feature with an arcuate, ENE-WSW axial trend. Granitic gneiss and metasediments are wrapped around the pluton. Late transgressive granitic intrusions and inclusions of metasediment occur within the gabbro body. These are evident in the diamond drill core logs from a previous drill program (Phipps, 2003a).

Published mapping of the area (Kingston, 1985) shows the gabbro pluton as an oval shaped body with a generally east-west long axis. In the field, the pluton has a much more complex and irregular shape which includes a series of finger-like granite porphyry bands that appear to extend into the pluton.

A similar, "East Gabbro" body also occurs approximately 11 km to the east and is the subject of a traprock quarry operation. The West Gabbro is also of interest with respect to future traprock production.

[1] Published mapping suggests that bodies of this type (in this area) may include diorite, gabbro, hornblendite, pyroxenite, anorthosite, metagabbro and amphibolite.

According to Ontario Geological Survey Special Volume 4 (Geology of Ontario), a variety of metallic mineralization types are known to occur in the gabbros of the Central Metasediment Belt. These include magmatic deposits consisting of disseminated copper and nickel. Iron and titanium deposits are also known in the gabbros. Stratiform sulphide lenses have reportedly been identified, consisting of chalcopyrite, pyrrhotite, pyrite, and sphalerite. Occurrences of stratabound volcanogenic massive sulphides are also known or suspected in the region.[2]

All Precambrian rocks in the area have been metamorphosed to middle-upper amphibolite facies (Bartlett, 1982).

6.2 Survey Area Geology

The local geology is exposed by rock cuts along the rail line which extends from Havelock in the south, northward to Nephton and Blue Mountain (nepheline syenite mine). The local rock cuts and outcroppings expose a sequence of granitic gneiss, metasediments, gabbro, diorite/metadiorite and pegmatite. The contact relationships between the West Gabbro pluton and its surrounding rocks are relatively consistent, although irregular.

Porphyritic granite occurs widely in the claim group and is present in the survey area. The porphyritic granites appear to have been emplaced in linear bands, possibly intruding the original bedding planes of the host metasediments and also within the gabbro. Occasional narrow quartz veining occurs in the granite, typically with minor sulphide mineralization. Some finer grained late granitic veining and zoned pegmatite also occur within the porphyritic granites. The granites also include narrow bands of metasediments and finely crystalline mafic rocks.

It is apparent that the gabbro magma has reacted with the wall rocks creating a zone of hybrid rocks transitional between the gabbro and adjacent country rock. The contact zone consists largely of layered meta-granodiorite and/or monzonite, with interbeds of metasedimentary rock and porphyritic granite. The Transition Zone is up to several hundred metres in width, is highly variable and appears to be narrower along the northwestern edge of the pluton. The gabbroic rocks occur principally within a “core” zone situated in mid-northern Claim 1240130.

The gabbro consists of a medium to coarsely crystalline, dark grey to black mixture of mafic plagioclase, olivine-clinopyroxenes (gabbro) and hornblende (diorite), with minor biotite. Rare to occasional specks of pyrite and/or pyrrhotite occur, although most of the gabbro contains no appreciable sulphide. Portions of the gabbro are weakly layered or

[2] Previous diamond drilling in the claim group did not reveal any significant occurrences of sulphide mineralization.

foliated, however, for the most part, the gabbro appears relatively unaffected by metamorphism (although is likely annealed).

The gabbro appears to be iron-rich and consistent with the typical tholeiitic composition of the volcanic rocks and mafic intrusives of the Belmont Domain as described by Lumbers (1969) and by Holm, et al. (1986).

7.0 2016 Biogeochemical Survey

7.1 General

Tree roots can extract metals and other elements from many cubic metres of soil, overburden, groundwater and bedrock. These metals are then transferred to aerial parts of the tree where they may concentrate. Data derived from the analysis of an appropriate vegetation sample medium permits geochemical mapping and the potential detection of geochemical anomalies that reflect the underlying metal content of the soil, rock and/or groundwater. This technique can be especially useful in areas where conventional soil-geochemical methods are not practical, due to minimal soil cover.

Biogeochemical sampling can provide similar results to those obtained from standard soil geochemical surveys. However, the tree extracts elements from a large volume of material of diverse composition, including groundwater. Some elements that are dissolved in groundwater can be readily extracted by the tree roots, but may not be precipitated on soil particles, thus a different suite of responses is possible, in comparison to standard soil geochemical prospecting methods.

Because each species of plant has a different requirement for, and tolerance to, a range of chemical elements, some partitioning of elements takes place and there is selective absorption and transference into the plants. For biogeochemical exploration, conifers are good sample media because they are primitive plants that have a wide tolerance to many trace elements.

The outer bark is generally considered a repository for many elements that do not fit elsewhere or are not required for the metabolic function of the tree. Some elements may be excluded from uptake at the roots or may only be partially absorbed, and some may be taken up but dispersed among tree tissues to the extent that inter-site variations are so small that they cannot be detected. The work of Springer, et al. (1988) suggests that biological uptake of metals in some tree leaves may be “capped”. This does not, however, appear to be the case for tree bark, based on our experience to date. Regardless, such factors need to be taken into consideration when interpreting geochemical results.

7.2 Survey Methodology and Protocols

Prior to conducting the sampling program, published mapping resources were consulted with regard to the vegetation types present in the survey area. Updated SOLRIS Ontario Land Cover Compilation Version 2 mapping (Figure 5) is a primary data layer that provides a comprehensive, standardized landscape level inventory of natural, rural and urban lands in Ecoregions 6E and 7E, current to 2015. The mapping is based on MNRF's Ecological Land Classification (ELC) for southern Ontario (Lee et al., 1998).

A reconnaissance / feasibility inspection of the survey grid area was undertaken on September 1, 2016 to verify the types of vegetation and the viability for sampling in the expanded grid area. At that time, it was determined that the grid area contained a sufficient number of similar aged Eastern White Pine (*Pinus strobus*) with a reasonable areal distribution to permit expansion of the previous sampling area. The sampling commenced at once.

Other species that could potentially be sampled were also present, however, White Pine were found to be the most abundant and accessible. Given the large amount of wetland present, the survey focussed on areas of outcrop where this species occurrs. Sampling of other species was not conducted.

During a previous survey, new growth twigs and needles were collected from smaller diameter, younger and/or less developed trees as an experiment to determine the viability of other sampling approaches. That experiment yielded interpretable results, however, may not have provided the same sensitivity and the results did not appear to correlate well with the bark data. As such, only bark samples were collected in 2016.

The main sampling period for the 2016 biogeochemical survey was conducted from September 1, 2016 to September 16, 2016. Fieldwork was conducted and/or assisted by the following individuals:

- Mr. Dan MacIntyre, BSc., Peterborough, ON. (Senior Hydrogeological Technician)
- Mr. Brad Pettersone, BSc., Peterborough, ON. (Environmental Technician)
- Mr. Stewart Gibson, HB.A., Peterborough, ON. (Environmental Technician)

The work was supervised and directed by Mr. Brian King, P. Geo., of Peterborough, ON.

Samples of loose outer bark were collected by scraping the circumference of the tree from approximately 0.75 m to 1.0 m height using a rigid plastic (i.e., non-metal containing) scraper. Only trees with diameters in the range 12 cm - 24 cm were sampled, to ensure similar ages. The samples were removed by cutting with a plastic (non-metal containing) serrated knife. All sample materials were transferred to “ziplock” plastic bags which were tagged in the field. Each sample location was determined in the field using differential GPS (accuracy ±2 m).

Figure 6 illustrates the sampling equipment used during the survey.

As in the previous surveys, the typical sample size was approximately 40 g. The amount of sample material varied, depending on the condition of the tree. Only the loose, outer bark was removed so as to not harm the tree. Care was taken not to include the inner bark as its composition is substantially different from that of the outer bark. Whereas there are seasonal variations in the chemistry of twigs and leaves, the chemistry of the outer bark does not change during the course of the year; this is because the bark is dead tissue that can be collected at any time. Moreover, samples from different survey periods can be integrated without the need to normalize data to a common datum.

During the survey, a total of 153 bark samples were collected and analysed. These include two duplicate samples for QA/QC purposes. Figure 7 illustrates the locations of all grid samples with respect to the subject claims.

All field data were entered into the existing MS Excel database upon returning to our offices. At that time, all samples were individually inspected and any visible non-bark materials ("debris") were removed. Non-bark materials largely consisted of pine needles, insects, hardened tree gum and occasional plastic fragments from the scrapers. All samples were air-dried prior to shipment.

Following the inspections, samples were counted, weighed and boxed for shipment to AGAT Laboratories in Mississauga, Ontario.

7.3 Analytical Data

At the laboratory, the samples were reduced to ash by controlled ignition at 480°C for 24 hours. They were then digested in strong acid (aqua regia) and the solution analyzed for 51 elements by inductively coupled plasma mass spectrometry (ICP-MS). All 2016 data are presented in Appendix A. Data were provided electronically by the laboratory.

8.0 Analysis & Interpretation

8.1 General

The interpretation of biogeochemical data should be undertaken with due consideration of the chemical requirements and tolerances of plants. Plants require certain elements for their survival, and they have the ability to concentrate metals by scavenging them from the substrate. Zinc (Zn), for example, is needed for plant metabolism. Therefore, subtle differences in Zn concentrations between sample sites could simply reflect the health of the plant and may not indicate significant differences in the chemistry of the substrate. However, major differences in Zn concentrations may reflect the presence of Zn

mineralization.

In contrast, plants also have the ability to exclude those elements that would have a detrimental effect on their growth or health (referred to as the "barrier" effect), thus only weak enrichment of an element may occur in an environment where that element may have an anomalously high concentration in the soil or groundwater. As a consequence, there is not always a simple relationship between the chemistry of tree tissue and the chemistry of the soil and underlying parent material for some elements.

8.2 Data Management

To facilitate interpretation of the biogeochemical data, the laboratory results were entered into a Rockworks database for processing. The output from Rockworks was then loaded into an ArcGIS database to determine the spatial significance of the data.[3]

Based on our review of the 2016 data and the compiled results of the previous surveys, we have focussed our current data assessment on those parameters which have sufficient response to provide anomalies and for which discrete trends are visible.

For each analytical parameter considered, the areal distribution of that parameter was plotted and contoured for presentation. Contouring was undertaken using the Kriging method. The contoured element plots are presented in Appendix B.

In addition to the areal data, histograms for each parameter of interest were prepared and added to the corresponding plots to illustrate the statistical distribution and provide the mean value and standard deviation.

8.3 2016 Data Interpretation

Data from the 2016 survey appear to be continuous and form discrete areal concentration anomalies, indicating that the biogeochemical technique remains robust.

The 2016 survey was intended to expand the property grid to the northwestern claim group boundary, specifically adjacent to previously identified anomalies which had not been fully delineated (see 2015 survey results). Using GIS, we were also able to refine some of our previous anomaly interpretations. A brief description of our 2016 findings is presented below.

The new data have revealed the presence of a significant new Ag anomaly which occurs in

[3] The software Rockworks provides a variety of statistical and mapping modules for this purpose.

the northwestern-most part of the 2016 grid area (referred to as "Anomaly V"). This zone is comprised of multiple samples and appears to be continuous in that area. In our previous data, Ag concentrations had been fairly low across the claim group. As such, Anomaly V is believed to be an important discovery. Other characteristics of Anomaly V include:

- a zone of Al depletion is apparent in the data, slightly off-set to the east, suggesting some form of alteration;
- a large area of elevated Cd occurs throughout the 2016 grid area and appears to be continuous with similar findings in the previous surveys;
- a zone of Na enrichment corresponds closely to the core of Ag anomaly, situated close to the northwestern-most part of Anomaly V;
- elevated Mn occurs throughout the Anomaly V area;
- although off-set to the southeast, a zone of enriched P occurs within Anomaly V (the only part of the claim group which presents elevated P), and
- similar to Na, a zone of Y enrichment corresponds closely to the core of Ag anomaly, situated close to the northwestern-most part of Anomaly V.

In addition to identifying the new Anomaly V, the 2016 data have also allowed improvements to our earlier interpretations, including:

- Ce occurs at a low concentration (i.e., background level), thus the 2016 data provide a western boundary to the Ce rich part of Anomaly II;
- Ni occurs at a very low concentration, consistent with previous survey results. The data continue to indicate that the principal base metal anomalies occur in the southern part of the site (i.e., south of the "Ti Boundary");
- Rb occurs at a low concentration, grading lower to the west, providing a western limit to Anomaly II;
- S occurs at a low concentration in the 2016 grid area, however, grades lower to the west. The S data are consistent with our previous interpretation of Anomaly II, providing a western boundary for the anomaly (for this parameter), and
- Zn exhibits a low concentration in the 2016 grid area, providing a western boundary to Anomaly II and a northern boundary to Anomaly I.

The association of Ag with Na enrichment (and Al depletion) and comparatively high (widespread) concentrations of Cd associated with Anomaly V appears to be a unique assemblage for this property. It is not clear what type of potential mineralization could be responsible for this assemblage, although the inferred alteration style would not be inconsistent with a vein type system.

Anomaly V occurs on the northwest edge of the gabbro structure and is close to the regional contact between a band of metavolcanic rocks and the felsic plutonic rocks that wrap around the gabbro body. Given that environment, mineralization type could be considerably different than those expected to occur within the gabbro. Anomaly V also occurs along a linear band of localized magnetic anomalies, as illustrated by Figure 8.

The 2016 data also confirm our previous interpretations, primarily with regard to the characterization and extent of Anomaly II. It also further defines the extent of Anomaly I which now appears to be more discrete (localized) and does not extend into the northwestern portion of the claim group, as previously thought.

The 2016 data have been compiled with the results of previous surveys and geochemical anomalies have been interpreted based on the various element concentrations and/or zonations. These are briefly described below and are identified on the updated Interpretive Plan, Figure 8.

Anomaly I

Anomaly I occurs in the northwestern corner of Claim 1240130 (i.e., at junction of Claims 1240142 & 1240154). Anomaly I is characterized by elevated Au, Fe, Cd, Mn, Mg, Pb, Ni, V, Y and Zn. A weak correlation with Ag, Cd and S was also thought to be present. This anomaly continues to stand out given the widespread presence of Au. The 2016 data have not changed our interpretation of this anomaly, other than providing a more robust boundary to the northwest.

This anomaly appears to be associated with the main contact zone between the country rock and the outer transition zone surrounding the gabbro. Published mapping indicates that this area may also contain rusty paragneisss and schist. It also correlates with the north flank of a large magnetic anomaly.

We continue to interpret Anomaly I as a potential mineralized occurrence, perhaps related to the rusty schist host rock (which could include mineralized quartz veining or pegmatite).

Anomaly I continues to be considered a high priority target for future exploration.

Anomaly II

Anomaly II consists of elevated concentrations of Au, Al, Cd, Ce, Mn, Mg, S, Y and Zn.

Anomaly II continues to be considered a high priority target with respect to Au.

Anomaly III

Anomaly III occurs as an east-west band crossing through the central part of the claim group and is the largest identified biogeochemical anomaly. No significant changes to this interpretation result from the 2016 data.

Anomaly III is characterized by elevated base metals (Zn, Pb, Cd) and S in bark. The eastern part of the anomaly exhibits possible Na depletion. A weak Au anomaly also occurs within this zone, near the centre of claim 1240130. This anomaly also appears to have discrete metal sub-anomalies, possibly suggesting fractionation or zonation.

Anomaly III occurs in the centre of the main gabbro body. The gabbro is thought to be somewhat layered and contains zones where inclusions of country rock are more prominent. The geological mapping data do not provide any clear indication that Anomaly III coincides with such a zone. Similarly, there is no clear topographic expression that would suggest an accumulation of metals in sediment or groundwater. Anomaly III does, however, correlate with broad anomalies identified by the airborne magnetic survey.

Based on the above, we interpret this anomaly to potentially represent a deeply buried zone of base metal sulphide enrichment within the gabbro body.

Anomaly III is considered a medium priority target that will require further work to provide better definition of targets.

Ti Boundary

The compiled bark data indicate that there is a distinctive boundary separating the southern third of the survey area from the rest of the grid. Ti values clearly increase south of Anomaly III, reaching a maximum along the southern boundary of claim 1240130, coinciding with the mapped southern contact of the main gabbro body. No changes to our interpretation of the Ti boundary have resulted from analysis of the 2016 data.

It is not clear how to interpret this result other than as a compositional change in the underlying rock. However, it is also conceivable that an ilmenite rich segment of the gabbro may underlie the southern part of the gabbro, perhaps at depth, resulting in the

broad geochemical Ti signature. In this regard, we also note that there are significant magnetic anomalies associated with the enrichment which could be related.

In this geological environment, elevated Ti may be highly significant. A similar gabbroic body that contains an important ilmenite deposit (also Trigan Resources) occurs east of the claim group. As such, any anomalies that suggest the presence of a similar deposit in the West Gabbro body are of considerable economic interest.

Anomaly IV

Anomaly IV is situated immediately south of the 'Ti Boundary' (see description above), in the southwestern part of the compiled survey area within Claim 1240130. This anomaly is based entirely on previous data and is characterized by elevated Ni, Cu, Co, Ba, Mo and Ag. Anomaly IV correlates with a magnetic anomaly that occurs along the southern boundary of the main gabbro body. No changes to the previous interpretation of Anomaly IV have resulted from the 2016 survey.

Anomaly IV appears to indicate the potential presence of metal enrichment in the gabbroic rocks. Anomaly IV is now considered a lower priority target, primarily based on its size.

Anomaly V

Anomaly V is a new finding. See above for a description of this zone.

8.4 Discussion

Other than the rail line which passes through the survey area, the subject lands have not been disturbed and are undeveloped. As such, there are no known man-made factors which would account for any of the anomalies identified by the survey. Airborne dust, for example, would not appear to be a significant factor in this area. As such, it is likely that the anomalous geochemical values represent real occurrences in those areas, subject to the variability expected from this survey method.

In the almost complete absence of terrestrial soils, the biogeochemical survey is likely to provide results that are directly related to the chemistry of the underlying bedrock. White Pine tree roots extend into fractures in the rock where (presumably) some residual soils have accumulated in response to weathering. The roots are also likely to penetrate to the water table, thereby sampling local groundwater. Anomalous element concentrations in bark and/or twig samples should represent real accumulations (or depletions) of those elements in the underlying soil, rock and/or groundwater (subject to biological sensitivity considerations, etc.).

While the survey grid is mostly within the mapped boundary of the main gabbro body, differentiated rock units occur within and surrounding the gabbro, not the least of which are inclusions of felsic gneiss and pegmatite. As such, some of the geochemical patterns may be attributed to varying composition within the gabbro and/or any associated lithological transition zones.

According to Wilson (1994), there are four main Classes of metal deposits associated with mafic intrusives within the Grenville Province:

- Gabbro-hosted magmatic Ni-Cu sulphide deposits, such as the examples in the Raglan intrusive complex, in which there is evidence for sulphide liquid immiscibility. Anomaly IV appears to be of this assemblage.

- Gabbro-hosted Fe-Ti oxide deposits, of variable *magnetite : ilmenite* ratio, with accessory sphene and apatite, also related to magmatic processes. These may also contain minor sulphides, some of which have been mined, and which also seem to be magmatic concentrations (e.g., Lavant). The area south of the 'Ti Boundary' would potentially appear to be consistent with this type of mineralization.

- Zn deposits in metamorphosed carbonate scarns associated with gabbro, (e.g., the Long Lake Zn mine). None of the identified biogeochemical anomalies appear consistent with this type of occurrence.

- Au-Ag mineralization, of late (epigenetic) origin, hosted in shear zones along the intrusive margins (e.g., Cordova Gabbro). Anomalies I and II could possibly be indicators of this deposit type. Anomaly II is especially interesting due to the presence of Au with a variety of other elements that are commonly associated with precious metal occurrences, plus an accompanying (off-set) Na depletion zone.

Zinc is a dominant component of most anomalies at this site (not including Anomaly V), likely due to its mobility. The correlation with other base metals and sulphur appears to suggest the potential presence of base metal sulphide mineralization (especially Anomalies II and III). Anomaly III does not appear to fit well with the above listed deposit types, however, could represent a different type of gabbro-hosted base metal enrichment. It must also be recognized that biogeochemical data may not yield classic geochemical anomalies.

Occasional examples of gossanous rocks have been noted within the claim group, also suggesting the presence of that type of mineralization. As such, we feel that Anomaly III represents the most important *base metal* exploration target identified within the claim group to date. Anomalies I, II and V represent the most important *precious metal* targets.

The "Ti Boundary" also suggests that there is a widespread compositional shift in the southern part of the survey area. As this area is also associated with a significant

magnetic anomaly in the southern part of Claim No. 1240130, we feel that there is some potential for the occurrence of ilmenite mineralization in that area (or further south). Unfortunately, a specific target cannot be resolved from the available data. However, we also feel that further geophysical work, possibly including data re-interpretation, could identify future targets for follow-up exploration.

9.0 Conclusions & Recommendations

9.1 The compiled biogeochemical survey has revealed the presence of significant trace element anomalies over a wide area. The 2016 data expand the grid area to the northwest, revealing a new Ag anomaly (referred to as Anomaly V) and confirming the boundaries of previous interpreted metal anomalies.

We recommend that prospecting within and around Anomaly V be conducted in an effort to determine whether there are surficial indicators of mineralization and the style of mineralization present, if any.

9.2 Anomaly II appears to represent the most prospective zone for future prospecting, exhibiting a widespread, low amplitude Au anomaly, associated with several other parameters and a discrete zone of Na depletion. Anomaly II appears to be centred in the western half of Claim 1240154. The 2016 survey has provided a western boundary for Anomaly II.

9.3 The central anomaly ('Anomaly III') appears to be consistent with the potential presence of base metal sulphide mineralization, occurring across a wide band in the central part of the main gabbro body. Anomaly III also straddles two large magnetic anomalies.

We continue to recommend that prospecting along this trend be conducted in an effort to determine whether there are any surficial indicators of mineralization and if any, what style of mineralization is present. The magnetic anomalies should be targeted for follow-up exploration by diamond drilling.

9.4 The area south of the 'Ti Boundary' and the presence of magnetic anomalies in the southern part of Claim 1240130 suggest that ilmenite mineralization could be present at depth, perhaps within a buried extension of the gabbro. Unfortunately, we cannot resolve any specific exploration targets from the available data, other than the magnetic anomaly.

Therefore, it is recommended that additional work be conducted to further evaluate the potential for ilmenite mineralization south of the Ti Boundary. As a first step, we would recommend additional evaluation (i.e., modelling) of the available geophysical data. We

also recommend that prospecting in the southern part of Claim 1240130 and northern part of Claim 1240155 be conducted in an effort to determine whether there are any surficial indicators of ilmenite mineralization. Any areas of interest should be explored by diamond drilling.

9.5 Anomaly I continues to represent an interesting potential occurrence of Au. Typically, Au occurrences in this area are within small quartz vein systems. Rare examples of Au bearing pegmatites are also known to occur. The 2016 survey data have assisted in providing a northern boundary for this anomaly.

We recommend that prospecting within and around Anomaly I be conducted in an effort to determine whether there are surficial indicators of mineralization and the style of mineralization present, if any.

End of Report

Sincerely,
Oakridge Environmental Ltd.

Brian R. King, P. Geo.

PROFESSIONAL GEOSCIENTIST
BRIAN R. KING
PRACTISING MEMBER
0396
ONTARIO

Statement of Qualifications

I, Brian R. King have been practising in the fields of environmental geology, hydrogeology and economic geology for more than 30 years. I am a Registered, Practising Professional Geoscientist (Ontario Reg. No. 0396). I have supervised the design of, collection of data for, and interpretive work involved in this study.

As a principal and the president of Oakridge Environmental Ltd., I am authorized to conduct and report on geological, hydrogeological and mineral exploration related studies and investigations.

My educational background includes completion of an Honours Bachelor of Science degree from Brock University, specializing in the geological sciences including hydrogeology, geochemistry and environmental science. I have completed continuing education courses in groundwater contaminant assessment from the University of Waterloo and have completed the Ministry of Environment's "Hydrogeological Technical Information Requirements for Land Development Applications," among other environmental courses.

Brian King holds memberships in the following organizations:

> Practising Member of the Association of Professional Geoscientists of Ontario
> Member of the International Association of Hydrogeologists

It is further stated that neither Oakridge Environmental Ltd. nor its employees have any ownership interest in the subject property and that the only remuneration to be received is monetary and that the remuneration is solely related to the work completed as outlined in this report.

Brian R. King, P. Geo.

Oakridge Environmental Ltd.
380 Armour Road, Suite 127
P.O. Box 431
Peterborough, Ontario
K9J 6Z3
(705) 745-1181 voice
(705) 745-4163 fax

ore@oakridgeenvironmental.com email

Selected References

Bartlett, J.R., Moore, J.M., Murray, M.J.; *Precambrian Geology of Belmont and Southern Methuen Townships, Southern Ontario*; Ontario Geological Survey Map 2488P; 1982.

Dunn, C.E., Balma, R., and Sibbick, S.J.; *Biogeochemical survey using lodgepole pine bark: Mount Milligan, central British Columbia (Parts of NTS 93N/1 and 93O/4)* Geological Survey Canada, Open File 3290, and BC Geological Survey Open File #1996-17, 69 p. + maps.; 1996.

Dunn, C.E., George, H., and Spirito, W.; *Patterns of metal enrichment in vegetation in relation to geology and gold mineralization: Star Lake area, Saskatchewan.* In: Modern Exploration Techniques (Eds. L.S. Beck and C.T. Harper), Sask. Geological Society Special Publication No. 10, p. 12-26; 1990.

Easton, R.M.; *The Grenville Province and the Proterozoic History of Central and Southern Ontario*; in Geology of Ontario, Ontario Geological Survey, Special Volume 4, Part 2; 1992.

Haynes, S.J.; *Metallogenisis of U-Th, Grenville Supergroup, Peterborough, County, Ontario; in The Grenville Province*; Geological Association of Canada Special Paper 31; 1986.

Holm, P.E., Smith, T.E., Huang, C.H., Gerasimof, M., Grant, B and McLaughlin, K.; *Geochemistry of Metavolcanic Rocks and Dykes from the Central Metasedimentary Belt, Grenville Province, Southeastern Ontario;* Geological Association of Canada Special Paper 31; 1986.

King, B.R., *Trigan Resources - West Gabbro Property Environmental Study, Baseline Hydrochemistry Analysis and Interpretation;* Assessment Report for Trigan Resources Inc., by Oakridge Environmental Ltd; December 2005.

King, B.R., *Trigan Resources - West Gabbro Property Geological Mapping;* Assessment Report for Trigan Resources Inc., by Oakridge Environmental Ltd; January 2007.

King, B.R., *Trigan Resources - West Gabbro Property Biogeochemical Survey;* Assessment Report for Trigan Resources Inc., by Oakridge Environmental Ltd; December 2009.

King, B.R., *Trigan Resources - West Gabbro Property Biogeochemical Survey;* Assessment Report for Trigan Resources Inc., by Oakridge Environmental Ltd; October 2012.

King, B. R., *Trigan Resources Inc. - West Gabbro Property, Biogeochemical Survey (2014), Claim Nos. 1240115, 1240130, 1240142, 1240150, 1240154 & 1240155*, Township of Havelock-Belmont-Methuen (Methuen), December 2014.

King, B. R., *Trigan Resources Inc. - West Gabbro Property, Biogeochemical Survey (2015), Claim Nos. 1240115, 1240130, 1240142, 1240150, 1240154 & 1240155*, Township of Havelock-Belmont-Methuen (Methuen), December 2015.

Kingston, P.W., Papertzian, V.C. and Williams, D.A.; *Geology and Mineral Deposits of the Kingston Area, Southern Ontario;* Ontario Geological Survey, Map P2611, Compilation Series-Preliminary Map; 1985.

McClenaghan, M.B. and Dunn, C.E.; *Biogeochemical survey over kimberlites in the Kirkland*

Lake area, northeastern Ontario; Geological Survey of Canada, Open File 3005, 69 p.; 1995.

Phipps, D (a); *Trigan Resources Assessment Report (Diamond drilling Report), West Gabbro Property, Methuen Township, Southern Ontario District;* August 31st, 2003.

Phipps, D (b); *Trigan Resources Assessment Report (Aggregate Testing), West Gabbro Property, Methuen Township, Southern Ontario District;* November 18th, 2003.

Springer, J.S., V.H. Singhroy, and F. Kenny; *Project 88-35. Plant Spectral Signatures Versus Geochemical Values in Soil and Leaf Ash; Arnprior, Eastern Ontario*. No. 57. Ministry of Northern Development and Mines. Summary of Field Work and Other Activities 1988: Ontario Geological Survey Miscellaneous Paper 141; 1988.

Webster, B.; *Assessment Report on a Fixed Wing Magnetic and VLF Survey West Gabbro Property, Havelock-Belmont-Methuen Township, Ontario, Trigan Resources Inc.;* JVX Geophysical Surveys and Consulting, Ref 8-100; November 2008.

Wilson, G.C.; *Mafic-Ultramafic Intrusions, Base-Metal Sulphides, and Platinum Group Element Potential of the Grenville Province in Southeastern Ontario*; Ontario Geological Survey Open File Report 5880; 1994.

FIGURES

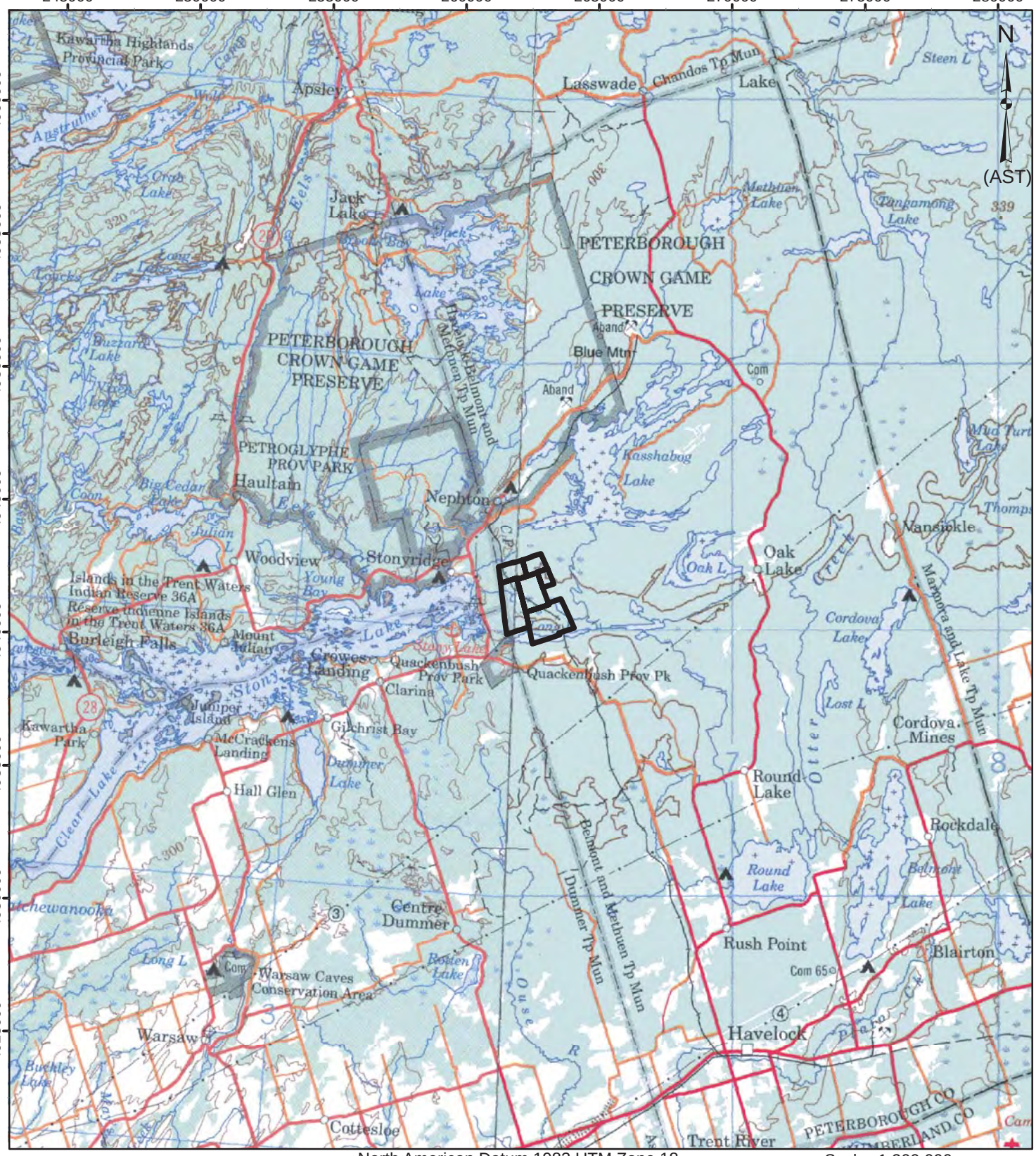

North American Datum 1983 UTM Zone 18

Scale: 1:200,000

LEGEND

Approximate Claim Boundaries

TRIGAN RESOURCES INC.
WEST GABBRO PROPERTY
BIOGEOCHEMICAL SURVEY

Claim No. 1240115, 1240130, 1240142, 1240150, 1240154 and 1240155
Township of Havelock-Belmont-Methuen (Methuen)

0 2.5 5 10 km

TITLE
GENERAL LOCATION

ORE
Oakridge Environmental Ltd.
Environmental and Hydrogeological Services

PROJECT # 16-2189

DATE November 2016

FIGURE NO. **1**

Notes: After Natural Resources Canada, NTS Maps 31D and 31C (1998)
copyright Her Majesty The Queen in Right of Canada

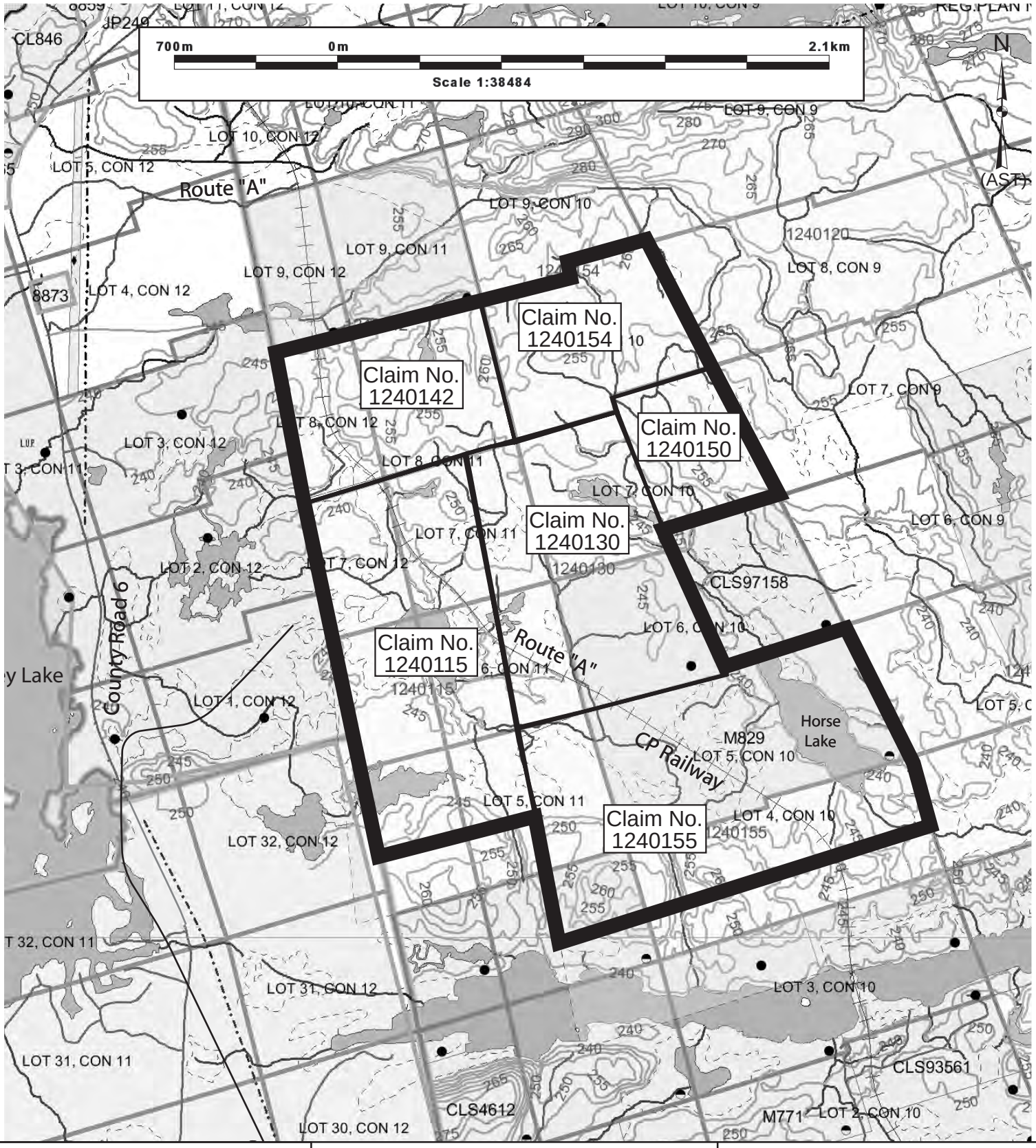

LEGEND

Approximate Claim Boundaries

Notes: Ministry of Northern Development and Mines, Claim Map III Database

TRIGAN RESOURCES INC.
WEST GABBRO PROPERTY
BIOGEOCHEMICAL SURVEY

Claim No. 1240115, 1240130, 1240142, 1240150, 1240154 and 1240155
Township of Havelock-Belmont-Methuen (Methuen)

ORE Oakridge Environmental Ltd.
Environmental and Hydrogeological Services

TITLE
CLAIM MAP

PROJECT # 16-2189

DATE November 2016

FIGURE NO. **2**

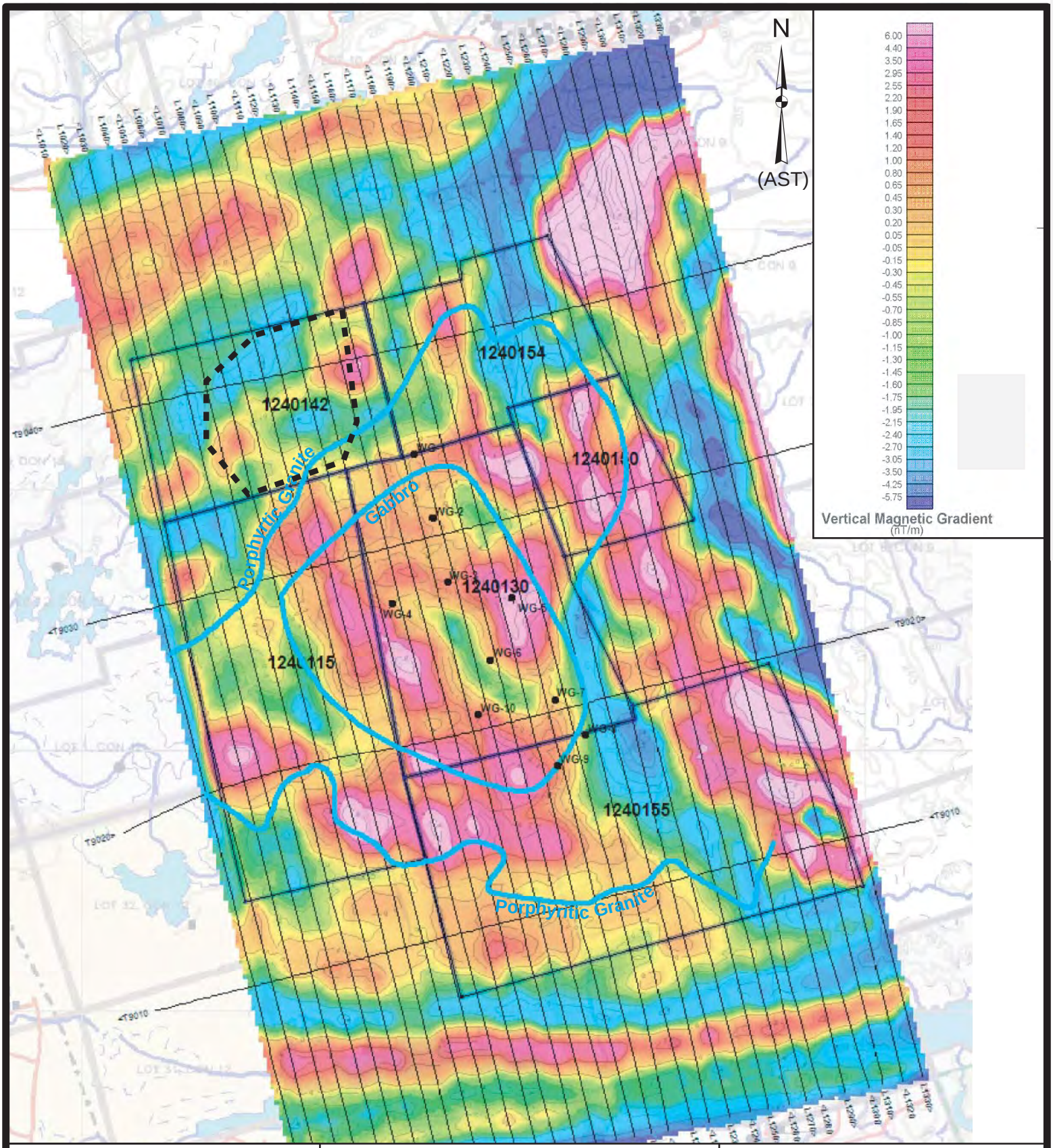

LEGEND

- Location of 2016 Study Area
- WG-# Drill Hole
- Lithological Contact

Notes: After JVX Ltd. Calculated Vertical Magnetic Gradient (2008)

TRIGAN RESOURCES INC.
WEST GABBRO PROPERTY
BIOGEOCHEMICAL SURVEY

Claim No. 1240115, 1240130, 1240142, 1240150, 1240154 and 1240155
Township of Havelock-Belmont-Methuen (Methuen)

ORE
Oakridge Environmental Ltd.
Environmental and Hydrogeological Services

Apporoximate Scale: 1:30,000

TITLE
MAGNETIC ANOMALY PLAN

PROJECT # 16-2189

DATE November 2016

FIGURE NO. **3**

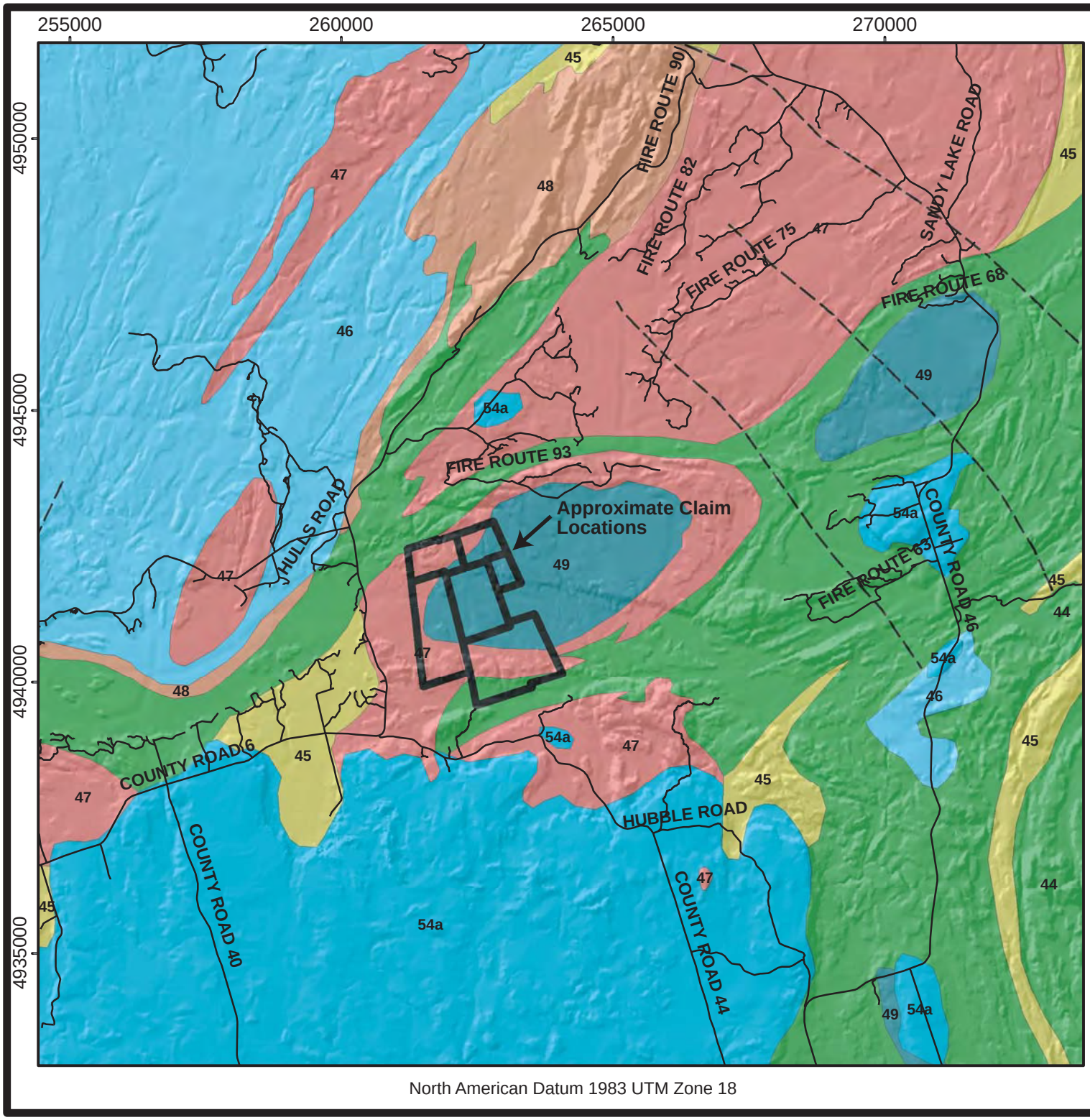

North American Datum 1983 UTM Zone 18

TRIGAN RESOURCES INC.
WEST GABBRO PROPERTY
BIOGEOCHEMICAL SURVEY

Claim No. 1240115, 1240130, 1240142, 1240150, 1240154 and 1240155
Township of Havelock-Belmont-Methuen (Methuen)

LEGEND

54a	Paleozoic Limestone, Dolostone, Shale, Arkose, Sandstone
49	Mafic to Ultramafic Plutonic Rocks
48	Alkalic Plutonic Rocks
47	Early Felsic Plutonic Rocks
46	Carbonate Metasedimentary Rocks
45	Clastic Metasedimentary Rocks
44	Mafic to Felsic Metavolcanic Rocks
— — -	Fault Line

N

(AST)

Scale: 1:100,000

0 1 2 4 km

Notes: Base map provided by the Ontario Geological Survey (MRD-126), copyright the Queen's Printer (2010)

TITLE

REGIONAL GEOLOGY

ORE Oakridge Environmental Ltd.
Environmental and Hydrogeological Services

PROJECT #	FIGURE NO.
16-2189	4
DATE November 2016	

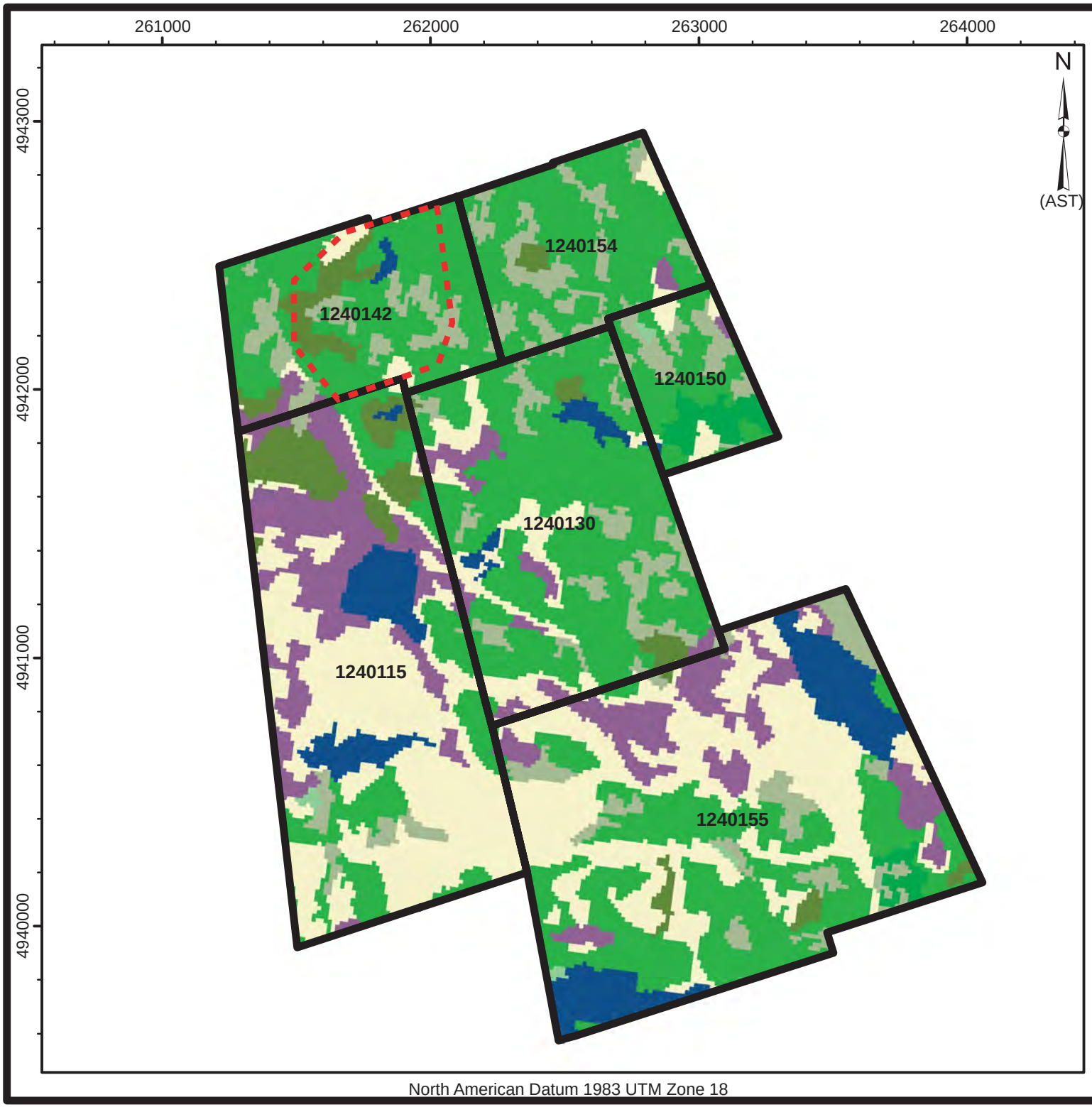

TRIGAN RESOURCES INC.
WEST GABBRO PROPERTY
BIOGEOCHEMICAL SURVEY

Claim No. 1240115, 1240130, 1240142, 1240150, 1240154 and 1240155
Township of Havelock-Belmont-Methuen (Methuen)

LEGEND

- Claim Boundary
- Approximate Location of 2016 Study Area
- Open Water
- Marsh
- Swamp
- Treed Upland
- Deciduous Treed
- Mixed Treed
- Coniferous Treed
- Agriculture and Undifferentiated Rural Land Use

Scale: 1:20,000

0 250 500 1,000m

Notes: After The Southern Ontario Land Resource Information System (2015)

TITLE

SOLRIS DATA MAP

ORE Oakridge Environmental Ltd.
Environmental and Hydrogeological Services

PROJECT #	FIGURE NO.
16-2189	5
DATE November 2016	

Sampling technique.

Samping tools.

Alternate sampling tool



Typical tree bark sample prepared for shipment to laboratory.

TRIGAN RESOURCES INC.
WEST GABBRO PROPERTY
BIOGEOCHEMICAL SURVEY

Claim No. 1240115, 1240130, 1240142, 1240150, 1240154 and 1240155
Township of Havelock-Belmont-Methuen (Methuen)

TITLE

TOOL AND SAMPLING PHOTOS

Notes: Photos taken over the 2009, 2012, 2014 & 2015 sampling periods

ORE Oakridge Environmental Ltd.
Environmental and Hydrogeological Services

PROJECT # 16-2189

DATE November 2016

FIGURE NO. 6

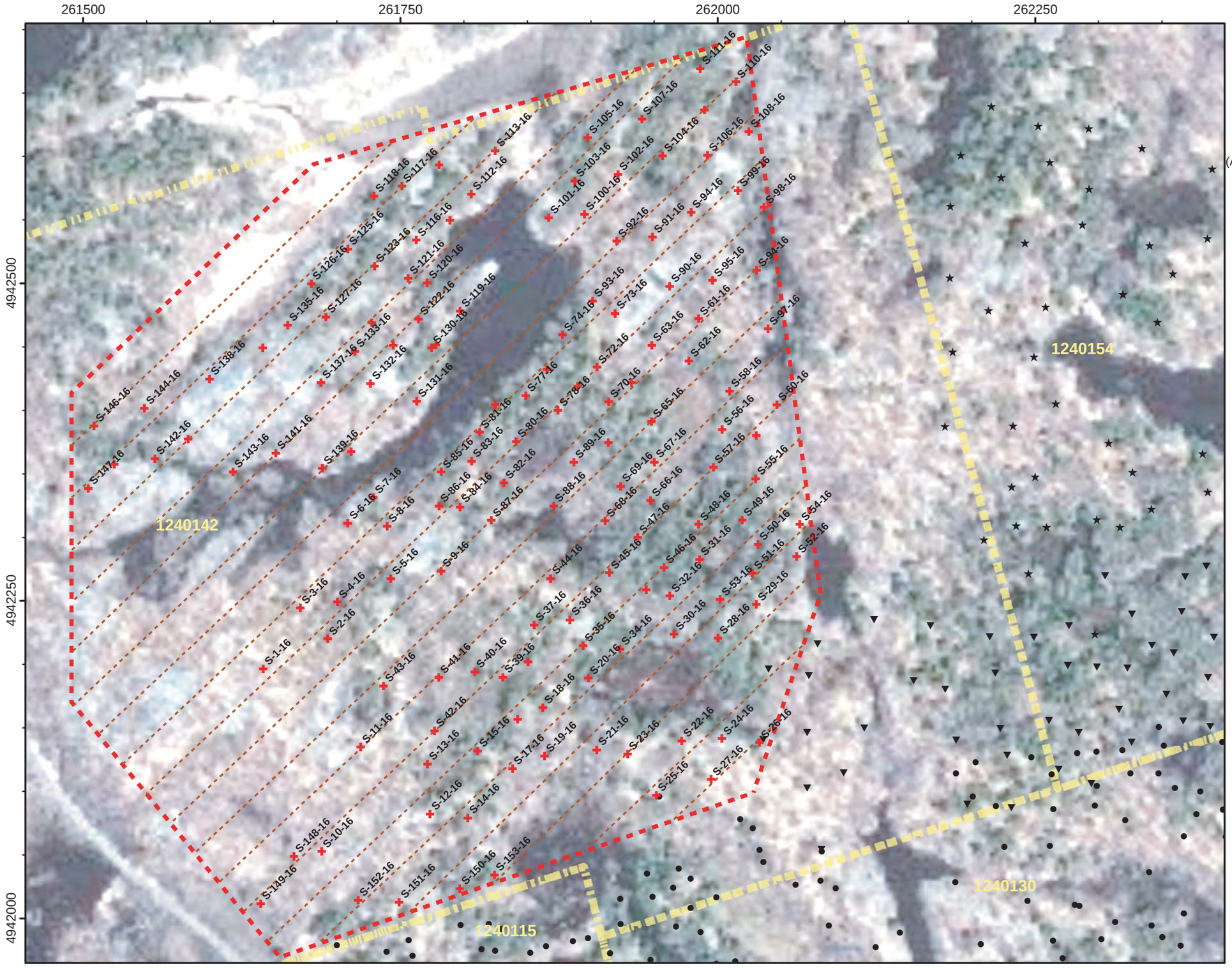

North American Datum 1983 UTM Zone 18

TRIGAN RESOURCES INC.
WEST GABBRO PROPERTY
BIOGEOCHEMICAL SURVEY
Claim No. 1240115, 1240130, 1240142, 1240150, 1240154 and 1240155
Township of Havelock-Belmont-Methuen

- 2015 Survey Area
- Sampling Location (ORE, 2009)
- Sampling Location (ORE, 2010)
- Sampling Location (ORE, 2012)
- Sampling Location (ORE, 2013)
- Sampling Location (ORE, 2014)
- Sampling Location (ORE, 2015)
- Sampling Location (ORE, 2016)
- Traverse Lines
- Claim Boundary

Scale: 1:3,000

0 50 100 200 m

Notes: Air photo provided by ESRI, DigitalGlobe (2011)

2009 & 2010 sample locations determined by differential global positioning system (dGPS, +/- 3.0 m)

2012 - 2015 sample locations determined by mapping-grade differential global positioning system (dGPS, +/- 2.0 m)

Claim boundary provided by Ministry of Northern Development and Mines (ClaimMaps, 2012)

TITLE

SAMPLE LOCATION PLAN

ORE Oakridge Environmental Ltd.
Environmental and Hydrogeological Services

PROJECT #	FIGURE NO.
16-2189	7
DATE November 2016	

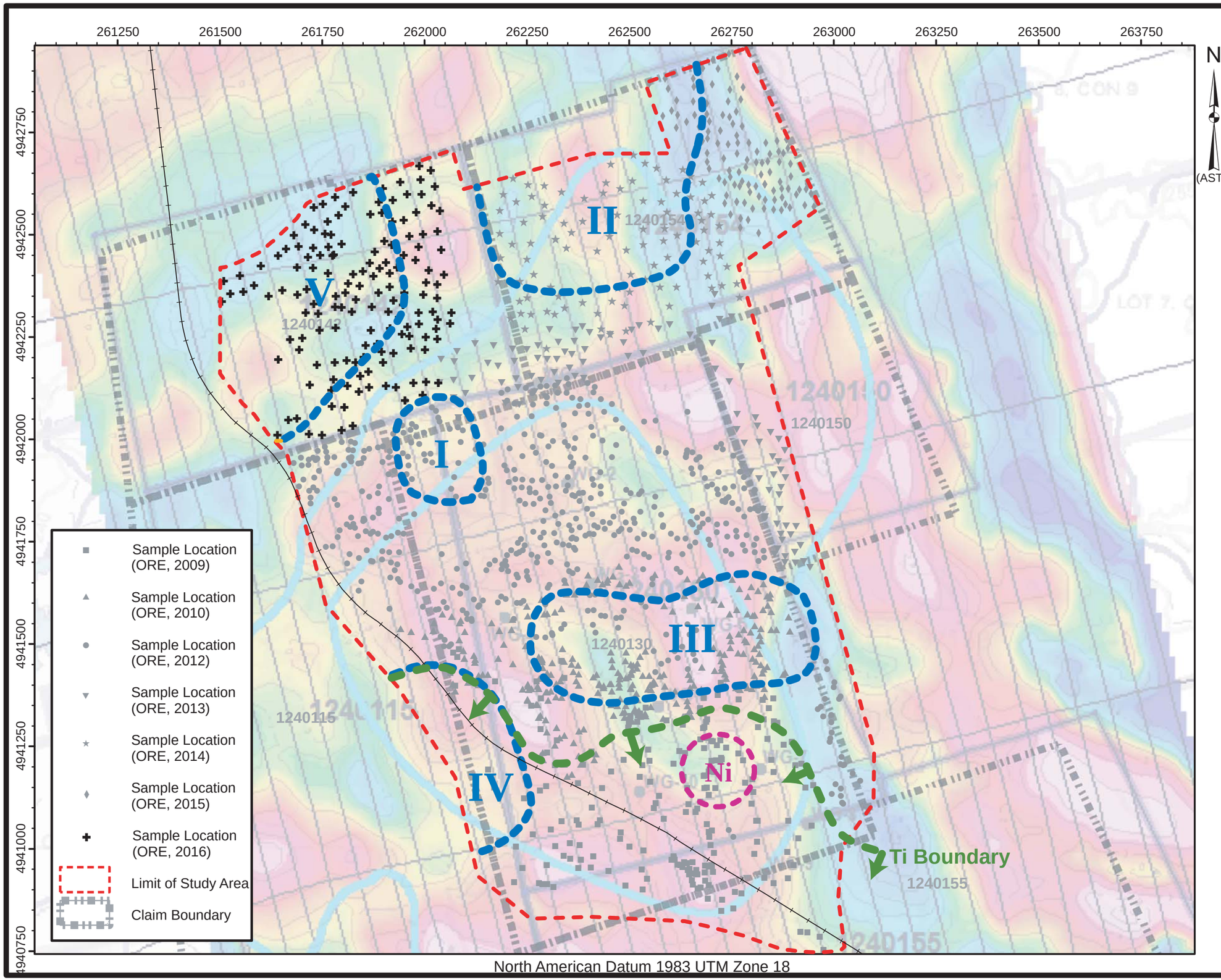

TRIGAN RESOURCES INC.
WEST GABBRO PROPERTY
BIOGEOCHEMICAL SURVEY
Claim No. 1240115, 1240130, 1240142, 1240150, 1240154 and 1240155
Township of Havelock-Belmont-Methuen

Anomaly I

Au, Mg, Mn, Ni (weak), Tl, V, Zn

Anomaly II

Al, Au, Cd, Ce, Mg, Mn, Pb, Rb, S (strong), Tl, Y, Zn, Na (depletion)

Anomaly III

Cd, Cs, Mg, Mn, Ni (weak), Pb, S, Tl, V, Y, Zn

Anomaly IV

Ba, Co, Cu, Fe, Li, Mo, Ni, S (weak), Zn

Anomaly V

Al, Ag, Cd, Mn, Na, Y

Scale: 1:9,000

0 125 250 500 m

Notes: Base map provided by JVX Ltd. Calculated Vertical Magnetic Gradient (2008)

2009 & 2010 sample locations determined by differential Global Positioning System (dGPS, +/- 3.0 m)

2012 - 2016 sample locations determined by mapping-grade differential Global Positioning System (dGPS, +/- 2.0 m)

Claim boundary provided by the Ministry of Northern Development and Mines (ClaimMaps, 2012)

TITLE

INTERPRETIVE PLAN

ORE Oakridge Environmental Ltd.
Environmental and Hydrogeological Services

PROJECT # 16-2189

DATE November 2016

FIGURE NO. **8**

APPENDIX A

2016 Laboratory Data

5835 COOPERS AVENUE
MISSISSAUGA, ONTARIO
CANADA L4Z 1Y2
TEL (905)712-5100
FAX (905)712-5122
http://www.agatlabs.com

CLIENT NAME: OAKRIDGE ENVIRONMENTAL LTD.
380 Armour Road, Suite 127
Peterborough, ON K9J6Z3
(705) 745-1181

ATTENTION TO: Dan MacIntyre

PROJECT: West Gabbro

AGAT WORK ORDER: 16T139333

MISCELLANEOUS ANALYSIS REVIEWED BY: Mike Muneswar, BSc (Chem), Senior Inorganic Analyst

DATE REPORTED: Nov 11, 2016

PAGES (INCLUDING COVER): 18

VERSION*: 1

Should you require any information regarding this analysis please contact your client services representative at (905) 712-5100

*NOTES

All samples will be disposed of within 30 days following analysis. Please contact the lab if you require additional sample storage time.

Member of: Association of Professional Engineers and Geoscientists of Alberta (APEGA)
Western Enviro-Agricultural Laboratory Association (WEALA)
Environmental Services Association of Alberta (ESAA)

AGAT Laboratories is accredited to ISO/IEC 17025 by the Canadian Association for Laboratory Accreditation Inc. (CALA) and/or Standards Council of Canada (SCC) for specific tests listed on the scope of accreditation. AGAT Laboratories (Mississauga) is also accredited by the Canadian Association for Laboratory Accreditation Inc. (CALA) for specific drinking water tests. Accreditations are location and parameter specific. A complete listing of parameters for each location is available from www.cala.ca and/or www.scc.ca. The tests in this report may not necessarily be included in the scope of accreditation.

Results relate only to the items tested and to all the items tested
All reportable information as specified by ISO 17025:2005 is available from AGAT Laboratories upon request

AGAT Laboratories

5835 COOPERS AVENUE
MISSISSAUGA, ONTARIO
CANADA L4Z 1Y2
TEL (905)712-5100
FAX (905)712-5122
http://www.agatlabs.com

Certificate of Analysis

AGAT WORK ORDER: 16T139333

PROJECT: West Gabbro

CLIENT NAME: OAKRIDGE ENVIRONMENTAL LTD.

ATTENTION TO: Dan MacIntyre

SAMPLING SITE:

SAMPLED BY:BP/DM/SG

Metals (Ash) - Oakridge

DATE RECEIVED: 2016-09-20 **DATE REPORTED: 2016-11-11**

		SAMPLE DESCRIPTION:		S - 1 - 16	S - 2 - 16	S - 3 - 16	S - 4 - 16	S - 5 - 16	S - 6 - 16	S - 7 - 16	S - 8 - 16
		SAMPLE TYPE:		Bark	Bark	Bark	Bark	Bark	Bark	Bark	Bark
		DATE SAMPLED:		2016-09-01	2016-09-01	2016-09-01	2016-09-01	2016-09-01	2016-09-01	2016-09-01	2016-09-01
Parameter	Unit	G / S	RDL	7932639	7932665	7932666	7932667	7932668	7932669	7932670	7932671
Aluminum	µg/g		5	19600	14400	28200	13400	29500	33500	22100	16900
Antimony	µg/g		0.8	6.0	1.4	1.4	1.6	1.5	1.9	1.3	1.5
Arsenic	µg/g		1	3	2	4	1	4	4	4	3
Barium	µg/g		2	812	1450	1400	2090	755	1520	1700	940
Beryllium	µg/g		0.5	1.5	<0.5	<0.5	<0.5	<0.5	<0.5	<0.5	<0.5
Bismuth	µg/g		0.1	2.6	0.4	0.7	0.5	0.8	1.1	0.8	0.6
Boron	µg/g		5	369	188	218	244	221	219	277	107
Cadmium	µg/g		0.5	59.7	45.8	45.3	42.0	54.2	51.0	55.1	23.3
Calcium	µg/g		10	195000	287000	216000	316000	258000	213000	233000	147000
Cerium	µg/g		0.01	14.2	6.18	13.5	7.68	13.7	20.8	18.3	10.7
Cesium	µg/g		0.01	6.98	6.28	5.47	1.78	6.35	8.85	19.8	2.00
Cobalt	µg/g		0.5	5.7	5.6	9.3	4.2	6.4	9.2	6.2	4.7
Chromium	µg/g		2	<2	7	16	6	14	26	18	11
Copper	µg/g		1	295	243	289	159	296	456	400	199
Gallium	ug/g		0.50	2.96	1.84	3.59	1.65	3.49	4.27	4.16	1.95
Germanium	µg/g		0.05	1.14	1.26	1.50	1.14	1.67	1.68	1.99	1.16
Gold	µg/g		0.01	0.02	0.02	0.03	<0.01	0.02	0.01	0.01	0.02
Hafnium	µg/g		0.02	0.08	0.15	0.32	0.09	0.21	0.18	0.17	0.54
Indium	µg/g		0.005	0.029	0.018	0.027	0.010	0.031	0.037	0.030	0.027
Iron	µg/g		50	<50	3970	8270	3140	7390	10200	11600	4500
Lanthanum	µg/g		0.1	7.3	3.5	7.0	4.2	7.6	10.5	8.2	5.5
Lead	µg/g		1	82	48	81	104	236	134	72	578
Lithium	µg/g		0.5	4.6	3.0	4.5	6.1	4.3	5.5	7.4	1.8
Magnesium	µg/g		10	11800	20500	22700	12700	20800	16900	15000	9290
Manganese	µg/g		5	7530	7350	13800	7330	10500	6930	8120	3150
Mercury	µg/g		0.10	<0.10	<0.10	<0.10	<0.10	<0.10	<0.10	<0.10	<0.10
Molybdenum	µg/g		0.5	5.9	1.9	3.2	1.4	3.2	5.1	4.1	2.3
Nickel	µg/g		1	38	68	51	24	51	52	44	30
Niobium	µg/g		0.05	0.75	1.43	1.82	0.23	1.21	1.05	1.00	0.84
Phosphorus	µg/g		5	16100	13800	19000	8430	18400	19400	23700	7140

Certified By:

Results relate only to the items tested and to all the items tested

AGAT Laboratories

5835 COOPERS AVENUE
MISSISSAUGA, ONTARIO
CANADA L4Z 1Y2
TEL (905)712-5100
FAX (905)712-5122
http://www.agatlabs.com

Certificate of Analysis

AGAT WORK ORDER: 16T139333

PROJECT: West Gabbro

CLIENT NAME: OAKRIDGE ENVIRONMENTAL LTD.

ATTENTION TO: Dan MacIntyre

SAMPLING SITE:

SAMPLED BY:BP/DM/SG

Metals (Ash) - Oakridge

DATE RECEIVED: 2016-09-20 **DATE REPORTED: 2016-11-11**

		SAMPLE DESCRIPTION:		S - 1 - 16	S - 2 - 16	S - 3 - 16	S - 4 - 16	S - 5 - 16	S - 6 - 16	S - 7 - 16	S - 8 - 16
		SAMPLE TYPE:		Bark	Bark	Bark	Bark	Bark	Bark	Bark	Bark
		DATE SAMPLED:		2016-09-01	2016-09-01	2016-09-01	2016-09-01	2016-09-01	2016-09-01	2016-09-01	2016-09-01
Parameter	Unit	G / S	RDL	7932639	7932665	7932666	7932667	7932668	7932669	7932670	7932671
Potassium	µg/g		10	27900	31700	39600	22600	33000	36000	38400	20800
Sodium	µg/g		10	953	1400	1450	4810	1560	1290	2070	1860
Rhenium	µg/g		0.001	0.002	0.004	0.002	<0.001	0.003	0.001	0.001	0.002
Rubidium	µg/g		0.1	182	218	368	126	238	259	395	138
Scandium	ug/g		0.50	1.30	0.78	1.46	0.52	1.45	1.95	1.87	0.71
Selenium	µg/g		0.8	8.2	3.3	8.0	2.1	6.3	8.4	6.3	5.2
Silver	µg/g		0.4	1.3	1.0	1.1	0.5	0.7	1.2	1.1	0.7
Strontium	µg/g		5	467	683	485	591	547	601	566	375
Sulfur	µg/g		20	14000	18200	23000	13400	24500	23300	22200	14700
Tantalum	µg/g		0.01	0.18	0.23	0.32	0.04	0.27	0.25	0.27	0.39
Tellurium	µg/g		0.01	<0.01	<0.01	<0.01	<0.01	<0.01	<0.01	<0.01	<0.01
Thallium	µg/g		0.4	1.2	1.1	5.5	<0.4	6.4	10.5	4.6	2.6
Thorium	µg/g		0.4	1.1	0.6	0.8	0.4	0.9	1.3	1.1	0.6
Tin	µg/g		1	1	2	5	2	3	5	3	7
Titanium	µg/g		5	216	86	263	95	211	277	297	75
Tungsten	ug/g		0.50	<0.50	<0.50	<0.50	<0.50	<0.50	<0.50	<0.50	<0.50
Uranium	µg/g		0.50	0.58	<0.50	<0.50	<0.50	0.51	0.61	0.64	<0.50
Vanadium	µg/g		1	24	12	27	10	25	33	27	34
Yttrium	µg/g		0.05	4.67	2.22	4.87	2.85	4.91	7.69	5.58	4.87
Zinc	µg/g		5	3380	3190	3990	2670	3630	3260	3010	1850
Zirconium	µg/g		0.5	1.6	2.1	6.1	2.2	3.7	3.8	3.3	4.6

Certified By:

Results relate only to the items tested and to all the items tested

AGAT Laboratories

5835 COOPERS AVENUE
MISSISSAUGA, ONTARIO
CANADA L4Z 1Y2
TEL (905)712-5100
FAX (905)712-5122
http://www.agatlabs.com

Certificate of Analysis

AGAT WORK ORDER: 16T139333

PROJECT: West Gabbro

CLIENT NAME: OAKRIDGE ENVIRONMENTAL LTD.

ATTENTION TO: Dan MacIntyre

SAMPLING SITE:

SAMPLED BY:BP/DM/SG

Metals (Ash) - Oakridge

DATE RECEIVED: 2016-09-20 **DATE REPORTED: 2016-11-11**

		SAMPLE DESCRIPTION:		S - 9 - 16	S - 10 - 16	S - 11 - 16	S - 12 - 16	S - 13 - 16	S - 14 - 16	S - 15 - 16	S - 16 - 16
		SAMPLE TYPE:		Bark	Bark	Bark	Bark	Bark	Bark	Bark	Bark
		DATE SAMPLED:		2016-09-01	2016-09-01	2016-09-01	2016-09-01	2016-09-01	2016-09-01	2016-09-01	2016-09-01
Parameter	Unit	G / S	RDL	7932672	7932673	7932674	7932675	7932676	7932677	7932679	7932680
Aluminum	µg/g		5	18800	11800	20900	22100	24300	17100	32300	39400
Antimony	µg/g		0.8	1.9	1.3	1.1	2.0	1.8	1.6	4.0	2.3
Arsenic	µg/g		1	4	2	4	4	3	3	7	10
Barium	µg/g		2	1180	845	1220	953	958	739	653	1160
Beryllium	µg/g		0.5	<0.5	<0.5	<0.5	<0.5	<0.5	<0.5	0.6	0.7
Bismuth	µg/g		0.1	1.0	0.4	0.8	1.0	0.9	0.7	1.7	1.6
Boron	µg/g		5	150	171	194	144	239	217	150	173
Cadmium	µg/g		0.5	64.2	54.6	58.8	50.7	34.4	66.5	34.8	32.1
Calcium	µg/g		10	270000	303000	242000	249000	269000	288000	235000	258000
Cerium	µg/g		0.01	15.9	7.71	18.9	20.4	17.2	12.2	23.7	24.6
Cesium	µg/g		0.01	5.55	1.92	7.93	9.64	11.5	7.48	6.96	7.92
Cobalt	µg/g		0.5	7.7	4.5	6.8	7.5	8.1	7.8	9.0	8.7
Chromium	µg/g		2	22	12	22	18	15	18	27	20
Copper	µg/g		1	289	240	297	331	297	319	299	401
Gallium	ug/g		0.50	3.75	1.80	4.02	4.10	3.31	2.69	4.95	4.66
Germanium	µg/g		0.05	1.74	1.32	2.10	1.90	1.77	1.53	2.46	2.25
Gold	µg/g		0.01	0.01	<0.01	0.01	<0.01	<0.01	0.01	<0.01	0.01
Hafnium	µg/g		0.02	0.12	0.06	0.16	0.15	0.15	0.10	0.14	0.11
Indium	µg/g		0.005	0.031	0.017	0.042	0.038	0.027	0.022	0.084	0.081
Iron	µg/g		50	8080	3980	13100	10700	7890	6180	12300	13800
Lanthanum	µg/g		0.1	7.7	3.8	9.6	10.0	8.6	6.1	11.3	11.7
Lead	µg/g		1	99	196	81	182	181	82	520	530
Lithium	µg/g		0.5	5.1	2.0	5.4	4.4	5.4	3.3	3.1	3.1
Magnesium	µg/g		10	18600	10800	10200	14500	22400	17300	11700	16100
Manganese	µg/g		5	11800	8820	8720	8930	6630	14100	3870	4890
Mercury	µg/g		0.10	<0.10	<0.10	<0.10	<0.10	<0.10	<0.10	<0.10	<0.10
Molybdenum	µg/g		0.5	4.2	2.2	4.5	5.6	3.6	3.9	6.4	6.2
Nickel	µg/g		1	70	31	36	52	63	59	54	57
Niobium	µg/g		0.05	0.56	0.32	0.48	0.50	0.34	0.34	0.56	0.45
Phosphorus	µg/g		5	20200	12700	14700	18100	14900	14300	12400	15400

Certified By:

Results relate only to the items tested and to all the items tested

AGAT Laboratories

5835 COOPERS AVENUE
MISSISSAUGA, ONTARIO
CANADA L4Z 1Y2
TEL (905)712-5100
FAX (905)712-5122
http://www.agatlabs.com

Certificate of Analysis

AGAT WORK ORDER: 16T139333

PROJECT: West Gabbro

CLIENT NAME: OAKRIDGE ENVIRONMENTAL LTD.

ATTENTION TO: Dan MacIntyre

SAMPLING SITE:

SAMPLED BY:BP/DM/SG

Metals (Ash) - Oakridge

DATE RECEIVED: 2016-09-20 **DATE REPORTED: 2016-11-11**

		SAMPLE DESCRIPTION:		S - 9 - 16	S - 10 - 16	S - 11 - 16	S - 12 - 16	S - 13 - 16	S - 14 - 16	S - 15 - 16	S - 16 - 16
		SAMPLE TYPE:		Bark	Bark	Bark	Bark	Bark	Bark	Bark	Bark
		DATE SAMPLED:		2016-09-01	2016-09-01	2016-09-01	2016-09-01	2016-09-01	2016-09-01	2016-09-01	2016-09-01
Parameter	Unit	G / S	RDL	7932672	7932673	7932674	7932675	7932676	7932677	7932679	7932680
Potassium	µg/g		10	32300	26400	25700	32800	30900	28500	27300	33700
Sodium	µg/g		10	1200	1050	1080	1410	3730	1760	2270	2350
Rhenium	µg/g		0.001	0.001	0.001	<0.001	0.001	<0.001	<0.001	0.002	0.001
Rubidium	µg/g		0.1	261	177	195	227	206	211	163	223
Scandium	ug/g		0.50	1.48	0.59	2.10	1.80	1.02	0.99	1.55	1.31
Selenium	µg/g		0.8	9.3	6.3	7.9	9.0	4.0	5.5	10.8	11.6
Silver	µg/g		0.4	0.5	1.2	1.3	2.1	1.0	0.8	0.8	0.5
Strontium	µg/g		5	470	460	518	416	571	356	425	562
Sulfur	µg/g		20	23600	22800	20800	25400	29100	23300	25100	27800
Tantalum	µg/g		0.01	0.18	0.11	0.15	0.11	0.03	0.12	0.14	0.16
Tellurium	µg/g		0.01	<0.01	<0.01	<0.01	<0.01	<0.01	<0.01	<0.01	<0.01
Thallium	µg/g		0.4	1.3	1.0	4.8	6.5	2.8	2.0	8.5	7.2
Thorium	µg/g		0.4	1.0	<0.4	1.5	1.3	1.0	0.8	1.9	1.3
Tin	µg/g		1	3	1	3	3	3	2	4	4
Titanium	µg/g		5	181	87	354	234	225	127	207	189
Tungsten	ug/g		0.50	0.51	<0.50	<0.50	0.57	<0.50	0.51	0.84	0.82
Uranium	µg/g		0.50	<0.50	<0.50	0.50	0.64	0.51	<0.50	0.95	1.02
Vanadium	µg/g		1	32	16	39	43	30	28	77	94
Yttrium	µg/g		0.05	5.85	2.86	6.74	7.78	6.68	4.62	10.3	10.9
Zinc	µg/g		5	4540	2960	4510	3570	3020	3530	3860	4090
Zirconium	µg/g		0.5	2.9	1.9	4.4	4.1	3.6	3.2	4.0	3.2

Certified By:

Results relate only to the items tested and to all the items tested

AGAT Laboratories

5835 COOPERS AVENUE
MISSISSAUGA, ONTARIO
CANADA L4Z 1Y2
TEL (905)712-5100
FAX (905)712-5122
http://www.agatlabs.com

Certificate of Analysis

AGAT WORK ORDER: 16T139333

PROJECT: West Gabbro

CLIENT NAME: OAKRIDGE ENVIRONMENTAL LTD.

ATTENTION TO: Dan MacIntyre

SAMPLING SITE:

SAMPLED BY:BP/DM/SG

Metals (Ash) - Oakridge

DATE RECEIVED: 2016-09-20 **DATE REPORTED: 2016-11-11**

		SAMPLE DESCRIPTION:		S - 17 - 16	S - 18 - 16	S - 19 - 16	S - 20 - 16	S - 21 - 16	S - 22 - 16	S - 23 - 16	S - 24 - 16
		SAMPLE TYPE:		Bark	Bark	Bark	Bark	Bark	Bark	Bark	Bark
		DATE SAMPLED:		2016-09-01	2016-09-01	2016-09-01	2016-09-01	2016-09-01	2016-09-01	2016-09-01	2016-09-01
Parameter	Unit	G / S	RDL	7932681	7932683	7932684	7932686	7932687	7932688	7932689	7932690
Aluminum	µg/g		5	22000	22900	29300	37500	32600	18600	28700	29400
Antimony	µg/g		0.8	0.9	2.1	1.9	1.5	1.9	1.8	1.5	2.2
Arsenic	µg/g		1	4	5	7	10	8	3	3	6
Barium	µg/g		2	808	831	1350	1860	1360	1750	1420	796
Beryllium	µg/g		0.5	0.5	0.5	0.6	0.6	<0.5	<0.5	<0.5	<0.5
Bismuth	µg/g		0.1	0.8	0.9	1.2	1.4	1.2	0.6	0.7	1.0
Boron	µg/g		5	152	142	147	158	221	193	291	210
Cadmium	µg/g		0.5	38.9	56.6	32.5	31.1	30.0	43.9	48.5	53.3
Calcium	µg/g		10	228000	262000	239000	212000	246000	297000	223000	262000
Cerium	µg/g		0.01	17.6	16.4	22.3	26.4	18.0	7.75	16.0	14.9
Cesium	µg/g		0.01	3.89	4.83	3.38	3.60	3.02	5.79	1.96	10.8
Cobalt	µg/g		0.5	7.1	7.2	10.8	8.5	9.2	10.0	10.4	11.8
Chromium	µg/g		2	22	14	22	41	36	9	16	18
Copper	µg/g		1	306	273	311	267	336	291	452	384
Gallium	ug/g		0.50	4.94	3.38	4.34	5.33	4.21	2.23	3.61	4.09
Germanium	µg/g		0.05	2.01	1.77	1.88	1.58	1.56	1.35	1.89	1.81
Gold	µg/g		0.01	<0.01	<0.01	<0.01	0.02	0.02	0.01	0.01	0.11
Hafnium	µg/g		0.02	0.13	0.12	0.14	0.06	0.18	0.31	0.21	0.27
Indium	µg/g		0.005	0.036	0.035	0.041	0.081	0.054	0.022	0.028	0.036
Iron	µg/g		50	14200	9780	10900	11400	8780	5130	10900	8600
Lanthanum	µg/g		0.1	8.4	7.7	10.6	12.5	8.7	3.9	7.6	7.6
Lead	µg/g		1	123	424	271	937	435	39	57	64
Lithium	µg/g		0.5	7.6	4.1	5.1	6.0	5.0	4.4	6.7	4.5
Magnesium	µg/g		10	17700	19900	16700	14800	17700	18900	28500	26500
Manganese	µg/g		5	9470	11300	6940	6170	6270	10400	9880	11900
Mercury	µg/g		0.10	<0.10	<0.10	<0.10	<0.10	<0.10	<0.10	<0.10	<0.10
Molybdenum	µg/g		0.5	3.3	4.1	5.5	6.6	5.4	2.5	3.3	4.5
Nickel	µg/g		1	43	70	47	44	46	55	37	85
Niobium	µg/g		0.05	0.31	0.43	0.49	0.39	0.93	1.86	1.68	1.35
Phosphorus	µg/g		5	15000	17800	17100	13300	13300	12300	17000	17900

Certified By:

Results relate only to the items tested and to all the items tested

AGAT Laboratories

5835 COOPERS AVENUE
MISSISSAUGA, ONTARIO
CANADA L4Z 1Y2
TEL (905)712-5100
FAX (905)712-5122
http://www.agatlabs.com

Certificate of Analysis

AGAT WORK ORDER: 16T139333

PROJECT: West Gabbro

CLIENT NAME: OAKRIDGE ENVIRONMENTAL LTD.

ATTENTION TO: Dan MacIntyre

SAMPLING SITE:

SAMPLED BY:BP/DM/SG

Metals (Ash) - Oakridge

DATE RECEIVED: 2016-09-20 **DATE REPORTED: 2016-11-11**

		SAMPLE DESCRIPTION:		S - 17 - 16	S - 18 - 16	S - 19 - 16	S - 20 - 16	S - 21 - 16	S - 22 - 16	S - 23 - 16	S - 24 - 16
		SAMPLE TYPE:		Bark	Bark	Bark	Bark	Bark	Bark	Bark	Bark
		DATE SAMPLED:		2016-09-01	2016-09-01	2016-09-01	2016-09-01	2016-09-01	2016-09-01	2016-09-01	2016-09-01
Parameter	Unit	G / S	RDL	7932681	7932683	7932684	7932686	7932687	7932688	7932689	7932690
Potassium	µg/g		10	32800	38000	28000	33000	34200	33400	56100	46500
Sodium	µg/g		10	975	1590	1320	2090	3190	1630	3040	1910
Rhenium	µg/g		0.001	<0.001	<0.001	<0.001	<0.001	0.002	0.002	0.002	0.001
Rubidium	µg/g		0.1	217	243	174	211	237	396	133	467
Scandium	ug/g		0.50	2.06	1.09	1.99	1.94	1.50	0.84	1.63	1.38
Selenium	µg/g		0.8	6.2	8.1	8.3	9.9	8.8	4.8	5.1	7.5
Silver	µg/g		0.4	1.0	0.9	0.9	1.2	0.8	0.9	1.1	0.9
Strontium	µg/g		5	329	450	520	643	584	651	551	424
Sulfur	µg/g		20	22100	27000	23300	22100	25300	20400	25700	30000
Tantalum	µg/g		0.01	0.10	0.11	0.12	0.14	0.26	0.30	0.34	0.31
Tellurium	µg/g		0.01	<0.01	<0.01	<0.01	<0.01	<0.01	<0.01	<0.01	<0.01
Thallium	µg/g		0.4	4.0	2.4	4.5	5.7	1.2	<0.4	0.6	5.4
Thorium	µg/g		0.4	1.1	0.8	1.4	1.6	1.3	0.6	1.0	0.9
Tin	µg/g		1	2	3	3	3	4	2	2	3
Titanium	µg/g		5	495	172	309	294	211	121	329	227
Tungsten	ug/g		0.50	<0.50	<0.50	0.56	0.61	0.68	<0.50	<0.50	0.63
Uranium	µg/g		0.50	0.53	0.53	0.75	1.20	0.92	<0.50	<0.50	<0.50
Vanadium	µg/g		1	41	38	43	68	53	16	29	33
Yttrium	µg/g		0.05	6.86	6.52	7.89	9.75	6.91	2.96	5.76	5.31
Zinc	µg/g		5	3670	4590	2740	2530	3090	3870	5810	5540
Zirconium	µg/g		0.5	3.5	3.9	4.1	2.0	3.6	2.9	3.2	4.0

Certified By:

Results relate only to the items tested and to all the items tested

AGAT Laboratories

5835 COOPERS AVENUE
MISSISSAUGA, ONTARIO
CANADA L4Z 1Y2
TEL (905)712-5100
FAX (905)712-5122
http://www.agatlabs.com

Certificate of Analysis

AGAT WORK ORDER: 16T139333

PROJECT: West Gabbro

CLIENT NAME: OAKRIDGE ENVIRONMENTAL LTD.

ATTENTION TO: Dan MacIntyre

SAMPLING SITE:

SAMPLED BY:BP/DM/SG

Metals (Ash) - Oakridge

DATE RECEIVED: 2016-09-20 **DATE REPORTED: 2016-11-11**

		SAMPLE DESCRIPTION:		S - 25 - 16	S - 26 - 16	S - 27 - 16	S - 28 - 16	S - 29 - 16	S - 30 - 16	S - 31 - 16	S - 32 - 16
		SAMPLE TYPE:		Bark	Bark	Bark	Bark	Bark	Bark	Bark	Bark
		DATE SAMPLED:		2016-09-01	2016-09-01	2016-09-01	2016-09-01	2016-09-01	2016-09-01	2016-09-01	2016-09-01
Parameter	Unit	G / S	RDL	7932693	7932695	7932696	7932698	7932700	7932701	7932703	7932704
Aluminum	µg/g		5	23300	20400	20300	24800	22500	19900	25600	26300
Antimony	µg/g		0.8	1.2	2.3	1.3	2.0	2.0	1.3	1.7	2.2
Arsenic	µg/g		1	7	4	3	4	4	3	6	5
Barium	µg/g		2	1370	1440	1120	1130	1530	1210	695	1520
Beryllium	µg/g		0.5	0.5	0.5	<0.5	<0.5	<0.5	<0.5	<0.5	0.5
Bismuth	µg/g		0.1	1.1	1.0	0.7	1.0	0.9	0.6	1.4	1.2
Boron	µg/g		5	171	128	125	126	119	193	107	122
Cadmium	µg/g		0.5	28.5	44.4	42.6	65.5	44.0	37.6	33.9	58.3
Calcium	µg/g		10	178000	267000	285000	267000	264000	264000	238000	263000
Cerium	µg/g		0.01	21.1	17.9	12.3	14.6	15.5	11.0	22.5	22.0
Cesium	µg/g		0.01	3.65	3.47	1.00	11.2	6.79	9.24	4.64	3.15
Cobalt	µg/g		0.5	9.1	10.1	7.0	11.9	11.2	8.3	7.4	9.3
Chromium	µg/g		2	33	16	9	17	15	16	24	17
Copper	µg/g		1	253	335	279	230	228	339	300	249
Gallium	ug/g		0.50	6.81	3.29	2.93	3.25	3.57	2.77	4.72	4.06
Germanium	µg/g		0.05	2.36	1.63	1.46	1.70	1.71	1.76	1.79	1.74
Gold	µg/g		0.01	0.01	0.01	<0.01	<0.01	<0.01	<0.01	<0.01	<0.01
Hafnium	µg/g		0.02	0.26	0.09	0.12	0.15	0.08	0.18	0.18	0.16
Indium	µg/g		0.005	0.057	0.032	0.022	0.026	0.038	0.020	0.052	0.041
Iron	µg/g		50	16400	7780	5980	7500	6730	7030	10700	8800
Lanthanum	µg/g		0.1	10.7	8.5	5.9	7.1	8.2	5.5	11.1	10.5
Lead	µg/g		1	174	288	91	166	493	81	283	371
Lithium	µg/g		0.5	8.8	4.2	2.9	3.9	3.8	3.7	5.3	3.3
Magnesium	µg/g		10	19400	16800	14000	21500	23000	20800	13600	19000
Manganese	µg/g		5	7180	8140	8450	14400	9560	6770	4930	8540
Mercury	µg/g		0.10	<0.10	<0.10	<0.10	<0.10	<0.10	<0.10	<0.10	<0.10
Molybdenum	µg/g		0.5	5.1	4.4	3.3	4.5	4.2	3.1	4.9	4.7
Nickel	µg/g		1	40	60	61	61	62	38	44	69
Niobium	µg/g		0.05	0.81	0.70	0.47	0.52	0.48	0.59	0.44	0.43
Phosphorus	µg/g		5	15200	10300	10500	11200	12500	12700	12000	12400

Certified By:

Results relate only to the items tested and to all the items tested

AGAT Laboratories

5835 COOPERS AVENUE
MISSISSAUGA, ONTARIO
CANADA L4Z 1Y2
TEL (905)712-5100
FAX (905)712-5122
http://www.agatlabs.com

Certificate of Analysis

AGAT WORK ORDER: 16T139333

PROJECT: West Gabbro

CLIENT NAME: OAKRIDGE ENVIRONMENTAL LTD.

ATTENTION TO: Dan MacIntyre

SAMPLING SITE:

SAMPLED BY:BP/DM/SG

Metals (Ash) - Oakridge

DATE RECEIVED: 2016-09-20 **DATE REPORTED: 2016-11-11**

		SAMPLE DESCRIPTION:		S - 25 - 16	S - 26 - 16	S - 27 - 16	S - 28 - 16	S - 29 - 16	S - 30 - 16	S - 31 - 16	S - 32 - 16
		SAMPLE TYPE:		Bark	Bark	Bark	Bark	Bark	Bark	Bark	Bark
		DATE SAMPLED:		2016-09-01	2016-09-01	2016-09-01	2016-09-01	2016-09-01	2016-09-01	2016-09-01	2016-09-01
Parameter	**Unit**	**G / S**	**RDL**	**7932693**	**7932695**	**7932696**	**7932698**	**7932700**	**7932701**	**7932703**	**7932704**
Potassium	µg/g		10	34300	32400	25600	28600	33100	33100	21500	28800
Sodium	µg/g		10	2150	1970	1450	1350	1520	1230	1180	1410
Rhenium	µg/g		0.001	0.001	0.001	0.001	<0.001	0.001	<0.001	<0.001	<0.001
Rubidium	µg/g		0.1	179	265	104	219	315	268	126	181
Scandium	ug/g		0.50	3.16	1.05	0.91	1.19	1.32	1.19	2.01	1.30
Selenium	µg/g		0.8	8.2	8.7	6.5	7.7	8.5	5.0	8.8	11.3
Silver	µg/g		0.4	1.2	0.6	0.6	0.6	0.8	0.7	1.6	0.6
Strontium	µg/g		5	392	538	375	813	604	475	380	545
Sulfur	µg/g		20	22800	25900	21400	26400	25900	24000	27400	31000
Tantalum	µg/g		0.01	0.18	0.20	0.13	0.14	0.16	0.16	0.12	0.13
Tellurium	µg/g		0.01	<0.01	<0.01	<0.01	<0.01	<0.01	<0.01	<0.01	<0.01
Thallium	µg/g		0.4	1.8	0.6	0.5	3.1	3.4	3.9	3.6	4.0
Thorium	µg/g		0.4	1.8	0.7	0.7	0.8	0.8	0.7	1.5	1.0
Tin	µg/g		1	4	2	2	3	2	2	4	3
Titanium	µg/g		5	678	165	177	207	174	170	281	169
Tungsten	ug/g		0.50	<0.50	0.50	<0.50	<0.50	<0.50	<0.50	<0.50	0.54
Uranium	µg/g		0.50	0.94	0.52	<0.50	<0.50	0.53	<0.50	0.75	0.58
Vanadium	µg/g		1	45	42	28	38	37	22	42	47
Yttrium	µg/g		0.05	7.36	7.23	5.10	5.83	5.84	4.22	8.91	9.39
Zinc	µg/g		5	2460	3740	3870	3910	3390	4130	3250	3530
Zirconium	µg/g		0.5	5.2	1.8	2.6	3.4	1.6	3.8	4.8	4.2

Certified By:

Results relate only to the items tested and to all the items tested

AGAT Laboratories

5835 COOPERS AVENUE
MISSISSAUGA, ONTARIO
CANADA L4Z 1Y2
TEL (905)712-5100
FAX (905)712-5122
http://www.agatlabs.com

Certificate of Analysis

AGAT WORK ORDER: 16T139333

PROJECT: West Gabbro

CLIENT NAME: OAKRIDGE ENVIRONMENTAL LTD.

ATTENTION TO: Dan MacIntyre

SAMPLING SITE:

SAMPLED BY:BP/DM/SG

Metals (Ash) - Oakridge

DATE RECEIVED: 2016-09-20 **DATE REPORTED: 2016-11-11**

		SAMPLE DESCRIPTION:		S - 33 - 16	S - 34 - 16	S - 35 - 16	S - 36 - 16	S - 37 - 16	S - 38 - 16	S - 39 - 16	S - 40 - 16
		SAMPLE TYPE:		Bark	Bark	Bark	Bark	Bark	Bark	Bark	Bark
		DATE SAMPLED:		2016-09-01	2016-09-01	2016-09-01	2016-09-01	2016-09-01	2016-09-01	2016-09-01	2016-09-01
Parameter	Unit	G / S	RDL	7932706	7932708	7932710	7932712	7932713	7932714	7932715	7932716
Aluminum	µg/g		5	25800	31900	23200	28300	16900	27200	34300	24700
Antimony	µg/g		0.8	1.6	1.1	2.5	1.6	1.1	1.8	1.1	2.6
Arsenic	µg/g		1	4	5	4	3	3	5	4	5
Barium	µg/g		2	1430	1450	680	863	1360	1310	917	868
Beryllium	µg/g		0.5	<0.5	<0.5	<0.5	<0.5	<0.5	<0.5	<0.5	0.5
Bismuth	µg/g		0.1	1.2	1.0	0.9	0.8	0.6	1.2	0.7	1.8
Boron	µg/g		5	163	188	136	189	225	224	310	104
Cadmium	µg/g		0.5	37.6	37.7	56.2	41.5	84.5	31.5	26.0	22.6
Calcium	µg/g		10	243000	232000	273000	262000	269000	242000	227000	272000
Cerium	µg/g		0.01	20.6	18.8	15.4	11.7	8.96	17.6	14.3	34.2
Cesium	µg/g		0.01	6.28	10.9	6.59	10.6	8.78	6.02	8.72	4.17
Cobalt	µg/g		0.5	7.7	10.6	6.2	8.0	6.5	9.4	5.8	7.5
Chromium	µg/g		2	21	31	18	14	30	28	16	21
Copper	µg/g		1	237	333	283	298	274	316	253	298
Gallium	ug/g		0.50	3.98	4.03	3.43	3.28	2.72	4.30	3.72	4.54
Germanium	µg/g		0.05	1.93	1.81	1.74	1.67	1.37	2.17	1.85	2.36
Gold	µg/g		0.01	<0.01	<0.01	<0.01	<0.01	<0.01	<0.01	<0.01	<0.01
Hafnium	µg/g		0.02	0.17	0.15	0.15	0.17	0.09	0.15	0.14	0.09
Indium	µg/g		0.005	0.038	0.042	0.029	0.023	0.026	0.054	0.030	0.056
Iron	µg/g		50	9270	9930	7090	7180	5180	10200	8380	11600
Lanthanum	µg/g		0.1	10.1	9.5	7.3	5.9	4.7	8.6	7.7	17.0
Lead	µg/g		1	418	420	148	114	177	835	194	639
Lithium	µg/g		0.5	5.1	4.7	3.6	3.3	4.1	5.5	5.1	2.9
Magnesium	µg/g		10	19200	17000	18700	21600	20400	15400	20600	10800
Manganese	µg/g		5	8540	8670	15100	14900	13300	6210	4670	2610
Mercury	µg/g		0.10	<0.10	<0.10	<0.10	<0.10	<0.10	<0.10	<0.10	<0.10
Molybdenum	µg/g		0.5	4.6	3.5	4.2	3.3	2.4	4.9	3.3	7.2
Nickel	µg/g		1	75	51	73	82	78	59	26	49
Niobium	µg/g		0.05	0.43	0.48	0.41	0.47	0.29	0.39	0.48	0.32
Phosphorus	µg/g		5	13200	15800	13300	13700	13600	14100	12800	7390

Certified By:

Results relate only to the items tested and to all the items tested

AGAT Laboratories

5835 COOPERS AVENUE
MISSISSAUGA, ONTARIO
CANADA L4Z 1Y2
TEL (905)712-5100
FAX (905)712-5122
http://www.agatlabs.com

Certificate of Analysis

AGAT WORK ORDER: 16T139333

PROJECT: West Gabbro

CLIENT NAME: OAKRIDGE ENVIRONMENTAL LTD.

ATTENTION TO: Dan MacIntyre

SAMPLING SITE:

SAMPLED BY:BP/DM/SG

Metals (Ash) - Oakridge

DATE RECEIVED: 2016-09-20 **DATE REPORTED: 2016-11-11**

		SAMPLE DESCRIPTION:		S - 33 - 16	S - 34 - 16	S - 35 - 16	S - 36 - 16	S - 37 - 16	S - 38 - 16	S - 39 - 16	S - 40 - 16
		SAMPLE TYPE:		Bark	Bark	Bark	Bark	Bark	Bark	Bark	Bark
		DATE SAMPLED:		2016-09-01	2016-09-01	2016-09-01	2016-09-01	2016-09-01	2016-09-01	2016-09-01	2016-09-01
Parameter	**Unit**	**G / S**	**RDL**	**7932706**	**7932708**	**7932710**	**7932712**	**7932713**	**7932714**	**7932715**	**7932716**
Potassium	µg/g		10	31500	32200	35700	37900	38200	42300	56000	19900
Sodium	µg/g		10	1430	1150	1200	1190	1370	2070	1730	1100
Rhenium	µg/g		0.001	0.001	0.001	<0.001	0.001	<0.001	0.002	0.001	0.001
Rubidium	µg/g		0.1	208	255	246	386	290	327	343	116
Scandium	ug/g		0.50	1.53	1.42	1.09	1.06	0.86	1.51	1.43	1.67
Selenium	µg/g		0.8	8.0	9.2	7.7	7.0	5.1	8.3	5.5	10.8
Silver	µg/g		0.4	0.7	1.9	0.7	0.6	1.5	1.4	1.5	0.5
Strontium	µg/g		5	513	567	364	461	648	466	517	470
Sulfur	µg/g		20	26700	29800	25200	22900	25300	27600	22200	27500
Tantalum	µg/g		0.01	0.14	0.18	0.12	0.14	0.10	0.12	0.15	0.09
Tellurium	µg/g		0.01	<0.01	<0.01	<0.01	<0.01	<0.01	<0.01	<0.01	<0.01
Thallium	µg/g		0.4	3.7	7.5	5.2	7.2	2.1	2.4	7.9	3.3
Thorium	µg/g		0.4	1.1	1.2	0.8	0.6	0.6	0.9	0.9	1.6
Tin	µg/g		1	3	3	3	2	2	3	3	3
Titanium	µg/g		5	187	213	147	156	116	236	226	213
Tungsten	ug/g		0.50	0.51	<0.50	<0.50	<0.50	<0.50	0.52	<0.50	0.64
Uranium	µg/g		0.50	0.60	0.55	<0.50	<0.50	<0.50	0.70	0.58	0.94
Vanadium	µg/g		1	40	32	34	25	19	45	26	67
Yttrium	µg/g		0.05	7.81	6.59	6.15	4.34	3.33	6.56	5.56	14.4
Zinc	µg/g		5	3740	4940	3910	3580	4170	2070	2380	2550
Zirconium	µg/g		0.5	4.2	4.1	3.9	4.2	2.5	3.8	3.9	2.6

Comments: RDL - Reported Detection Limit; G / S - Guideline / Standard

7932639-7932716 Samples were ashed in a muffle furnace at 550oC. The ashed material was digested with concentrated HNO3/HCl and digestates analysed using ICP/MS and ICP/OES. The results reported are concentrations of the elements in the ashed material.

Certified By:

Results relate only to the items tested and to all the items tested

AGAT Laboratories

5835 COOPERS AVENUE
MISSISSAUGA, ONTARIO
CANADA L4Z 1Y2
TEL (905)712-5100
FAX (905)712-5122
http://www.agatlabs.com

Quality Assurance

CLIENT NAME: OAKRIDGE ENVIRONMENTAL LTD. **AGAT WORK ORDER: 16T139333**

PROJECT: West Gabbro **ATTENTION TO: Dan MacIntyre**

SAMPLING SITE: **SAMPLED BY:BP/DM/SG**

Miscellaneous Analysis

RPT Date: Nov 11, 2016			DUPLICATE				REFERENCE MATERIAL			METHOD BLANK SPIKE			MATRIX SPIKE		
PARAMETER	Batch	Sample Id	Dup #1	Dup #2	RPD	Method Blank	Measured Value	Acceptable Limits		Recovery	Acceptable Limits		Recovery	Acceptable Limits	
								Lower	Upper		Lower	Upper		Lower	Upper
Metals (Ash) - Oakridge															
Aluminum	7932639	7932639	17000	23800	33.3%	< 5	115%	70%	130%	105%	80%	120%	93%	70%	130%
Antimony	7932639	7932639	1.3	1.4	NA	< 0.8	98%	70%	130%	94%	80%	120%	93%	70%	130%
Arsenic	7932639	7932639	2	4	NA	< 1	88%	70%	130%	95%	80%	120%	94%	70%	130%
Barium	7932639	7932639	713	802	11.7%	< 2	107%	70%	130%	100%	80%	120%	86%	70%	130%
Beryllium	7932639	7932639	< 0.5	< 0.5	NA	< 0.5	123%	70%	130%	99%	80%	120%	92%	70%	130%
Bismuth	7932639	7932639	0.5	0.9	57.1%	< 0.1	97%	70%	130%	102%	80%	120%	94%	70%	130%
Boron	7932639	7932639	236	272	14.2%	< 5	88%	70%	130%	101%	80%	120%	77%	70%	130%
Cadmium	7932639	7932639	62.7	66.9	6.5%	< 0.5	107%	70%	130%	109%	80%	120%	86%	70%	130%
Calcium	7932639	7932639	195000	239000	20.3%	< 10	80%	70%	130%	97%	80%	120%	100%	70%	130%
Cerium	7932639	7932639	14.2	19.0	28.9%	< 0.01	97%	70%	130%	99%	80%	120%	99%	70%	130%
Cesium	7932639	7932639	6.98	7.9	12.4%	< 0.01	102%	70%	130%	104%	80%	120%	101%	70%	130%
Cobalt	7932639	7932639	5.1	6.5	24.1%	< 0.5	98%	70%	130%	100%	80%	120%	94%	70%	130%
Chromium	7932639	7932639	23	20	14.0%	< 2	130%	70%	130%	111%	80%	120%	91%	70%	130%
Copper	7932639	7932639	256	353	31.9%	< 1	84%	70%	130%	103%	80%	120%	107%	70%	130%
Gallium	7932639	7932639	2.96	4.48	40.9%	< 0.50	97%	70%	130%	99%	80%	120%	109%	70%	130%
Germanium	7932639	7932639	1.14	1.79	44.4%	< 0.05	99%	70%	130%	101%	80%	120%	106%	70%	130%
Gold	7932639	7932639	0.02	0.02	NA	< 0.01	103%	70%	130%	106%	80%	120%	109%	70%	130%
Hafnium	7932639	7932639	0.08	0.23	NA	< 0.02	100%	70%	130%	104%	80%	120%	101%	70%	130%
Indium	7932639	7932639	0.029	0.029	0.0%	< 0.005	98%	70%	130%	101%	80%	120%	102%	70%	130%
Iron	7932639	7932639	7750	11100	35.5%	< 50	88%	70%	130%	119%	80%	120%	128%	70%	130%
Lanthanum	7932639	7932639	7.3	9.9	30.2%	< 0.1	99%	70%	130%	100%	80%	120%	98%	70%	130%
Lead	7932639	7932639	73	74	1.4%	< 1	103%	70%	130%	102%	80%	120%	93%	70%	130%
Lithium	7932639	7932639	4.6	6.09	27.9%	< 0.5	83%	70%	130%	98%	80%	120%	90%	70%	130%
Magnesium	7932639	7932639	11800	15300	25.8%	< 10	102%	70%	130%	97%	80%	120%	96%	70%	130%
Manganese	7932639	7932639	6830	7990	15.7%	< 5	97%	70%	130%	102%	80%	120%	108%	70%	130%
Mercury	7932639	7932639	< 0.10	< 0.10	NA	< 0.10	95%	70%	130%	94%	80%	120%	90%	70%	130%
Molybdenum	7932639	7932639	3.8	5.4	34.8%	< 0.5	80%	70%	130%	101%	80%	120%	104%	70%	130%
Nickel	7932639	7932639	36	43	17.7%	< 1	97%	70%	130%	100%	80%	120%	89%	70%	130%
Niobium	7932639	7932639	0.75	0.92	20.4%	< 0.05	97%	70%	130%	98%	80%	120%	100%	70%	130%
Phosphorus	7932639	7932639	20100	21000	4.4%	< 5	100%	70%	130%	109%	80%	120%	99%	70%	130%
Potassium	7932639	7932639	27900	36200	25.9%	< 10	100%	70%	130%	95%	80%	120%	95%	70%	130%
Sodium	7932639	7932639	953	1730	57.9%	< 10	108%	70%	130%	94%	80%	120%	94%	70%	130%
Rhenium	7932639	7932639	0.002	< 0.001	NA	< 0.001	98%	70%	130%	103%	80%	120%	107%	70%	130%
Rubidium	7932639	7932639	182	235	25.4%	< 0.1	101%	70%	130%	100%	80%	120%	100%	70%	130%
Scandium	7932639	7932639	1.30	2.18	NA	< 0.50	100%	70%	130%	102%	80%	120%	107%	70%	130%
Selenium	7932639	7932639	3.4	6.4	NA	< 0.8	82%	70%	130%	102%	80%	120%	102%	70%	130%
Silver	7932639	7932639	2.0	2.2	9.5%	< 0.4	93%	70%	130%	104%	80%	120%	100%	70%	130%
Strontium	7932639	7932639	440	546	21.5%	< 5	121%	70%	130%	100%	80%	120%	85%	70%	130%
Sulfur	7932639	7932639	14000	22300	45.7%	< 20	NA	70%	130%	110%	80%	120%	109%	70%	130%

AGAT Laboratories is accredited to ISO/IEC 17025 by the Canadian Association for Laboratory Accreditation Inc. (CALA) and/or Standards Council of Canada (SCC) for specific tests listed on the scope of accreditation. AGAT Laboratories (Mississauga) is also accredited by the Canadian Association for Laboratory Accreditation Inc. (CALA) for specific drinking water tests. Accreditations are location and parameter specific. A complete listing of parameters for each location is available from www.cala.ca and/or www.scc.ca. The tests in this report may not necessarily be included in the scope of accreditation.

Results relate only to the items tested and to all the items tested

AGAT Laboratories

5835 COOPERS AVENUE
MISSISSAUGA, ONTARIO
CANADA L4Z 1Y2
TEL (905)712-5100
FAX (905)712-5122
http://www.agatlabs.com

Quality Assurance

CLIENT NAME: OAKRIDGE ENVIRONMENTAL LTD. **AGAT WORK ORDER: 16T139333**

PROJECT: West Gabbro **ATTENTION TO: Dan MacIntyre**

SAMPLING SITE: **SAMPLED BY:BP/DM/SG**

Miscellaneous Analysis (Continued)

RPT Date: Nov 11, 2016			DUPLICATE				REFERENCE MATERIAL			METHOD BLANK SPIKE			MATRIX SPIKE		
PARAMETER	Batch	Sample Id	Dup #1	Dup #2	RPD	Method Blank	Measured Value	Acceptable Limits		Recovery	Acceptable Limits		Recovery	Acceptable Limits	
								Lower	Upper		Lower	Upper		Lower	Upper
Tantalum	7932639	7932639	0.18	0.21	15.4%	< 0.01	93%	70%	130%	91%	80%	120%	95%	70%	130%
Tellurium	7932639	7932639	< 0.01	< 0.01	NA	< 0.01	101%	70%	130%	104%	80%	120%	109%	70%	130%
Thallium	7932639	7932639	4.4	5.2	16.7%	< 0.4	92%	70%	130%	96%	80%	120%	90%	70%	130%
Thorium	7932639	7932639	1.1	1.5	NA	< 0.4	99%	70%	130%	103%	80%	120%	101%	70%	130%
Tin	7932639	7932639	2	4	NA	< 1	92%	70%	130%	93%	80%	120%	94%	70%	130%
Titanium	7932639	7932639	203	290	35.3%	< 5	70%	70%	130%	96%	80%	120%	73%	70%	130%
Tungsten	7932639	7932639	< 0.50	< 0.50	NA	< 0.50	100%	70%	130%	104%	80%	120%	103%	70%	130%
Uranium	7932639	7932639	< 0.50	0.63	NA	< 0.50	116%	70%	130%	99%	80%	120%	97%	70%	130%
Vanadium	7932639	7932639	23	34	38.6%	< 1	105%	70%	130%	102%	80%	120%	95%	70%	130%
Yttrium	7932639	7932639	4.67	6.72	36.0%	< 0.05	99%	70%	130%	100%	80%	120%	104%	70%	130%
Zinc	7932639	7932639	2960	3210	8.1%	< 5	98%	70%	130%	106%	80%	120%	118%	70%	130%
Zirconium	7932639	7932639	1.6	1.6	NA	< 0.5	91%	70%	130%	99%	80%	120%	98%	70%	130%

Comments: NA signifies Not Applicable.
Duplicate Qualifier: As the measured result approaches the RL, the uncertainty associated with the value increases dramatically, thus duplicate acceptance limits apply only where the average of the two duplicates is greater than five times the RL.

Metals (Ash) - Oakridge

Aluminum	7932687	7932687	32600	35900	9.6%	< 5	108%	70%	130%	108%	80%	120%	104%	70%	130%
Antimony	7932687	7932687	1.9	2.0	NA	< 0.8	105%	70%	130%	95%	80%	120%	99%	70%	130%
Arsenic	7932687	7932687	8	7	13.3%	< 1	82%	70%	130%	95%	80%	120%	98%	70%	130%
Barium	7932687	7932687	1360	1020	28.6%	< 2	102%	70%	130%	98%	80%	120%	93%	70%	130%
Beryllium	7932687	7932687	< 0.5	< 0.5	NA	< 0.5	106%	70%	130%	105%	80%	120%	100%	70%	130%
Bismuth	7932687	7932687	1.2	1.0	18.2%	< 0.1	100%	70%	130%	105%	80%	120%	100%	70%	130%
Boron	7932687	7932687	221	258	15.4%	< 5	80%	70%	130%	102%	80%	120%	97%	70%	130%
Cadmium	7932687	7932687	30.0	31.9	6.1%	< 0.5	100%	70%	130%	111%	80%	120%	108%	70%	130%
Calcium	7932687	7932687	246000	258000	4.8%	< 10	86%	70%	130%	98%	80%	120%	100%	70%	130%
Cerium	7932687	7932687	18.0	17.9	0.6%	< 0.01	97%	70%	130%	98%	80%	120%	99%	70%	130%
Cesium	7932687	7932687	3.02	3.00	0.7%	< 0.01	100%	70%	130%	101%	80%	120%	102%	70%	130%
Cobalt	7932687	7932687	9.2	9.89	7.2%	< 0.5	89%	70%	130%	100%	80%	120%	99%	70%	130%
Chromium	7932687	7932687	36	23	44.1%	< 2	118%	70%	130%	114%	80%	120%	100%	70%	130%
Copper	7932687	7932687	336	333	0.9%	< 1	79%	70%	130%	104%	80%	120%	88%	70%	130%
Gallium	7932687	7932687	4.21	4.21	0.0%	< 0.50	97%	70%	130%	96%	80%	120%	107%	70%	130%
Germanium	7932687	7932687	1.56	1.63	4.4%	< 0.05	98%	70%	130%	100%	80%	120%	109%	70%	130%
Gold	7932687	7932687	0.02	< 0.01	NA	< 0.01	103%	70%	130%	104%	80%	120%	105%	70%	130%
Hafnium	7932687	7932687	0.18	0.07	NA	< 0.02	102%	70%	130%	102%	80%	120%	100%	70%	130%
Indium	7932687	7932687	0.054	0.045	18.2%	< 0.005	99%	70%	130%	98%	80%	120%	101%	70%	130%
Iron	7932687	7932687	8780	9380	6.6%	< 50	83%	70%	130%	113%	80%	120%	109%	70%	130%
Lanthanum	7932687	7932687	8.7	8.7	0.0%	< 0.1	98%	70%	130%	99%	80%	120%	99%	70%	130%
Lead	7932687	7932687	435	327	28.3%	< 1	97%	70%	130%	104%	80%	120%	91%	70%	130%

AGAT Laboratories is accredited to ISO/IEC 17025 by the Canadian Association for Laboratory Accreditation Inc. (CALA) and/or Standards Council of Canada (SCC) for specific tests listed on the scope of accreditation. AGAT Laboratories (Mississauga) is also accredited by the Canadian Association for Laboratory Accreditation Inc. (CALA) for specific drinking water tests. Accreditations are location and parameter specific. A complete listing of parameters for each location is available from www.cala.ca and/or www.scc.ca. The tests in this report may not necessarily be included in the scope of accreditation.

Results relate only to the items tested and to all the items tested

AGAT Laboratories

5835 COOPERS AVENUE
MISSISSAUGA, ONTARIO
CANADA L4Z 1Y2
TEL (905)712-5100
FAX (905)712-5122
http://www.agatlabs.com

Quality Assurance

CLIENT NAME: OAKRIDGE ENVIRONMENTAL LTD.
AGAT WORK ORDER: 16T139333
PROJECT: West Gabbro
ATTENTION TO: Dan MacIntyre
SAMPLING SITE:
SAMPLED BY:BP/DM/SG

Miscellaneous Analysis (Continued)

RPT Date: Nov 11, 2016			DUPLICATE				REFERENCE MATERIAL			METHOD BLANK SPIKE			MATRIX SPIKE		
PARAMETER	Batch	Sample Id	Dup #1	Dup #2	RPD	Method Blank	Measured Value	Acceptable Limits		Recovery	Acceptable Limits		Recovery	Acceptable Limits	
								Lower	Upper		Lower	Upper		Lower	Upper
Lithium	7932687	7932687	5.0	5.6	11.3%	< 0.5	76%	70%	130%	102%	80%	120%	101%	70%	130%
Magnesium	7932687	7932687	17700	18900	6.6%	< 10	88%	70%	130%	98%	80%	120%	92%	70%	130%
Manganese	7932687	7932687	6270	6920	9.9%	< 5	90%	70%	130%	102%	80%	120%	83%	70%	130%
Mercury	7932687	7932687	< 0.10	< 0.10	NA	< 0.10	96%	70%	130%	92%	80%	120%	93%	70%	130%
Molybdenum	7932687	7932687	5.4	5.0	7.7%	< 0.5	76%	70%	130%	102%	80%	120%	108%	70%	130%
Nickel	7932687	7932687	46	42	9.1%	< 1	88%	70%	130%	100%	80%	120%	96%	70%	130%
Niobium	7932687	7932687	0.93	0.77	18.8%	< 0.05	93%	70%	130%	96%	80%	120%	101%	70%	130%
Phosphorus	7932687	7932687	13300	14600	9.3%	< 5	86%	70%	130%	101%	80%	120%	98%	70%	130%
Potassium	7932687	7932687	34200	37100	8.1%	< 10	100%	70%	130%	96%	80%	120%	94%	70%	130%
Sodium	7932687	7932687	3190	3390	6.1%	< 10	122%	70%	130%	95%	80%	120%	93%	70%	130%
Rhenium	7932687	7932687	0.002	0.001	NA	< 0.001	102%	70%	130%	100%	80%	120%	106%	70%	130%
Rubidium	7932687	7932687	237	247	4.1%	< 0.1	97%	70%	130%	99%	80%	120%	107%	70%	130%
Scandium	7932687	7932687	1.50	1.39	NA	< 0.50	100%	70%	130%	101%	80%	120%	108%	70%	130%
Selenium	7932687	7932687	8.8	9.1	3.4%	< 0.8	79%	70%	130%	103%	80%	120%	109%	70%	130%
Silver	7932687	7932687	0.8	1.0	NA	< 0.4	100%	70%	130%	106%	80%	120%	104%	70%	130%
Strontium	7932687	7932687	584	634	8.2%	< 5	110%	70%	130%	103%	80%	120%	96%	70%	130%
Sulfur	7932687	7932687	25300	26800	5.8%	< 20	132%	70%	130%	112%	80%	120%	108%	70%	130%
Tantalum	7932687	7932687	0.26	0.24	8.0%	< 0.01	89%	70%	130%	91%	80%	120%	98%	70%	130%
Tellurium	7932687	7932687	< 0.01	< 0.01	NA	< 0.01	100%	70%	130%	100%	80%	120%	106%	70%	130%
Thallium	7932687	7932687	1.2	0.7	NA	< 0.4	96%	70%	130%	95%	80%	120%	93%	70%	130%
Thorium	7932687	7932687	1.3	0.9	NA	< 0.4	102%	70%	130%	103%	80%	120%	102%	70%	130%
Tin	7932687	7932687	4	3	NA	< 1	94%	70%	130%	94%	80%	120%	98%	70%	130%
Titanium	7932687	7932687	211	239	12.4%	< 5	103%	70%	130%	100%	80%	120%	88%	70%	130%
Tungsten	7932687	7932687	0.68	0.63	NA	< 0.50	100%	70%	130%	102%	80%	120%	103%	70%	130%
Uranium	7932687	7932687	0.92	0.80	NA	< 0.50	105%	70%	130%	99%	80%	120%	101%	70%	130%
Vanadium	7932687	7932687	53	52	1.9%	< 1	94%	70%	130%	102%	80%	120%	104%	70%	130%
Yttrium	7932687	7932687	6.91	6.93	0.3%	< 0.05	96%	70%	130%	98%	80%	120%	105%	70%	130%
Zinc	7932687	7932687	3090	3180	2.9%	< 5	94%	70%	130%	107%	80%	120%	117%	70%	130%
Zirconium	7932687	7932687	3.6	1.3	NA	< 0.5	99%	70%	130%	101%	80%	120%	104%	70%	130%

Comments: NA signifies Not Applicable.
Duplicate Qualifier: As the measured result approaches the RL, the uncertainty associated with the value increases dramatically, thus duplicate acceptance limits apply only where the average of the two duplicates is greater than five times the RL.

Certified By:

AGAT Laboratories is accredited to ISO/IEC 17025 by the Canadian Association for Laboratory Accreditation Inc. (CALA) and/or Standards Council of Canada (SCC) for specific tests listed on the scope of accreditation. AGAT Laboratories (Mississauga) is also accredited by the Canadian Association for Laboratory Accreditation Inc. (CALA) for specific drinking water tests. Accreditations are location and parameter specific. A complete listing of parameters for each location is available from www.cala.ca and/or www.scc.ca. The tests in this report may not necessarily be included in the scope of accreditation.

Results relate only to the items tested and to all the items tested

5835 COOPERS AVENUE
MISSISSAUGA, ONTARIO
CANADA L4Z 1Y2
TEL (905)712-5100
FAX (905)712-5122
http://www.agatlabs.com

QA Violation

CLIENT NAME: OAKRIDGE ENVIRONMENTAL LTD. **AGAT WORK ORDER: 16T139333**

PROJECT: West Gabbro **ATTENTION TO: Dan MacIntyre**

RPT Date: Nov 11, 2016			REFERENCE MATERIAL			METHOD BLANK SPIKE			MATRIX SPIKE		
PARAMETER	Sample Id	Sample Description	Measured Value	Acceptable Limits		Recovery	Acceptable Limits		Recovery	Acceptable Limits	
				Lower	Upper		Lower	Upper		Lower	Upper
Metals (Ash) - Oakridge											
Sulfur	7932687	S - 2 - 16	132%	70%	130%	112%	80%	120%	108%	70%	130%

Comments: NA signifies Not Applicable.
Duplicate Qualifier: As the measured result approaches the RL, the uncertainty associated with the value increases dramatically, thus duplicate acceptance limits apply only where the average of the two duplicates is greater than five times the RL.

AGAT Laboratories is accredited to ISO/IEC 17025 by the Canadian Association for Laboratory Accreditation Inc. (CALA) and/or Standards Council of Canada (SCC) for specific tests listed on the scope of accreditation. AGAT Laboratories (Mississauga) is also accredited by the Canadian Association for Laboratory Accreditation Inc. (CALA) for specific drinking water tests. Accreditations are location and parameter specific. A complete listing of parameters for each location is available from www.cala.ca and/or www.scc.ca. The tests in this report may not necessarily be included in the scope of accreditation.

Results relate only to the items tested and to all the items tested

AGAT Laboratories

5835 COOPERS AVENUE
MISSISSAUGA, ONTARIO
CANADA L4Z 1Y2
TEL (905)712-5100
FAX (905)712-5122
http://www.agatlabs.com

Method Summary

CLIENT NAME: OAKRIDGE ENVIRONMENTAL LTD. **AGAT WORK ORDER: 16T139333**

PROJECT: West Gabbro **ATTENTION TO: Dan MacIntyre**

SAMPLING SITE: **SAMPLED BY:BP/DM/SG**

PARAMETER	AGAT S.O.P	LITERATURE REFERENCE	ANALYTICAL TECHNIQUE
Miscellaneous Analysis			
Aluminum	MET-93-6103	EPA SW-846 3050B & 6020A	ICP-MS
Antimony	MET-93-6103	EPA SW-846 3050B & 6020A	ICP-MS
Arsenic	MET-93-6103	EPA SW-846 3050B & 6020A	ICP-MS
Barium	MET-93-6103	EPA SW-846 3050B & 6020A	ICP-MS
Beryllium	MET-93-6103	EPA SW-846 3050B & 6020A	ICP-MS
Bismuth	MET-93-6103	EPA SW-846 3050B & 6020A	ICP-MS
Boron	MET-93-6103	EPA SW-846 3050B & 6020A	ICP-MS
Cadmium	MET-93-6103	EPA SW-846 3050B & 6020A	ICP-MS
Calcium	MET-93-6105	EPA SW-846 3050B & 6010C	ICP/OES
Cerium	MET-93-6103	EPA SW-846 3050B & 6020A	ICP-MS
Cesium	MET-93-6103	EPA SW-846 3050B & 6020A	ICP-MS
Cobalt	MET-93-6103	EPA SW-846 3050B & 6020A	ICP-MS
Chromium	MET-93-6103	EPA SW-846 3050B & 6020A	ICP-MS
Copper	MET-93-6103	EPA SW-846 3050B & 6020A	ICP-MS
Gallium	MET-93-6103	EPA SW-846 3050B & 6020A	ICP-MS
Germanium	MET-93-6103	EPA SW-846 3050B & 6020A	ICP-MS
Gold	MET-93-6103	EPA SW-846 3050B & 6020A	ICP-MS
Hafnium	MET-93-6103	EPA SW-846 3050B & 6020A	ICP-MS
Indium	MET-93-6103	EPA SW-846 3050B & 6020A	ICP-MS
Iron	MET-93-6103	EPA SW-846 3050B & 6020A	ICP-MS
Lanthanum	MET-93-6103	EPA SW-846 3050B & 6020A	ICP-MS
Lead	MET-93-6103	EPA SW-846 3050B & 6020A	ICP-MS
Lithium	MET-93-6103	EPA SW-846 3050B & 6020A	ICP-MS
Magnesium	MET-93-6105	EPA SW-846 3050B & 6010C	ICP/OES
Manganese	MET-93-6103	EPA SW-846 3050B & 6020A	ICP-MS
Mercury	MET-93-6103	EPA SW-846 3050B & 6020A	ICP-MS
Molybdenum	MET-93-6103	EPA SW-846 3050B & 6020A	ICP-MS
Nickel	MET-93-6103	EPA SW-846 3050B & 6020A	ICP-MS
Niobium	MET-93-6103	EPA SW-846 3050B & 6020A	ICP-MS
Phosphorus	MET-93-6103	EPA SW-846 3050B & 6020A	ICP-MS
Potassium	MET-93-6105	EPA SW-846 3050B & 6010C	ICP/OES
Sodium	MET-93-6105	EPA SW-846 3050B & 6010C	ICP/OES
Rhenium	MET-93-6103	EPA SW-846 3050B & 6020A	ICP-MS
Rubidium	MET-93-6103	EPA SW-846 3050B & 6020A	ICP-MS
Scandium	MET-93-6103	EPA SW-846 3050B & 6020A	ICP-MS
Selenium	MET-93-6103	EPA SW-846 3050B & 6020A	ICP-MS
Silver	MET-93-6103	EPA SW-846 3050B & 6020A	ICP-MS
Strontium	MET-93-6103	EPA SW-846 3050B & 6020A	ICP-MS
Sulfur	MET-93-6105	EPA SW-846-3050B & 6010C	ICP/OES
Tantalum	MET-93-6103	EPA SW-846 3050B & 6020A	ICP-MS
Tellurium	MET-93-6103	EPA SW-846 3050B & 6020A	ICP-MS
Thallium	MET-93-6103	EPA SW-846 3050B & 6020A	ICP-MS
Thorium	MET-93-6103	EPA SW-846 3050B & 6020A	ICP-MS
Tin	MET-93-6103	EPA SW-846 3050B & 6020A	ICP-MS
Titanium	MET-93-6103	EPA SW-846 3050B & 6020A	ICP-MS
Tungsten	MET-93-6103	EPA SW-846 3050B & 6020A	ICP-MS
Uranium	MET-93-6103	EPA SW-846 3050B & 6020A	ICP-MS
Vanadium	MET-93-6103	EPA SW-846 3050B & 6020A	ICP-MS
Yttrium	MET-93-6103	EPA SW-846 3050B & 6020A	ICP-MS

Results relate only to the items tested and to all the items tested

5835 COOPERS AVENUE
MISSISSAUGA, ONTARIO
CANADA L4Z 1Y2
TEL (905)712-5100
FAX (905)712-5122
http://www.agatlabs.com

Method Summary

CLIENT NAME: OAKRIDGE ENVIRONMENTAL LTD.

AGAT WORK ORDER: 16T139333

PROJECT: West Gabbro

ATTENTION TO: Dan MacIntyre

SAMPLING SITE:

SAMPLED BY:BP/DM/SG

PARAMETER	AGAT S.O.P	LITERATURE REFERENCE	ANALYTICAL TECHNIQUE
Zinc	MET-93-6103	EPA SW-846 3050B & 6020A	ICP-MS
Zirconium	MET-93-6103	EPA SW-846 3050B & 6020A	ICP-MS

Results relate only to the items tested and to all the items tested

Box 1 of 2

AGAT Laboratories

5835 Coopers Avenue
Mississauga, Ontario L4Z 1Y2
Ph: 905.712.5100 Fax: 905.712.5122
webearth.agatlabs.com

Chain of Custody Record

If this is a Drinking Water sample, please use Drinking Water Chain of Custody Form (potable water intended for human consumption)

Laboratory Use Only
Work Order #: 16T 139333
Cooler Quantity:
Arrival Temperatures:
Custody Seal Intact: ☐Yes ☐No ☐N/A
Notes:

Report Information:
Company: OAKRIDGE ENVIRONMENTAL LTD.
Contact: DAN MACINTYRE
Address: 320 ARMOUR RD. SUITE 127
PETERBOROUGH, ON K9H 7L7
Phone: 705-745-1181 Fax: 705-745-4163
Reports to be sent to:
1. Email: dan@oakridgeenvironmental.com
2. Email:

Regulatory Requirements: ☒ No Regulatory Requirement
(Please check all applicable boxes)
☐ Regulation 153/04
Table (Indicate One) ☐ Ind/Com ☐ Res/Park ☐ Agriculture
Soil Texture (Check One) ☐ Coarse ☐ Fine
☐ Sewer Use ☐ Sanitary ☐ Storm
Region (Indicate One)
☐ Regulation 558
☐ CCME
☐ Prov. Water Quality Objectives (PWQO)
☐ Other (Indicate One)

Is this submission for a **Record of Site Condition?** ☐ Yes ☒ No

Report Guideline on Certificate of Analysis ☐ Yes ☒ No

Turnaround Time (TAT) Required:
Regular TAT ☒ 5 to 7 Business Days
Rush TAT (Rush Surcharges Apply)
☐ 3 Business Days ☐ 2 Business Days ☐ 1 Business Day
OR Date Required (Rush Surcharges May Apply):
Please provide prior notification for rush TAT
**TAT is exclusive of weekends and statutory holidays*

Project Information:
Project: ~~16-2189~~ West Gabbro
Site Location: West Gabbro
Sampled By: BP/DM/SG
AGAT Quote #: 145749 PO: 16-2189
Please note: If quotation number is not provided, client will be billed full price for analysis.

Invoice Information: Bill To Same: Yes ☑ No ☐
Company:
Contact:
Address:
Email:

Sample Matrix Legend
B Biota
GW Ground Water
O Oil
P Paint
S Soil
SD Sediment
SW Surface Water

Sample Identification	Date Sampled	Time Sampled	# of Containers	Sample Matrix	Comments/ Special Instructions	Field Filtered - Metals, Hg, CrVI (Please Circle) Y / N	Metals and Inorganics	Metal Scan	Hydride Forming Metals	Client Custom Metals	ORPs: ☐ B-HWS ☐ Cl⁻ ☐ CN⁻ ☐ Cr⁶⁺ ☐ EC ☐ FOC ☐ NO_3/NO_2 ☐ Total N ☐ Hg ☐ pH ☐ SAR (Check Applicable)	Nutrients: ☐ TP ☐ NH_3 ☐ TKN ☐ NO_3 ☐ NO_2 ☐ NO_3/NO_2 (Check Applicable)	Volatiles: ☐ VOC ☐ BTEX ☐ THM (Check Applicable)	CCME Fractions 1 to 4	ABNs	PAHs	Chlorophenols	PCBs	Organochlorine Pesticides	TCLP Metals/Inorganics	Sewer Use	X ICP-MS AS PER QUOTE
S-1-16 TO S-153-16	VARIOUS	VARIOUS	153	BARK	Reported in µg/g of ash	N																	

Samples Relinquished By (Print Name and Sign)	Date	Time	Samples Received By (Print Name and Sign)	Date	Time
DAN MACINTYRE	09/19/16	1PM	SIMON	16/9/20	10
~~DAN MACINTYRE~~					

Page ____ of ____
N°:

Pink Copy - Client | Yellow Copy - AGAT | White Copy- AGAT

5835 COOPERS AVENUE
MISSISSAUGA, ONTARIO
CANADA L4Z 1Y2
TEL (905)712-5100
FAX (905)712-5122
http://www.agatlabs.com

CLIENT NAME: OAKRIDGE ENVIRONMENTAL LTD.
380 Armour Road, Suite 127
Peterborough, ON K9J6Z3
(705) 745-1181

ATTENTION TO: Dan MacIntyre

PROJECT: West Gabbro

AGAT WORK ORDER: 16T149622

DATE REPORTED: Nov 11, 2016

PAGES (INCLUDING COVER): 17

VERSION*: 1

Should you require any information regarding this analysis please contact your client services representative at (905) 712-5100

*NOTES

All samples will be disposed of within 30 days following analysis. Please contact the lab if you require additional sample storage time.

Member of: Association of Professional Engineers and Geoscientists of Alberta (APEGA)
Western Enviro-Agricultural Laboratory Association (WEALA)
Environmental Services Association of Alberta (ESAA)

AGAT Laboratories is accredited to ISO/IEC 17025 by the Canadian Association for Laboratory Accreditation Inc. (CALA) and/or Standards Council of Canada (SCC) for specific tests listed on the scope of accreditation. AGAT Laboratories (Mississauga) is also accredited by the Canadian Association for Laboratory Accreditation Inc. (CALA) for specific drinking water tests. Accreditations are location and parameter specific. A complete listing of parameters for each location is available from www.cala.ca and/or www.scc.ca. The tests in this report may not necessarily be included in the scope of accreditation.

Results relate only to the items tested and to all the items tested
All reportable information as specified by ISO 17025:2005 is available from AGAT Laboratories upon request

AGAT Laboratories

5835 COOPERS AVENUE
MISSISSAUGA, ONTARIO
CANADA L4Z 1Y2
TEL (905)712-5100
FAX (905)712-5122
http://www.agatlabs.com

Certificate of Analysis

AGAT WORK ORDER: 16T149622

PROJECT: West Gabbro

CLIENT NAME: OAKRIDGE ENVIRONMENTAL LTD.

ATTENTION TO: Dan MacIntyre

SAMPLING SITE:

SAMPLED BY:BP/DM/SG

Metals (Ash) - Oakridge

DATE RECEIVED: 2016-09-20

DATE REPORTED: 2016-11-11

		SAMPLE DESCRIPTION:		S - 41 - 16	S - 42 - 16	S - 43 - 16	S - 44 - 16	S - 45 - 16	S - 46 - 16	S - 47 - 16	S - 48 - 16
		SAMPLE TYPE:		Bark	Bark	Bark	Bark	Bark	Bark	Bark	Bark
		DATE SAMPLED:		2016-09-01	2016-09-01	2016-09-01	2016-09-02	2016-09-02	2016-09-02	2016-09-02	2016-09-02
Parameter	Unit	G / S	RDL	7932760	7932762	7932763	7932764	7932765	7932766	7932767	7932768
Aluminum	µg/g		5	21500	28400	19700	20500	30000	25600	20300	30300
Antimony	µg/g		0.8	3.2	3.2	2.1	1.8	2.6	2.0	1.4	2.3
Arsenic	µg/g		1	4	7	3	3	5	4	3	3
Barium	µg/g		2	1880	512	1480	1130	878	632	1340	501
Beryllium	µg/g		0.5	<0.5	0.5	<0.5	<0.5	<0.5	<0.5	<0.5	<0.5
Bismuth	µg/g		0.1	1.4	1.4	0.9	0.9	1.1	1.4	0.9	1.4
Boron	µg/g		5	150	207	99	80	220	91	108	127
Cadmium	µg/g		0.5	31.6	29.5	47.9	57.2	23.8	57.6	37.8	44.6
Calcium	µg/g		100	265000	259000	257000	277000	241000	256000	282000	241000
Cerium	µg/g		0.01	26.9	23.6	15.2	17.2	19.6	21.2	14.7	26.6
Cesium	µg/g		0.01	3.74	6.24	7.01	3.16	7.23	4.29	1.18	6.96
Cobalt	µg/g		0.5	5.5	6.7	7.0	8.9	9.9	5.7	8.0	7.3
Chromium	µg/g		2	19	23	16	14	18	21	11	17
Copper	µg/g		1	277	461	211	225	326	183	174	321
Gallium	ug/g		0.50	4.38	4.47	3.72	3.54	3.90	4.58	2.83	4.88
Germanium	µg/g		0.05	2.47	2.36	1.87	2.07	2.37	1.94	1.65	2.22
Gold	µg/g		0.01	0.01	0.02	<0.01	<0.01	<0.01	<0.01	<0.01	<0.01
Hafnium	µg/g		0.02	0.28	0.18	0.13	0.27	0.30	0.18	0.09	0.19
Indium	µg/g		0.005	0.058	0.070	0.040	0.028	0.041	0.051	0.028	0.046
Iron	µg/g		50	10500	11100	8100	6970	7780	8080	5540	9270
Lanthanum	µg/g		0.1	14.7	11.4	7.5	8.1	10.2	10.0	7.2	13.0
Lead	µg/g		1	710	1090	428	278	426	795	332	525
Lithium	µg/g		0.5	6.3	6.2	4.6	4.6	6.9	5.0	4.0	5.1
Magnesium	µg/g		100	10600	11900	17400	20000	20800	16900	20600	16600
Manganese	µg/g		5	3890	3640	9240	8120	4130	13000	8070	6370
Mercury	µg/g		0.10	<0.10	<0.10	<0.10	<0.10	<0.10	<0.10	<0.10	<0.10
Molybdenum	µg/g		0.5	5.2	6.6	3.7	3.3	5.3	4.5	3.4	5.3
Nickel	µg/g		1	30	49	72	74	52	64	49	53
Niobium	µg/g		0.05	1.11	1.95	0.91	1.00	1.29	0.56	0.43	0.68
Phosphorus	µg/g		5	10200	14600	12900	8190	11600	10900	8510	10800

Certified By:

Results relate only to the items tested and to all the items tested

AGAT Laboratories

5835 COOPERS AVENUE
MISSISSAUGA, ONTARIO
CANADA L4Z 1Y2
TEL (905)712-5100
FAX (905)712-5122
http://www.agatlabs.com

Certificate of Analysis

AGAT WORK ORDER: 16T149622

PROJECT: West Gabbro

CLIENT NAME: OAKRIDGE ENVIRONMENTAL LTD.

ATTENTION TO: Dan MacIntyre

SAMPLING SITE:

SAMPLED BY:BP/DM/SG

Metals (Ash) - Oakridge

DATE RECEIVED: 2016-09-20

DATE REPORTED: 2016-11-11

		SAMPLE DESCRIPTION:		S - 41 - 16	S - 42 - 16	S - 43 - 16	S - 44 - 16	S - 45 - 16	S - 46 - 16	S - 47 - 16	S - 48 - 16
		SAMPLE TYPE:		Bark	Bark	Bark	Bark	Bark	Bark	Bark	Bark
		DATE SAMPLED:		2016-09-01	2016-09-01	2016-09-01	2016-09-02	2016-09-02	2016-09-02	2016-09-02	2016-09-02
Parameter	Unit	G / S	RDL	7932760	7932762	7932763	7932764	7932765	7932766	7932767	7932768
Potassium	µg/g		100	23500	33200	24300	20100	32400	22900	26700	22400
Sodium	µg/g		100	2390	3490	1290	1100	2480	1140	1180	1260
Rhenium	µg/g		0.001	0.001	0.009	0.002	<0.001	<0.001	0.001	<0.001	<0.001
Rubidium	µg/g		0.1	141	182	167	137	251	177	128	160
Scandium	ug/g		0.50	1.88	1.54	1.69	1.48	1.83	1.52	1.02	1.55
Selenium	µg/g		0.8	8.9	9.1	5.8	5.4	6.0	5.3	5.0	5.6
Silver	µg/g		0.4	1.2	0.9	1.0	1.2	0.9	0.7	0.9	1.0
Strontium	µg/g		5	515	437	519	643	646	359	419	406
Sulfur	µg/g		200	23500	27400	21600	18300	18900	19200	17000	20900
Tantalum	µg/g		0.01	0.31	0.36	0.20	0.23	0.36	0.16	0.15	0.24
Tellurium	µg/g		0.01	<0.01	<0.01	<0.01	<0.01	<0.01	<0.01	<0.01	<0.01
Thallium	µg/g		0.4	<0.4	1.8	1.6	1.9	1.0	2.5	0.5	3.3
Thorium	µg/g		0.4	1.7	1.3	1.0	1.0	1.3	1.0	0.7	1.3
Tin	µg/g		1	4	4	3	3	3	4	3	5
Titanium	µg/g		5	239	221	220	210	240	207	139	215
Tungsten	ug/g		0.50	0.64	0.79	<0.50	<0.50	0.66	<0.50	<0.50	0.56
Uranium	µg/g		0.50	0.80	1.03	0.53	<0.50	0.71	0.67	<0.50	0.68
Vanadium	µg/g		1	48	74	33	34	42	46	32	41
Yttrium	µg/g		0.05	10.6	9.81	5.57	7.09	7.67	8.64	6.02	12.0
Zinc	µg/g		5	2210	3350	3050	3250	3040	3430	3330	3640
Zirconium	µg/g		0.5	5.4	2.5	1.9	3.1	4.1	3.4	1.7	3.4

Certified By: _____

Results relate only to the items tested and to all the items tested

AGAT Laboratories

5835 COOPERS AVENUE
MISSISSAUGA, ONTARIO
CANADA L4Z 1Y2
TEL (905)712-5100
FAX (905)712-5122
http://www.agatlabs.com

Certificate of Analysis

AGAT WORK ORDER: 16T149622

PROJECT: West Gabbro

CLIENT NAME: OAKRIDGE ENVIRONMENTAL LTD.

ATTENTION TO: Dan MacIntyre

SAMPLING SITE:

SAMPLED BY:BP/DM/SG

Metals (Ash) - Oakridge

DATE RECEIVED: 2016-09-20

DATE REPORTED: 2016-11-11

		SAMPLE DESCRIPTION:		S - 49 - 16	S - 50 - 16	S - 51 - 16	S - 52 - 16	S - 53 - 16	S - 54 - 16	S - 55 - 16	S - 56 - 16
		SAMPLE TYPE:		Bark	Bark	Bark	Bark	Bark	Bark	Bark	Bark
		DATE SAMPLED:		2016-09-02	2016-09-02	2016-09-02	2016-09-02	2016-09-02	2016-09-02	2016-09-02	2016-09-02
Parameter	Unit	G / S	RDL	7932769	7932770	7932771	7932772	7932773	7932774	7932775	7932776
Aluminum	µg/g		5	20200	29000	22500	24800	26200	24400	29600	22400
Antimony	µg/g		0.8	2.0	2.6	2.7	2.0	2.3	2.8	2.0	2.2
Arsenic	µg/g		1	4	3	3	4	3	3	4	4
Barium	µg/g		2	746	587	919	1850	870	1310	1170	682
Beryllium	µg/g		0.5	<0.5	<0.5	<0.5	<0.5	<0.5	<0.5	0.5	<0.5
Bismuth	µg/g		0.1	1.2	1.4	1.2	1.1	1.2	1.0	1.4	1.1
Boron	µg/g		5	172	134	181	189	133	210	178	177
Cadmium	µg/g		0.5	27.9	23.8	47.6	51.4	39.9	46.6	33.4	57.5
Calcium	µg/g		100	247000	290000	278000	243000	235000	279000	249000	233000
Cerium	µg/g		0.01	21.0	25.3	19.6	19.7	19.9	18.8	26.3	19.8
Cesium	µg/g		0.01	5.70	5.30	7.29	5.14	10.1	3.49	5.08	10.4
Cobalt	µg/g		0.5	8.2	8.9	9.5	11.2	8.4	8.1	11.0	7.5
Chromium	µg/g		2	35	16	14	19	20	13	24	20
Copper	µg/g		1	260	285	279	293	237	315	340	530
Gallium	ug/g		0.50	4.13	3.71	3.65	4.66	4.71	3.34	4.85	4.17
Germanium	µg/g		0.05	2.20	2.17	2.17	2.25	2.36	1.88	2.47	2.30
Gold	µg/g		0.01	<0.01	<0.01	<0.01	<0.01	<0.01	0.03	<0.01	<0.01
Hafnium	µg/g		0.02	0.12	0.19	0.22	0.19	0.21	0.19	0.20	0.11
Indium	µg/g		0.005	0.045	0.054	0.035	0.045	0.047	0.037	0.047	0.034
Iron	µg/g		50	9330	8680	7990	10200	9710	8870	9860	10200
Lanthanum	µg/g		0.1	10.5	11.7	9.3	9.3	9.5	9.5	13.3	9.6
Lead	µg/g		1	439	993	120	636	607	270	414	91
Lithium	µg/g		0.5	6.1	3.1	5.3	7.2	5.7	10.4	6.0	6.6
Magnesium	µg/g		100	14300	12200	19200	14800	20500	18900	19800	24200
Manganese	µg/g		5	3900	2940	6270	10200	7390	10000	5150	5220
Mercury	µg/g		0.10	<0.10	<0.10	<0.10	<0.10	<0.10	<0.10	<0.10	<0.10
Molybdenum	µg/g		0.5	4.5	4.9	4.4	4.0	4.7	4.4	5.8	4.2
Nickel	µg/g		1	41	47	53	53	44	52	63	48
Niobium	µg/g		0.05	0.62	0.49	0.56	0.50	0.56	0.39	0.52	0.49
Phosphorus	µg/g		5	12300	10900	11300	15100	14700	17600	13600	19000

Certified By:

Results relate only to the items tested and to all the items tested

AGAT Laboratories

5835 COOPERS AVENUE
MISSISSAUGA, ONTARIO
CANADA L4Z 1Y2
TEL (905)712-5100
FAX (905)712-5122
http://www.agatlabs.com

Certificate of Analysis

AGAT WORK ORDER: 16T149622

PROJECT: West Gabbro

CLIENT NAME: OAKRIDGE ENVIRONMENTAL LTD.

ATTENTION TO: Dan MacIntyre

SAMPLING SITE:

SAMPLED BY:BP/DM/SG

Metals (Ash) - Oakridge

DATE RECEIVED: 2016-09-20

DATE REPORTED: 2016-11-11

		SAMPLE DESCRIPTION:		S - 49 - 16	S - 50 - 16	S - 51 - 16	S - 52 - 16	S - 53 - 16	S - 54 - 16	S - 55 - 16	S - 56 - 16
		SAMPLE TYPE:		Bark	Bark	Bark	Bark	Bark	Bark	Bark	Bark
		DATE SAMPLED:		2016-09-02	2016-09-02	2016-09-02	2016-09-02	2016-09-02	2016-09-02	2016-09-02	2016-09-02
Parameter	Unit	G / S	RDL	7932769	7932770	7932771	7932772	7932773	7932774	7932775	7932776
Potassium	µg/g		100	26400	20300	25000	36700	27500	25100	28600	34800
Sodium	µg/g		100	1870	1270	1190	1830	1490	4790	1760	1540
Rhenium	µg/g		0.001	0.001	0.001	<0.001	0.002	<0.001	<0.001	0.001	0.001
Rubidium	µg/g		0.1	153	149	150	358	199	134	165	233
Scandium	ug/g		0.50	1.82	1.43	1.57	1.87	1.82	0.88	2.13	1.84
Selenium	µg/g		0.8	5.4	5.9	4.7	5.9	5.4	3.5	5.7	5.3
Silver	µg/g		0.4	3.3	<0.4	0.8	1.1	1.1	0.7	1.0	1.0
Strontium	µg/g		5	621	471	494	602	582	541	535	460
Sulfur	µg/g		200	19900	18800	19200	24200	20900	22900	21200	23800
Tantalum	µg/g		0.01	0.20	0.14	0.18	0.14	0.18	0.04	0.19	0.15
Tellurium	µg/g		0.01	<0.01	<0.01	<0.01	<0.01	<0.01	<0.01	<0.01	<0.01
Thallium	µg/g		0.4	3.2	3.6	1.9	2.4	4.6	0.5	3.0	2.4
Thorium	µg/g		0.4	1.4	1.2	1.2	1.0	1.6	2.1	1.5	1.3
Tin	µg/g		1	3	3	4	3	4	3	4	4
Titanium	µg/g		5	238	160	218	309	253	217	255	271
Tungsten	ug/g		0.50	0.51	0.53	<0.50	<0.50	<0.50	0.72	0.52	<0.50
Uranium	µg/g		0.50	0.74	0.76	0.53	0.73	0.77	0.57	0.73	0.62
Vanadium	µg/g		1	40	59	37	45	45	32	49	38
Yttrium	µg/g		0.05	8.45	11.4	7.87	7.24	7.76	7.30	11.0	7.59
Zinc	µg/g		5	2290	2980	3400	3710	3650	3460	2860	4840
Zirconium	µg/g		0.5	2.6	4.0	5.0	4.3	4.9	4.7	4.2	2.8

Certified By:

Results relate only to the items tested and to all the items tested

AGAT Laboratories

5835 COOPERS AVENUE
MISSISSAUGA, ONTARIO
CANADA L4Z 1Y2
TEL (905)712-5100
FAX (905)712-5122
http://www.agatlabs.com

Certificate of Analysis

AGAT WORK ORDER: 16T149622

PROJECT: West Gabbro

CLIENT NAME: OAKRIDGE ENVIRONMENTAL LTD.

ATTENTION TO: Dan MacIntyre

SAMPLING SITE:

SAMPLED BY:BP/DM/SG

Metals (Ash) - Oakridge

DATE RECEIVED: 2016-09-20

DATE REPORTED: 2016-11-11

		SAMPLE DESCRIPTION:		S - 57 - 16	S - 58 - 16	S - 59 - 16	S - 60 - 16	S - 61 - 16	S - 62 - 16	S - 63 - 16	S - 64 - 16
		SAMPLE TYPE:		Bark	Bark	Bark	Bark	Bark	Bark	Bark	Bark
		DATE SAMPLED:		2016-09-02	2016-09-02	2016-09-02	2016-09-02	2016-09-02	2016-09-02	2016-09-02	2016-09-02
Parameter	Unit	G / S	RDL	7932777	7932778	7932779	7932780	7932781	7932782	7932783	7932784
Aluminum	µg/g		5	31200	24000	24500	17600	25200	15200	27300	27900
Antimony	µg/g		0.8	1.6	3.1	2.8	1.5	1.5	1.4	2.3	2.2
Arsenic	µg/g		1	4	5	3	3	3	3	4	5
Barium	µg/g		2	509	902	1300	2350	2840	952	1180	1300
Beryllium	µg/g		0.5	<0.5	0.6	<0.5	<0.5	<0.5	<0.5	0.5	0.5
Bismuth	µg/g		0.1	0.6	2.3	1.0	0.8	0.7	0.4	1.0	1.2
Boron	µg/g		5	366	113	205	174	219	673	170	201
Cadmium	µg/g		0.5	40.6	13.9	46.9	47.3	53.3	20.9	55.5	79.4
Calcium	µg/g		100	251000	246000	324000	263000	245000	226000	229000	236000
Cerium	µg/g		0.01	12.6	42.0	29.3	13.5	14.2	5.74	18.0	25.2
Cesium	µg/g		0.01	7.04	3.20	6.31	5.04	2.92	11.1	4.86	4.77
Cobalt	µg/g		0.5	8.2	9.6	7.9	6.7	7.5	7.6	7.5	6.6
Chromium	µg/g		2	13	28	13	15	17	8	20	23
Copper	µg/g		1	372	365	305	235	381	300	304	335
Gallium	ug/g		0.50	3.27	6.22	5.52	3.41	3.48	1.74	4.43	4.78
Germanium	µg/g		0.05	2.13	3.40	4.34	2.15	2.37	2.23	2.33	2.34
Gold	µg/g		0.01	<0.01	<0.01	<0.01	<0.01	0.03	0.02	<0.01	0.01
Hafnium	µg/g		0.02	0.14	0.23	0.18	0.14	0.17	0.24	0.10	0.11
Indium	µg/g		0.005	0.019	0.087	0.048	0.023	0.027	0.023	0.042	0.062
Iron	µg/g		50	7460	15300	8670	7640	8510	4000	9870	11000
Lanthanum	µg/g		0.1	6.4	20.6	24.8	6.8	7.3	3.5	9.1	12.7
Lead	µg/g		1	61	936	269	82	153	79	285	894
Lithium	µg/g		0.5	6.2	7.1	10.4	4.9	5.1	8.7	6.3	7.4
Magnesium	µg/g		100	24900	15500	4040	18000	16000	34600	18400	14900
Manganese	µg/g		5	6200	2450	9740	14600	8090	4190	9290	6780
Mercury	µg/g		0.10	<0.10	<0.10	<0.10	<0.10	<0.10	0.10	<0.10	<0.10
Molybdenum	µg/g		0.5	2.1	9.3	4.4	3.8	3.7	1.8	5.2	6.4
Nickel	µg/g		1	24	49	50	39	72	35	76	55
Niobium	µg/g		0.05	0.68	0.47	0.47	0.32	0.91	2.02	0.97	0.79
Phosphorus	µg/g		5	18400	9680	17500	14800	27500	18700	19300	13900

Certified By:

Results relate only to the items tested and to all the items tested

AGAT Laboratories

5835 COOPERS AVENUE
MISSISSAUGA, ONTARIO
CANADA L4Z 1Y2
TEL (905)712-5100
FAX (905)712-5122
http://www.agatlabs.com

Certificate of Analysis

AGAT WORK ORDER: 16T149622

PROJECT: West Gabbro

CLIENT NAME: OAKRIDGE ENVIRONMENTAL LTD.

ATTENTION TO: Dan MacIntyre

SAMPLING SITE:

SAMPLED BY:BP/DM/SG

Metals (Ash) - Oakridge

DATE RECEIVED: 2016-09-20

DATE REPORTED: 2016-11-11

		SAMPLE DESCRIPTION:		S - 57 - 16	S - 58 - 16	S - 59 - 16	S - 60 - 16	S - 61 - 16	S - 62 - 16	S - 63 - 16	S - 64 - 16
		SAMPLE TYPE:		Bark	Bark	Bark	Bark	Bark	Bark	Bark	Bark
		DATE SAMPLED:		2016-09-02	2016-09-02	2016-09-02	2016-09-02	2016-09-02	2016-09-02	2016-09-02	2016-09-02
Parameter	Unit	G / S	RDL	7932777	7932778	7932779	7932780	7932781	7932782	7932783	7932784
Potassium	µg/g		100	34900	37300	9930	30600	32100	95700	37600	36900
Sodium	µg/g		100	2070	2590	394	1480	1880	5900	2330	3160
Rhenium	µg/g		0.001	<0.001	0.001	<0.001	<0.001	0.003	0.011	0.003	0.002
Rubidium	µg/g		0.1	243	215	512	193	182	483	239	221
Scandium	ug/g		0.50	1.32	2.94	1.92	1.60	1.80	1.09	1.84	1.92
Selenium	µg/g		0.8	4.9	11.8	5.8	4.2	4.2	1.5	5.3	7.2
Silver	µg/g		0.4	1.0	0.8	0.6	0.8	1.1	0.8	1.1	0.7
Strontium	µg/g		5	459	470	542	606	679	547	474	513
Sulfur	µg/g		200	23700	22100	5390	17500	21600	26900	20000	22300
Tantalum	µg/g		0.01	0.28	0.15	0.04	0.11	0.30	0.38	0.22	0.19
Tellurium	µg/g		0.01	<0.01	<0.01	<0.01	<0.01	<0.01	<0.01	<0.01	<0.01
Thallium	µg/g		0.4	1.2	<0.4	0.5	2.8	1.1	1.0	2.0	3.2
Thorium	µg/g		0.4	0.9	2.8	1.7	1.0	1.2	0.5	1.0	1.4
Tin	µg/g		1	3	5	3	3	3	2	4	3
Titanium	µg/g		5	187	264	217	208	195	76	275	249
Tungsten	ug/g		0.50	<0.50	0.80	1.01	<0.50	<0.50	<0.50	0.55	0.58
Uranium	µg/g		0.50	<0.50	1.32	0.54	<0.50	0.51	<0.50	0.59	0.89
Vanadium	µg/g		1	22	86	31	27	29	11	40	62
Yttrium	µg/g		0.05	5.36	18.4	11.2	4.90	5.33	3.15	6.88	10.7
Zinc	µg/g		5	5430	1950	3370	3120	4360	3430	4100	3420
Zirconium	µg/g		0.5	3.1	5.9	4.6	3.7	3.1	1.6	2.2	2.5

Certified By:

Results relate only to the items tested and to all the items tested

AGAT Laboratories

5835 COOPERS AVENUE
MISSISSAUGA, ONTARIO
CANADA L4Z 1Y2
TEL (905)712-5100
FAX (905)712-5122
http://www.agatlabs.com

Certificate of Analysis

AGAT WORK ORDER: 16T149622

PROJECT: West Gabbro

CLIENT NAME: OAKRIDGE ENVIRONMENTAL LTD.

ATTENTION TO: Dan MacIntyre

SAMPLING SITE:

SAMPLED BY:BP/DM/SG

Metals (Ash) - Oakridge

DATE RECEIVED: 2016-09-20

DATE REPORTED: 2016-11-11

		SAMPLE DESCRIPTION:		S - 65 - 16	S - 66 - 16	S - 67 - 16	S - 68 - 16	S - 69 - 16	S - 70 - 16	S - 71 - 16	S - 72 - 16
		SAMPLE TYPE:		Bark	Bark	Bark	Bark	Bark	Bark	Bark	Bark
		DATE SAMPLED:		2016-09-02	2016-09-02	2016-09-02	2016-09-02	2016-09-02	2016-09-02	2016-09-02	2016-09-02
Parameter	Unit	G / S	RDL	7932785	7932787	7932788	7932789	7932790	7932791	7932792	7932793
Aluminum	µg/g		5	28900	30200	45000	19200	25900	26600	34500	27500
Antimony	µg/g		0.8	1.8	2.1	1.5	1.7	2.3	1.8	2.3	1.0
Arsenic	µg/g		1	5	4	4	2	4	4	11	3
Barium	µg/g		2	480	1080	682	1320	1910	1740	1500	1730
Beryllium	µg/g		0.5	<0.5	0.5	0.5	<0.5	<0.5	<0.5	0.7	<0.5
Bismuth	µg/g		0.1	1.7	0.8	0.3	0.9	1.1	1.1	1.3	0.6
Boron	µg/g		5	117	132	743	165	144	139	142	261
Cadmium	µg/g		0.5	44.2	52.1	89.0	64.9	39.3	38.7	36.6	38.9
Calcium	µg/g		100	211000	246000	264000	285000	255000	234000	262000	261000
Cerium	µg/g		0.01	26.6	17.4	5.88	17.1	17.2	18.3	22.9	9.86
Cesium	µg/g		0.01	9.94	4.64	9.58	2.90	2.64	4.93	2.81	6.38
Cobalt	µg/g		0.5	4.8	8.7	6.3	9.8	5.3	6.5	10.9	9.0
Chromium	µg/g		2	29	17	12	15	16	21	26	12
Copper	µg/g		1	219	267	483	236	226	276	224	258
Gallium	ug/g		0.50	6.05	3.52	2.19	3.01	3.70	4.29	4.56	2.94
Germanium	µg/g		0.05	2.29	2.19	1.86	2.17	2.03	2.04	2.17	1.61
Gold	µg/g		0.01	<0.01	<0.01	0.02	<0.01	<0.01	0.01	<0.01	<0.01
Hafnium	µg/g		0.02	0.08	0.14	0.13	0.17	0.15	0.17	0.20	0.14
Indium	µg/g		0.005	0.072	0.035	0.012	0.029	0.045	0.042	0.070	0.018
Iron	µg/g		50	12100	7070	5020	6630	7350	9150	9230	5230
Lanthanum	µg/g		0.1	13.5	8.4	3.2	8.3	8.6	9.8	11.5	5.4
Lead	µg/g		1	592	328	58	120	625	367	519	101
Lithium	µg/g		0.5	6.2	5.7	7.5	3.7	4.6	5.6	6.4	4.5
Magnesium	µg/g		100	11900	21100	19500	18000	16800	16500	13000	19600
Manganese	µg/g		5	8080	7950	9740	3230	6540	11800	5570	11500
Mercury	µg/g		0.10	<0.10	<0.10	<0.10	<0.10	<0.10	<0.10	<0.10	<0.10
Molybdenum	µg/g		0.5	6.8	3.8	1.5	3.7	3.9	4.2	6.5	2.8
Nickel	µg/g		1	57	56	44	40	50	60	66	46
Niobium	µg/g		0.05	0.49	0.69	0.88	0.42	0.39	0.41	0.53	0.41
Phosphorus	µg/g		5	14900	11700	28000	10800	13300	14600	13200	12900

Certified By:

Results relate only to the items tested and to all the items tested

AGAT Laboratories

5835 COOPERS AVENUE
MISSISSAUGA, ONTARIO
CANADA L4Z 1Y2
TEL (905)712-5100
FAX (905)712-5122
http://www.agatlabs.com

Certificate of Analysis

AGAT WORK ORDER: 16T149622

PROJECT: West Gabbro

CLIENT NAME: OAKRIDGE ENVIRONMENTAL LTD.

ATTENTION TO: Dan MacIntyre

SAMPLING SITE:

SAMPLED BY:BP/DM/SG

Metals (Ash) - Oakridge

DATE RECEIVED: 2016-09-20

DATE REPORTED: 2016-11-11

		SAMPLE DESCRIPTION:		S - 65 - 16	S - 66 - 16	S - 67 - 16	S - 68 - 16	S - 69 - 16	S - 70 - 16	S - 71 - 16	S - 72 - 16
		SAMPLE TYPE:		Bark	Bark	Bark	Bark	Bark	Bark	Bark	Bark
		DATE SAMPLED:		2016-09-02	2016-09-02	2016-09-02	2016-09-02	2016-09-02	2016-09-02	2016-09-02	2016-09-02
Parameter	Unit	G / S	RDL	7932785	7932787	7932788	7932789	7932790	7932791	7932792	7932793
Potassium	µg/g		100	32800	36600	78200	23500	31900	28600	28400	30600
Sodium	µg/g		100	2280	3570	4600	1150	2030	2050	2710	2220
Rhenium	µg/g		0.001	0.001	<0.001	0.004	0.001	0.001	0.001	<0.001	0.001
Rubidium	µg/g		0.1	237	265	533	105	190	244	156	273
Scandium	ug/g		0.50	2.67	1.47	0.80	1.54	1.53	1.71	1.64	1.06
Selenium	µg/g		0.8	6.8	5.8	2.6	3.3	6.2	5.1	7.1	3.9
Silver	µg/g		0.4	1.7	0.7	3.6	0.8	1.0	1.0	0.9	0.8
Strontium	µg/g		5	265	514	540	489	512	457	655	623
Sulfur	µg/g		200	20500	19400	22000	18100	21700	20000	22800	17600
Tantalum	µg/g		0.01	0.12	0.19	0.37	0.12	0.11	0.11	0.12	0.13
Tellurium	µg/g		0.01	<0.01	<0.01	<0.01	<0.01	<0.01	<0.01	<0.01	<0.01
Thallium	µg/g		0.4	2.7	0.8	1.1	1.1	1.1	3.0	0.9	2.0
Thorium	µg/g		0.4	1.8	1.0	0.5	1.1	1.0	1.3	1.5	0.7
Tin	µg/g		1	6	3	3	4	3	4	4	2
Titanium	µg/g		5	288	189	85	166	170	228	227	146
Tungsten	ug/g		0.50	0.53	0.55	<0.50	<0.50	<0.50	<0.50	0.68	<0.50
Uranium	µg/g		0.50	1.00	0.54	<0.50	<0.50	0.53	0.72	0.98	<0.50
Vanadium	µg/g		1	56	35	12	28	43	43	67	22
Yttrium	µg/g		0.05	10.4	7.40	2.89	6.72	6.89	7.60	12.3	4.06
Zinc	µg/g		5	2450	3680	4610	3390	2680	4110	2990	4230
Zirconium	µg/g		0.5	2.5	2.4	1.7	3.2	2.9	3.7	4.7	3.1

Certified By:

Results relate only to the items tested and to all the items tested

AGAT Laboratories

5835 COOPERS AVENUE
MISSISSAUGA, ONTARIO
CANADA L4Z 1Y2
TEL (905)712-5100
FAX (905)712-5122
http://www.agatlabs.com

Certificate of Analysis

AGAT WORK ORDER: 16T149622

PROJECT: West Gabbro

CLIENT NAME: OAKRIDGE ENVIRONMENTAL LTD.

ATTENTION TO: Dan MacIntyre

SAMPLING SITE:

SAMPLED BY:BP/DM/SG

Metals (Ash) - Oakridge

DATE RECEIVED: 2016-09-20

DATE REPORTED: 2016-11-11

		SAMPLE DESCRIPTION:		S - 73 - 16	S - 74 - 16	S - 75 - 16	S - 76 - 16	S - 77 - 16	S - 78 - 16	S - 79 - 16	S - 80 - 16
		SAMPLE TYPE:		Bark	Bark	Bark	Bark	Bark	Bark	Bark	Bark
		DATE SAMPLED:		2016-09-02	2016-09-02	2016-09-02	2016-09-02	2016-09-02	2016-09-02	2016-09-02	2016-09-02
Parameter	Unit	G / S	RDL	7932794	7932795	7932796	7932797	7932798	7932799	7932800	7932801
Aluminum	µg/g		5	27400	15900	22400	24500	29900	16500	28000	25700
Antimony	µg/g		0.8	1.1	0.8	1.1	1.4	1.5	1.2	0.9	2.0
Arsenic	µg/g		1	5	2	4	2	5	2	3	5
Barium	µg/g		2	1290	532	683	1030	1550	1810	1080	731
Beryllium	µg/g		0.5	<0.5	<0.5	<0.5	<0.5	<0.5	<0.5	<0.5	<0.5
Bismuth	µg/g		0.1	1.1	0.5	0.7	0.6	0.8	0.6	0.5	0.5
Boron	µg/g		5	133	113	286	126	363	167	282	576
Cadmium	µg/g		0.5	43.3	79.1	31.6	47.7	29.8	27.7	38.8	71.4
Calcium	µg/g		100	202000	281000	240000	249000	242000	300000	217000	278000
Cerium	µg/g		0.01	20.7	10.9	9.85	8.49	14.0	9.23	17.9	8.60
Cesium	µg/g		0.01	4.00	3.41	4.60	5.60	3.50	5.07	6.23	4.00
Cobalt	µg/g		0.5	8.5	6.2	6.0	5.2	11.6	5.6	7.7	5.7
Chromium	µg/g		2	21	13	13	12	21	11	15	10
Copper	µg/g		1	232	171	207	267	232	183	210	258
Gallium	ug/g		0.50	5.73	2.72	3.38	2.75	3.91	2.48	4.14	2.31
Germanium	µg/g		0.05	2.39	1.70	1.89	1.63	2.21	1.79	2.21	2.30
Gold	µg/g		0.01	<0.01	<0.01	<0.01	<0.01	<0.01	<0.01	<0.01	<0.01
Hafnium	µg/g		0.02	0.20	0.07	0.14	0.08	0.22	0.12	0.15	0.17
Indium	µg/g		0.005	0.045	0.019	0.028	0.020	0.025	0.020	0.021	0.016
Iron	µg/g		50	12200	6540	6460	5200	8200	5630	10500	6530
Lanthanum	µg/g		0.1	10.2	5.6	5.2	4.6	7.4	4.9	8.3	4.4
Lead	µg/g		1	259	104	300	147	104	220	46	189
Lithium	µg/g		0.5	6.3	3.7	6.8	4.8	17.0	4.4	5.8	11.5
Magnesium	µg/g		100	15800	11300	14100	18700	15800	11100	15300	18800
Manganese	µg/g		5	8750	10200	7460	12000	8580	6520	7160	7510
Mercury	µg/g		0.10	<0.10	<0.10	<0.10	<0.10	<0.10	<0.10	<0.10	<0.10
Molybdenum	µg/g		0.5	5.1	2.4	2.5	2.6	3.8	2.4	2.7	2.2
Nickel	µg/g		1	48	31	25	43	45	37	26	26
Niobium	µg/g		0.05	0.40	0.25	0.37	0.33	0.53	0.29	0.51	0.43
Phosphorus	µg/g		5	15800	8460	14000	13500	11900	11500	12000	12900

Certified By:

Results relate only to the items tested and to all the items tested

AGAT Laboratories

5835 COOPERS AVENUE
MISSISSAUGA, ONTARIO
CANADA L4Z 1Y2
TEL (905)712-5100
FAX (905)712-5122
http://www.agatlabs.com

Certificate of Analysis

AGAT WORK ORDER: 16T149622

PROJECT: West Gabbro

CLIENT NAME: OAKRIDGE ENVIRONMENTAL LTD.

ATTENTION TO: Dan MacIntyre

SAMPLING SITE:

SAMPLED BY:BP/DM/SG

Metals (Ash) - Oakridge

DATE RECEIVED: 2016-09-20

DATE REPORTED: 2016-11-11

		SAMPLE DESCRIPTION:		S - 73 - 16	S - 74 - 16	S - 75 - 16	S - 76 - 16	S - 77 - 16	S - 78 - 16	S - 79 - 16	S - 80 - 16
		SAMPLE TYPE:		Bark	Bark	Bark	Bark	Bark	Bark	Bark	Bark
		DATE SAMPLED:		2016-09-02	2016-09-02	2016-09-02	2016-09-02	2016-09-02	2016-09-02	2016-09-02	2016-09-02
Parameter	Unit	G / S	RDL	7932794	7932795	7932796	7932797	7932798	7932799	7932800	7932801
Potassium	µg/g		100	28200	16500	35300	31100	23400	21900	24300	48900
Sodium	µg/g		100	2000	971	3850	2740	3110	1750	2400	8080
Rhenium	µg/g		0.001	<0.001	<0.001	0.002	<0.001	<0.001	<0.001	<0.001	0.014
Rubidium	µg/g		0.1	203	128	278	316	163	162	212	250
Scandium	ug/g		0.50	2.33	1.28	1.13	0.87	1.36	1.06	1.80	0.89
Selenium	µg/g		0.8	6.1	1.6	3.1	3.4	4.2	3.5	3.3	4.7
Silver	µg/g		0.4	0.9	1.0	1.6	1.6	1.1	<0.4	1.1	1.1
Strontium	µg/g		5	500	238	416	403	604	560	458	412
Sulfur	µg/g		200	18700	13200	16500	16400	16900	15600	13100	21500
Tantalum	µg/g		0.01	0.11	0.06	0.10	0.09	0.14	0.07	0.10	0.14
Tellurium	µg/g		0.01	<0.01	<0.01	<0.01	<0.01	<0.01	<0.01	<0.01	<0.01
Thallium	µg/g		0.4	5.1	3.3	1.9	1.5	1.4	1.1	6.5	1.9
Thorium	µg/g		0.4	1.6	1.0	0.9	0.7	1.5	0.7	1.6	0.7
Tin	µg/g		1	4	2	3	2	3	2	2	2
Titanium	µg/g		5	426	204	189	147	281	154	461	117
Tungsten	ug/g		0.50	<0.50	<0.50	<0.50	<0.50	<0.50	<0.50	<0.50	<0.50
Uranium	µg/g		0.50	0.78	<0.50	<0.50	<0.50	0.54	<0.50	0.52	<0.50
Vanadium	µg/g		1	46	19	25	20	27	21	29	22
Yttrium	µg/g		0.05	7.81	4.24	3.91	3.41	5.59	3.63	6.69	3.76
Zinc	µg/g		5	2620	2590	2390	3190	1960	2500	3020	4420
Zirconium	µg/g		0.5	4.8	1.9	3.3	2.1	5.8	3.0	3.4	3.6

Comments: RDL - Reported Detection Limit; G / S - Guideline / Standard

7932760-7932801 Samples were ashed in a muffle furnace at 550oC. The ashed material was digested with concentrated HNO3/HCl and digestates analysed using ICP/MS and ICP/OES. The results reported are concentrations of the elements in the ashed material.

Certified By:

Results relate only to the items tested and to all the items tested

AGAT Laboratories

5835 COOPERS AVENUE
MISSISSAUGA, ONTARIO
CANADA L4Z 1Y2
TEL (905)712-5100
FAX (905)712-5122
http://www.agatlabs.com

Quality Assurance

CLIENT NAME: OAKRIDGE ENVIRONMENTAL LTD.
AGAT WORK ORDER: 16T149622
PROJECT: West Gabbro
ATTENTION TO: Dan MacIntyre
SAMPLING SITE:
SAMPLED BY:BP/DM/SG

Miscellaneous Analysis

RPT Date: Nov 11, 2016

PARAMETER	Batch	Sample Id	DUPLICATE Dup #1	DUPLICATE Dup #2	DUPLICATE RPD	Method Blank	REFERENCE MATERIAL Measured Value	REFERENCE MATERIAL Acceptable Limits Lower	REFERENCE MATERIAL Acceptable Limits Upper	METHOD BLANK SPIKE Recovery	METHOD BLANK SPIKE Acceptable Limits Lower	METHOD BLANK SPIKE Acceptable Limits Upper	MATRIX SPIKE Recovery	MATRIX SPIKE Acceptable Limits Lower	MATRIX SPIKE Acceptable Limits Upper
Metals (Ash) - Oakridge															
Aluminum	7932760	7932760	21500	21200	1.4%	< 5	70%	70%	130%	95%	80%	120%	100%	70%	130%
Antimony	7932760	7932760	3.2	2.8	NA	< 0.8	102%	70%	130%	89%	80%	120%	97%	70%	130%
Arsenic	7932760	7932760	4	4	NA	< 1	92%	70%	130%	92%	80%	120%	94%	70%	130%
Barium	7932760	7932760	1880	1950	3.7%	< 2	105%	70%	130%	92%	80%	120%	101%	70%	130%
Beryllium	7932760	7932760	< 0.5	< 0.5	NA	< 0.5	125%	70%	130%	99%	80%	120%	98%	70%	130%
Bismuth	7932760	7932760	1.4	1.4	0.0%	< 0.1	102%	70%	130%	95%	80%	120%	95%	70%	130%
Boron	7932760	7932760	150	369	NA	< 5	75%	70%	130%	96%	80%	120%	103%	70%	130%
Cadmium	7932760	7932760	31.6	33.0	4.3%	< 0.5	111%	70%	130%	99%	80%	120%	108%	70%	130%
Calcium	7932760	7932760	265000	269000	1.5%	< 10	96%	70%	130%	97%	80%	120%	89%	70%	130%
Cerium	7932760	7932760	26.9	25.8	4.2%	< 0.01	87%	70%	130%	95%	80%	120%	95%	70%	130%
Cesium	7932760	7932760	3.74	3.67	1.9%	< 0.01	90%	70%	130%	95%	80%	120%	95%	70%	130%
Cobalt	7932760	7932760	5.5	5.7	3.6%	< 0.5	96%	70%	130%	95%	80%	120%	91%	70%	130%
Chromium	7932760	7932760	19	24	23.3%	< 2	131%	70%	130%	91%	80%	120%	91%	70%	130%
Copper	7932760	7932760	277	283	2.1%	< 1	84%	70%	130%	96%	80%	120%	90%	70%	130%
Gallium	7932760	7932760	4.38	4.25	3.0%	< 0.50	84%	70%	130%	97%	80%	120%	100%	70%	130%
Germanium	7932760	7932760	2.47	2.19	12.0%	< 0.05	91%	70%	130%	101%	80%	120%	103%	70%	130%
Gold	7932760	7932760	0.01	0.01	NA	< 0.01	104%	70%	130%	108%	80%	120%	105%	70%	130%
Hafnium	7932760	7932760	0.28	0.13	NA	< 0.02	98%	70%	130%	104%	80%	120%	102%	70%	130%
Indium	7932760	7932760	0.058	0.052	10.9%	< 0.005	86%	70%	130%	97%	80%	120%	96%	70%	130%
Iron	7932760	7932760	10500	10500	0.0%	< 50	87%	70%	130%	92%	80%	120%	78%	70%	130%
Lanthanum	7932760	7932760	14.7	14.4	2.1%	< 0.1	89%	70%	130%	96%	80%	120%	95%	70%	130%
Lead	7932760	7932760	710	699	1.6%	< 1	99%	70%	130%	97%	80%	120%	108%	70%	130%
Lithium	7932760	7932760	6.3	7.7	20.0%	< 0.5	105%	70%	130%	106%	80%	120%	104%	70%	130%
Magnesium	7932760	7932760	10600	11100	4.6%	< 10	99%	70%	130%	93%	80%	120%	91%	70%	130%
Manganese	7932760	7932760	3890	4110	5.5%	< 5	101%	70%	130%	99%	80%	120%	102%	70%	130%
Mercury	7932760	7932760	< 0.10	< 0.10	NA	< 0.10	98%	70%	130%	92%	80%	120%	91%	70%	130%
Molybdenum	7932760	7932760	5.2	6.4	20.7%	< 0.5	90%	70%	130%	101%	80%	120%	113%	70%	130%
Nickel	7932760	7932760	30	32	6.5%	< 1	96%	70%	130%	96%	80%	120%	93%	70%	130%
Niobium	7932760	7932760	1.11	0.77	36.2%	< 0.05	91%	70%	130%	98%	80%	120%	105%	70%	130%
Phosphorus	7932760	7932760	10200	10900	6.6%	< 5	86%	70%	130%	88%	80%	120%	76%	70%	130%
Potassium	7932760	7932760	23500	24000	2.1%	< 10	126%	70%	130%	97%	80%	120%	97%	70%	130%
Sodium	7932760	7932760	2390	2430	1.7%	< 10	130%	70%	130%	93%	80%	120%	92%	70%	130%
Rhenium	7932760	7932760	0.001	< 0.001	NA	< 0.001	105%	70%	130%	104%	80%	120%	105%	70%	130%
Rubidium	7932760	7932760	141	137	2.9%	< 0.1	89%	70%	130%	99%	80%	120%	100%	70%	130%
Scandium	7932760	7932760	1.88	1.80	NA	< 0.50	96%	70%	130%	106%	80%	120%	108%	70%	130%
Selenium	7932760	7932760	8.9	9.97	11.3%	< 0.8	94%	70%	130%	102%	80%	120%	109%	70%	130%
Silver	7932760	7932760	1.2	1.50	NA	< 0.4	99%	70%	130%	104%	80%	120%	107%	70%	130%
Strontium	7932760	7932760	515	540	4.7%	< 5	122%	70%	130%	104%	80%	120%	122%	70%	130%
Sulfur	7932760	7932760	23500	24600	4.6%	< 20	112%	70%	130%	100%	80%	120%	104%	70%	130%

AGAT Laboratories is accredited to ISO/IEC 17025 by the Canadian Association for Laboratory Accreditation Inc. (CALA) and/or Standards Council of Canada (SCC) for specific tests listed on the scope of accreditation. AGAT Laboratories (Mississauga) is also accredited by the Canadian Association for Laboratory Accreditation Inc. (CALA) for specific drinking water tests. Accreditations are location and parameter specific. A complete listing of parameters for each location is available from www.cala.ca and/or www.scc.ca. The tests in this report may not necessarily be included in the scope of accreditation.

Results relate only to the items tested and to all the items tested

AGAT Laboratories

5835 COOPERS AVENUE
MISSISSAUGA, ONTARIO
CANADA L4Z 1Y2
TEL (905)712-5100
FAX (905)712-5122
http://www.agatlabs.com

Quality Assurance

CLIENT NAME: OAKRIDGE ENVIRONMENTAL LTD.
AGAT WORK ORDER: 16T149622
PROJECT: West Gabbro
ATTENTION TO: Dan MacIntyre
SAMPLING SITE:
SAMPLED BY:BP/DM/SG

Miscellaneous Analysis (Continued)

RPT Date: Nov 11, 2016			DUPLICATE				REFERENCE MATERIAL			METHOD BLANK SPIKE			MATRIX SPIKE		
PARAMETER	Batch	Sample Id	Dup #1	Dup #2	RPD	Method Blank	Measured Value	Acceptable Limits		Recovery	Acceptable Limits		Recovery	Acceptable Limits	
								Lower	Upper		Lower	Upper		Lower	Upper
Tantalum	7932760	7932760	0.31	0.28	10.2%	< 0.01	82%	70%	130%	96%	80%	120%	100%	70%	130%
Tellurium	7932760	7932760	< 0.01	< 0.01	NA	< 0.01	91%	70%	130%	99%	80%	120%	101%	70%	130%
Thallium	7932760	7932760	< 0.4	< 0.4	NA	< 0.4	99%	70%	130%	95%	80%	120%	94%	70%	130%
Thorium	7932760	7932760	1.7	1.54	NA	< 0.4	112%	70%	130%	106%	80%	120%	105%	70%	130%
Tin	7932760	7932760	4	4	NA	< 1	95%	70%	130%	95%	80%	120%	102%	70%	130%
Titanium	7932760	7932760	239	233	2.5%	< 5	82%	70%	130%	94%	80%	120%	87%	70%	130%
Tungsten	7932760	7932760	0.64	0.60	NA	< 0.50	96%	70%	130%	98%	80%	120%	100%	70%	130%
Uranium	7932760	7932760	0.80	0.79	NA	< 0.50	121%	70%	130%	98%	80%	120%	98%	70%	130%
Vanadium	7932760	7932760	48	45	6.5%	< 1	118%	70%	130%	94%	80%	120%	96%	70%	130%
Yttrium	7932760	7932760	10.6	10.3	2.9%	< 0.05	87%	70%	130%	97%	80%	120%	102%	70%	130%
Zinc	7932760	7932760	2210	2380	7.4%	< 5	100%	70%	130%	104%	80%	120%	101%	70%	130%
Zirconium	7932760	7932760	5.4	3.0	57.1%	< 0.5	103%	70%	130%	98%	80%	120%	108%	70%	130%

Comments: NA signifies Not Applicable.
Duplicate Qualifier: As the measured result approaches the RL, the uncertainty associated with the value increases dramatically, thus duplicate acceptance limits apply only where the average of the two duplicates is greater than five times the RL.

Metals (Ash) - Oakridge															
Aluminum	7932781	7932781	25200	27600	9.1%	< 5	129%	70%	130%	100%	80%	120%	94%	70%	130%
Antimony	7932781	7932781	1.5	2.0	NA	< 0.8	105%	70%	130%	96%	80%	120%	98%	70%	130%
Arsenic	7932781	7932781	3	3	NA	< 1	89%	70%	130%	98%	80%	120%	96%	70%	130%
Barium	7932781	7932781	2840	2900	2.1%	< 2	109%	70%	130%	102%	80%	120%	95%	70%	130%
Beryllium	7932781	7932781	< 0.5	< 0.5	NA	< 0.5	124%	70%	130%	99%	80%	120%	93%	70%	130%
Bismuth	7932781	7932781	0.7	0.8	13.3%	< 0.1	100%	70%	130%	100%	80%	120%	95%	70%	130%
Boron	7932781	7932781	219	168	26.4%	< 5	88%	70%	130%	93%	80%	120%	76%	70%	130%
Cadmium	7932781	7932781	53.3	46.6	13.4%	< 0.5	106%	70%	130%	105%	80%	120%	98%	70%	130%
Calcium	7932781	7932781	245000	245000	0.0%	< 10	89%	70%	130%	96%	80%	120%	92%	70%	130%
Cerium	7932781	7932781	14.2	16.3	13.8%	< 0.01	87%	70%	130%	89%	80%	120%	91%	70%	130%
Cesium	7932781	7932781	2.92	3.52	18.6%	< 0.01	90%	70%	130%	91%	80%	120%	91%	70%	130%
Cobalt	7932781	7932781	7.5	7.7	2.6%	< 0.5	106%	70%	130%	98%	80%	120%	93%	70%	130%
Chromium	7932781	7932781	17	17	0.0%	< 2	124%	70%	130%	115%	80%	120%	92%	70%	130%
Copper	7932781	7932781	381	356	6.8%	< 1	81%	70%	130%	103%	80%	120%	79%	70%	130%
Gallium	7932781	7932781	3.48	3.57	2.6%	< 0.50	84%	70%	130%	87%	80%	120%	90%	70%	130%
Germanium	7932781	7932781	2.37	2.25	5.2%	< 0.05	91%	70%	130%	95%	80%	120%	101%	70%	130%
Gold	7932781	7932781	0.03	0.03	NA	< 0.01	102%	70%	130%	104%	80%	120%	103%	70%	130%
Hafnium	7932781	7932781	0.17	0.17	0.0%	< 0.02	98%	70%	130%	98%	80%	120%	98%	70%	130%
Indium	7932781	7932781	0.027	0.030	10.5%	< 0.005	86%	70%	130%	86%	80%	120%	90%	70%	130%
Iron	7932781	7932781	8510	8920	4.7%	< 50	90%	70%	130%	100%	80%	120%	110%	70%	130%
Lanthanum	7932781	7932781	7.3	8.6	16.4%	< 0.1	89%	70%	130%	91%	80%	120%	91%	70%	130%
Lead	7932781	7932781	153	179	15.7%	< 1	96%	70%	130%	98%	80%	120%	93%	70%	130%

AGAT Laboratories is accredited to ISO/IEC 17025 by the Canadian Association for Laboratory Accreditation Inc. (CALA) and/or Standards Council of Canada (SCC) for specific tests listed on the scope of accreditation. AGAT Laboratories (Mississauga) is also accredited by the Canadian Association for Laboratory Accreditation Inc. (CALA) for specific drinking water tests. Accreditations are location and parameter specific. A complete listing of parameters for each location is available from www.cala.ca and/or www.scc.ca. The tests in this report may not necessarily be included in the scope of accreditation.

Results relate only to the items tested and to all the items tested

AGAT Laboratories

5835 COOPERS AVENUE
MISSISSAUGA, ONTARIO
CANADA L4Z 1Y2
TEL (905)712-5100
FAX (905)712-5122
http://www.agatlabs.com

Quality Assurance

CLIENT NAME: OAKRIDGE ENVIRONMENTAL LTD.
AGAT WORK ORDER: 16T149622
PROJECT: West Gabbro
ATTENTION TO: Dan MacIntyre
SAMPLING SITE:
SAMPLED BY:BP/DM/SG

Miscellaneous Analysis (Continued)

RPT Date: Nov 11, 2016			DUPLICATE				REFERENCE MATERIAL			METHOD BLANK SPIKE			MATRIX SPIKE		
PARAMETER	Batch	Sample Id	Dup #1	Dup #2	RPD	Method Blank	Measured Value	Acceptable Limits		Recovery	Acceptable Limits		Recovery	Acceptable Limits	
								Lower	Upper		Lower	Upper		Lower	Upper
Lithium	7932781	7932781	5.1	6.2	19.5%	< 0.5	96%	70%	130%	94%	80%	120%	94%	70%	130%
Magnesium	7932781	7932781	16000	17500	9.0%	< 10	90%	70%	130%	92%	80%	120%	91%	70%	130%
Manganese	7932781	7932781	8090	8090	0.0%	< 5	92%	70%	130%	100%	80%	120%	103%	70%	130%
Mercury	7932781	7932781	< 0.10	< 0.10	NA	< 0.10	98%	70%	130%	95%	80%	120%	89%	70%	130%
Molybdenum	7932781	7932781	3.7	3.9	5.3%	< 0.5	71%	70%	130%	104%	80%	120%	109%	70%	130%
Nickel	7932781	7932781	72	71	1.4%	< 1	90%	70%	130%	101%	80%	120%	95%	70%	130%
Niobium	7932781	7932781	0.91	0.78	15.4%	< 0.05	91%	70%	130%	96%	80%	120%	101%	70%	130%
Phosphorus	7932781	7932781	27500	21900	22.7%	< 5	100%	70%	130%	97%	80%	120%	92%	70%	130%
Potassium	7932781	7932781	32100	34200	6.3%	< 10	76%	70%	130%	96%	80%	120%	94%	70%	130%
Sodium	7932781	7932781	1880	2510	28.7%	< 10	75%	70%	130%	90%	80%	120%	93%	70%	130%
Rhenium	7932781	7932781	0.003	< 0.001	NA	< 0.001	97%	70%	130%	97%	80%	120%	101%	70%	130%
Rubidium	7932781	7932781	182	202	10.4%	< 0.1	89%	70%	130%	91%	80%	120%	95%	70%	130%
Scandium	7932781	7932781	1.80	1.84	NA	< 0.50	96%	70%	130%	100%	80%	120%	104%	70%	130%
Selenium	7932781	7932781	4.2	4.8	13.3%	< 0.8	88%	70%	130%	97%	80%	120%	100%	70%	130%
Silver	7932781	7932781	1.1	1.2	NA	< 0.4	102%	70%	130%	108%	80%	120%	105%	70%	130%
Strontium	7932781	7932781	679	717	5.4%	< 5	113%	70%	130%	97%	80%	120%	106%	70%	130%
Sulfur	7932781	7932781	21600	18400	16.0%	< 20	114%	70%	130%	101%	80%	120%	98%	70%	130%
Tantalum	7932781	7932781	0.30	0.27	10.5%	< 0.01	82%	70%	130%	92%	80%	120%	102%	70%	130%
Tellurium	7932781	7932781	< 0.01	< 0.01	NA	< 0.01	91%	70%	130%	93%	80%	120%	103%	70%	130%
Thallium	7932781	7932781	1.1	1.9	NA	< 0.4	99%	70%	130%	98%	80%	120%	90%	70%	130%
Thorium	7932781	7932781	1.2	1.1	NA	< 0.4	112%	70%	130%	115%	80%	120%	111%	70%	130%
Tin	7932781	7932781	3	4	NA	< 1	99%	70%	130%	100%	80%	120%	100%	70%	130%
Titanium	7932781	7932781	195	211	7.9%	< 5	80%	70%	130%	98%	80%	120%	80%	70%	130%
Tungsten	7932781	7932781	< 0.50	< 0.50	NA	< 0.50	96%	70%	130%	97%	80%	120%	100%	70%	130%
Uranium	7932781	7932781	0.51	0.52	NA	< 0.50	112%	70%	130%	95%	80%	120%	94%	70%	130%
Vanadium	7932781	7932781	29	32	9.8%	< 1	104%	70%	130%	100%	80%	120%	98%	70%	130%
Yttrium	7932781	7932781	5.33	5.87	9.6%	< 0.05	87%	70%	130%	90%	80%	120%	101%	70%	130%
Zinc	7932781	7932781	4360	4000	8.6%	< 5	96%	70%	130%	102%	80%	120%	124%	70%	130%
Zirconium	7932781	7932781	3.1	2.4	NA	< 0.5	102%	70%	130%	100%	80%	120%	103%	70%	130%

Comments: NA signifies Not Applicable.
Duplicate Qualifier: As the measured result approaches the RL, the uncertainty associated with the value increases dramatically, thus duplicate acceptance limits apply only where the average of the two duplicates is greater than five times the RL.

Certified By: _____

AGAT Laboratories is accredited to ISO/IEC 17025 by the Canadian Association for Laboratory Accreditation Inc. (CALA) and/or Standards Council of Canada (SCC) for specific tests listed on the scope of accreditation. AGAT Laboratories (Mississauga) is also accredited by the Canadian Association for Laboratory Accreditation Inc. (CALA) for specific drinking water tests. Accreditations are location and parameter specific. A complete listing of parameters for each location is available from www.cala.ca and/or www.scc.ca. The tests in this report may not necessarily be included in the scope of accreditation.

Results relate only to the items tested and to all the items tested

5835 COOPERS AVENUE
MISSISSAUGA, ONTARIO
CANADA L4Z 1Y2
TEL (905)712-5100
FAX (905)712-5122
http://www.agatlabs.com

QA Violation

CLIENT NAME: OAKRIDGE ENVIRONMENTAL LTD.

AGAT WORK ORDER: 16T149622

PROJECT: West Gabbro

ATTENTION TO: Dan MacIntyre

RPT Date: Nov 11, 2016			REFERENCE MATERIAL			METHOD BLANK SPIKE			MATRIX SPIKE		
PARAMETER	Sample Id	Sample Description	Measured Value	Acceptable Limits		Recovery	Acceptable Limits		Recovery	Acceptable Limits	
				Lower	Upper		Lower	Upper		Lower	Upper
Metals (Ash) - Oakridge											
Chromium	7932760	S - 41 - 16	131%	70%	130%	91%	80%	120%	91%	70%	130%

Comments: NA signifies Not Applicable.
Duplicate Qualifier: As the measured result approaches the RL, the uncertainty associated with the value increases dramatically, thus duplicate acceptance limits apply only where the average of the two duplicates is greater than five times the RL.

AGAT Laboratories is accredited to ISO/IEC 17025 by the Canadian Association for Laboratory Accreditation Inc. (CALA) and/or Standards Council of Canada (SCC) for specific tests listed on the scope of accreditation. AGAT Laboratories (Mississauga) is also accredited by the Canadian Association for Laboratory Accreditation Inc. (CALA) for specific drinking water tests. Accreditations are location and parameter specific. A complete listing of parameters for each location is available from www.cala.ca and/or www.scc.ca. The tests in this report may not necessarily be included in the scope of accreditation.

Results relate only to the items tested and to all the items tested

5835 COOPERS AVENUE
MISSISSAUGA, ONTARIO
CANADA L4Z 1Y2
TEL (905)712-5100
FAX (905)712-5122
http://www.agatlabs.com

Method Summary

CLIENT NAME: OAKRIDGE ENVIRONMENTAL LTD.
AGAT WORK ORDER: 16T149622
PROJECT: West Gabbro
ATTENTION TO: Dan MacIntyre
SAMPLING SITE:
SAMPLED BY:BP/DM/SG

PARAMETER	AGAT S.O.P	LITERATURE REFERENCE	ANALYTICAL TECHNIQUE
Miscellaneous Analysis			
Aluminum	MET-93-6103	EPA SW-846 3050B & 6020A	ICP-MS
Antimony	MET-93-6103	EPA SW-846 3050B & 6020A	ICP-MS
Arsenic	MET-93-6103	EPA SW-846 3050B & 6020A	ICP-MS
Barium	MET-93-6103	EPA SW-846 3050B & 6020A	ICP-MS
Beryllium	MET-93-6103	EPA SW-846 3050B & 6020A	ICP-MS
Bismuth	MET-93-6103	EPA SW-846 3050B & 6020A	ICP-MS
Boron	MET-93-6103	EPA SW-846 3050B & 6020A	ICP-MS
Cadmium	MET-93-6103	EPA SW-846 3050B & 6020A	ICP-MS
Calcium	MET-93-6105	EPA SW-846 3050B & 6010C	ICP/OES
Cerium	MET-93-6103	EPA SW-846 3050B & 6020A	ICP-MS
Cesium	MET-93-6103	EPA SW-846 3050B & 6020A	ICP-MS
Cobalt	MET-93-6103	EPA SW-846 3050B & 6020A	ICP-MS
Chromium	MET-93-6103	EPA SW-846 3050B & 6020A	ICP-MS
Copper	MET-93-6103	EPA SW-846 3050B & 6020A	ICP-MS
Gallium	MET-93-6103	EPA SW-846 3050B & 6020A	ICP-MS
Germanium	MET-93-6103	EPA SW-846 3050B & 6020A	ICP-MS
Gold	MET-93-6103	EPA SW-846 3050B & 6020A	ICP-MS
Hafnium	MET-93-6103	EPA SW-846 3050B & 6020A	ICP-MS
Indium	MET-93-6103	EPA SW-846 3050B & 6020A	ICP-MS
Iron	MET-93-6103	EPA SW-846 3050B & 6020A	ICP-MS
Lanthanum	MET-93-6103	EPA SW-846 3050B & 6020A	ICP-MS
Lead	MET-93-6103	EPA SW-846 3050B & 6020A	ICP-MS
Lithium	MET-93-6103	EPA SW-846 3050B & 6020A	ICP-MS
Magnesium	MET-93-6105	EPA SW-846 3050B & 6010C	ICP/OES
Manganese	MET-93-6103	EPA SW-846 3050B & 6020A	ICP-MS
Mercury	MET-93-6103	EPA SW-846 3050B & 6020A	ICP-MS
Molybdenum	MET-93-6103	EPA SW-846 3050B & 6020A	ICP-MS
Nickel	MET-93-6103	EPA SW-846 3050B & 6020A	ICP-MS
Niobium	MET-93-6103	EPA SW-846 3050B & 6020A	ICP-MS
Phosphorus	MET-93-6103	EPA SW-846 3050B & 6020A	ICP-MS
Potassium	MET-93-6105	EPA SW-846 3050B & 6010C	ICP/OES
Sodium	MET-93-6105	EPA SW-846 3050B & 6010C	ICP/OES
Rhenium	MET-93-6103	EPA SW-846 3050B & 6020A	ICP-MS
Rubidium	MET-93-6103	EPA SW-846 3050B & 6020A	ICP-MS
Scandium	MET-93-6103	EPA SW-846 3050B & 6020A	ICP-MS
Selenium	MET-93-6103	EPA SW-846 3050B & 6020A	ICP-MS
Silver	MET-93-6103	EPA SW-846 3050B & 6020A	ICP-MS
Strontium	MET-93-6103	EPA SW-846 3050B & 6020A	ICP-MS
Sulfur	MET-93-6105	EPA SW-846-3050B & 6010C	ICP/OES
Tantalum	MET-93-6103	EPA SW-846 3050B & 6020A	ICP-MS
Tellurium	MET-93-6103	EPA SW-846 3050B & 6020A	ICP-MS
Thallium	MET-93-6103	EPA SW-846 3050B & 6020A	ICP-MS
Thorium	MET-93-6103	EPA SW-846 3050B & 6020A	ICP-MS
Tin	MET-93-6103	EPA SW-846 3050B & 6020A	ICP-MS
Titanium	MET-93-6103	EPA SW-846 3050B & 6020A	ICP-MS
Tungsten	MET-93-6103	EPA SW-846 3050B & 6020A	ICP-MS
Uranium	MET-93-6103	EPA SW-846 3050B & 6020A	ICP-MS
Vanadium	MET-93-6103	EPA SW-846 3050B & 6020A	ICP-MS
Yttrium	MET-93-6103	EPA SW-846 3050B & 6020A	ICP-MS

Results relate only to the items tested and to all the items tested

5835 COOPERS AVENUE
MISSISSAUGA, ONTARIO
CANADA L4Z 1Y2
TEL (905)712-5100
FAX (905)712-5122
http://www.agatlabs.com

Method Summary

CLIENT NAME: OAKRIDGE ENVIRONMENTAL LTD.

AGAT WORK ORDER: 16T149622

PROJECT: West Gabbro

ATTENTION TO: Dan MacIntyre

SAMPLING SITE:

SAMPLED BY:BP/DM/SG

PARAMETER	AGAT S.O.P	LITERATURE REFERENCE	ANALYTICAL TECHNIQUE
Zinc	MET-93-6103	EPA SW-846 3050B & 6020A	ICP-MS
Zirconium	MET-93-6103	EPA SW-846 3050B & 6020A	ICP-MS

Results relate only to the items tested and to all the items tested

5835 COOPERS AVENUE
MISSISSAUGA, ONTARIO
CANADA L4Z 1Y2
TEL (905)712-5100
FAX (905)712-5122
http://www.agatlabs.com

CLIENT NAME: OAKRIDGE ENVIRONMENTAL LTD.
380 Armour Road, Suite 127
Peterborough, ON K9J6Z3
(705) 745-1181

ATTENTION TO: Dan MacIntyre

PROJECT: West Gabbro

AGAT WORK ORDER: 16T149623

SOIL ANALYSIS REVIEWED BY: Mike Muneswar, BSc (Chem), Senior Inorganic Analyst

DATE REPORTED: Nov 14, 2016

PAGES (INCLUDING COVER): 18

VERSION*: 1

Should you require any information regarding this analysis please contact your client services representative at (905) 712-5100

*NOTES

All samples will be disposed of within 30 days following analysis. Please contact the lab if you require additional sample storage time.

Member of: Association of Professional Engineers and Geoscientists of Alberta (APEGA)
Western Enviro-Agricultural Laboratory Association (WEALA)
Environmental Services Association of Alberta (ESAA)

AGAT Laboratories is accredited to ISO/IEC 17025 by the Canadian Association for Laboratory Accreditation Inc. (CALA) and/or Standards Council of Canada (SCC) for specific tests listed on the scope of accreditation. AGAT Laboratories (Mississauga) is also accredited by the Canadian Association for Laboratory Accreditation Inc. (CALA) for specific drinking water tests. Accreditations are location and parameter specific. A complete listing of parameters for each location is available from www.cala.ca and/or www.scc.ca. The tests in this report may not necessarily be included in the scope of accreditation.

Results relate only to the items tested and to all the items tested
All reportable information as specified by ISO 17025:2005 is available from AGAT Laboratories upon request

AGAT Laboratories

5835 COOPERS AVENUE
MISSISSAUGA, ONTARIO
CANADA L4Z 1Y2
TEL (905)712-5100
FAX (905)712-5122
http://www.agatlabs.com

Certificate of Analysis

AGAT WORK ORDER: 16T149623

PROJECT: West Gabbro

CLIENT NAME: OAKRIDGE ENVIRONMENTAL LTD.

ATTENTION TO: Dan MacIntyre

SAMPLING SITE:

SAMPLED BY:BP/DM/SG

Metals (Ash) - Oakridge

DATE RECEIVED: 2016-09-20

DATE REPORTED: 2016-11-14

		SAMPLE DESCRIPTION:		S - 81 - 16	S - 82 - 16	S - 83 - 16	S - 84 - 16	S - 85 - 16	S - 86 - 16	S - 87 - 16	S - 88 - 16
		SAMPLE TYPE:		Bark	Bark	Bark	Bark	Bark	Bark	Bark	Bark
		DATE SAMPLED:		2016-09-02	2016-09-02	2016-09-02	2016-09-02	2016-09-02	2016-09-02	2016-09-02	2016-09-02
Parameter	Unit	G / S	RDL	7932811	7932832	7932833	7932834	7932835	7932836	7932837	7932838
Aluminum	µg/g		5	22100	15500	26100	16400	26800	23100	25500	20800
Antimony	µg/g		0.8	1.4	1.7	3.4	<0.8	<0.8	2.8	3.0	3.5
Arsenic	µg/g		1	5	2	7	4	4	4	5	3
Barium	µg/g		2	1230	1250	1770	392	1240	2070	826	653
Beryllium	µg/g		0.5	<0.5	<0.5	<0.5	<0.5	<0.5	<0.5	0.5	<0.5
Bismuth	µg/g		0.1	1.5	0.5	1.8	0.6	0.8	1.1	1.6	0.8
Boron	µg/g		5	82	191	174	211	195	113	83	260
Cadmium	µg/g		0.5	28.2	71.7	50.7	36.4	33.0	45.2	37.0	35.4
Calcium	µg/g		10	213000	298000	279000	215000	202000	247000	167000	304000
Cerium	µg/g		0.01	25.1	12.8	26.9	20.3	18.8	21.3	25.4	13.8
Cesium	µg/g		0.01	4.35	5.23	3.47	3.97	15.4	4.67	4.71	7.53
Cobalt	µg/g		0.5	6.0	5.8	8.6	4.2	10.7	6.3	6.0	4.6
Chromium	µg/g		2	31	12	19	15	18	15	23	11
Copper	µg/g		1	255	211	328	213	295	282	228	365
Gallium	ug/g		0.50	5.46	2.69	5.07	5.36	6.51	3.60	5.13	2.75
Germanium	µg/g		0.05	2.16	1.36	2.65	1.74	2.49	1.76	1.81	1.90
Gold	µg/g		0.01	0.01	0.02	0.01	0.01	0.02	0.03	0.02	<0.01
Hafnium	µg/g		0.02	0.09	0.14	0.23	0.06	0.15	0.17	0.34	0.18
Indium	µg/g		0.005	0.055	0.022	0.068	0.042	0.035	0.038	0.055	0.025
Iron	µg/g		50	13900	6120	14000	11100	18200	9980	11100	6680
Lanthanum	µg/g		0.1	13.1	6.4	13.7	9.8	9.2	10.4	12.5	7.0
Lead	µg/g		1	405	116	844	90	98	558	585	197
Lithium	µg/g		0.5	6.3	3.8	6.1	4.1	9.6	5.0	5.0	4.2
Magnesium	µg/g		10	11600	12900	14500	10800	19500	16400	14100	17800
Manganese	µg/g		5	5420	10400	6930	12600	9360	9300	9210	3660
Mercury	µg/g		0.10	<0.10	<0.10	<0.10	<0.10	<0.10	<0.10	<0.10	<0.10
Molybdenum	µg/g		0.5	6.0	1.8	8.8	2.4	3.1	4.5	6.2	3.2
Nickel	µg/g		1	44	38	34	19	41	58	53	33
Niobium	µg/g		0.05	1.01	0.22	0.42	0.10	0.17	0.34	0.68	0.42
Phosphorus	µg/g		5	13800	13600	14300	11000	16100	16100	15600	17400

Certified By:

Results relate only to the items tested and to all the items tested

AGAT Laboratories

5835 COOPERS AVENUE
MISSISSAUGA, ONTARIO
CANADA L4Z 1Y2
TEL (905)712-5100
FAX (905)712-5122
http://www.agatlabs.com

Certificate of Analysis

AGAT WORK ORDER: 16T149623

PROJECT: West Gabbro

CLIENT NAME: OAKRIDGE ENVIRONMENTAL LTD.

ATTENTION TO: Dan MacIntyre

SAMPLING SITE:

SAMPLED BY:BP/DM/SG

Metals (Ash) - Oakridge

DATE RECEIVED: 2016-09-20

DATE REPORTED: 2016-11-14

		SAMPLE DESCRIPTION:		S - 81 - 16	S - 82 - 16	S - 83 - 16	S - 84 - 16	S - 85 - 16	S - 86 - 16	S - 87 - 16	S - 88 - 16
		SAMPLE TYPE:		Bark	Bark	Bark	Bark	Bark	Bark	Bark	Bark
		DATE SAMPLED:		2016-09-02	2016-09-02	2016-09-02	2016-09-02	2016-09-02	2016-09-02	2016-09-02	2016-09-02
Parameter	Unit	G / S	RDL	7932811	7932832	7932833	7932834	7932835	7932836	7932837	7932838
Potassium	µg/g		10	28900	25200	27800	19400	35000	37200	31000	34900
Sodium	µg/g		10	1250	1940	2300	594	1820	1810	987	3250
Rhenium	µg/g		0.001	0.001	0.002	0.001	0.001	<0.001	<0.001	<0.001	<0.001
Rubidium	µg/g		0.1	215	215	156	134	407	272	168	215
Scandium	ug/g		0.50	2.92	1.02	1.97	2.70	3.76	1.32	2.14	1.24
Selenium	µg/g		0.8	6.7	5.3	11.1	1.5	3.5	8.3	9.3	5.2
Silver	µg/g		0.4	1.1	2.6	0.7	0.5	0.6	0.7	0.8	0.8
Strontium	µg/g		5	367	576	705	192	498	661	361	513
Sulfur	µg/g		20	21400	18700	33100	10200	18800	26800	21100	28300
Tantalum	µg/g		0.01	0.19	0.03	0.04	0.02	0.03	0.03	0.02	0.03
Tellurium	µg/g		0.01	<0.01	<0.01	<0.01	<0.01	<0.01	<0.01	<0.01	<0.01
Thallium	µg/g		0.4	3.2	<0.4	0.7	2.2	9.5	1.7	4.3	0.7
Thorium	µg/g		0.4	2.0	0.7	1.6	1.9	1.5	1.2	1.2	1.3
Tin	µg/g		1	5	2	5	<1	2	3	6	3
Titanium	µg/g		5	341	168	230	322	505	152	289	156
Tungsten	ug/g		0.50	<0.50	<0.50	0.76	<0.50	<0.50	0.63	0.57	0.57
Uranium	µg/g		0.50	0.87	<0.50	0.97	0.56	0.62	0.87	0.85	<0.50
Vanadium	µg/g		1	46	21	59	26	69	43	50	24
Yttrium	µg/g		0.05	10.3	4.77	11.0	8.63	7.44	8.50	10.1	4.80
Zinc	µg/g		5	2320	4170	3900	1810	2610	4010	2420	3590
Zirconium	µg/g		0.5	3.5	1.8	3.7	0.9	2.6	3.5	8.3	2.7

Certified By:

Results relate only to the items tested and to all the items tested

AGAT Laboratories

5835 COOPERS AVENUE
MISSISSAUGA, ONTARIO
CANADA L4Z 1Y2
TEL (905)712-5100
FAX (905)712-5122
http://www.agatlabs.com

Certificate of Analysis

AGAT WORK ORDER: 16T149623

PROJECT: West Gabbro

CLIENT NAME: OAKRIDGE ENVIRONMENTAL LTD.

ATTENTION TO: Dan MacIntyre

SAMPLING SITE:

SAMPLED BY:BP/DM/SG

Metals (Ash) - Oakridge

DATE RECEIVED: 2016-09-20

DATE REPORTED: 2016-11-14

		SAMPLE DESCRIPTION:		S - 89 - 16	S - 90 - 16	S - 91 - 16	S - 92 - 16	S - 93 - 16	S - 94 - 16	S - 95 - 16	S - 96 - 16
		SAMPLE TYPE:		Bark	Bark	Bark	Bark	Bark	Bark	Bark	Bark
		DATE SAMPLED:		2016-09-02	2016-09-02	2016-09-02	2016-09-02	2016-09-02	2016-09-02	2016-09-02	2016-09-02
Parameter	Unit	G / S	RDL	7932839	7932840	7932841	7932842	7932843	7932844	7932845	7932846
Aluminum	µg/g		5	28200	24100	19400	14100	21600	27700	25600	26800
Antimony	µg/g		0.8	1.7	3.0	1.6	1.8	1.5	2.4	3.6	2.2
Arsenic	µg/g		1	3	5	2	3	4	5	4	4
Barium	µg/g		2	972	1230	1630	772	525	1330	2340	999
Beryllium	µg/g		0.5	<0.5	<0.5	<0.5	<0.5	<0.5	<0.5	<0.5	0.5
Bismuth	µg/g		0.1	0.4	1.7	0.6	0.8	0.6	1.0	1.2	1.5
Boron	µg/g		5	278	95	173	208	132	168	114	81
Cadmium	µg/g		0.5	31.8	36.0	53.6	41.8	45.1	42.9	71.1	38.7
Calcium	µg/g		10	217000	176000	227000	233000	223000	224000	237000	249000
Cerium	µg/g		0.01	8.77	32.4	12.4	16.1	17.7	20.2	21.1	26.3
Cesium	µg/g		0.01	7.86	6.46	5.58	3.25	4.48	6.50	3.23	7.45
Cobalt	µg/g		0.5	7.7	7.0	6.3	6.5	9.3	9.2	8.3	7.8
Chromium	µg/g		2	11	21	10	15	12	16	16	17
Copper	µg/g		1	467	319	347	251	281	361	325	277
Gallium	ug/g		0.50	2.35	5.53	2.32	3.19	3.22	3.97	4.23	4.45
Germanium	µg/g		0.05	1.57	2.27	1.38	1.74	1.73	1.79	1.89	1.93
Gold	µg/g		0.01	0.01	<0.01	<0.01	<0.01	<0.01	<0.01	<0.01	<0.01
Hafnium	µg/g		0.02	0.07	0.19	0.11	0.15	0.12	0.07	0.13	0.17
Indium	µg/g		0.005	0.014	0.053	0.021	0.028	0.034	0.041	0.041	0.049
Iron	µg/g		50	6510	13100	5820	8550	8550	9210	10000	10400
Lanthanum	µg/g		0.1	4.7	15.8	6.3	8.1	8.7	10.3	10.4	12.3
Lead	µg/g		1	46	229	104	61	178	386	290	305
Lithium	µg/g		0.5	4.5	4.8	5.0	4.6	4.2	5.9	6.0	3.7
Magnesium	µg/g		10	20000	12400	14200	15900	13500	17700	17800	16500
Manganese	µg/g		5	6460	7750	6090	7390	5390	5440	8200	9040
Mercury	µg/g		0.10	<0.10	<0.10	<0.10	<0.10	<0.10	<0.10	<0.10	<0.10
Molybdenum	µg/g		0.5	1.8	6.9	2.7	4.2	3.4	4.8	4.6	5.2
Nickel	µg/g		1	23	75	42	48	41	71	64	76
Niobium	µg/g		0.05	0.35	0.34	0.27	0.25	0.27	0.36	0.35	0.30
Phosphorus	µg/g		5	25900	12300	11700	14800	13600	15500	17300	12700

Certified By:

Results relate only to the items tested and to all the items tested

AGAT Laboratories

5835 COOPERS AVENUE
MISSISSAUGA, ONTARIO
CANADA L4Z 1Y2
TEL (905)712-5100
FAX (905)712-5122
http://www.agatlabs.com

Certificate of Analysis

AGAT WORK ORDER: 16T149623

PROJECT: West Gabbro

CLIENT NAME: OAKRIDGE ENVIRONMENTAL LTD.

ATTENTION TO: Dan MacIntyre

SAMPLING SITE:

SAMPLED BY:BP/DM/SG

Metals (Ash) - Oakridge

DATE RECEIVED: 2016-09-20

DATE REPORTED: 2016-11-14

		SAMPLE DESCRIPTION:		S - 89 - 16	S - 90 - 16	S - 91 - 16	S - 92 - 16	S - 93 - 16	S - 94 - 16	S - 95 - 16	S - 96 - 16
		SAMPLE TYPE:		Bark	Bark	Bark	Bark	Bark	Bark	Bark	Bark
		DATE SAMPLED:		2016-09-02	2016-09-02	2016-09-02	2016-09-02	2016-09-02	2016-09-02	2016-09-02	2016-09-02
Parameter	Unit	G / S	RDL	7932839	7932840	7932841	7932842	7932843	7932844	7932845	7932846
Potassium	µg/g		10	54200	43400	48100	34600	32200	42200	38600	26800
Sodium	µg/g		10	2300	2550	3680	1680	2610	3180	2330	882
Rhenium	µg/g		0.001	<0.001	0.001	0.001	<0.001	0.001	0.001	0.001	<0.001
Rubidium	µg/g		0.1	252	214	264	145	188	264	228	191
Scandium	ug/g		0.50	0.90	2.21	0.99	1.50	1.20	1.48	1.69	1.62
Selenium	µg/g		0.8	4.7	12.0	4.0	4.1	6.1	8.4	8.6	8.7
Silver	µg/g		0.4	1.0	0.8	0.8	1.1	0.8	0.8	1.2	0.7
Strontium	µg/g		5	460	592	611	598	559	698	708	518
Sulfur	µg/g		20	30000	25700	20200	16600	23700	23500	28200	21500
Tantalum	µg/g		0.01	0.03	0.03	0.02	0.02	0.01	0.02	0.02	0.02
Tellurium	µg/g		0.01	<0.01	<0.01	<0.01	<0.01	<0.01	<0.01	<0.01	<0.01
Thallium	µg/g		0.4	1.3	3.3	0.4	1.2	2.3	0.6	1.4	9.3
Thorium	µg/g		0.4	0.5	2.1	0.8	1.0	1.0	1.2	1.2	1.2
Tin	µg/g		1	2	5	2	3	3	3	4	4
Titanium	µg/g		5	117	259	135	208	168	228	267	215
Tungsten	ug/g		0.50	<0.50	0.68	<0.50	<0.50	<0.50	0.64	0.66	0.54
Uranium	µg/g		0.50	<0.50	0.85	<0.50	<0.50	0.59	0.62	0.65	0.68
Vanadium	µg/g		1	14	62	20	28	31	38	40	52
Yttrium	µg/g		0.05	3.39	13.9	5.06	5.84	6.56	7.95	8.01	11.2
Zinc	µg/g		5	4820	3480	3630	3430	2810	3690	3940	2970
Zirconium	µg/g		0.5	2.1	4.6	2.3	4.2	3.3	2.1	3.7	4.9

Certified By:

Results relate only to the items tested and to all the items tested

AGAT Laboratories

5835 COOPERS AVENUE
MISSISSAUGA, ONTARIO
CANADA L4Z 1Y2
TEL (905)712-5100
FAX (905)712-5122
http://www.agatlabs.com

Certificate of Analysis

AGAT WORK ORDER: 16T149623

PROJECT: West Gabbro

CLIENT NAME: OAKRIDGE ENVIRONMENTAL LTD.

ATTENTION TO: Dan MacIntyre

SAMPLING SITE:

SAMPLED BY:BP/DM/SG

Metals (Ash) - Oakridge

DATE RECEIVED: 2016-09-20

DATE REPORTED: 2016-11-14

		SAMPLE DESCRIPTION:		S - 97 - 16	S - 98 - 16	S - 99 - 16	S - 100 - 16		S - 101 - 16	S - 102 - 16	S - 103 - 16
		SAMPLE TYPE:		Bark	Bark	Bark	Bark		Bark	Bark	Bark
		DATE SAMPLED:		2016-09-02	2016-09-02	2016-09-02	2016-09-12		2016-09-12	2016-09-12	2016-09-03
Parameter	Unit	G / S	RDL	7932847	7932848	7932849	7932850	RDL	7932851	7932853	7932854
Aluminum	µg/g		5	24900	26400	18600	18400	5	28300	18900	23600
Antimony	µg/g		0.8	1.7	2.5	2.1	1.6	0.8	1.4	<0.8	2.3
Arsenic	µg/g		1	4	5	3	3	1	3	6	4
Barium	µg/g		2	1330	570	901	1130	2	1330	885	925
Beryllium	µg/g		0.5	<0.5	<0.5	<0.5	<0.5	0.5	<0.5	0.5	<0.5
Bismuth	µg/g		0.1	1.0	1.3	0.8	0.9	0.1	0.7	0.7	0.9
Boron	µg/g		5	143	111	162	130	5	193	178	126
Cadmium	µg/g		0.5	40.1	46.9	55.5	23.0	0.5	48.5	18.4	25.0
Calcium	µg/g		10	226000	276000	240000	260000	100	241000	176000	300000
Cerium	µg/g		0.01	21.0	27.7	17.1	15.4	0.01	20.0	27.0	16.4
Cesium	µg/g		0.01	13.8	6.32	9.22	1.30	0.01	2.84	4.75	3.16
Cobalt	µg/g		0.5	8.0	6.7	6.4	4.8	0.5	7.5	6.8	5.3
Chromium	µg/g		2	22	18	14	15	2	17	19	12
Copper	µg/g		1	285	289	280	215	1	272	217	230
Gallium	ug/g		0.50	4.84	4.79	3.58	3.16	0.50	4.14	12.1	3.32
Germanium	µg/g		0.05	1.96	1.91	1.67	1.25	0.05	1.91	3.90	1.70
Gold	µg/g		0.01	<0.01	<0.01	0.02	<0.01	0.01	<0.01	<0.01	0.02
Hafnium	µg/g		0.02	0.07	0.15	0.10	0.20	0.02	0.17	0.20	0.08
Indium	µg/g		0.005	0.039	0.049	0.030	0.035	0.005	0.036	0.070	0.044
Iron	µg/g		50	12500	10800	8440	8240	50	10300	17500	7330
Lanthanum	µg/g		0.1	10.9	13.6	8.5	7.9	0.1	8.7	11.0	8.3
Lead	µg/g		1	209	524	67	354	1	204	86	409
Lithium	µg/g		0.5	7.9	5.2	4.1	3.7	0.5	6.9	9.0	4.6
Magnesium	µg/g		10	18300	14400	14500	15100	100	15100	13300	11500
Manganese	µg/g		5	5620	5030	12700	5670	5	4820	5820	5410
Mercury	µg/g		0.10	<0.10	<0.10	<0.10	<0.10	0.10	<0.10	<0.10	<0.10
Molybdenum	µg/g		0.5	4.3	4.7	3.9	3.2	0.5	3.3	2.4	3.3
Nickel	µg/g		1	38	39	60	31	1	44	33	38
Niobium	µg/g		0.05	0.34	0.33	0.34	0.51	0.05	1.88	0.08	0.35
Phosphorus	µg/g		5	20400	11000	15200	12200	5	14800	7170	11400

Certified By:

Results relate only to the items tested and to all the items tested

AGAT Laboratories

5835 COOPERS AVENUE
MISSISSAUGA, ONTARIO
CANADA L4Z 1Y2
TEL (905)712-5100
FAX (905)712-5122
http://www.agatlabs.com

Certificate of Analysis

AGAT WORK ORDER: 16T149623

PROJECT: West Gabbro

CLIENT NAME: OAKRIDGE ENVIRONMENTAL LTD.

ATTENTION TO: Dan MacIntyre

SAMPLING SITE:

SAMPLED BY:BP/DM/SG

Metals (Ash) - Oakridge

DATE RECEIVED: 2016-09-20

DATE REPORTED: 2016-11-14

		SAMPLE DESCRIPTION:		S - 97 - 16	S - 98 - 16	S - 99 - 16	S - 100 - 16		S - 101 - 16	S - 102 - 16	S - 103 - 16
		SAMPLE TYPE:		Bark	Bark	Bark	Bark		Bark	Bark	Bark
		DATE SAMPLED:		2016-09-02	2016-09-02	2016-09-02	2016-09-12		2016-09-12	2016-09-12	2016-09-03
Parameter	Unit	G / S	RDL	7932847	7932848	7932849	7932850	RDL	7932851	7932853	7932854
Potassium	µg/g		10	44500	27800	29400	37000	100	44900	25700	25200
Sodium	µg/g		10	1640	1980	1280	3970	100	3780	1740	2370
Rhenium	µg/g		0.001	<0.001	0.001	<0.001	<0.001	0.001	<0.001	0.001	<0.001
Rubidium	µg/g		0.1	254	176	261	159	0.1	286	245	178
Scandium	ug/g		0.50	2.18	1.75	1.36	1.29	0.50	1.98	3.99	0.97
Selenium	µg/g		0.8	5.7	7.0	4.7	4.6	0.8	5.9	1.4	6.9
Silver	µg/g		0.4	1.1	0.7	1.5	0.9	0.4	0.6	<0.4	0.8
Strontium	µg/g		5	457	400	465	370	5	677	341	508
Sulfur	µg/g		20	27100	24500	19600	21900	200	21900	13600	21900
Tantalum	µg/g		0.01	0.02	0.02	0.02	0.01	0.01	0.38	0.03	0.04
Tellurium	µg/g		0.01	<0.01	<0.01	<0.01	<0.01	0.01	<0.01	<0.01	<0.01
Thallium	µg/g		0.4	3.9	0.6	4.1	1.3	0.4	0.8	1.7	<0.4
Thorium	µg/g		0.4	1.5	1.7	1.0	0.9	0.4	1.2	3.7	0.8
Tin	µg/g		1	3	3	3	4	1	3	<1	2
Titanium	µg/g		5	375	244	219	209	5	294	302	158
Tungsten	ug/g		0.50	<0.50	0.55	<0.50	<0.50	0.50	<0.50	<0.50	0.53
Uranium	µg/g		0.50	0.67	0.79	<0.50	0.54	0.50	0.55	0.83	0.54
Vanadium	µg/g		1	35	48	28	28	1	30	48	39
Yttrium	µg/g		0.05	8.00	12.0	6.81	5.76	0.05	8.10	13.1	7.28
Zinc	µg/g		5	3070	3130	4180	1840	5	2530	2220	2630
Zirconium	µg/g		0.5	2.3	4.0	3.1	6.0	0.5	3.9	3.2	1.9

Certified By:

Results relate only to the items tested and to all the items tested

AGAT Laboratories

5835 COOPERS AVENUE
MISSISSAUGA, ONTARIO
CANADA L4Z 1Y2
TEL (905)712-5100
FAX (905)712-5122
http://www.agatlabs.com

Certificate of Analysis

AGAT WORK ORDER: 16T149623

PROJECT: West Gabbro

CLIENT NAME: OAKRIDGE ENVIRONMENTAL LTD.

ATTENTION TO: Dan MacIntyre

SAMPLING SITE:

SAMPLED BY:BP/DM/SG

Metals (Ash) - Oakridge

DATE RECEIVED: 2016-09-20

DATE REPORTED: 2016-11-14

		SAMPLE DESCRIPTION:		S - 104 - 16	S - 105 - 16	S - 106 - 16	S - 107 - 16	S - 108 - 16	S - 109 - 16	S - 110 - 16	S - 111 - 16
		SAMPLE TYPE:		Bark	Bark	Bark	Bark	Bark	Bark	Bark	Bark
		DATE SAMPLED:		2016-09-12	2016-09-12	2016-09-12	2016-09-12	2016-09-12	2016-09-12	2016-09-12	2016-09-12
Parameter	Unit	G / S	RDL	7932855	7932856	7932857	7932858	7932859	7932860	7932861	7932862
Aluminum	µg/g		5	35200	36600	21200	16200	28800	26300	24600	33700
Antimony	µg/g		0.8	3.1	3.0	1.5	1.4	2.4	2.9	2.4	2.6
Arsenic	µg/g		1	8	6	3	2	4	5	3	7
Barium	µg/g		2	539	1340	881	541	603	915	852	1240
Beryllium	µg/g		0.5	<0.5	0.6	<0.5	<0.5	<0.5	<0.5	<0.5	0.5
Bismuth	µg/g		0.1	1.3	1.7	0.7	0.6	0.8	1.3	0.8	1.6
Boron	µg/g		5	187	200	148	162	111	91	159	137
Cadmium	µg/g		0.5	46.0	29.6	83.1	58.9	53.9	38.7	57.8	38.1
Calcium	µg/g		100	194000	258000	277000	298000	228000	272000	272000	249000
Cerium	µg/g		0.01	24.3	27.0	11.9	9.80	18.4	22.9	14.7	28.6
Cesium	µg/g		0.01	5.08	6.99	10.1	5.89	7.49	5.30	8.49	4.76
Cobalt	µg/g		0.5	8.3	12.0	5.0	5.2	8.2	8.0	7.1	8.2
Chromium	µg/g		2	72	20	14	9	57	105	15	21
Copper	µg/g		1	313	397	250	269	338	239	313	417
Gallium	ug/g		0.50	6.08	4.69	3.12	2.47	4.99	4.08	3.68	5.32
Germanium	µg/g		0.05	1.91	2.63	1.45	1.40	1.89	1.78	1.68	2.21
Gold	µg/g		0.01	0.02	0.02	0.02	0.01	0.23	0.01	0.02	0.01
Hafnium	µg/g		0.02	0.20	0.27	0.13	0.09	0.12	0.07	0.18	0.18
Indium	µg/g		0.005	0.062	0.076	0.021	0.018	0.033	0.050	0.024	0.073
Iron	µg/g		50	12700	13200	6680	5340	11200	8950	8150	11500
Lanthanum	µg/g		0.1	12.3	13.6	6.0	4.8	9.1	11.6	7.5	13.9
Lead	µg/g		1	243	1020	91	94	113	487	99	665
Lithium	µg/g		0.5	6.9	9.5	4.7	4.0	7.3	4.4	4.9	5.7
Magnesium	µg/g		100	17600	13200	20600	19400	17900	13700	14200	14400
Manganese	µg/g		5	9400	3780	17300	12900	12100	6420	11300	6340
Mercury	µg/g		0.10	<0.10	<0.10	<0.10	<0.10	<0.10	<0.10	<0.10	<0.10
Molybdenum	µg/g		0.5	14.8	5.6	2.5	2.3	4.2	5.6	3.5	5.6
Nickel	µg/g		1	71	54	51	50	54	108	41	53
Niobium	µg/g		0.05	0.45	0.54	0.29	0.26	0.43	0.33	0.38	0.43
Phosphorus	µg/g		5	18700	16200	14400	14000	22200	12800	16500	14400

Certified By:

Results relate only to the items tested and to all the items tested

AGAT Laboratories

5835 COOPERS AVENUE
MISSISSAUGA, ONTARIO
CANADA L4Z 1Y2
TEL (905)712-5100
FAX (905)712-5122
http://www.agatlabs.com

Certificate of Analysis

AGAT WORK ORDER: 16T149623

PROJECT: West Gabbro

CLIENT NAME: OAKRIDGE ENVIRONMENTAL LTD.

ATTENTION TO: Dan MacIntyre

SAMPLING SITE:

SAMPLED BY:BP/DM/SG

Metals (Ash) - Oakridge

DATE RECEIVED: 2016-09-20

DATE REPORTED: 2016-11-14

		SAMPLE DESCRIPTION:		S - 104 - 16	S - 105 - 16	S - 106 - 16	S - 107 - 16	S - 108 - 16	S - 109 - 16	S - 110 - 16	S - 111 - 16
		SAMPLE TYPE:		Bark	Bark	Bark	Bark	Bark	Bark	Bark	Bark
		DATE SAMPLED:		2016-09-12	2016-09-12	2016-09-12	2016-09-12	2016-09-12	2016-09-12	2016-09-12	2016-09-12
Parameter	Unit	G / S	RDL	7932855	7932856	7932857	7932858	7932859	7932860	7932861	7932862
Potassium	µg/g		100	37100	40800	32100	25600	39200	24900	23800	28900
Sodium	µg/g		100	3630	3580	1920	1690	2340	1830	1290	2410
Rhenium	µg/g		0.001	<0.001	<0.001	<0.001	<0.001	<0.001	0.001	<0.001	<0.001
Rubidium	µg/g		0.1	202	299	308	201	283	168	191	189
Scandium	ug/g		0.50	2.17	1.70	0.95	0.73	1.65	1.34	1.22	1.75
Selenium	µg/g		0.8	6.6	9.3	5.0	4.4	6.3	8.4	5.3	8.5
Silver	µg/g		0.4	1.0	0.6	1.1	0.6	1.1	0.4	1.0	0.5
Strontium	µg/g		5	421	675	457	461	348	498	459	623
Sulfur	µg/g		200	21000	25200	20400	20000	23700	25200	20500	27100
Tantalum	µg/g		0.01	0.05	0.07	0.04	0.03	0.04	0.03	0.05	0.04
Tellurium	µg/g		0.01	<0.01	<0.01	<0.01	<0.01	<0.01	<0.01	<0.01	<0.01
Thallium	µg/g		0.4	2.7	1.4	1.4	<0.4	2.7	<0.4	2.4	2.6
Thorium	µg/g		0.4	1.7	2.1	0.7	0.6	1.1	1.1	0.9	1.8
Tin	µg/g		1	4	4	2	2	3	3	3	4
Titanium	µg/g		5	361	246	190	113	292	188	216	258
Tungsten	ug/g		0.50	0.63	0.83	<0.50	<0.50	0.56	0.88	<0.50	0.73
Uranium	µg/g		0.50	1.02	0.94	<0.50	<0.50	0.58	0.68	<0.50	1.00
Vanadium	µg/g		1	49	59	22	19	34	46	24	62
Yttrium	µg/g		0.05	9.43	11.8	4.39	3.86	7.01	9.41	5.85	12.6
Zinc	µg/g		5	2820	4760	4680	4770	4200	3350	3270	3510
Zirconium	µg/g		0.5	4.4	5.0	2.8	2.1	2.9	1.6	4.0	4.3

Certified By:

Results relate only to the items tested and to all the items tested

AGAT Laboratories

5835 COOPERS AVENUE
MISSISSAUGA, ONTARIO
CANADA L4Z 1Y2
TEL (905)712-5100
FAX (905)712-5122
http://www.agatlabs.com

Certificate of Analysis

AGAT WORK ORDER: 16T149623

PROJECT: West Gabbro

CLIENT NAME: OAKRIDGE ENVIRONMENTAL LTD.

ATTENTION TO: Dan MacIntyre

SAMPLING SITE:

SAMPLED BY:BP/DM/SG

Metals (Ash) - Oakridge

DATE RECEIVED: 2016-09-20

DATE REPORTED: 2016-11-14

		SAMPLE DESCRIPTION:		S - 112 - 16	S - 113 - 16	S - 114 - 16	S - 115 - 16	S - 116 - 16	S - 117 - 16	S - 118 - 16	S - 119 - 16
		SAMPLE TYPE:		Bark	Bark	Bark	Bark	Bark	Bark	Bark	Bark
		DATE SAMPLED:		2016-09-12	2016-09-12	2016-09-12	2016-09-12	2016-09-12	2016-09-12	2016-09-12	2016-09-12
Parameter	Unit	G / S	RDL	7932863	7932864	7932865	7932866	7932867	7932868	7932869	7932870
Aluminum	µg/g		5	23400	25400	21200	28700	25900	29600	18900	25100
Antimony	µg/g		0.8	1.1	2.0	1.0	2.4	1.9	2.0	1.7	1.5
Arsenic	µg/g		1	3	3	3	4	4	4	4	3
Barium	µg/g		2	1880	721	1870	1000	541	823	845	3080
Beryllium	µg/g		0.5	<0.5	<0.5	<0.5	0.5	<0.5	<0.5	<0.5	<0.5
Bismuth	µg/g		0.1	1.0	1.0	0.5	1.6	0.9	1.1	0.4	0.8
Boron	µg/g		5	196	89	239	113	214	151	425	196
Cadmium	µg/g		0.5	37.1	39.7	38.9	52.4	55.1	45.9	63.5	61.2
Calcium	µg/g		100	230000	293000	255000	248000	254000	249000	233000	220000
Cerium	µg/g		0.01	22.0	18.7	17.2	28.6	13.5	20.1	8.50	21.2
Cesium	µg/g		0.01	5.02	3.16	4.78	7.78	24.0	10.8	15.3	5.69
Cobalt	µg/g		0.5	7.0	5.5	11.0	7.5	6.2	6.7	7.9	8.2
Chromium	µg/g		2	29	12	13	107	17	66	8	13
Copper	µg/g		1	294	229	288	341	309	332	262	272
Gallium	ug/g		0.50	4.51	3.24	2.89	5.15	3.02	4.38	2.24	4.32
Germanium	µg/g		0.05	1.86	1.64	2.32	2.03	1.66	1.87	1.59	1.80
Gold	µg/g		0.01	0.01	<0.01	0.02	0.01	0.01	<0.01	<0.01	<0.01
Hafnium	µg/g		0.02	0.16	0.13	0.15	0.16	0.05	0.16	0.08	0.06
Indium	µg/g		0.005	0.059	0.035	0.019	0.052	0.045	0.031	0.017	0.035
Iron	µg/g		50	11100	7980	14400	13200	8210	9870	4850	10400
Lanthanum	µg/g		0.1	11.8	8.9	9.4	13.7	7.0	9.6	4.1	9.5
Lead	µg/g		1	106	313	83	170	603	108	200	154
Lithium	µg/g		0.5	6.7	4.5	6.2	5.2	2.9	6.1	8.0	7.6
Magnesium	µg/g		100	17900	10900	18500	15400	26600	15400	20500	19400
Manganese	µg/g		5	8450	4410	9220	7090	12500	7700	7570	13800
Mercury	µg/g		0.10	<0.10	<0.10	<0.10	<0.10	<0.10	<0.10	<0.10	0.15
Molybdenum	µg/g		0.5	4.4	3.2	2.6	7.1	3.4	5.2	2.5	3.9
Nickel	µg/g		1	52	39	36	117	62	92	83	70
Niobium	µg/g		0.05	0.30	0.30	0.33	0.39	0.30	0.40	0.39	0.32
Phosphorus	µg/g		5	16600	12300	14600	17900	22400	18400	34600	19300

Certified By:

Results relate only to the items tested and to all the items tested

AGAT Laboratories

5835 COOPERS AVENUE
MISSISSAUGA, ONTARIO
CANADA L4Z 1Y2
TEL (905)712-5100
FAX (905)712-5122
http://www.agatlabs.com

Certificate of Analysis

AGAT WORK ORDER: 16T149623

PROJECT: West Gabbro

CLIENT NAME: OAKRIDGE ENVIRONMENTAL LTD.

ATTENTION TO: Dan MacIntyre

SAMPLING SITE:

SAMPLED BY:BP/DM/SG

Metals (Ash) - Oakridge

DATE RECEIVED: 2016-09-20

DATE REPORTED: 2016-11-14

		SAMPLE DESCRIPTION:		S - 112 - 16	S - 113 - 16	S - 114 - 16	S - 115 - 16	S - 116 - 16	S - 117 - 16	S - 118 - 16	S - 119 - 16
		SAMPLE TYPE:		Bark	Bark	Bark	Bark	Bark	Bark	Bark	Bark
		DATE SAMPLED:		2016-09-12	2016-09-12	2016-09-12	2016-09-12	2016-09-12	2016-09-12	2016-09-12	2016-09-12
Parameter	Unit	G / S	RDL	7932863	7932864	7932865	7932866	7932867	7932868	7932869	7932870
Potassium	µg/g		100	30400	22300	33700	26700	45800	27800	98400	37900
Sodium	µg/g		100	1560	1570	2160	1470	1460	1570	6610	2540
Rhenium	µg/g		0.001	<0.001	<0.001	<0.001	<0.001	<0.001	<0.001	0.007	0.001
Rubidium	µg/g		0.1	188	130	227	244	405	248	738	312
Scandium	ug/g		0.50	1.81	1.15	1.20	1.68	0.70	1.35	0.67	1.28
Selenium	µg/g		0.8	6.5	6.7	4.3	9.4	5.0	5.8	3.2	8.1
Silver	µg/g		0.4	0.8	1.1	0.6	1.3	0.9	0.8	1.0	1.3
Strontium	µg/g		5	840	580	913	487	384	501	551	842
Sulfur	µg/g		200	20500	20300	18300	18000	21300	19400	38800	24200
Tantalum	µg/g		0.01	0.03	0.03	0.04	0.03	0.03	0.03	0.04	0.02
Tellurium	µg/g		0.01	<0.01	<0.01	<0.01	<0.01	<0.01	<0.01	<0.01	<0.01
Thallium	µg/g		0.4	4.2	0.4	0.9	1.7	2.6	4.5	0.5	1.0
Thorium	µg/g		0.4	1.5	1.1	0.9	1.5	0.8	1.3	0.5	1.0
Tin	µg/g		1	3	3	2	5	3	3	1	3
Titanium	µg/g		5	290	179	209	249	119	248	123	264
Tungsten	ug/g		0.50	<0.50	0.51	<0.50	0.70	0.57	0.64	<0.50	0.51
Uranium	µg/g		0.50	0.63	0.53	<0.50	0.73	0.76	0.57	<0.50	0.55
Vanadium	µg/g		1	31	30	20	47	40	34	19	31
Yttrium	µg/g		0.05	7.90	7.84	8.07	11.6	5.40	8.38	3.79	7.18
Zinc	µg/g		5	2860	2880	2560	4240	5030	3010	5520	3910
Zirconium	µg/g		0.5	4.1	3.6	3.5	4.1	1.7	4.2	2.3	2.1

Certified By:

Results relate only to the items tested and to all the items tested

AGAT Laboratories

5835 COOPERS AVENUE
MISSISSAUGA, ONTARIO
CANADA L4Z 1Y2
TEL (905)712-5100
FAX (905)712-5122
http://www.agatlabs.com

Certificate of Analysis

AGAT WORK ORDER: 16T149623

PROJECT: West Gabbro

CLIENT NAME: OAKRIDGE ENVIRONMENTAL LTD.

ATTENTION TO: Dan MacIntyre

SAMPLING SITE:

SAMPLED BY:BP/DM/SG

Metals (Ash) - Oakridge

DATE RECEIVED: 2016-09-20

DATE REPORTED: 2016-11-14

		SAMPLE DESCRIPTION:		S - 120 - 16
		SAMPLE TYPE:		Bark
		DATE SAMPLED:		2016-09-12
Parameter	Unit	G / S	RDL	7932871
Aluminum	µg/g		5	19600
Antimony	µg/g		0.8	1.4
Arsenic	µg/g		1	4
Barium	µg/g		2	1250
Beryllium	µg/g		0.5	<0.5
Bismuth	µg/g		0.1	0.8
Boron	µg/g		5	151
Cadmium	µg/g		0.5	46.2
Calcium	µg/g		100	273000
Cerium	µg/g		0.01	15.9
Cesium	µg/g		0.01	3.29
Cobalt	µg/g		0.5	5.3
Chromium	µg/g		2	11
Copper	µg/g		1	275
Gallium	ug/g		0.50	3.24
Germanium	µg/g		0.05	1.52
Gold	µg/g		0.01	<0.01
Hafnium	µg/g		0.02	0.08
Indium	µg/g		0.005	0.034
Iron	µg/g		50	7480
Lanthanum	µg/g		0.1	8.5
Lead	µg/g		1	397
Lithium	µg/g		0.5	4.5
Magnesium	µg/g		100	14600
Manganese	µg/g		5	7780
Mercury	µg/g		0.10	0.33
Molybdenum	µg/g		0.5	3.1
Nickel	µg/g		1	38
Niobium	µg/g		0.05	0.24
Phosphorus	µg/g		5	13900

Certified By:

Results relate only to the items tested and to all the items tested

AGAT Laboratories

5835 COOPERS AVENUE
MISSISSAUGA, ONTARIO
CANADA L4Z 1Y2
TEL (905)712-5100
FAX (905)712-5122
http://www.agatlabs.com

Certificate of Analysis

AGAT WORK ORDER: 16T149623

PROJECT: West Gabbro

CLIENT NAME: OAKRIDGE ENVIRONMENTAL LTD.

ATTENTION TO: Dan MacIntyre

SAMPLING SITE:

SAMPLED BY:BP/DM/SG

Metals (Ash) - Oakridge

DATE RECEIVED: 2016-09-20

DATE REPORTED: 2016-11-14

		SAMPLE DESCRIPTION:		S - 120 - 16
		SAMPLE TYPE:		Bark
		DATE SAMPLED:		2016-09-12
Parameter	Unit	G / S	RDL	7932871
Potassium	µg/g		100	21600
Sodium	µg/g		100	1940
Rhenium	µg/g		0.001	<0.001
Rubidium	µg/g		0.1	118
Scandium	ug/g		0.50	0.95
Selenium	µg/g		0.8	6.2
Silver	µg/g		0.4	1.4
Strontium	µg/g		5	536
Sulfur	µg/g		200	21000
Tantalum	µg/g		0.01	0.02
Tellurium	µg/g		0.01	<0.01
Thallium	µg/g		0.4	<0.4
Thorium	µg/g		0.4	0.8
Tin	µg/g		1	2
Titanium	µg/g		5	165
Tungsten	ug/g		0.50	<0.50
Uranium	µg/g		0.50	<0.50
Vanadium	µg/g		1	27
Yttrium	µg/g		0.05	6.01
Zinc	µg/g		5	2760
Zirconium	µg/g		0.5	2.2

Comments: RDL - Reported Detection Limit; G / S - Guideline / Standard

7932811-7932871

Certified By:

Results relate only to the items tested and to all the items tested

AGAT Laboratories

5835 COOPERS AVENUE
MISSISSAUGA, ONTARIO
CANADA L4Z 1Y2
TEL (905)712-5100
FAX (905)712-5122
http://www.agatlabs.com

Quality Assurance

CLIENT NAME: OAKRIDGE ENVIRONMENTAL LTD.
AGAT WORK ORDER: 16T149623
PROJECT: West Gabbro
ATTENTION TO: Dan MacIntyre
SAMPLING SITE:
SAMPLED BY:BP/DM/SG

Soil Analysis

RPT Date: Nov 14, 2016			DUPLICATE				REFERENCE MATERIAL			METHOD BLANK SPIKE			MATRIX SPIKE		
PARAMETER	Batch	Sample Id	Dup #1	Dup #2	RPD	Method Blank	Measured Value	Acceptable Limits		Recovery	Acceptable Limits		Recovery	Acceptable Limits	
								Lower	Upper		Lower	Upper		Lower	Upper
Metals (Ash) - Oakridge															
Aluminum	7932811	7932811	22100	21800	1.4%	< 5	83%	70%	130%	104%	80%	120%	98%	70%	130%
Antimony	7932811	7932811	1.4	1.9	NA	< 0.8	98%	70%	130%	91%	80%	120%	98%	70%	130%
Arsenic	7932811	7932811	5	4	NA	< 1	82%	70%	130%	92%	80%	120%	93%	70%	130%
Barium	7932811	7932811	1230	1590	25.5%	< 2	112%	70%	130%	102%	80%	120%	90%	70%	130%
Beryllium	7932811	7932811	< 0.5	< 0.5	NA	< 0.5	79%	70%	130%	99%	80%	120%	88%	70%	130%
Bismuth	7932811	7932811	1.5	1.4	6.9%	< 0.1	101%	70%	130%	104%	80%	120%	98%	70%	130%
Boron	7932811	7932811	82	98	17.8%	< 5	112%	70%	130%	94%	80%	120%	74%	70%	130%
Cadmium	7932811	7932811	28.2	37.2	27.5%	< 0.5	106%	70%	130%	104%	80%	120%	103%	70%	130%
Calcium	7932811	7932811	213000	288000	29.9%	< 10	99%	70%	130%	98%	80%	120%	114%	70%	130%
Cerium	7932811	7932811	25.1	25.6	2.0%	< 0.01	99%	70%	130%	102%	80%	120%	90%	70%	130%
Cesium	7932811	7932811	4.35	3.39	24.8%	< 0.01	103%	70%	130%	106%	80%	120%	91%	70%	130%
Cobalt	7932811	7932811	6.0	5.9	1.7%	< 0.5	94%	70%	130%	102%	80%	120%	95%	70%	130%
Chromium	7932811	7932811	31	26	17.5%	< 2	127%	70%	130%	106%	80%	120%	97%	70%	130%
Copper	7932811	7932811	255	297	15.2%	< 1	83%	70%	130%	109%	80%	120%	92%	70%	130%
Gallium	7932811	7932811	5.46	4.69	15.2%	< 0.50	100%	70%	130%	104%	80%	120%	97%	70%	130%
Germanium	7932811	7932811	2.16	2.05	5.2%	< 0.05	101%	70%	130%	106%	80%	120%	101%	70%	130%
Gold	7932811	7932811	0.01	< 0.01	NA	< 0.01	96%	70%	130%	104%	80%	120%	101%	70%	130%
Hafnium	7932811	7932811	0.09	0.18	NA	< 0.02	99%	70%	130%	102%	80%	120%	99%	70%	130%
Indium	7932811	7932811	0.055	0.057	3.6%	< 0.005	102%	70%	130%	105%	80%	120%	89%	70%	130%
Iron	7932811	7932811	13900	12000	14.7%	< 50	101%	70%	130%	112%	80%	120%	98%	70%	130%
Lanthanum	7932811	7932811	13.1	13.2	0.8%	< 0.1	101%	70%	130%	104%	80%	120%	89%	70%	130%
Lead	7932811	7932811	405	355	13.2%	< 1	99%	70%	130%	104%	80%	120%	93%	70%	130%
Lithium	7932811	7932811	6.3	6.6	4.7%	< 0.5	102%	70%	130%	100%	80%	120%	87%	70%	130%
Magnesium	7932811	7932811	11600	12500	7.5%	< 10	99%	70%	130%	93%	80%	120%	92%	70%	130%
Manganese	7932811	7932811	5420	6370	16.1%	< 5	97%	70%	130%	105%	80%	120%	88%	70%	130%
Mercury	7932811	7932811	< 0.10	< 0.10	NA	< 0.10	90%	70%	130%	91%	80%	120%	91%	70%	130%
Molybdenum	7932811	7932811	6.0	5.8	3.4%	< 0.5	76%	70%	130%	98%	80%	120%	106%	70%	130%
Nickel	7932811	7932811	44	38	14.6%	< 1	91%	70%	130%	100%	80%	120%	92%	70%	130%
Niobium	7932811	7932811	1.01	0.85	17.2%	< 0.05	101%	70%	130%	100%	80%	120%	101%	70%	130%
Phosphorus	7932811	7932811	13800	14800	7.0%	< 5	99%	70%	130%	103%	80%	120%	106%	70%	130%
Potassium	7932811	7932811	28900	26000	10.6%	< 10	101%	70%	130%	98%	80%	120%	95%	70%	130%
Sodium	7932811	7932811	1250	2030	47.6%	< 10	101%	70%	130%	96%	80%	120%	94%	70%	130%
Rhenium	7932811	7932811	0.001	0.001	NA	< 0.001	96%	70%	130%	104%	80%	120%	105%	70%	130%
Rubidium	7932811	7932811	215	179	18.3%	< 0.1	101%	70%	130%	104%	80%	120%	100%	70%	130%
Scandium	7932811	7932811	2.92	2.53	14.3%	< 0.50	101%	70%	130%	107%	80%	120%	103%	70%	130%
Selenium	7932811	7932811	6.7	7.8	15.2%	< 0.8	81%	70%	130%	93%	80%	120%	100%	70%	130%
Silver	7932811	7932811	1.1	1.6	NA	< 0.4	97%	70%	130%	102%	80%	120%	104%	70%	130%
Strontium	7932811	7932811	367	480	26.7%	< 5	129%	70%	130%	104%	80%	120%	96%	70%	130%
Sulfur	7932811	7932811	21400	25300	16.7%	< 20	103%	70%	130%	103%	80%	120%	105%	70%	130%

AGAT Laboratories is accredited to ISO/IEC 17025 by the Canadian Association for Laboratory Accreditation Inc. (CALA) and/or Standards Council of Canada (SCC) for specific tests listed on the scope of accreditation. AGAT Laboratories (Mississauga) is also accredited by the Canadian Association for Laboratory Accreditation Inc. (CALA) for specific drinking water tests. Accreditations are location and parameter specific. A complete listing of parameters for each location is available from www.cala.ca and/or www.scc.ca. The tests in this report may not necessarily be included in the scope of accreditation.

Results relate only to the items tested and to all the items tested

AGAT Laboratories

5835 COOPERS AVENUE
MISSISSAUGA, ONTARIO
CANADA L4Z 1Y2
TEL (905)712-5100
FAX (905)712-5122
http://www.agatlabs.com

Quality Assurance

CLIENT NAME: OAKRIDGE ENVIRONMENTAL LTD.
AGAT WORK ORDER: 16T149623
PROJECT: West Gabbro
ATTENTION TO: Dan MacIntyre
SAMPLING SITE:
SAMPLED BY:BP/DM/SG

Soil Analysis (Continued)

RPT Date: Nov 14, 2016			DUPLICATE				REFERENCE MATERIAL			METHOD BLANK SPIKE			MATRIX SPIKE		
PARAMETER	Batch	Sample Id	Dup #1	Dup #2	RPD	Method Blank	Measured Value	Acceptable Limits		Recovery	Acceptable Limits		Recovery	Acceptable Limits	
								Lower	Upper		Lower	Upper		Lower	Upper
Tantalum	7932811	7932811	0.19	0.18	5.4%	< 0.01	98%	70%	130%	93%	80%	120%	99%	70%	130%
Tellurium	7932811	7932811	< 0.01	< 0.01	NA	< 0.01	96%	70%	130%	104%	80%	120%	100%	70%	130%
Thallium	7932811	7932811	3.2	1.5	NA	< 0.4	94%	70%	130%	96%	80%	120%	94%	70%	130%
Thorium	7932811	7932811	2.0	1.9	NA	< 0.4	100%	70%	130%	106%	80%	120%	104%	70%	130%
Tin	7932811	7932811	5	5	0.0%	< 1	100%	70%	130%	99%	80%	120%	107%	70%	130%
Titanium	7932811	7932811	341	265	25.1%	< 5	84%	70%	130%	97%	80%	120%	76%	70%	130%
Tungsten	7932811	7932811	< 0.50	0.61	NA	< 0.50	100%	70%	130%	103%	80%	120%	101%	70%	130%
Uranium	7932811	7932811	0.87	0.77	NA	< 0.50	116%	70%	130%	103%	80%	120%	101%	70%	130%
Vanadium	7932811	7932811	46	45	2.2%	< 1	112%	70%	130%	103%	80%	120%	99%	70%	130%
Yttrium	7932811	7932811	10.3	10.8	4.7%	< 0.05	100%	70%	130%	108%	80%	120%	105%	70%	130%
Zinc	7932811	7932811	2320	2980	24.9%	< 5	96%	70%	130%	110%	80%	120%	100%	70%	130%
Zirconium	7932811	7932811	3.5	4.6	27.2%	< 0.5	98%	70%	130%	98%	80%	120%	99%	70%	130%

Comments: NA signifies Not Applicable.
Duplicate Qualifier: As the measured result approaches the RL, the uncertainty associated with the value increases dramatically, thus duplicate acceptance limits apply only where the average of the two duplicates is greater than five times the RL.

Metals (Ash) - Oakridge															
Aluminum	7932851	7932851	28300	33000	15.3%	< 5	85%	70%	130%	105%	80%	120%	86%	70%	130%
Antimony	7932851	7932851	1.4	1.6	NA	< 0.8	95%	70%	130%	91%	80%	120%	95%	70%	130%
Arsenic	7932851	7932851	3	3	NA	< 1	80%	70%	130%	91%	80%	120%	91%	70%	130%
Barium	7932851	7932851	1330	1430	7.2%	< 2	116%	70%	130%	100%	80%	120%	99%	70%	130%
Beryllium	7932851	7932851	< 0.5	< 0.5	NA	< 0.5	75%	70%	130%	95%	80%	120%	87%	70%	130%
Bismuth	7932851	7932851	0.7	0.8	13.3%	< 0.1	98%	70%	130%	104%	80%	120%	95%	70%	130%
Boron	7932851	7932851	193	203	5.1%	< 5	115%	70%	130%	90%	80%	120%	74%	70%	130%
Cadmium	7932851	7932851	48.5	48.8	0.6%	< 0.5	102%	70%	130%	104%	80%	120%	104%	70%	130%
Calcium	7932851	7932851	241000	241000	0.0%	< 10	97%	70%	130%	98%	80%	120%	89%	70%	130%
Cerium	7932851	7932851	20.0	20.2	1.0%	< 0.01	95%	70%	130%	94%	80%	120%	88%	70%	130%
Cesium	7932851	7932851	2.84	3.03	6.5%	< 0.01	97%	70%	130%	96%	80%	120%	91%	70%	130%
Cobalt	7932851	7932851	7.5	7.7	2.6%	< 0.5	90%	70%	130%	99%	80%	120%	94%	70%	130%
Chromium	7932851	7932851	17	13	26.7%	< 2	123%	70%	130%	101%	80%	120%	95%	70%	130%
Copper	7932851	7932851	272	269	1.1%	< 1	83%	70%	130%	107%	80%	120%	93%	70%	130%
Gallium	7932851	7932851	4.14	3.97	4.2%	< 0.50	96%	70%	130%	102%	80%	120%	96%	70%	130%
Germanium	7932851	7932851	1.91	1.73	9.9%	< 0.05	97%	70%	130%	102%	80%	120%	99%	70%	130%
Gold	7932851	7932851	< 0.01	0.06	NA	< 0.01	101%	70%	130%	106%	80%	120%	106%	70%	130%
Hafnium	7932851	7932851	0.17	0.13	26.7%	< 0.02	102%	70%	130%	106%	80%	120%	101%	70%	130%
Indium	7932851	7932851	0.036	0.032	11.8%	< 0.005	98%	70%	130%	95%	80%	120%	89%	70%	130%
Iron	7932851	7932851	10300	9750	5.5%	< 50	102%	70%	130%	116%	80%	120%	89%	70%	130%
Lanthanum	7932851	7932851	8.7	9.5	8.8%	< 0.1	97%	70%	130%	94%	80%	120%	90%	70%	130%
Lead	7932851	7932851	204	226	10.2%	< 1	100%	70%	130%	104%	80%	120%	97%	70%	130%

AGAT Laboratories is accredited to ISO/IEC 17025 by the Canadian Association for Laboratory Accreditation Inc. (CALA) and/or Standards Council of Canada (SCC) for specific tests listed on the scope of accreditation. AGAT Laboratories (Mississauga) is also accredited by the Canadian Association for Laboratory Accreditation Inc. (CALA) for specific drinking water tests. Accreditations are location and parameter specific. A complete listing of parameters for each location is available from www.cala.ca and/or www.scc.ca. The tests in this report may not necessarily be included in the scope of accreditation.

Results relate only to the items tested and to all the items tested

AGAT Laboratories

5835 COOPERS AVENUE
MISSISSAUGA, ONTARIO
CANADA L4Z 1Y2
TEL (905)712-5100
FAX (905)712-5122
http://www.agatlabs.com

Quality Assurance

CLIENT NAME: OAKRIDGE ENVIRONMENTAL LTD.
AGAT WORK ORDER: 16T149623
PROJECT: West Gabbro
ATTENTION TO: Dan MacIntyre
SAMPLING SITE:
SAMPLED BY:BP/DM/SG

Soil Analysis (Continued)

RPT Date: Nov 14, 2016			DUPLICATE				REFERENCE MATERIAL			METHOD BLANK SPIKE			MATRIX SPIKE		
PARAMETER	Batch	Sample Id	Dup #1	Dup #2	RPD	Method Blank	Measured Value	Acceptable Limits		Recovery	Acceptable Limits		Recovery	Acceptable Limits	
								Lower	Upper		Lower	Upper		Lower	Upper
Lithium	7932851	7932851	6.9	7.4	7.0%	< 0.5	95%	70%	130%	95%	80%	120%	87%	70%	130%
Magnesium	7932851	7932851	15100	15800	4.5%	< 10	95%	70%	130%	93%	80%	120%	92%	70%	130%
Manganese	7932851	7932851	4820	4900	1.6%	< 5	98%	70%	130%	104%	80%	120%	74%	70%	130%
Mercury	7932851	7932851	< 0.10	< 0.10	NA	< 0.10	85%	70%	130%	89%	80%	120%	86%	70%	130%
Molybdenum	7932851	7932851	3.3	3.7	11.4%	< 0.5	76%	70%	130%	98%	80%	120%	104%	70%	130%
Nickel	7932851	7932851	44	41	7.1%	< 1	91%	70%	130%	95%	80%	120%	89%	70%	130%
Niobium	7932851	7932851	1.88	1.72	8.9%	< 0.05	95%	70%	130%	98%	80%	120%	98%	70%	130%
Phosphorus	7932851	7932851	14800	16300	9.6%	< 5	102%	70%	130%	106%	80%	120%	106%	70%	130%
Potassium	7932851	7932851	44900	46700	3.9%	< 10	97%	70%	130%	98%	80%	120%	95%	70%	130%
Sodium	7932851	7932851	3780	4300	12.9%	< 10	98%	70%	130%	96%	80%	120%	94%	70%	130%
Rhenium	7932851	7932851	< 0.001	0.001	NA	< 0.001	101%	70%	130%	103%	80%	120%	108%	70%	130%
Rubidium	7932851	7932851	286	284	0.7%	< 0.1	99%	70%	130%	100%	80%	120%	73%	70%	130%
Scandium	7932851	7932851	1.98	1.79	NA	< 0.50	94%	70%	130%	107%	80%	120%	100%	70%	130%
Selenium	7932851	7932851	5.9	6.8	14.2%	< 0.8	116%	70%	130%	95%	80%	120%	96%	70%	130%
Silver	7932851	7932851	0.6	0.7	NA	< 0.4	94%	70%	130%	103%	80%	120%	100%	70%	130%
Strontium	7932851	7932851	677	721	6.3%	< 5	129%	70%	130%	106%	80%	120%	92%	70%	130%
Sulfur	7932851	7932851	21900	22100	0.9%	< 20	105%	70%	130%	103%	80%	120%	105%	70%	130%
Tantalum	7932851	7932851	0.38	0.48	23.3%	< 0.01	92%	70%	130%	96%	80%	120%	96%	70%	130%
Tellurium	7932851	7932851	< 0.01	< 0.01	NA	< 0.01	101%	70%	130%	109%	80%	120%	102%	70%	130%
Thallium	7932851	7932851	0.8	< 0.4	NA	< 0.4	90%	70%	130%	94%	80%	120%	90%	70%	130%
Thorium	7932851	7932851	1.2	1.1	NA	< 0.4	99%	70%	130%	107%	80%	120%	104%	70%	130%
Tin	7932851	7932851	3	3	NA	< 1	97%	70%	130%	97%	80%	120%	102%	70%	130%
Titanium	7932851	7932851	294	246	17.8%	< 5	85%	70%	130%	99%	80%	120%	86%	70%	130%
Tungsten	7932851	7932851	< 0.50	0.59	NA	< 0.50	100%	70%	130%	104%	80%	120%	102%	70%	130%
Uranium	7932851	7932851	0.55	0.60	NA	< 0.50	115%	70%	130%	101%	80%	120%	98%	70%	130%
Vanadium	7932851	7932851	30	29	3.4%	< 1	107%	70%	130%	99%	80%	120%	97%	70%	130%
Yttrium	7932851	7932851	8.10	7.83	3.4%	< 0.05	98%	70%	130%	105%	80%	120%	103%	70%	130%
Zinc	7932851	7932851	2530	2610	3.1%	< 5	97%	70%	130%	104%	80%	120%	96%	70%	130%
Zirconium	7932851	7932851	3.9	3.5	10.8%	< 0.5	94%	70%	130%	97%	80%	120%	99%	70%	130%

Comments: NA signifies Not Applicable.
Duplicate Qualifier: As the measured result approaches the RL, the uncertainty associated with the value increases dramatically, thus duplicate acceptance limits apply only where the average of the two duplicates is greater than five times the RL.

Certified By:

AGAT Laboratories is accredited to ISO/IEC 17025 by the Canadian Association for Laboratory Accreditation Inc. (CALA) and/or Standards Council of Canada (SCC) for specific tests listed on the scope of accreditation. AGAT Laboratories (Mississauga) is also accredited by the Canadian Association for Laboratory Accreditation Inc. (CALA) for specific drinking water tests. Accreditations are location and parameter specific. A complete listing of parameters for each location is available from www.cala.ca and/or www.scc.ca. The tests in this report may not necessarily be included in the scope of accreditation.

Results relate only to the items tested and to all the items tested

5835 COOPERS AVENUE
MISSISSAUGA, ONTARIO
CANADA L4Z 1Y2
TEL (905)712-5100
FAX (905)712-5122
http://www.agatlabs.com

Method Summary

CLIENT NAME: OAKRIDGE ENVIRONMENTAL LTD.
AGAT WORK ORDER: 16T149623
PROJECT: West Gabbro
ATTENTION TO: Dan MacIntyre
SAMPLING SITE:
SAMPLED BY:BP/DM/SG

PARAMETER	AGAT S.O.P	LITERATURE REFERENCE	ANALYTICAL TECHNIQUE
Soil Analysis			
Aluminum	MET-93-6103	EPA SW-846 3050B & 6020A	ICP-MS
Antimony	MET-93-6103	EPA SW-846 3050B & 6020A	ICP-MS
Arsenic	MET-93-6103	EPA SW-846 3050B & 6020A	ICP-MS
Barium	MET-93-6103	EPA SW-846 3050B & 6020A	ICP-MS
Beryllium	MET-93-6103	EPA SW-846 3050B & 6020A	ICP-MS
Bismuth	MET-93-6103	EPA SW-846 3050B & 6020A	ICP-MS
Boron	MET-93-6103	EPA SW-846 3050B & 6020A	ICP-MS
Cadmium	MET-93-6103	EPA SW-846 3050B & 6020A	ICP-MS
Calcium	MET-93-6105	EPA SW-846 3050B & 6010C	ICP/OES
Cerium	MET-93-6103	EPA SW-846 3050B & 6020A	ICP-MS
Cesium	MET-93-6103	EPA SW-846 3050B & 6020A	ICP-MS
Cobalt	MET-93-6103	EPA SW-846 3050B & 6020A	ICP-MS
Chromium	MET-93-6103	EPA SW-846 3050B & 6020A	ICP-MS
Copper	MET-93-6103	EPA SW-846 3050B & 6020A	ICP-MS
Gallium	MET-93-6103	EPA SW-846 3050B & 6020A	ICP-MS
Germanium	MET-93-6103	EPA SW-846 3050B & 6020A	ICP-MS
Gold	MET-93-6103	EPA SW-846 3050B & 6020A	ICP-MS
Hafnium	MET-93-6103	EPA SW-846 3050B & 6020A	ICP-MS
Indium	MET-93-6103	EPA SW-846 3050B & 6020A	ICP-MS
Iron	MET-93-6103	EPA SW-846 3050B & 6020A	ICP-MS
Lanthanum	MET-93-6103	EPA SW-846 3050B & 6020A	ICP-MS
Lead	MET-93-6103	EPA SW-846 3050B & 6020A	ICP-MS
Lithium	MET-93-6103	EPA SW-846 3050B & 6020A	ICP-MS
Magnesium	MET-93-6105	EPA SW-846 3050B & 6010C	ICP/OES
Manganese	MET-93-6103	EPA SW-846 3050B & 6020A	ICP-MS
Mercury	MET-93-6103	EPA SW-846 3050B & 6020A	ICP-MS
Molybdenum	MET-93-6103	EPA SW-846 3050B & 6020A	ICP-MS
Nickel	MET-93-6103	EPA SW-846 3050B & 6020A	ICP-MS
Niobium	MET-93-6103	EPA SW-846 3050B & 6020A	ICP-MS
Phosphorus	MET-93-6103	EPA SW-846 3050B & 6020A	ICP-MS
Potassium	MET-93-6105	EPA SW-846 3050B & 6010C	ICP/OES
Sodium	MET-93-6105	EPA SW-846 3050B & 6010C	ICP/OES
Rhenium	MET-93-6103	EPA SW-846 3050B & 6020A	ICP-MS
Rubidium	MET-93-6103	EPA SW-846 3050B & 6020A	ICP-MS
Scandium	MET-93-6103	EPA SW-846 3050B & 6020A	ICP-MS
Selenium	MET-93-6103	EPA SW-846 3050B & 6020A	ICP-MS
Silver	MET-93-6103	EPA SW-846 3050B & 6020A	ICP-MS
Strontium	MET-93-6103	EPA SW-846 3050B & 6020A	ICP-MS
Sulfur	MET-93-6105	EPA SW-846-3050B & 6010C	ICP/OES
Tantalum	MET-93-6103	EPA SW-846 3050B & 6020A	ICP-MS
Tellurium	MET-93-6103	EPA SW-846 3050B & 6020A	ICP-MS
Thallium	MET-93-6103	EPA SW-846 3050B & 6020A	ICP-MS
Thorium	MET-93-6103	EPA SW-846 3050B & 6020A	ICP-MS
Tin	MET-93-6103	EPA SW-846 3050B & 6020A	ICP-MS
Titanium	MET-93-6103	EPA SW-846 3050B & 6020A	ICP-MS
Tungsten	MET-93-6103	EPA SW-846 3050B & 6020A	ICP-MS
Uranium	MET-93-6103	EPA SW-846 3050B & 6020A	ICP-MS
Vanadium	MET-93-6103	EPA SW-846 3050B & 6020A	ICP-MS
Yttrium	MET-93-6103	EPA SW-846 3050B & 6020A	ICP-MS

Results relate only to the items tested and to all the items tested

5835 COOPERS AVENUE
MISSISSAUGA, ONTARIO
CANADA L4Z 1Y2
TEL (905)712-5100
FAX (905)712-5122
http://www.agatlabs.com

Method Summary

CLIENT NAME: OAKRIDGE ENVIRONMENTAL LTD.

AGAT WORK ORDER: 16T149623

PROJECT: West Gabbro

ATTENTION TO: Dan MacIntyre

SAMPLING SITE:

SAMPLED BY:BP/DM/SG

PARAMETER	AGAT S.O.P	LITERATURE REFERENCE	ANALYTICAL TECHNIQUE
Zinc	MET-93-6103	EPA SW-846 3050B & 6020A	ICP-MS
Zirconium	MET-93-6103	EPA SW-846 3050B & 6020A	ICP-MS

Results relate only to the items tested and to all the items tested

5835 COOPERS AVENUE
MISSISSAUGA, ONTARIO
CANADA L4Z 1Y2
TEL (905)712-5100
FAX (905)712-5122
http://www.agatlabs.com

CLIENT NAME: OAKRIDGE ENVIRONMENTAL LTD.
380 Armour Road, Suite 127
Peterborough, ON K9J6Z3
(705) 745-1181

ATTENTION TO: Dan MacIntyre

PROJECT: West Gabbro

AGAT WORK ORDER: 16T149625

MISCELLANEOUS ANALYSIS REVIEWED BY: Mike Muneswar, BSc (Chem), Senior Inorganic Analyst

DATE REPORTED: Nov 15, 2016

PAGES (INCLUDING COVER): 18

VERSION*: 1

Should you require any information regarding this analysis please contact your client services representative at (905) 712-5100

*NOTES

All samples will be disposed of within 30 days following analysis. Please contact the lab if you require additional sample storage time.

Member of: Association of Professional Engineers and Geoscientists of Alberta (APEGA)
Western Enviro-Agricultural Laboratory Association (WEALA)
Environmental Services Association of Alberta (ESAA)

AGAT Laboratories is accredited to ISO/IEC 17025 by the Canadian Association for Laboratory Accreditation Inc. (CALA) and/or Standards Council of Canada (SCC) for specific tests listed on the scope of accreditation. AGAT Laboratories (Mississauga) is also accredited by the Canadian Association for Laboratory Accreditation Inc. (CALA) for specific drinking water tests. Accreditations are location and parameter specific. A complete listing of parameters for each location is available from www.cala.ca and/or www.scc.ca. The tests in this report may not necessarily be included in the scope of accreditation.

Results relate only to the items tested and to all the items tested
All reportable information as specified by ISO 17025:2005 is available from AGAT Laboratories upon request

AGAT Laboratories

5835 COOPERS AVENUE
MISSISSAUGA, ONTARIO
CANADA L4Z 1Y2
TEL (905)712-5100
FAX (905)712-5122
http://www.agatlabs.com

Certificate of Analysis

AGAT WORK ORDER: 16T149625

PROJECT: West Gabbro

CLIENT NAME: OAKRIDGE ENVIRONMENTAL LTD.

ATTENTION TO: Dan MacIntyre

SAMPLING SITE:

SAMPLED BY:BP/DM/SG

Metals (Ash) - Oakridge

DATE RECEIVED: 2016-10-20

DATE REPORTED: 2016-11-15

		SAMPLE DESCRIPTION:		S - 121 - 16	S - 122 - 16	S - 123 - 16	S - 124 - 16	S - 125 - 16	S - 126 - 16	S - 127 - 16	S - 128 - 16
		SAMPLE TYPE:		Bark	Bark	Bark	Bark	Bark	Bark	Bark	Bark
		DATE SAMPLED:		2016-09-12	2016-09-12	2016-09-12	2016-09-12	2016-09-12	2016-09-12	2016-09-12	2016-09-12
Parameter	Unit	G / S	RDL	7932907	7932910	7932911	7932912	7932913	7932914	7932915	7932916
Aluminum	µg/g		5	21200	25900	27400	22000	33200	24600	22100	29600
Antimony	µg/g		0.8	1.5	1.5	1.6	1.3	2.2	1.1	1.8	1.3
Arsenic	µg/g		1	3	5	4	3	4	3	4	4
Barium	µg/g		2	1670	1150	726	1270	691	989	656	916
Beryllium	µg/g		0.5	<0.5	<0.5	<0.5	<0.5	<0.5	0.5	<0.5	<0.5
Bismuth	µg/g		0.1	0.6	0.7	0.9	0.6	0.6	0.8	0.8	1.0
Boron	µg/g		5	183	403	89	110	228	174	218	152
Cadmium	µg/g		0.5	42.3	36.3	35.3	75.4	41.8	86.7	59.1	55.7
Calcium	µg/g		100	249000	256000	287000	282000	224000	290000	251000	265000
Cerium	µg/g		0.01	13.6	12.3	16.1	13.0	13.8	25.6	16.4	18.5
Cesium	µg/g		0.01	3.99	6.48	4.55	4.53	10.9	7.28	6.81	5.21
Cobalt	µg/g		0.5	6.0	6.2	4.9	4.7	5.0	8.0	5.4	6.8
Chromium	µg/g		2	14	24	15	12	14	16	14	15
Copper	µg/g		1	215	258	182	241	392	428	383	290
Gallium	ug/g		0.50	3.47	2.42	3.26	2.72	3.91	4.61	3.60	3.82
Germanium	µg/g		0.05	1.43	1.33	1.55	1.44	1.66	2.15	1.71	1.68
Gold	µg/g		0.01	0.01	0.47	0.01	0.10	0.06	<0.01	<0.01	<0.01
Hafnium	µg/g		0.02	0.05	0.27	0.21	0.19	0.21	0.15	0.11	0.17
Indium	µg/g		0.005	0.023	0.015	0.040	0.026	0.021	0.033	0.026	0.031
Iron	µg/g		50	8580	6160	7400	6710	8360	10900	8380	8480
Lanthanum	µg/g		0.1	6.7	8.1	8.2	6.3	7.1	13.0	8.6	9.7
Lead	µg/g		1	77	81	448	297	134	63	64	93
Lithium	µg/g		0.5	5.5	10.9	4.3	4.1	6.7	6.0	6.5	4.5
Magnesium	µg/g		100	17800	19600	11500	11500	14700	16000	19400	18100
Manganese	µg/g		5	12500	6440	6130	5840	5690	11700	6760	7200
Mercury	µg/g		0.10	<0.10	<0.10	<0.10	<0.10	<0.10	<0.10	<0.10	<0.10
Molybdenum	µg/g		0.5	2.9	2.9	3.6	3.1	3.1	4.9	4.2	5.2
Nickel	µg/g		1	39	37	37	41	34	80	60	88
Niobium	µg/g		0.05	1.32	0.40	0.28	0.27	0.53	0.39	0.35	0.32
Phosphorus	µg/g		5	18000	21200	10100	14500	19300	28800	22000	18200

Certified By:

Results relate only to the items tested and to all the items tested

AGAT Laboratories

5835 COOPERS AVENUE
MISSISSAUGA, ONTARIO
CANADA L4Z 1Y2
TEL (905)712-5100
FAX (905)712-5122
http://www.agatlabs.com

Certificate of Analysis

AGAT WORK ORDER: 16T149625

PROJECT: West Gabbro

CLIENT NAME: OAKRIDGE ENVIRONMENTAL LTD.

ATTENTION TO: Dan MacIntyre

SAMPLING SITE:

SAMPLED BY:BP/DM/SG

Metals (Ash) - Oakridge

DATE RECEIVED: 2016-10-20

DATE REPORTED: 2016-11-15

		SAMPLE DESCRIPTION:		S - 121 - 16	S - 122 - 16	S - 123 - 16	S - 124 - 16	S - 125 - 16	S - 126 - 16	S - 127 - 16	S - 128 - 16
		SAMPLE TYPE:		Bark	Bark	Bark	Bark	Bark	Bark	Bark	Bark
		DATE SAMPLED:		2016-09-12	2016-09-12	2016-09-12	2016-09-12	2016-09-12	2016-09-12	2016-09-12	2016-09-12
Parameter	Unit	G / S	RDL	7932907	7932910	7932911	7932912	7932913	7932914	7932915	7932916
Potassium	µg/g		100	28400	36800	16800	24900	37600	32500	35000	25400
Sodium	µg/g		100	1880	5110	1840	1950	3660	1840	2510	1480
Rhenium	µg/g		0.001	<0.001	0.006	0.001	<0.001	<0.001	<0.001	<0.001	<0.001
Rubidium	µg/g		0.1	185	240	110	187	320	306	237	162
Scandium	ug/g		0.50	1.52	0.75	1.04	1.06	1.05	1.51	1.12	1.27
Selenium	µg/g		0.8	4.9	4.1	5.2	4.6	4.4	4.0	4.0	6.6
Silver	µg/g		0.4	0.6	0.9	0.6	1.9	1.5	1.1	1.3	1.7
Strontium	µg/g		5	684	773	610	603	632	581	586	652
Sulfur	µg/g		200	18400	17300	15000	17900	19700	18100	22600	21700
Tantalum	µg/g		0.01	0.34	0.06	0.03	0.04	0.05	0.05	0.04	0.04
Tellurium	µg/g		0.01	<0.01	<0.01	<0.01	<0.01	<0.01	<0.01	<0.01	<0.01
Thallium	µg/g		0.4	1.7	0.7	1.9	1.2	5.6	3.2	0.6	2.2
Thorium	µg/g		0.4	0.9	0.7	1.2	0.8	1.1	1.5	1.0	1.2
Tin	µg/g		1	2	2	2	2	2	3	3	4
Titanium	µg/g		5	246	163	193	196	279	295	201	220
Tungsten	ug/g		0.50	<0.50	<0.50	<0.50	<0.50	<0.50	<0.50	0.52	<0.50
Uranium	µg/g		0.50	<0.50	<0.50	0.62	<0.50	0.52	0.60	0.50	0.58
Vanadium	µg/g		1	23	16	33	26	21	28	26	32
Yttrium	µg/g		0.05	4.72	4.96	7.08	5.09	5.75	9.06	7.26	7.82
Zinc	µg/g		5	2520	3110	2370	3190	3340	4170	3940	4550
Zirconium	µg/g		0.5	2.0	2.1	2.6	2.6	2.7	2.0	2.1	3.4

Certified By:

Results relate only to the items tested and to all the items tested

AGAT Laboratories

5835 COOPERS AVENUE
MISSISSAUGA, ONTARIO
CANADA L4Z 1Y2
TEL (905)712-5100
FAX (905)712-5122
http://www.agatlabs.com

Certificate of Analysis

AGAT WORK ORDER: 16T149625

PROJECT: West Gabbro

CLIENT NAME: OAKRIDGE ENVIRONMENTAL LTD.

ATTENTION TO: Dan MacIntyre

SAMPLING SITE:

SAMPLED BY:BP/DM/SG

Metals (Ash) - Oakridge

DATE RECEIVED: 2016-10-20

DATE REPORTED: 2016-11-15

		SAMPLE DESCRIPTION:		S - 129 - 16	S - 130 - 16	S - 131 - 16	S - 132 - 16	S - 133 - 16	S - 134 - 16	S - 135 - 16	S - 136 - 16
		SAMPLE TYPE:		Bark	Bark	Bark	Bark	Bark	Bark	Bark	Bark
		DATE SAMPLED:		2016-09-12	2016-09-12	2016-09-12	2016-09-12	2016-09-12	2016-09-12	2016-09-12	2016-09-12
Parameter	Unit	G / S	RDL	7932917	7932918	7932919	7932920	7932921	7932922	7932923	7932924
Aluminum	µg/g		5	15200	11900	22400	17900	17000	32800	29200	17800
Antimony	µg/g		0.8	1.9	0.8	1.2	1.5	1.2	2.2	1.5	<0.8
Arsenic	µg/g		1	3	2	4	3	2	5	4	3
Barium	µg/g		2	1620	953	1390	662	388	649	696	845
Beryllium	µg/g		0.5	<0.5	<0.5	<0.5	<0.5	<0.5	<0.5	<0.5	<0.5
Bismuth	µg/g		0.1	0.7	0.3	0.8	0.9	0.4	1.5	1.0	0.6
Boron	µg/g		5	119	180	144	136	140	136	166	189
Cadmium	µg/g		0.5	58.2	85.9	51.6	65.6	60.1	36.5	94.5	39.9
Calcium	µg/g		100	282000	315000	255000	281000	203000	270000	237000	274000
Cerium	µg/g		0.01	14.0	8.14	18.3	15.3	8.19	24.9	16.5	13.1
Cesium	µg/g		0.01	4.15	2.60	2.93	3.82	4.90	4.71	6.59	4.45
Cobalt	µg/g		0.5	5.0	4.2	7.7	6.0	3.6	6.9	6.4	5.4
Chromium	µg/g		2	14	7	16	15	7	19	15	44
Copper	µg/g		1	250	124	280	282	257	389	338	189
Gallium	ug/g		0.50	2.64	1.78	4.03	3.37	2.18	5.13	4.50	3.13
Germanium	µg/g		0.05	1.38	1.15	1.86	1.70	0.97	2.12	1.83	1.70
Gold	µg/g		0.01	0.08	<0.01	<0.01	<0.01	<0.01	<0.01	<0.01	<0.01
Hafnium	µg/g		0.02	0.08	0.06	0.21	0.17	0.20	0.17	0.20	0.14
Indium	µg/g		0.005	0.024	0.012	0.032	0.026	0.015	0.040	0.035	0.022
Iron	µg/g		50	5730	3570	9860	7490	4900	11100	9260	8220
Lanthanum	µg/g		0.1	8.9	4.2	8.7	7.5	4.1	12.5	8.5	6.6
Lead	µg/g		1	312	54	98	78	38	204	124	57
Lithium	µg/g		0.5	5.0	2.4	4.7	4.2	3.1	5.1	5.4	5.6
Magnesium	µg/g		100	15800	13800	13800	13800	15500	14600	15600	12800
Manganese	µg/g		5	7900	11900	9460	9270	13100	4050	9120	10900
Mercury	µg/g		0.10	<0.10	<0.10	<0.10	<0.10	<0.10	<0.10	<0.10	<0.10
Molybdenum	µg/g		0.5	3.1	1.5	3.2	4.1	2.3	6.7	4.9	3.4
Nickel	µg/g		1	31	30	44	52	30	51	83	46
Niobium	µg/g		0.05	0.22	0.15	0.29	0.28	0.34	0.32	0.40	0.21
Phosphorus	µg/g		5	14100	12100	18300	16800	14900	16100	19600	12800

Certified By:

Results relate only to the items tested and to all the items tested

AGAT Laboratories

5835 COOPERS AVENUE
MISSISSAUGA, ONTARIO
CANADA L4Z 1Y2
TEL (905)712-5100
FAX (905)712-5122
http://www.agatlabs.com

Certificate of Analysis

AGAT WORK ORDER: 16T149625

PROJECT: West Gabbro

CLIENT NAME: OAKRIDGE ENVIRONMENTAL LTD.

ATTENTION TO: Dan MacIntyre

SAMPLING SITE:

SAMPLED BY:BP/DM/SG

Metals (Ash) - Oakridge

DATE RECEIVED: 2016-10-20

DATE REPORTED: 2016-11-15

		SAMPLE DESCRIPTION:		S - 129 - 16	S - 130 - 16	S - 131 - 16	S - 132 - 16	S - 133 - 16	S - 134 - 16	S - 135 - 16	S - 136 - 16
		SAMPLE TYPE:		Bark	Bark	Bark	Bark	Bark	Bark	Bark	Bark
		DATE SAMPLED:		2016-09-12	2016-09-12	2016-09-12	2016-09-12	2016-09-12	2016-09-12	2016-09-12	2016-09-12
Parameter	Unit	G / S	RDL	7932917	7932918	7932919	7932920	7932921	7932922	7932923	7932924
Potassium	µg/g		100	46800	16200	23300	21900	34500	21900	29800	20300
Sodium	µg/g		100	3080	968	1200	1270	1310	1910	1940	1520
Rhenium	µg/g		0.001	<0.001	<0.001	<0.001	<0.001	<0.001	<0.001	<0.001	<0.001
Rubidium	µg/g		0.1	288	93.3	180	138	300	123	242	200
Scandium	ug/g		0.50	0.90	0.63	1.66	1.15	0.68	1.67	1.48	1.38
Selenium	µg/g		0.8	6.2	2.5	5.2	3.9	2.3	7.6	4.7	2.9
Silver	µg/g		0.4	0.9	2.7	0.7	0.5	1.1	1.0	0.8	0.7
Strontium	µg/g		5	663	519	507	401	243	547	459	433
Sulfur	µg/g		200	21800	13000	20300	17500	14400	20000	20600	13800
Tantalum	µg/g		0.01	0.02	0.02	0.06	0.04	0.02	0.03	0.04	0.02
Tellurium	µg/g		0.01	<0.01	<0.01	<0.01	<0.01	<0.01	<0.01	<0.01	<0.01
Thallium	µg/g		0.4	<0.4	0.7	3.3	<0.4	3.7	4.3	4.9	3.0
Thorium	µg/g		0.4	0.7	0.6	1.2	1.1	0.5	1.8	1.1	1.1
Tin	µg/g		1	2	1	3	3	4	4	4	2
Titanium	µg/g		5	125	104	266	182	130	237	301	241
Tungsten	ug/g		0.50	<0.50	<0.50	<0.50	0.54	<0.50	0.75	<0.50	<0.50
Uranium	µg/g		0.50	<0.50	<0.50	0.54	<0.50	<0.50	0.84	0.56	<0.50
Vanadium	µg/g		1	21	11	29	27	14	46	25	23
Yttrium	µg/g		0.05	5.11	3.12	6.39	6.01	2.71	11.2	6.46	4.69
Zinc	µg/g		5	2330	2750	3350	3020	3300	3670	3340	2650
Zirconium	µg/g		0.5	1.5	1.3	4.1	3.5	4.6	4.0	4.3	3.1

Certified By:

Results relate only to the items tested and to all the items tested

AGAT Laboratories

5835 COOPERS AVENUE
MISSISSAUGA, ONTARIO
CANADA L4Z 1Y2
TEL (905)712-5100
FAX (905)712-5122
http://www.agatlabs.com

Certificate of Analysis

AGAT WORK ORDER: 16T149625

PROJECT: West Gabbro

CLIENT NAME: OAKRIDGE ENVIRONMENTAL LTD.

ATTENTION TO: Dan MacIntyre

SAMPLING SITE:

SAMPLED BY:BP/DM/SG

Metals (Ash) - Oakridge

DATE RECEIVED: 2016-10-20

DATE REPORTED: 2016-11-15

		SAMPLE DESCRIPTION:		S - 137 - 16	S - 138 - 16	S - 139 - 16	S - 140 - 16	S - 141 - 16	S - 142 - 16	S - 143 - 16	S - 144 - 16
		SAMPLE TYPE:		Bark	Bark	Bark	Bark	Bark	Bark	Bark	Bark
		DATE SAMPLED:		2016-09-12	2016-09-12	2016-09-12	2016-09-12	2016-09-12	2016-09-12		2016-09-12
Parameter	Unit	G / S	RDL	7932925	7932926	7932927	7932928	7932929	7932930	7932931	7932932
Aluminum	µg/g		5	21300	28800	21500	24800	14900	32500	35700	27200
Antimony	µg/g		0.8	1.4	1.7	1.3	2.3	0.9	2.0	1.5	2.3
Arsenic	µg/g		1	4	6	4	4	3	7	3	4
Barium	µg/g		2	534	760	842	928	539	820	735	1430
Beryllium	µg/g		0.5	<0.5	<0.5	<0.5	<0.5	<0.5	<0.5	<0.5	<0.5
Bismuth	µg/g		0.1	1.3	1.2	0.7	1.2	0.5	1.4	0.5	1.2
Boron	µg/g		5	96	149	256	101	198	223	515	184
Cadmium	µg/g		0.5	38.7	57.7	30.9	71.6	73.6	47.6	63.3	38.1
Calcium	µg/g		100	272000	253000	224000	263000	329000	262000	290000	300000
Cerium	µg/g		0.01	21.7	20.8	14.9	26.0	14.4	23.2	10.8	21.7
Cesium	µg/g		0.01	4.91	5.65	7.60	2.93	3.94	4.15	7.04	3.33
Cobalt	µg/g		0.5	6.0	7.3	6.9	6.6	5.7	7.5	5.3	6.2
Chromium	µg/g		2	18	19	18	19	10	21	10	18
Copper	µg/g		1	279	291	413	347	219	266	329	318
Gallium	ug/g		0.50	4.02	4.39	3.27	4.33	2.84	5.20	2.44	4.06
Germanium	µg/g		0.05	2.06	2.01	1.91	2.00	1.53	2.27	1.79	2.10
Gold	µg/g		0.01	<0.01	<0.01	<0.01	<0.01	<0.01	<0.01	<0.01	<0.01
Hafnium	µg/g		0.02	0.10	0.22	0.21	0.21	0.13	0.46	0.27	0.21
Indium	µg/g		0.005	0.036	0.039	0.023	0.043	0.023	0.055	0.016	0.044
Iron	µg/g		50	10600	10600	10400	11000	6870	11300	7490	10100
Lanthanum	µg/g		0.1	10.8	10.4	7.6	12.7	8.1	12.0	5.8	10.8
Lead	µg/g		1	131	130	62	160	35	368	34	348
Lithium	µg/g		0.5	5.2	6.8	6.0	4.7	5.4	6.3	8.5	5.1
Magnesium	µg/g		100	12300	16200	13200	12200	9650	13400	23800	16300
Manganese	µg/g		5	5330	6980	4140	6680	4800	7050	4590	12500
Mercury	µg/g		0.10	<0.10	<0.10	<0.10	<0.10	<0.10	<0.10	<0.10	<0.10
Molybdenum	µg/g		0.5	6.2	6.1	4.0	6.0	3.0	6.6	3.2	5.3
Nickel	µg/g		1	64	61	28	61	26	44	35	77
Niobium	µg/g		0.05	0.22	0.35	0.40	0.34	1.48	0.50	0.43	0.34
Phosphorus	µg/g		5	16500	16500	18000	15800	12200	21000	27100	19900

Certified By:

Results relate only to the items tested and to all the items tested

AGAT Laboratories

5835 COOPERS AVENUE
MISSISSAUGA, ONTARIO
CANADA L4Z 1Y2
TEL (905)712-5100
FAX (905)712-5122
http://www.agatlabs.com

Certificate of Analysis

AGAT WORK ORDER: 16T149625

PROJECT: West Gabbro

CLIENT NAME: OAKRIDGE ENVIRONMENTAL LTD.

ATTENTION TO: Dan MacIntyre

SAMPLING SITE:

SAMPLED BY:BP/DM/SG

Metals (Ash) - Oakridge

DATE RECEIVED: 2016-10-20

DATE REPORTED: 2016-11-15

		SAMPLE DESCRIPTION:		S - 137 - 16	S - 138 - 16	S - 139 - 16	S - 140 - 16	S - 141 - 16	S - 142 - 16	S - 143 - 16	S - 144 - 16
		SAMPLE TYPE:		Bark	Bark	Bark	Bark	Bark	Bark	Bark	Bark
		DATE SAMPLED:		2016-09-12	2016-09-12	2016-09-12	2016-09-12	2016-09-12	2016-09-12		2016-09-12
Parameter	Unit	G / S	RDL	7932925	7932926	7932927	7932928	7932929	7932930	7932931	7932932
Potassium	µg/g		100	20200	24900	24000	21000	17300	28300	61800	28000
Sodium	µg/g		100	1340	2420	1890	1370	2220	3970	8240	4920
Rhenium	µg/g		0.001	<0.001	<0.001	<0.001	<0.001	<0.001	0.006	<0.001	<0.001
Rubidium	µg/g		0.1	156	162	179	117	129	156	329	167
Scandium	ug/g		0.50	1.55	1.64	1.73	1.68	1.58	2.01	1.00	1.34
Selenium	µg/g		0.8	5.4	6.3	3.5	7.6	1.8	5.7	3.9	5.5
Silver	µg/g		0.4	0.7	2.8	1.1	2.0	0.8	1.9	4.2	0.7
Strontium	µg/g		5	404	541	499	421	466	520	701	637
Sulfur	µg/g		200	17400	17800	16300	23000	11900	22500	16900	23600
Tantalum	µg/g		0.01	0.02	0.04	0.04	0.03	0.35	0.11	0.10	0.06
Tellurium	µg/g		0.01	<0.01	<0.01	<0.01	<0.01	<0.01	<0.01	<0.01	<0.01
Thallium	µg/g		0.4	2.6	2.7	2.2	0.5	2.0	2.6	1.1	<0.4
Thorium	µg/g		0.4	1.3	1.6	1.3	1.5	1.0	1.6	0.9	1.2
Tin	µg/g		1	3	4	4	4	2	4	2	4
Titanium	µg/g		5	215	262	523	261	241	340	160	196
Tungsten	ug/g		0.50	<0.50	0.71	<0.50	0.68	<0.50	0.79	<0.50	0.72
Uranium	µg/g		0.50	0.68	0.74	<0.50	0.71	<0.50	1.09	<0.50	0.64
Vanadium	µg/g		1	39	40	29	43	17	47	18	43
Yttrium	µg/g		0.05	8.96	8.68	5.92	10.8	5.28	8.58	4.16	8.64
Zinc	µg/g		5	3030	4030	2680	3020	1960	2630	6920	3880
Zirconium	µg/g		0.5	2.5	5.6	4.6	5.3	2.4	4.5	3.0	3.4

Certified By:

Results relate only to the items tested and to all the items tested

AGAT Laboratories

5835 COOPERS AVENUE
MISSISSAUGA, ONTARIO
CANADA L4Z 1Y2
TEL (905)712-5100
FAX (905)712-5122
http://www.agatlabs.com

Certificate of Analysis

AGAT WORK ORDER: 16T149625

PROJECT: West Gabbro

CLIENT NAME: OAKRIDGE ENVIRONMENTAL LTD.

ATTENTION TO: Dan MacIntyre

SAMPLING SITE:

SAMPLED BY:BP/DM/SG

Metals (Ash) - Oakridge

DATE RECEIVED: 2016-10-20

DATE REPORTED: 2016-11-15

		SAMPLE DESCRIPTION:		S - 145 - 16	S - 146 - 16	S - 147 - 16	S - 148 - 16	S - 149 - 16	S - 150 - 16	S - 151 - 16	S - 152 - 16
		SAMPLE TYPE:		Bark	Bark	Bark	Bark	Bark	Bark	Bark	Bark
		DATE SAMPLED:		2016-09-12	2016-09-12	2016-09-12	2016-09-12	2016-09-12	2016-09-12	2016-09-12	2016-09-12
Parameter	Unit	G / S	RDL	7932933	7932934	7932935	7932936	7932937	7932938	7932939	7932940
Aluminum	µg/g		5	24900	42500	28800	28700	41700	35700	28800	17400
Antimony	µg/g		0.8	2.0	4.3	1.8	2.1	1.5	5.3	2.3	1.2
Arsenic	µg/g		1	4	9	4	5	8	7	5	3
Barium	µg/g		2	843	1130	970	1080	716	1320	925	2820
Beryllium	µg/g		0.5	0.5	0.7	<0.5	<0.5	<0.5	0.5	<0.5	<0.5
Bismuth	µg/g		0.1	1.0	2.4	1.1	0.8	0.6	2.0	1.4	0.6
Boron	µg/g		5	173	213	184	264	510	202	172	212
Cadmium	µg/g		0.5	65.1	35.7	50.7	51.3	34.8	35.9	56.6	33.5
Calcium	µg/g		100	315000	291000	288000	276000	318000	300000	282000	287000
Cerium	µg/g		0.01	26.1	40.9	25.6	15.4	11.0	28.0	22.3	15.2
Cesium	µg/g		0.01	3.88	3.53	6.69	1.60	4.19	3.17	4.39	2.37
Cobalt	µg/g		0.5	9.6	9.9	7.6	11.8	7.0	8.2	9.2	6.4
Chromium	µg/g		2	15	29	22	12	11	20	47	12
Copper	µg/g		1	364	336	343	268	321	387	282	186
Gallium	ug/g		0.50	3.83	7.33	4.71	2.87	2.26	4.89	4.40	2.73
Germanium	µg/g		0.05	2.04	2.82	2.32	1.59	1.44	2.64	1.97	1.46
Gold	µg/g		0.01	<0.01	<0.01	<0.01	<0.01	0.27	<0.01	<0.01	<0.01
Hafnium	µg/g		0.02	0.26	0.31	0.30	0.20	0.15	0.23	0.23	0.12
Indium	µg/g		0.005	0.035	0.118	0.046	0.025	0.015	0.077	0.046	0.022
Iron	µg/g		50	9840	14700	12800	7400	6430	10700	10100	7170
Lanthanum	µg/g		0.1	14.7	21.2	13.4	8.0	5.8	13.7	11.1	7.2
Lead	µg/g		1	102	1070	97	152	69	636	429	68
Lithium	µg/g		0.5	8.4	4.9	6.3	3.7	16.9	6.3	4.4	5.8
Magnesium	µg/g		100	18300	15000	14900	18700	17700	16500	16500	21200
Manganese	µg/g		5	10000	5530	5250	9650	5220	6880	12000	13700
Mercury	µg/g		0.10	<0.10	<0.10	<0.10	<0.10	<0.10	<0.10	<0.10	<0.10
Molybdenum	µg/g		0.5	5.5	10.4	7.5	2.8	3.2	7.8	5.4	2.4
Nickel	µg/g		1	91	78	73	39	25	64	64	55
Niobium	µg/g		0.05	0.37	0.50	0.32	0.40	0.37	0.40	0.40	0.29
Phosphorus	µg/g		5	19700	18900	19100	20300	16700	16100	18900	15700

Certified By:

Results relate only to the items tested and to all the items tested

AGAT Laboratories

5835 COOPERS AVENUE
MISSISSAUGA, ONTARIO
CANADA L4Z 1Y2
TEL (905)712-5100
FAX (905)712-5122
http://www.agatlabs.com

Certificate of Analysis

AGAT WORK ORDER: 16T149625

PROJECT: West Gabbro

CLIENT NAME: OAKRIDGE ENVIRONMENTAL LTD.

ATTENTION TO: Dan MacIntyre

SAMPLING SITE:

SAMPLED BY:BP/DM/SG

Metals (Ash) - Oakridge

DATE RECEIVED: 2016-10-20

DATE REPORTED: 2016-11-15

		SAMPLE DESCRIPTION:		S - 145 - 16	S - 146 - 16	S - 147 - 16	S - 148 - 16	S - 149 - 16	S - 150 - 16	S - 151 - 16	S - 152 - 16
		SAMPLE TYPE:		Bark	Bark	Bark	Bark	Bark	Bark	Bark	Bark
		DATE SAMPLED:		2016-09-12	2016-09-12	2016-09-12	2016-09-12	2016-09-12	2016-09-12	2016-09-12	2016-09-12
Parameter	Unit	G / S	RDL	7932933	7932934	7932935	7932936	7932937	7932938	7932939	7932940
Potassium	µg/g		100	24400	27700	24300	29700	25300	23000	29600	25300
Sodium	µg/g		100	2730	5070	2350	5330	6470	3600	4640	2480
Rhenium	µg/g		0.001	<0.001	<0.001	<0.001	<0.001	<0.001	<0.001	<0.001	<0.001
Rubidium	µg/g		0.1	146	145	168	109	137	142	170	136
Scandium	ug/g		0.50	1.66	2.28	2.26	0.84	<0.50	1.58	1.46	0.89
Selenium	µg/g		0.8	3.4	8.9	5.2	3.5	4.8	8.9	5.5	3.3
Silver	µg/g		0.4	1.1	1.6	1.3	2.7	0.8	0.8	1.5	0.9
Strontium	µg/g		5	517	678	532	697	581	786	536	858
Sulfur	µg/g		200	19200	26300	19400	25500	19800	22300	20200	17200
Tantalum	µg/g		0.01	0.07	0.06	0.05	0.05	0.05	0.06	0.05	0.02
Tellurium	µg/g		0.01	<0.01	<0.01	<0.01	<0.01	<0.01	<0.01	<0.01	<0.01
Thallium	µg/g		0.4	1.0	0.9	2.5	<0.4	0.8	3.1	1.1	0.4
Thorium	µg/g		0.4	1.5	2.5	2.0	0.8	0.8	1.7	1.2	0.8
Tin	µg/g		1	4	6	5	3	4	5	4	2
Titanium	µg/g		5	289	313	337	167	157	204	248	215
Tungsten	ug/g		0.50	0.61	1.48	0.67	0.56	0.53	1.32	0.73	<0.50
Uranium	µg/g		0.50	0.63	1.72	0.83	<0.50	<0.50	1.30	0.76	<0.50
Vanadium	µg/g		1	35	99	42	28	17	76	47	19
Yttrium	µg/g		0.05	9.65	18.4	9.03	5.94	4.05	11.8	8.92	4.46
Zinc	µg/g		5	4350	2920	2930	4060	3490	3030	3430	3390
Zirconium	µg/g		0.5	4.6	6.0	6.4	4.0	3.0	4.9	5.2	2.8

Certified By:

Results relate only to the items tested and to all the items tested

AGAT Laboratories

5835 COOPERS AVENUE
MISSISSAUGA, ONTARIO
CANADA L4Z 1Y2
TEL (905)712-5100
FAX (905)712-5122
http://www.agatlabs.com

Certificate of Analysis

AGAT WORK ORDER: 16T149625

PROJECT: West Gabbro

CLIENT NAME: OAKRIDGE ENVIRONMENTAL LTD.

ATTENTION TO: Dan MacIntyre

SAMPLING SITE:

SAMPLED BY:BP/DM/SG

Metals (Ash) - Oakridge

DATE RECEIVED: 2016-10-20

DATE REPORTED: 2016-11-15

		SAMPLE DESCRIPTION:		S - 153 - 16
		SAMPLE TYPE:		Bark
		DATE SAMPLED:		2016-09-12
Parameter	Unit	G / S	RDL	7932944
Aluminum	µg/g		5	27700
Antimony	µg/g		0.8	6.0
Arsenic	µg/g		1	3
Barium	µg/g		2	1230
Beryllium	µg/g		0.5	<0.5
Bismuth	µg/g		0.1	0.9
Boron	µg/g		5	216
Cadmium	µg/g		0.5	43.2
Calcium	µg/g		100	297000
Cerium	µg/g		0.01	17.3
Cesium	µg/g		0.01	4.86
Cobalt	µg/g		0.5	8.7
Chromium	µg/g		2	13
Copper	µg/g		1	328
Gallium	ug/g		0.50	3.50
Germanium	µg/g		0.05	1.79
Gold	µg/g		0.01	<0.01
Hafnium	µg/g		0.02	0.21
Indium	µg/g		0.005	0.030
Iron	µg/g		50	8550
Lanthanum	µg/g		0.1	7.9
Lead	µg/g		1	1890
Lithium	µg/g		0.5	9.2
Magnesium	µg/g		100	24600
Manganese	µg/g		5	13900
Mercury	µg/g		0.10	<0.10
Molybdenum	µg/g		0.5	3.6
Nickel	µg/g		1	65
Niobium	µg/g		0.05	0.42
Phosphorus	µg/g		5	17300

Certified By:

Results relate only to the items tested and to all the items tested

AGAT Laboratories

5835 COOPERS AVENUE
MISSISSAUGA, ONTARIO
CANADA L4Z 1Y2
TEL (905)712-5100
FAX (905)712-5122
http://www.agatlabs.com

Certificate of Analysis

AGAT WORK ORDER: 16T149625

PROJECT: West Gabbro

CLIENT NAME: OAKRIDGE ENVIRONMENTAL LTD.

ATTENTION TO: Dan MacIntyre

SAMPLING SITE:

SAMPLED BY:BP/DM/SG

Metals (Ash) - Oakridge

DATE RECEIVED: 2016-10-20

DATE REPORTED: 2016-11-15

		SAMPLE DESCRIPTION:		S - 153 - 16
		SAMPLE TYPE:		Bark
		DATE SAMPLED:		2016-09-12
Parameter	Unit	G / S	RDL	7932944
Potassium	µg/g		100	24400
Sodium	µg/g		100	3080
Rhenium	µg/g		0.001	<0.001
Rubidium	µg/g		0.1	167
Scandium	ug/g		0.50	1.00
Selenium	µg/g		0.8	4.6
Silver	µg/g		0.4	0.7
Strontium	µg/g		5	574
Sulfur	µg/g		200	21200
Tantalum	µg/g		0.01	0.05
Tellurium	µg/g		0.01	<0.01
Thallium	µg/g		0.4	1.1
Thorium	µg/g		0.4	1.0
Tin	µg/g		1	3
Titanium	µg/g		5	246
Tungsten	ug/g		0.50	0.59
Uranium	µg/g		0.50	<0.50
Vanadium	µg/g		1	30
Yttrium	µg/g		0.05	6.28
Zinc	µg/g		5	4670
Zirconium	µg/g		0.5	5.0

Comments: RDL - Reported Detection Limit; G / S - Guideline / Standard
7932907-7932944

Certified By:

Results relate only to the items tested and to all the items tested

AGAT Laboratories

5835 COOPERS AVENUE
MISSISSAUGA, ONTARIO
CANADA L4Z 1Y2
TEL (905)712-5100
FAX (905)712-5122
http://www.agatlabs.com

Quality Assurance

CLIENT NAME: OAKRIDGE ENVIRONMENTAL LTD.
AGAT WORK ORDER: 16T149625
PROJECT: West Gabbro
ATTENTION TO: Dan MacIntyre
SAMPLING SITE:
SAMPLED BY:BP/DM/SG

Miscellaneous Analysis

RPT Date: Nov 15, 2016			DUPLICATE				REFERENCE MATERIAL			METHOD BLANK SPIKE			MATRIX SPIKE		
PARAMETER	Batch	Sample Id	Dup #1	Dup #2	RPD	Method Blank	Measured Value	Acceptable Limits		Recovery	Acceptable Limits		Recovery	Acceptable Limits	
								Lower	Upper		Lower	Upper		Lower	Upper
Metals (Ash) - Oakridge															
Aluminum	7932907	7932907	21200	22100	4.2%	< 5	83%	70%	130%	103%	80%	120%	111%	70%	130%
Antimony	7932907	7932907	1.5	1.0	NA	< 0.8	92%	70%	130%	89%	80%	120%	95%	70%	130%
Arsenic	7932907	7932907	3	3	NA	< 1	86%	70%	130%	88%	80%	120%	90%	70%	130%
Barium	7932907	7932907	1670	1560	6.8%	< 2	113%	70%	130%	102%	80%	120%	97%	70%	130%
Beryllium	7932907	7932907	< 0.5	< 0.5	NA	< 0.5	76%	70%	130%	94%	80%	120%	84%	70%	130%
Bismuth	7932907	7932907	0.6	0.7	15.4%	< 0.1	121%	70%	130%	101%	80%	120%	94%	70%	130%
Boron	7932907	7932907	183	174	5.0%	< 5	93%	70%	130%	90%	80%	120%	74%	70%	130%
Cadmium	7932907	7932907	42.3	39.8	6.1%	< 0.5	106%	70%	130%	106%	80%	120%	93%	70%	130%
Calcium	7932907	7932907	249000	234000	6.2%	< 10	94%	70%	130%	98%	80%	120%	88%	70%	130%
Cerium	7932907	7932907	13.6	16.9	21.6%	< 0.01	93%	70%	130%	93%	80%	120%	89%	70%	130%
Cesium	7932907	7932907	3.99	4.46	11.1%	< 0.01	94%	70%	130%	95%	80%	120%	91%	70%	130%
Cobalt	7932907	7932907	6.0	6.0	0.0%	< 0.5	94%	70%	130%	95%	80%	120%	91%	70%	130%
Chromium	7932907	7932907	14	15	6.9%	< 2	125%	70%	130%	95%	80%	120%	92%	70%	130%
Copper	7932907	7932907	215	230	6.7%	< 1	82%	70%	130%	103%	80%	120%	89%	70%	130%
Gallium	7932907	7932907	3.47	4.23	19.7%	< 0.50	90%	70%	130%	100%	80%	120%	97%	70%	130%
Germanium	7932907	7932907	1.43	1.65	14.3%	< 0.05	91%	70%	130%	100%	80%	120%	98%	70%	130%
Gold	7932907	7932907	0.01	< 0.01	NA	< 0.01	94%	70%	130%	92%	80%	120%	105%	70%	130%
Hafnium	7932907	7932907	0.05	0.16	NA	< 0.02	104%	70%	130%	104%	80%	120%	97%	70%	130%
Indium	7932907	7932907	0.023	0.028	NA	< 0.005	94%	70%	130%	93%	80%	120%	88%	70%	130%
Iron	7932907	7932907	8580	10000	15.3%	< 50	100%	70%	130%	113%	80%	120%	103%	70%	130%
Lanthanum	7932907	7932907	6.7	8.0	17.7%	< 0.1	94%	70%	130%	93%	80%	120%	87%	70%	130%
Lead	7932907	7932907	77	84	8.7%	< 1	101%	70%	130%	102%	80%	120%	90%	70%	130%
Lithium	7932907	7932907	5.5	7.25	27.5%	< 0.5	89%	70%	130%	94%	80%	120%	82%	70%	130%
Magnesium	7932907	7932907	17800	16700	6.4%	< 10	94%	70%	130%	94%	80%	120%	92%	70%	130%
Manganese	7932907	7932907	12500	11700	6.6%	< 5	96%	70%	130%	100%	80%	120%	101%	70%	130%
Mercury	7932907	7932907	< 0.10	< 0.10	NA	< 0.10	85%	70%	130%	90%	80%	120%	85%	70%	130%
Molybdenum	7932907	7932907	2.9	3.58	21.0%	< 0.5	75%	70%	130%	95%	80%	120%	102%	70%	130%
Nickel	7932907	7932907	39	42	7.4%	< 1	91%	70%	130%	92%	80%	120%	86%	70%	130%
Niobium	7932907	7932907	1.32	1.27	3.9%	< 0.05	93%	70%	130%	96%	80%	120%	99%	70%	130%
Phosphorus	7932907	7932907	18000	19000	5.4%	< 5	106%	70%	130%	103%	80%	120%	72%	70%	130%
Potassium	7932907	7932907	28400	28600	0.7%	< 10	95%	70%	130%	97%	80%	120%	97%	70%	130%
Sodium	7932907	7932907	1880	2140	12.9%	< 10	95%	70%	130%	93%	80%	120%	91%	70%	130%
Rhenium	7932907	7932907	< 0.001	< 0.001	NA	< 0.001	96%	70%	130%	95%	80%	120%	113%	70%	130%
Rubidium	7932907	7932907	185	194	4.7%	< 0.1	95%	70%	130%	98%	80%	120%	104%	70%	130%
Scandium	7932907	7932907	1.52	1.95	NA	< 0.50	86%	70%	130%	104%	80%	120%	100%	70%	130%
Selenium	7932907	7932907	4.9	5.71	15.3%	< 0.8	88%	70%	130%	95%	80%	120%	98%	70%	130%
Silver	7932907	7932907	0.6	0.6	NA	< 0.4	93%	70%	130%	100%	80%	120%	97%	70%	130%
Strontium	7932907	7932907	684	636	7.3%	< 5	128%	70%	130%	104%	80%	120%	100%	70%	130%
Sulfur	7932907	7932907	18400	19600	6.3%	< 20	105%	70%	130%	98%	80%	120%	99%	70%	130%

AGAT Laboratories is accredited to ISO/IEC 17025 by the Canadian Association for Laboratory Accreditation Inc. (CALA) and/or Standards Council of Canada (SCC) for specific tests listed on the scope of accreditation. AGAT Laboratories (Mississauga) is also accredited by the Canadian Association for Laboratory Accreditation Inc. (CALA) for specific drinking water tests. Accreditations are location and parameter specific. A complete listing of parameters for each location is available from www.cala.ca and/or www.scc.ca. The tests in this report may not necessarily be included in the scope of accreditation.

Results relate only to the items tested and to all the items tested

AGAT Laboratories

5835 COOPERS AVENUE
MISSISSAUGA, ONTARIO
CANADA L4Z 1Y2
TEL (905)712-5100
FAX (905)712-5122
http://www.agatlabs.com

Quality Assurance

CLIENT NAME: OAKRIDGE ENVIRONMENTAL LTD.
AGAT WORK ORDER: 16T149625
PROJECT: West Gabbro
ATTENTION TO: Dan MacIntyre
SAMPLING SITE:
SAMPLED BY:BP/DM/SG

Miscellaneous Analysis (Continued)

RPT Date: Nov 15, 2016			DUPLICATE				REFERENCE MATERIAL			METHOD BLANK SPIKE			MATRIX SPIKE		
PARAMETER	Batch	Sample Id	Dup #1	Dup #2	RPD	Method Blank	Measured Value	Acceptable Limits		Recovery	Acceptable Limits		Recovery	Acceptable Limits	
								Lower	Upper		Lower	Upper		Lower	Upper
Tantalum	7932907	7932907	0.34	0.347	2.0%	< 0.01	94%	70%	130%	94%	80%	120%	98%	70%	130%
Tellurium	7932907	7932907	< 0.01	< 0.01	NA	< 0.01	97%	70%	130%	98%	80%	120%	100%	70%	130%
Thallium	7932907	7932907	1.7	1.51	NA	< 0.4	89%	70%	130%	95%	80%	120%	86%	70%	130%
Thorium	7932907	7932907	0.9	1.2	NA	< 0.4	101%	70%	130%	106%	80%	120%	102%	70%	130%
Tin	7932907	7932907	2	3	NA	< 1	94%	70%	130%	97%	80%	120%	99%	70%	130%
Titanium	7932907	7932907	246	287	15.4%	< 5	83%	70%	130%	94%	80%	120%	90%	70%	130%
Tungsten	7932907	7932907	< 0.50	< 0.50	NA	< 0.50	101%	70%	130%	103%	80%	120%	100%	70%	130%
Uranium	7932907	7932907	< 0.50	0.51	NA	< 0.50	118%	70%	130%	98%	80%	120%	91%	70%	130%
Vanadium	7932907	7932907	23	27	16.0%	< 1	101%	70%	130%	95%	80%	120%	94%	70%	130%
Yttrium	7932907	7932907	4.72	6.05	24.7%	< 0.05	95%	70%	130%	103%	80%	120%	103%	70%	130%
Zinc	7932907	7932907	2520	2460	2.4%	< 5	96%	70%	130%	101%	80%	120%	98%	70%	130%
Zirconium	7932907	7932907	2.0	3.6	NA	< 0.5	93%	70%	130%	95%	80%	120%	96%	70%	130%

Comments: NA signifies Not Applicable.
Duplicate Qualifier: As the measured result approaches the RL, the uncertainty associated with the value increases dramatically, thus duplicate acceptance limits apply only where the average of the two duplicates is greater than five times the RL.

Metals (Ash) - Oakridge															
Aluminum	7932929	7932929	14900	15400	3.3%	< 5	79%	70%	130%	101%	80%	120%	101%	70%	130%
Antimony	7932929	7932929	0.9	1.0	NA	< 0.8	93%	70%	130%	86%	80%	120%	82%	70%	130%
Arsenic	7932929	7932929	3	3	NA	< 1	78%	70%	130%	88%	80%	120%	81%	70%	130%
Barium	7932929	7932929	539	537	0.4%	< 2	104%	70%	130%	101%	80%	120%	83%	70%	130%
Beryllium	7932929	7932929	< 0.5	< 0.5	NA	< 0.5	114%	70%	130%	86%	80%	120%	83%	70%	130%
Bismuth	7932929	7932929	0.5	0.55	9.5%	< 0.1	121%	70%	130%	118%	80%	120%	82%	70%	130%
Boron	7932929	7932929	198	256	25.6%	< 5	114%	70%	130%	85%	80%	120%	82%	70%	130%
Cadmium	7932929	7932929	73.6	80.3	8.7%	< 0.5	93%	70%	130%	98%	80%	120%	104%	70%	130%
Calcium	7932929	7932929	329000	336000	2.1%	< 10	91%	70%	130%	97%	80%	120%	91%	70%	130%
Cerium	7932929	7932929	14.4	15.4	6.7%	< 0.01	93%	70%	130%	92%	80%	120%	96%	70%	130%
Cesium	7932929	7932929	3.94	3.57	9.9%	< 0.01	94%	70%	130%	92%	80%	120%	97%	70%	130%
Cobalt	7932929	7932929	5.7	5.9	3.4%	< 0.5	79%	70%	130%	93%	80%	120%	80%	70%	130%
Chromium	7932929	7932929	10	13	26.1%	< 2	99%	70%	130%	94%	80%	120%	78%	70%	130%
Copper	7932929	7932929	219	209	4.7%	< 1	71%	70%	130%	99%	80%	120%	95%	70%	130%
Gallium	7932929	7932929	2.84	3.09	8.4%	< 0.50	90%	70%	130%	98%	80%	120%	104%	70%	130%
Germanium	7932929	7932929	1.53	1.71	11.1%	< 0.05	91%	70%	130%	98%	80%	120%	103%	70%	130%
Gold	7932929	7932929	< 0.01	< 0.01	NA	< 0.01	99%	70%	130%	100%	80%	120%	97%	70%	130%
Hafnium	7932929	7932929	0.13	0.13	0.0%	< 0.02	104%	70%	130%	101%	80%	120%	102%	70%	130%
Indium	7932929	7932929	0.023	0.030	NA	< 0.005	94%	70%	130%	92%	80%	120%	95%	70%	130%
Iron	7932929	7932929	6870	7630	10.5%	< 50	87%	70%	130%	112%	80%	120%	119%	70%	130%
Lanthanum	7932929	7932929	8.1	8.56	5.5%	< 0.1	94%	70%	130%	92%	80%	120%	96%	70%	130%
Lead	7932929	7932929	35	44	22.8%	< 1	90%	70%	130%	100%	80%	120%	81%	70%	130%

AGAT Laboratories is accredited to ISO/IEC 17025 by the Canadian Association for Laboratory Accreditation Inc. (CALA) and/or Standards Council of Canada (SCC) for specific tests listed on the scope of accreditation. AGAT Laboratories (Mississauga) is also accredited by the Canadian Association for Laboratory Accreditation Inc. (CALA) for specific drinking water tests. Accreditations are location and parameter specific. A complete listing of parameters for each location is available from www.cala.ca and/or www.scc.ca. The tests in this report may not necessarily be included in the scope of accreditation.

Results relate only to the items tested and to all the items tested

AGAT Laboratories

5835 COOPERS AVENUE
MISSISSAUGA, ONTARIO
CANADA L4Z 1Y2
TEL (905)712-5100
FAX (905)712-5122
http://www.agatlabs.com

Quality Assurance

CLIENT NAME: OAKRIDGE ENVIRONMENTAL LTD.
AGAT WORK ORDER: 16T149625
PROJECT: West Gabbro
ATTENTION TO: Dan MacIntyre
SAMPLING SITE:
SAMPLED BY:BP/DM/SG

Miscellaneous Analysis (Continued)

RPT Date: Nov 15, 2016			DUPLICATE				REFERENCE MATERIAL			METHOD BLANK SPIKE			MATRIX SPIKE		
PARAMETER	Batch	Sample Id	Dup #1	Dup #2	RPD	Method Blank	Measured Value	Acceptable Limits		Recovery	Acceptable Limits		Recovery	Acceptable Limits	
								Lower	Upper		Lower	Upper		Lower	Upper
Lithium	7932929	7932929	5.4	5.31	1.7%	< 0.5	73%	70%	130%	85%	80%	120%	78%	70%	130%
Magnesium	7932929	7932929	9650	10300	6.5%	< 10	92%	70%	130%	93%	80%	120%	91%	70%	130%
Manganese	7932929	7932929	4800	5080	5.7%	< 5	85%	70%	130%	97%	80%	120%	111%	70%	130%
Mercury	7932929	7932929	< 0.10	< 0.10	NA	< 0.10	85%	70%	130%	83%	80%	120%	75%	70%	130%
Molybdenum	7932929	7932929	3.0	3.0	0.0%	< 0.5	94%	70%	130%	93%	80%	120%	89%	70%	130%
Nickel	7932929	7932929	26	29	10.9%	< 1	75%	70%	130%	90%	80%	120%	74%	70%	130%
Niobium	7932929	7932929	1.48	1.03	35.9%	< 0.05	93%	70%	130%	95%	80%	120%	102%	70%	130%
Phosphorus	7932929	7932929	12200	13000	6.3%	< 5	106%	70%	130%	106%	80%	120%	108%	70%	130%
Potassium	7932929	7932929	17300	19200	10.4%	< 10	95%	70%	130%	96%	80%	120%	96%	70%	130%
Sodium	7932929	7932929	2220	3020	30.5%	< 10	95%	70%	130%	93%	80%	120%	92%	70%	130%
Rhenium	7932929	7932929	< 0.001	< 0.001	NA	< 0.001	103%	70%	130%	106%	80%	120%	107%	70%	130%
Rubidium	7932929	7932929	129	136	5.3%	< 0.1	95%	70%	130%	97%	80%	120%	108%	70%	130%
Scandium	7932929	7932929	1.58	1.77	NA	< 0.50	86%	70%	130%	102%	80%	120%	105%	70%	130%
Selenium	7932929	7932929	1.8	2.8	NA	< 0.8	87%	70%	130%	91%	80%	120%	88%	70%	130%
Silver	7932929	7932929	0.8	0.7	NA	< 0.4	92%	70%	130%	94%	80%	120%	90%	70%	130%
Strontium	7932929	7932929	466	435	6.9%	< 5	111%	70%	130%	103%	80%	120%	107%	70%	130%
Sulfur	7932929	7932929	11900	13100	9.6%	< 20	NA	70%	130%	97%	80%	120%	98%	70%	130%
Tantalum	7932929	7932929	0.35	0.27	25.8%	< 0.01	94%	70%	130%	93%	80%	120%	100%	70%	130%
Tellurium	7932929	7932929	< 0.01	< 0.01	NA	< 0.01	97%	70%	130%	92%	80%	120%	93%	70%	130%
Thallium	7932929	7932929	2.0	2.5	22.2%	< 0.4	88%	70%	130%	93%	80%	120%	78%	70%	130%
Thorium	7932929	7932929	1.0	1.1	NA	< 0.4	101%	70%	130%	102%	80%	120%	105%	70%	130%
Tin	7932929	7932929	2	3	NA	< 1	95%	70%	130%	93%	80%	120%	90%	70%	130%
Titanium	7932929	7932929	241	298	21.2%	< 5	73%	70%	130%	94%	80%	120%	94%	70%	130%
Tungsten	7932929	7932929	< 0.50	< 0.50	NA	< 0.50	101%	70%	130%	100%	80%	120%	105%	70%	130%
Uranium	7932929	7932929	< 0.50	< 0.50	NA	< 0.50	99%	70%	130%	97%	80%	120%	83%	70%	130%
Vanadium	7932929	7932929	17	19	11.1%	< 1	85%	70%	130%	93%	80%	120%	81%	70%	130%
Yttrium	7932929	7932929	5.28	5.81	9.6%	< 0.05	95%	70%	130%	101%	80%	120%	109%	70%	130%
Zinc	7932929	7932929	1960	2180	10.6%	< 5	85%	70%	130%	96%	80%	120%	96%	70%	130%
Zirconium	7932929	7932929	2.4	2.77	NA	< 0.5	91%	70%	130%	93%	80%	120%	88%	70%	130%

Comments: NA signifies Not Applicable.
Duplicate Qualifier: As the measured result approaches the RL, the uncertainty associated with the value increases dramatically, thus duplicate acceptance limits apply only where the average of the two duplicates is greater than five times the RL.

Metals (Ash) - Oakridge

Aluminum	1	7932929	14900	15400	3.3%	< 5	79%	70%	130%	101%	80%	120%	101%	70%	130%
Antimony	1	7932929	0.95	0.99	4.1%	< 0.8	93%	70%	130%	86%	80%	120%	82%	70%	130%
Arsenic	1	7932929	3	3	0.0%	< 1	78%	70%	130%	88%	80%	120%	81%	70%	130%
Barium	1	7932929	539	537	0.4%	< 2	104%	70%	130%	101%	80%	120%	83%	70%	130%
Beryllium	1	7932929	< 0.5	< 0.5	0.0%	< 0.5	114%	70%	130%	86%	80%	120%	83%	70%	130%

AGAT Laboratories is accredited to ISO/IEC 17025 by the Canadian Association for Laboratory Accreditation Inc. (CALA) and/or Standards Council of Canada (SCC) for specific tests listed on the scope of accreditation. AGAT Laboratories (Mississauga) is also accredited by the Canadian Association for Laboratory Accreditation Inc. (CALA) for specific drinking water tests. Accreditations are location and parameter specific. A complete listing of parameters for each location is available from www.cala.ca and/or www.scc.ca. The tests in this report may not necessarily be included in the scope of accreditation.

Results relate only to the items tested and to all the items tested

AGAT Laboratories

5835 COOPERS AVENUE
MISSISSAUGA, ONTARIO
CANADA L4Z 1Y2
TEL (905)712-5100
FAX (905)712-5122
http://www.agatlabs.com

Quality Assurance

CLIENT NAME: OAKRIDGE ENVIRONMENTAL LTD.
AGAT WORK ORDER: 16T149625
PROJECT: West Gabbro
ATTENTION TO: Dan MacIntyre
SAMPLING SITE:
SAMPLED BY:BP/DM/SG

Miscellaneous Analysis (Continued)

RPT Date: Nov 15, 2016			DUPLICATE				REFERENCE MATERIAL			METHOD BLANK SPIKE			MATRIX SPIKE		
PARAMETER	Batch	Sample Id	Dup #1	Dup #2	RPD	Method Blank	Measured Value	Acceptable Limits		Recovery	Acceptable Limits		Recovery	Acceptable Limits	
								Lower	Upper		Lower	Upper		Lower	Upper
Bismuth	1	7932929	0.51	0.55	7.5%	< 0.1	121%	70%	130%	118%	80%	120%	82%	70%	130%
Boron	1	7932929	198	256	25.6%	< 5	114%	70%	130%	85%	80%	120%	82%	70%	130%
Cadmium	1	7932929	73.6	80.3	8.7%	< 0.5	93%	70%	130%	98%	80%	120%	104%	70%	130%
Cerium	1	7932929	14.4	15.4	6.7%	< 0.01	93%	70%	130%	92%	80%	120%	96%	70%	130%
Cesium	1	7932929	3.94	3.57	9.9%	< 0.01	94%	70%	130%	92%	80%	120%	97%	70%	130%
Cobalt	1	7932929	5.7	5.9	3.4%	< 0.5	79%	70%	130%	93%	80%	120%	80%	70%	130%
Chromium	1	7932929	10	13	26.1%	< 2	99%	70%	130%	94%	80%	120%	78%	70%	130%
Copper	1	7932929	219	209	4.7%	< 1	71%	70%	130%	99%	80%	120%	95%	70%	130%
Gallium	1	7932929	2.84	3.09	8.4%	< 0.50	90%	70%	130%	98%	80%	120%	104%	70%	130%
Germanium	1	7932929	1.53	1.71	11.1%	< 0.05	91%	70%	130%	98%	80%	120%	103%	70%	130%
Gold	1	7932929	< 0.01	< 0.01	0.0%	< 0.01	99%	70%	130%	100%	80%	120%	97%	70%	130%
Hafnium	1	7932929	0.13	0.13	0.0%	< 0.02	104%	70%	130%	101%	80%	120%	102%	70%	130%
Indium	1	7932929	0.023	0.030	26.4%	< 0.005	94%	70%	130%	92%	80%	120%	95%	70%	130%
Iron	1	7932929	6870	7630	10.5%	< 50	87%	70%	130%	112%	80%	120%	119%	70%	130%
Lanthanum	1	7932929	8.14	8.56	5.0%	< 0.1	94%	70%	130%	92%	80%	120%	96%	70%	130%
Lead	1	7932929	35	44	22.8%	< 1	90%	70%	130%	100%	80%	120%	81%	70%	130%
Lithium	1	7932929	5.38	5.31	1.3%	< 0.5	73%	70%	130%	85%	80%	120%	78%	70%	130%
Manganese	1	7932929	4800	5080	5.7%	< 5	85%	70%	130%	97%	80%	120%	111%	70%	130%
Mercury	1	7932929	< 0.10	< 0.10	0.0%	< 0.10	85%	70%	130%	83%	80%	120%	75%	70%	130%
Molybdenum	1	7932929	3.0	3.0	0.0%	< 0.5	94%	70%	130%	93%	80%	120%	89%	70%	130%
Nickel	1	7932929	26	29	10.9%	< 1	75%	70%	130%	90%	80%	120%	74%	70%	130%
Niobium	1	7932929	1.48	1.03		< 0.05	93%	70%	130%	95%	80%	120%	102%	70%	130%
Phosphorus	1	7932929	12200	13000	6.3%	< 5	106%	70%	130%	106%	80%	120%	108%	70%	130%
Rhenium	1	7932929	< 0.001	< 0.001	0.0%	< 0.001	103%	70%	130%	106%	80%	120%	107%	70%	130%
Rubidium	1	7932929	129	136	5.3%	< 0.1	95%	70%	130%	97%	80%	120%	108%	70%	130%
Scandium	1	7932929	1.58	1.77	11.3%	< 0.50	86%	70%	130%	102%	80%	120%	105%	70%	130%
Selenium	1	7932929	1.8	2.8		< 0.8	87%	70%	130%	91%	80%	120%	88%	70%	130%
Silver	1	7932929	0.8	0.7	13.3%	< 0.4	92%	70%	130%	94%	80%	120%	90%	70%	130%
Strontium	1	7932929	466	435	6.9%	< 5	111%	70%	130%	103%	80%	120%	107%	70%	130%
Tantalum	1	7932929	0.35	0.27	25.8%	< 0.01	94%	70%	130%	93%	80%	120%	100%	70%	130%
Tellurium	1	7932929	< 0.01	< 0.01	0.0%	< 0.01	97%	70%	130%	92%	80%	120%	93%	70%	130%
Thallium	1	7932929	2.0	2.5	22.2%	< 0.4	88%	70%	130%	93%	80%	120%	78%	70%	130%
Thorium	1	7932929	1.0	1.1	9.5%	< 0.4	101%	70%	130%	102%	80%	120%	105%	70%	130%
Tin	1	7932929	2	3		< 1	95%	70%	130%	93%	80%	120%	90%	70%	130%
Titanium	1	7932929	241	298	21.2%	< 5	73%	70%	130%	94%	80%	120%	94%	70%	130%
Tungsten	1	7932929	< 0.50	< 0.50	0.0%	< 0.50	101%	70%	130%	100%	80%	120%	105%	70%	130%
Uranium	1	7932929	< 0.50	< 0.50	0.0%	< 0.50	99%	70%	130%	97%	80%	120%	83%	70%	130%
Vanadium	1	7932929	17	19	11.1%	< 1	85%	70%	130%	93%	80%	120%	81%	70%	130%
Yttrium	1	7932929	5.28	5.81	9.6%	< 0.05	95%	70%	130%	101%	80%	120%	109%	70%	130%

AGAT Laboratories is accredited to ISO/IEC 17025 by the Canadian Association for Laboratory Accreditation Inc. (CALA) and/or Standards Council of Canada (SCC) for specific tests listed on the scope of accreditation. AGAT Laboratories (Mississauga) is also accredited by the Canadian Association for Laboratory Accreditation Inc. (CALA) for specific drinking water tests. Accreditations are location and parameter specific. A complete listing of parameters for each location is available from www.cala.ca and/or www.scc.ca. The tests in this report may not necessarily be included in the scope of accreditation.

Results relate only to the items tested and to all the items tested

AGAT Laboratories

5835 COOPERS AVENUE
MISSISSAUGA, ONTARIO
CANADA L4Z 1Y2
TEL (905)712-5100
FAX (905)712-5122
http://www.agatlabs.com

Quality Assurance

CLIENT NAME: OAKRIDGE ENVIRONMENTAL LTD.

AGAT WORK ORDER: 16T149625

PROJECT: West Gabbro

ATTENTION TO: Dan MacIntyre

SAMPLING SITE:

SAMPLED BY:BP/DM/SG

Miscellaneous Analysis (Continued)

RPT Date: Nov 15, 2016			DUPLICATE				REFERENCE MATERIAL			METHOD BLANK SPIKE			MATRIX SPIKE		
PARAMETER	Batch	Sample Id	Dup #1	Dup #2	RPD	Method Blank	Measured Value	Acceptable Limits		Recovery	Acceptable Limits		Recovery	Acceptable Limits	
								Lower	Upper		Lower	Upper		Lower	Upper
Zinc	1	7932929	1960	2180	10.6%	< 5	85%	70%	130%	96%	80%	120%	96%	70%	130%
Zirconium	1	7932929	2.44	2.77	12.7%	< 0.5	91%	70%	130%	93%	80%	120%	88%	70%	130%

Certified By:

AGAT Laboratories is accredited to ISO/IEC 17025 by the Canadian Association for Laboratory Accreditation Inc. (CALA) and/or Standards Council of Canada (SCC) for specific tests listed on the scope of accreditation. AGAT Laboratories (Mississauga) is also accredited by the Canadian Association for Laboratory Accreditation Inc. (CALA) for specific drinking water tests. Accreditations are location and parameter specific. A complete listing of parameters for each location is available from www.cala.ca and/or www.scc.ca. The tests in this report may not necessarily be included in the scope of accreditation.

Results relate only to the items tested and to all the items tested

AGAT Laboratories

5835 COOPERS AVENUE
MISSISSAUGA, ONTARIO
CANADA L4Z 1Y2
TEL (905)712-5100
FAX (905)712-5122
http://www.agatlabs.com

Method Summary

CLIENT NAME: OAKRIDGE ENVIRONMENTAL LTD.
AGAT WORK ORDER: 16T149625
PROJECT: West Gabbro
ATTENTION TO: Dan MacIntyre
SAMPLING SITE:
SAMPLED BY:BP/DM/SG

PARAMETER	AGAT S.O.P	LITERATURE REFERENCE	ANALYTICAL TECHNIQUE
Miscellaneous Analysis			
Aluminum	MET-93-6103	EPA SW-846 3050B & 6020A	ICP-MS
Antimony	MET-93-6103	EPA SW-846 3050B & 6020A	ICP-MS
Arsenic	MET-93-6103	EPA SW-846 3050B & 6020A	ICP-MS
Barium	MET-93-6103	EPA SW-846 3050B & 6020A	ICP-MS
Beryllium	MET-93-6103	EPA SW-846 3050B & 6020A	ICP-MS
Bismuth	MET-93-6103	EPA SW-846 3050B & 6020A	ICP-MS
Boron	MET-93-6103	EPA SW-846 3050B & 6020A	ICP-MS
Cadmium	MET-93-6103	EPA SW-846 3050B & 6020A	ICP-MS
Calcium	MET-93-6105	EPA SW-846 3050B & 6010C	ICP/OES
Cerium	MET-93-6103	EPA SW-846 3050B & 6020A	ICP-MS
Cesium	MET-93-6103	EPA SW-846 3050B & 6020A	ICP-MS
Cobalt	MET-93-6103	EPA SW-846 3050B & 6020A	ICP-MS
Chromium	MET-93-6103	EPA SW-846 3050B & 6020A	ICP-MS
Copper	MET-93-6103	EPA SW-846 3050B & 6020A	ICP-MS
Gallium	MET-93-6103	EPA SW-846 3050B & 6020A	ICP-MS
Germanium	MET-93-6103	EPA SW-846 3050B & 6020A	ICP-MS
Gold	MET-93-6103	EPA SW-846 3050B & 6020A	ICP-MS
Hafnium	MET-93-6103	EPA SW-846 3050B & 6020A	ICP-MS
Indium	MET-93-6103	EPA SW-846 3050B & 6020A	ICP-MS
Iron	MET-93-6103	EPA SW-846 3050B & 6020A	ICP-MS
Lanthanum	MET-93-6103	EPA SW-846 3050B & 6020A	ICP-MS
Lead	MET-93-6103	EPA SW-846 3050B & 6020A	ICP-MS
Lithium	MET-93-6103	EPA SW-846 3050B & 6020A	ICP-MS
Magnesium	MET-93-6105	EPA SW-846 3050B & 6010C	ICP/OES
Manganese	MET-93-6103	EPA SW-846 3050B & 6020A	ICP-MS
Mercury	MET-93-6103	EPA SW-846 3050B & 6020A	ICP-MS
Molybdenum	MET-93-6103	EPA SW-846 3050B & 6020A	ICP-MS
Nickel	MET-93-6103	EPA SW-846 3050B & 6020A	ICP-MS
Niobium	MET-93-6103	EPA SW-846 3050B & 6020A	ICP-MS
Phosphorus	MET-93-6103	EPA SW-846 3050B & 6020A	ICP-MS
Potassium	MET-93-6105	EPA SW-846 3050B & 6010C	ICP/OES
Sodium	MET-93-6105	EPA SW-846 3050B & 6010C	ICP/OES
Rhenium	MET-93-6103	EPA SW-846 3050B & 6020A	ICP-MS
Rubidium	MET-93-6103	EPA SW-846 3050B & 6020A	ICP-MS
Scandium	MET-93-6103	EPA SW-846 3050B & 6020A	ICP-MS
Selenium	MET-93-6103	EPA SW-846 3050B & 6020A	ICP-MS
Silver	MET-93-6103	EPA SW-846 3050B & 6020A	ICP-MS
Strontium	MET-93-6103	EPA SW-846 3050B & 6020A	ICP-MS
Sulfur	MET-93-6105	EPA SW-846-3050B & 6010C	ICP/OES
Tantalum	MET-93-6103	EPA SW-846 3050B & 6020A	ICP-MS
Tellurium	MET-93-6103	EPA SW-846 3050B & 6020A	ICP-MS
Thallium	MET-93-6103	EPA SW-846 3050B & 6020A	ICP-MS
Thorium	MET-93-6103	EPA SW-846 3050B & 6020A	ICP-MS
Tin	MET-93-6103	EPA SW-846 3050B & 6020A	ICP-MS
Titanium	MET-93-6103	EPA SW-846 3050B & 6020A	ICP-MS
Tungsten	MET-93-6103	EPA SW-846 3050B & 6020A	ICP-MS
Uranium	MET-93-6103	EPA SW-846 3050B & 6020A	ICP-MS
Vanadium	MET-93-6103	EPA SW-846 3050B & 6020A	ICP-MS
Yttrium	MET-93-6103	EPA SW-846 3050B & 6020A	ICP-MS

Results relate only to the items tested and to all the items tested

5835 COOPERS AVENUE
MISSISSAUGA, ONTARIO
CANADA L4Z 1Y2
TEL (905)712-5100
FAX (905)712-5122
http://www.agatlabs.com

Method Summary

CLIENT NAME: OAKRIDGE ENVIRONMENTAL LTD.

AGAT WORK ORDER: 16T149625

PROJECT: West Gabbro

ATTENTION TO: Dan MacIntyre

SAMPLING SITE:

SAMPLED BY:BP/DM/SG

PARAMETER	AGAT S.O.P	LITERATURE REFERENCE	ANALYTICAL TECHNIQUE
Zinc	MET-93-6103	EPA SW-846 3050B & 6020A	ICP-MS
Zirconium	MET-93-6103	EPA SW-846 3050B & 6020A	ICP-MS

Results relate only to the items tested and to all the items tested

APPENDIX B

Compiled Element Plots

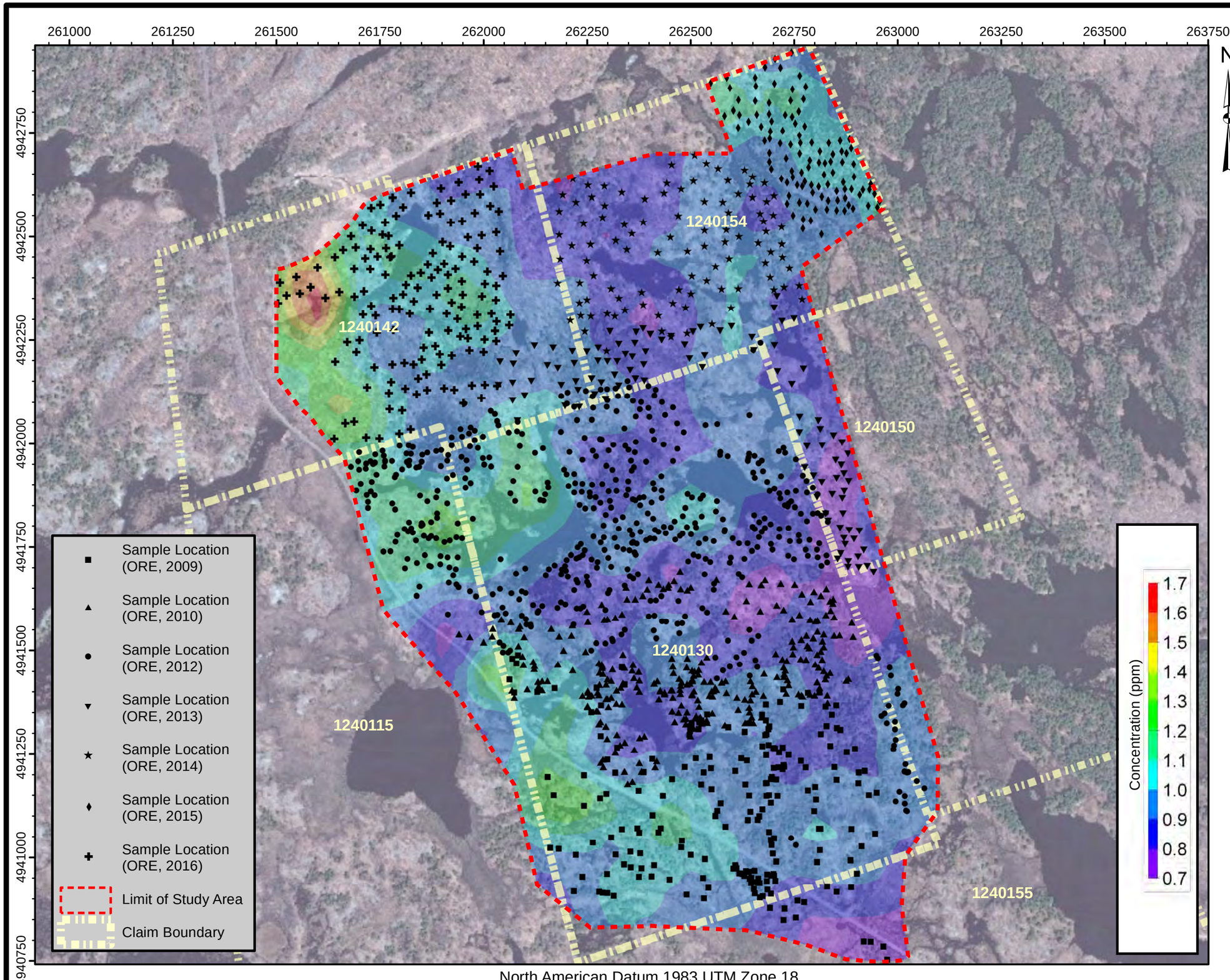

TRIGAN RESOURCES INC.
WEST GABBRO PROPERTY
BIOGEOCHEMICAL SURVEY

ClaimNo.1240115,1240130,1240142,1240150, 1240154and1240155
TownshipofHavelock-Belmont-Methuen

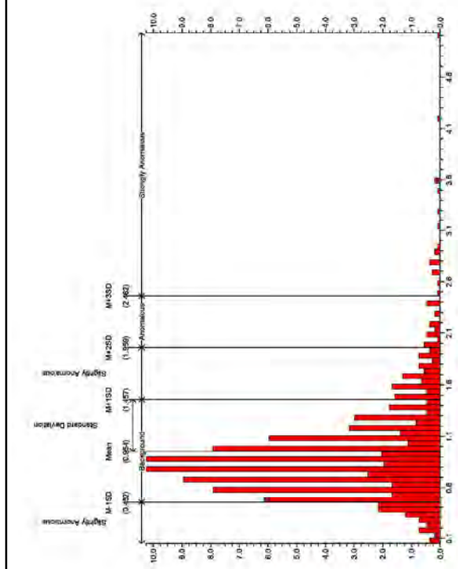

Scale: 1:9,000

0 125 250 500 m

Notes: Air photo provided by First Base Solutions Inc. (DRAPE, 2008)

2009 & 2010 sample locations determined by differential Global Positioning System (dGPS, +/- 3.0 m)

2012 - 2016 sample locations determined by mapping-grade differential Global Positioning System (dGPS, +/- 2.0 m)

Claim boundary provided by the Ministry of Northern Development and Mines (ClaimMaps, 2012)

Colour contours generated using a simple kriging algorithm

TITLE

CONCENTRATION - Ag (ppm)
WHITE PINE BARK BY ICP-MS

ORE Oakridge Environmental Ltd.
Environmental and Hydrogeological Services

PROJECT #	FIGURE NO.
16-2189	**B1**
DATE November 2016	

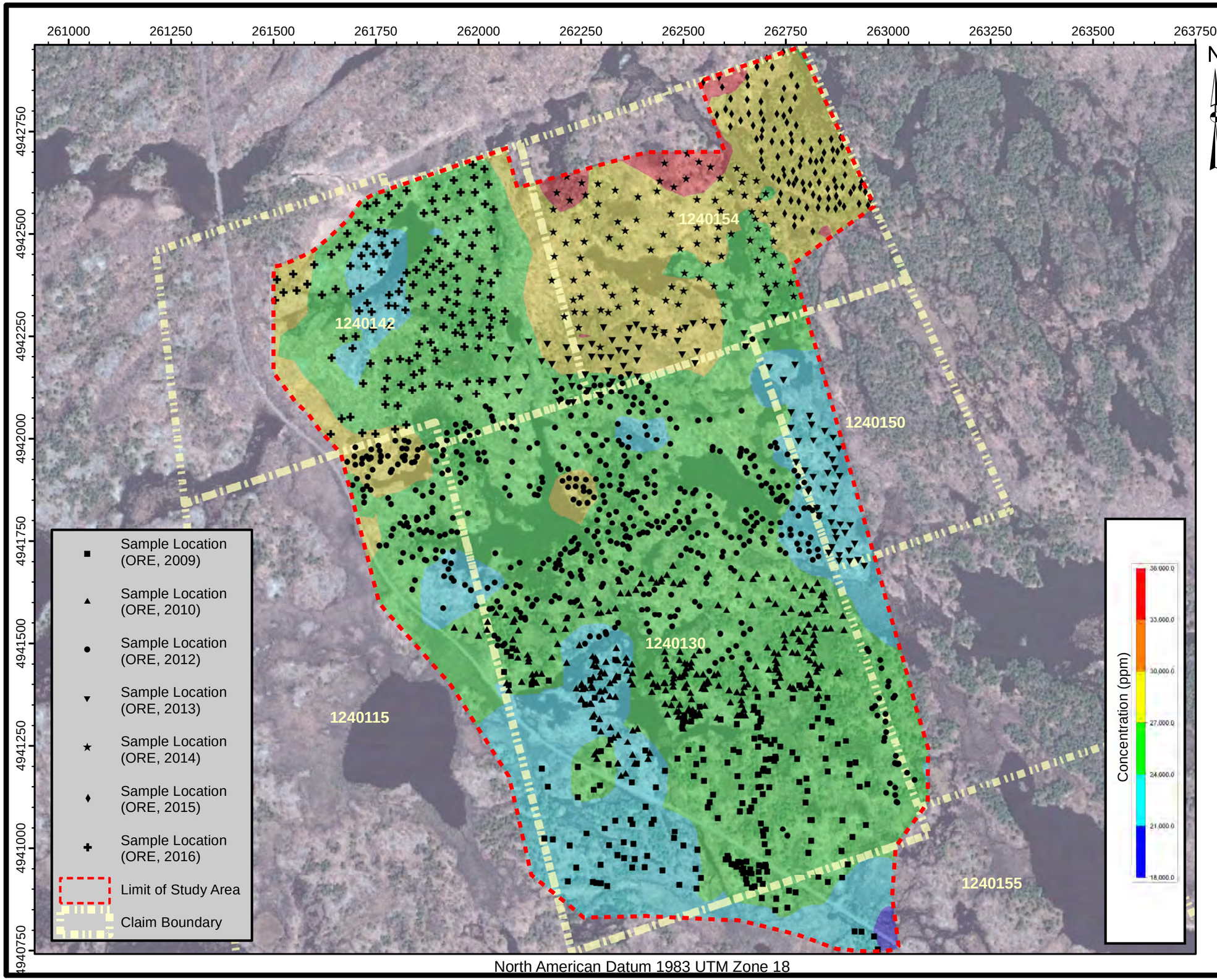

TRIGAN RESOURCES INC.
WEST GABBRO PROPERTY
BIOGEOCHEMICAL SURVEY

ClaimNo.1240115,1240130,1240142,1240150, 1240154and1240155
TownshipofHavelock-Belmont-Methuen

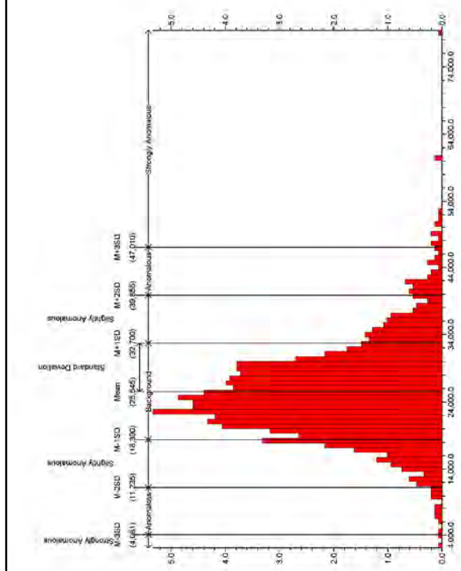

Scale: 1:9,000

0 125 250 500 m

Notes: Air photo provided by First Base Solutions Inc. (DRAPE, 2008)

2009 & 2010 sample locations determined by differential Global Positioning System (dGPS, +/- 3.0 m)

2012 - 2016 sample locations determined by mapping-grade differential Global Positioning System (dGPS, +/- 2.0 m)

Claim boundary provided by the Ministry of Northern Development and Mines (ClaimMaps, 2012)

Colour contours generated using a simple kriging algorithm

TITLE

CONCENTRATION - Al (ppm)
WHITE PINE BARK BY ICP-MS

ORE Oakridge Environmental Ltd.
Environmental and Hydrogeological Services

PROJECT # 16-2189

DATE November 2016

FIGURE NO. **B2**

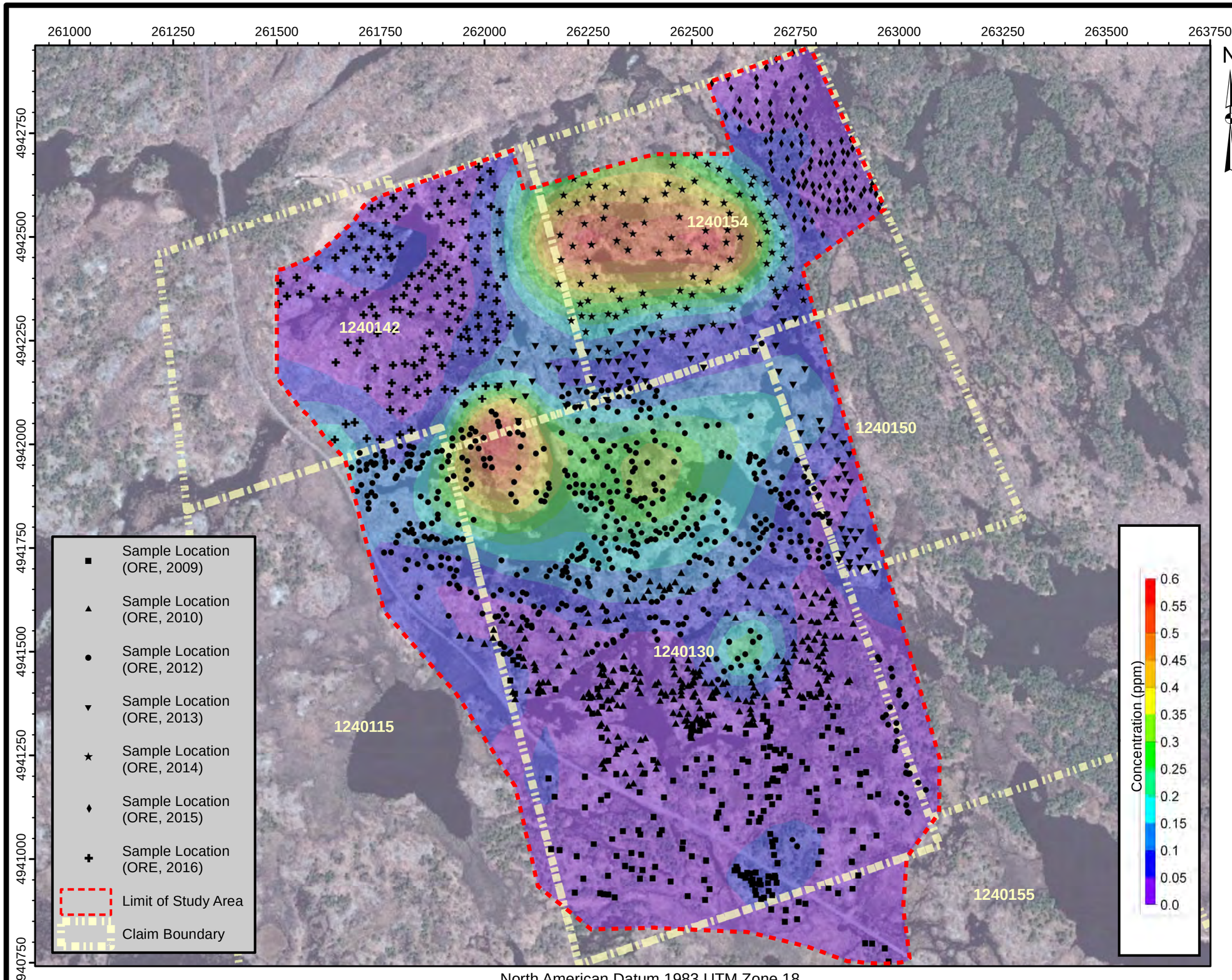

TRIGAN RESOURCES INC.
WEST GABBRO PROPERTY
BIOGEOCHEMICAL SURVEY

ClaimNo.1240115,1240130,1240142,1240150, 1240154and1240155
TownshipofHavelock-Belmont-Methuen

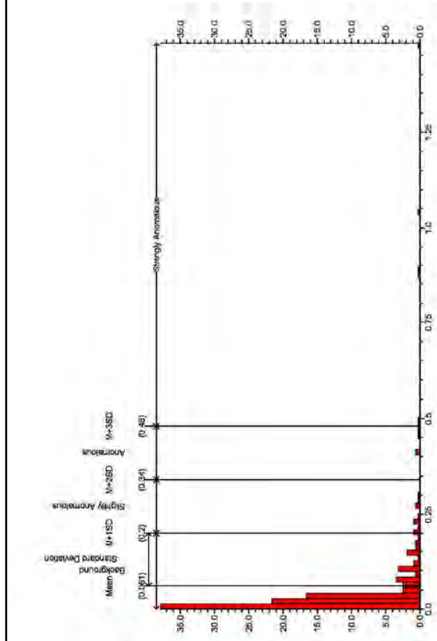

Scale: 1:9,000

0 125 250 500 m

Notes: Air photo provided by First Base Solutions Inc. (DRAPE, 2008)

2009 & 2010 sample locations determined by differential Global Positioning System (dGPS, +/- 3.0 m)

2012 - 2016 sample locations determined by mapping-grade differential Global Positioning System (dGPS, +/- 2.0 m)

Claim boundary provided by the Ministry of Northern Development and Mines (ClaimMaps, 2012)

Colour contours generated using a simple kriging algorithm

TITLE

CONCENTRATION - Au (ppm)
WHITE PINE BARK BY ICP-MS

ORE Oakridge Environmental Ltd.
Environmental and Hydrogeological Services

PROJECT #	FIGURE NO.
16-2189	**B3**
DATE November 2016	

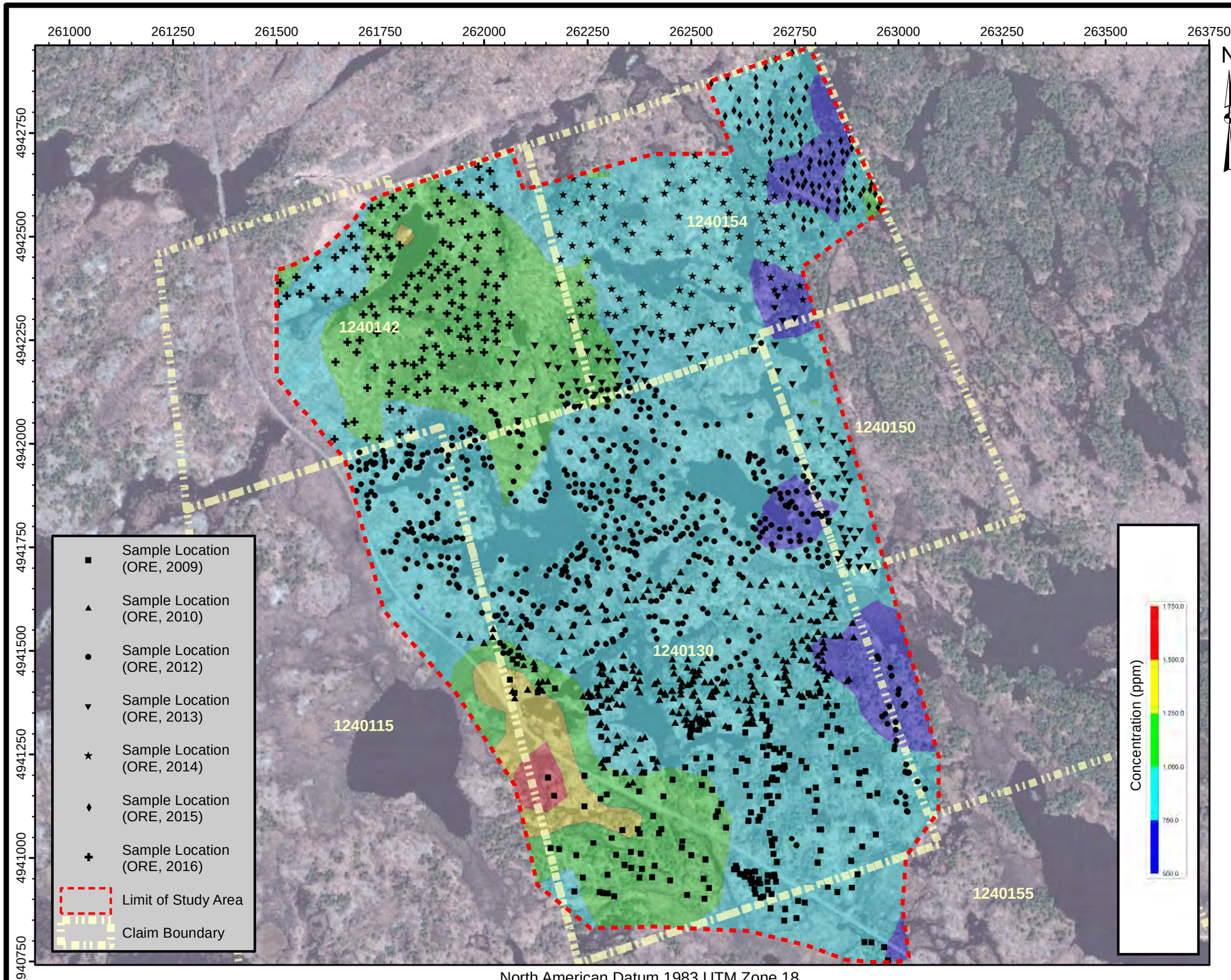

TRIGAN RESOURCES INC.
WEST GABBRO PROPERTY
BIOGEOCHEMICAL SURVEY

ClaimNo.1240115,1240130,1240142,1240150, 1240154and1240155
TownshipofHavelock-Belmont-Methuen

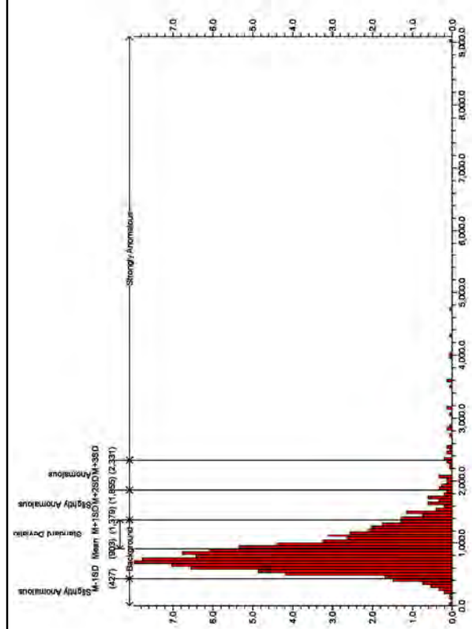

Scale: 1:9,000

0 125 250 500 m

Notes: Air photo provided by First Base Solutions Inc. (DRAPE, 2008)

2009 & 2010 sample locations determined by differential Global Positioning System (dGPS, +/- 3.0 m)

2012 - 2016 sample locations determined by mapping-grade differential Global Positioning System (dGPS, +/- 2.0 m)

Claim boundary provided by the Ministry of Northern Development and Mines (ClaimMaps, 2012)

Colour contours generated using a simple kriging algorithm

TITLE

CONCENTRATION - Ba (ppm)
WHITE PINE BARK BY ICP-MS

ORE
Oakridge Environmental Ltd.
Environmental and Hydrogeological Services

PROJECT #	FIGURE NO.
16-2189	**B4**
DATE November 2016	

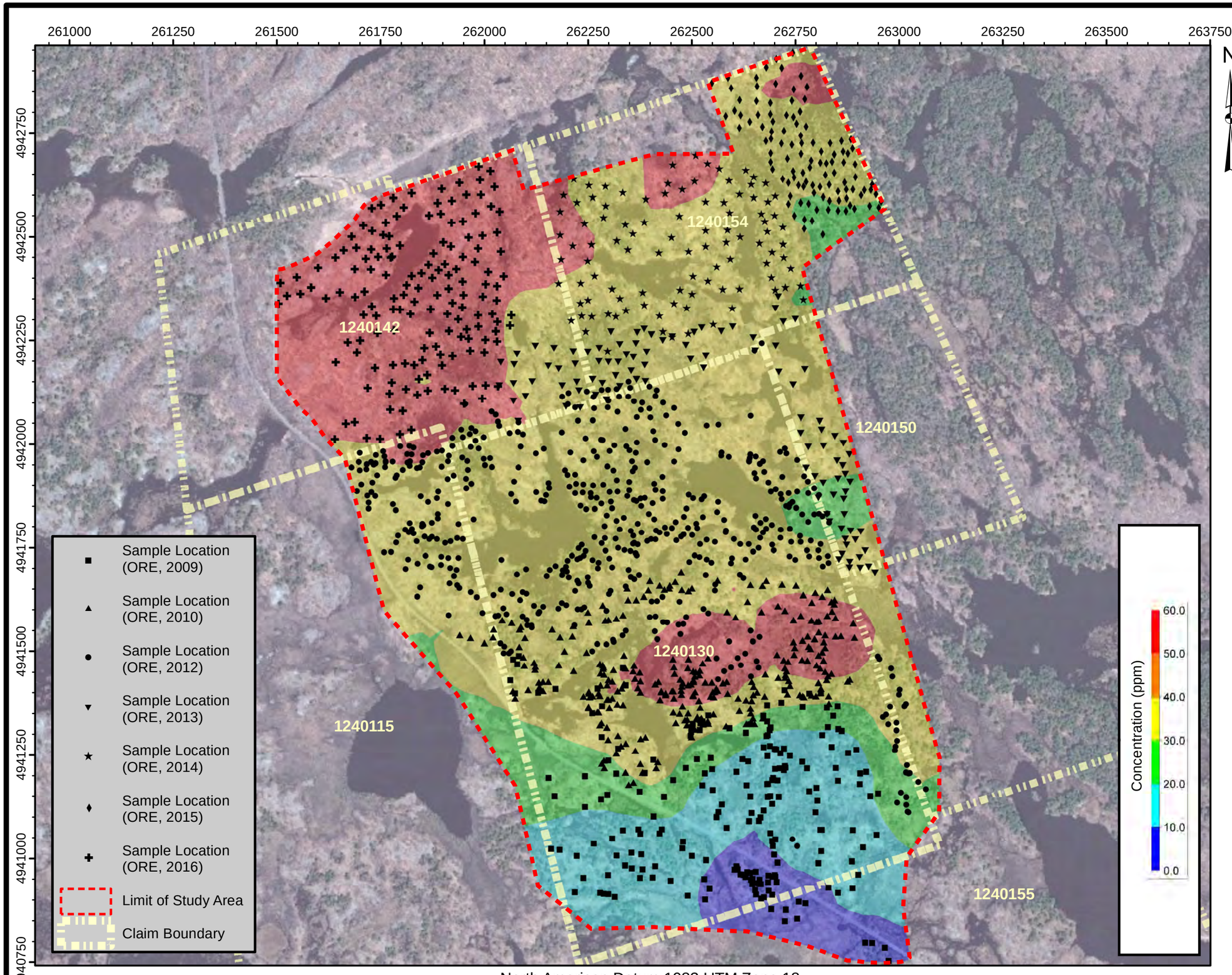

TRIGAN RESOURCES INC.
WEST GABBRO PROPERTY
BIOGEOCHEMICAL SURVEY

ClaimNo.1240115,1240130,1240142,1240150, 1240154and1240155
TownshipofHavelock-Belmont-Methuen

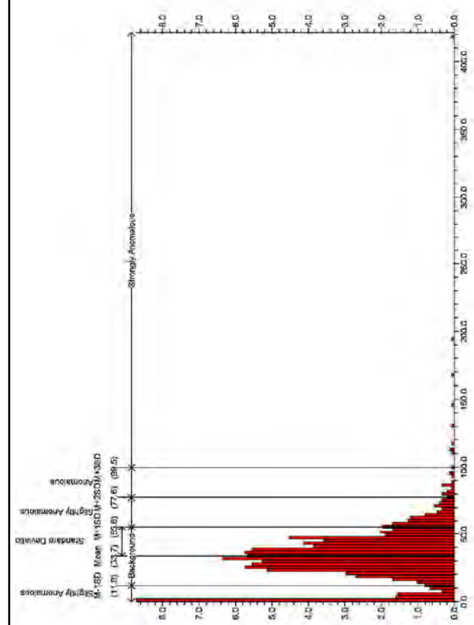

Scale: 1:9,000

0 125 250 500 m

Notes: Air photo provided by First Base Solutions Inc. (DRAPE, 2008)

2009 & 2010 sample locations determined by differential Global Positioning System (dGPS, +/- 3.0 m)

2012 - 2016 sample locations determined by mapping-grade differential Global Positioning System (dGPS, +/- 2.0 m)

Claim boundary provided by the Ministry of Northern Development and Mines (ClaimMaps, 2012)

Colour contours generated using a simple kriging algorithm

TITLE

CONCENTRATION - Cd (ppm)
WHITE PINE BARK BY ICP-MS

ORE
Oakridge Environmental Ltd.
Environmental and Hydrogeological Services

PROJECT #	FIGURE NO.
16-2189	**B5**
DATE November 2016	

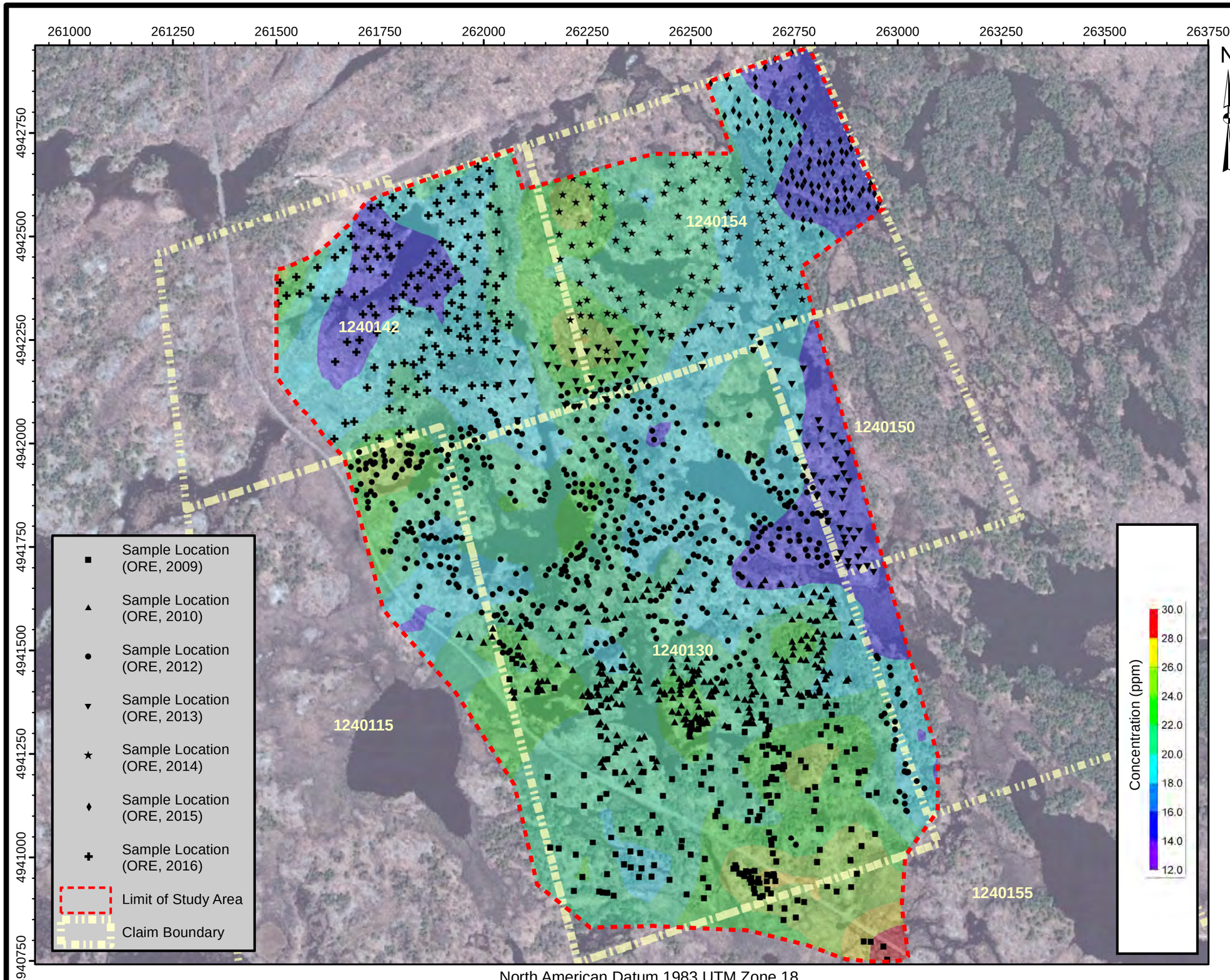

TRIGAN RESOURCES INC.
WEST GABBRO PROPERTY
BIOGEOCHEMICAL SURVEY

ClaimNo.1240115,1240130,1240142,1240150, 1240154and1240155
TownshipofHavelock-Belmont-Methuen

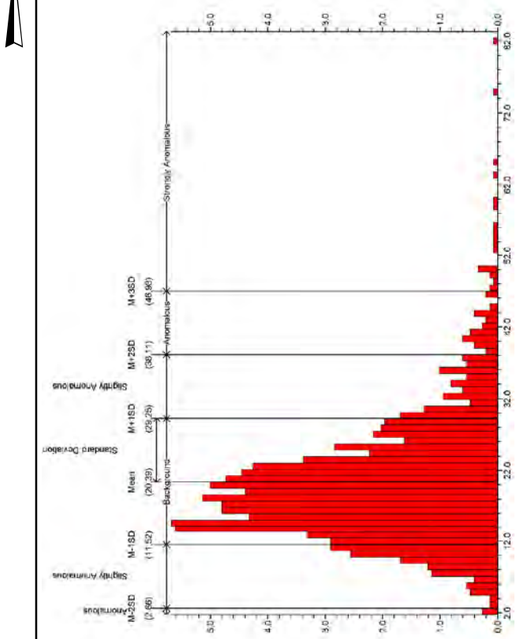

Scale: 1:9,000

0 125 250 500 m

Notes: Air photo provided by First Base Solutions Inc. (DRAPE, 2008)

2009 & 2010 sample locations determined by differential Global Positioning System (dGPS, +/- 3.0 m)

2012 - 2016 sample locations determined by mapping-grade differential Global Positioning System (dGPS, +/- 2.0 m)

Claim boundary provided by the Ministry of Northern Development and Mines (ClaimMaps, 2012)

Colour contours generated using a simple kriging algorithm

TITLE

CONCENTRATION - Ce (ppm)
WHITE PINE BARK BY ICP-MS

ORE
Oakridge Environmental Ltd.
Environmental and Hydrogeological Services

PROJECT #
16-2189

DATE
November 2016

FIGURE NO.
B6

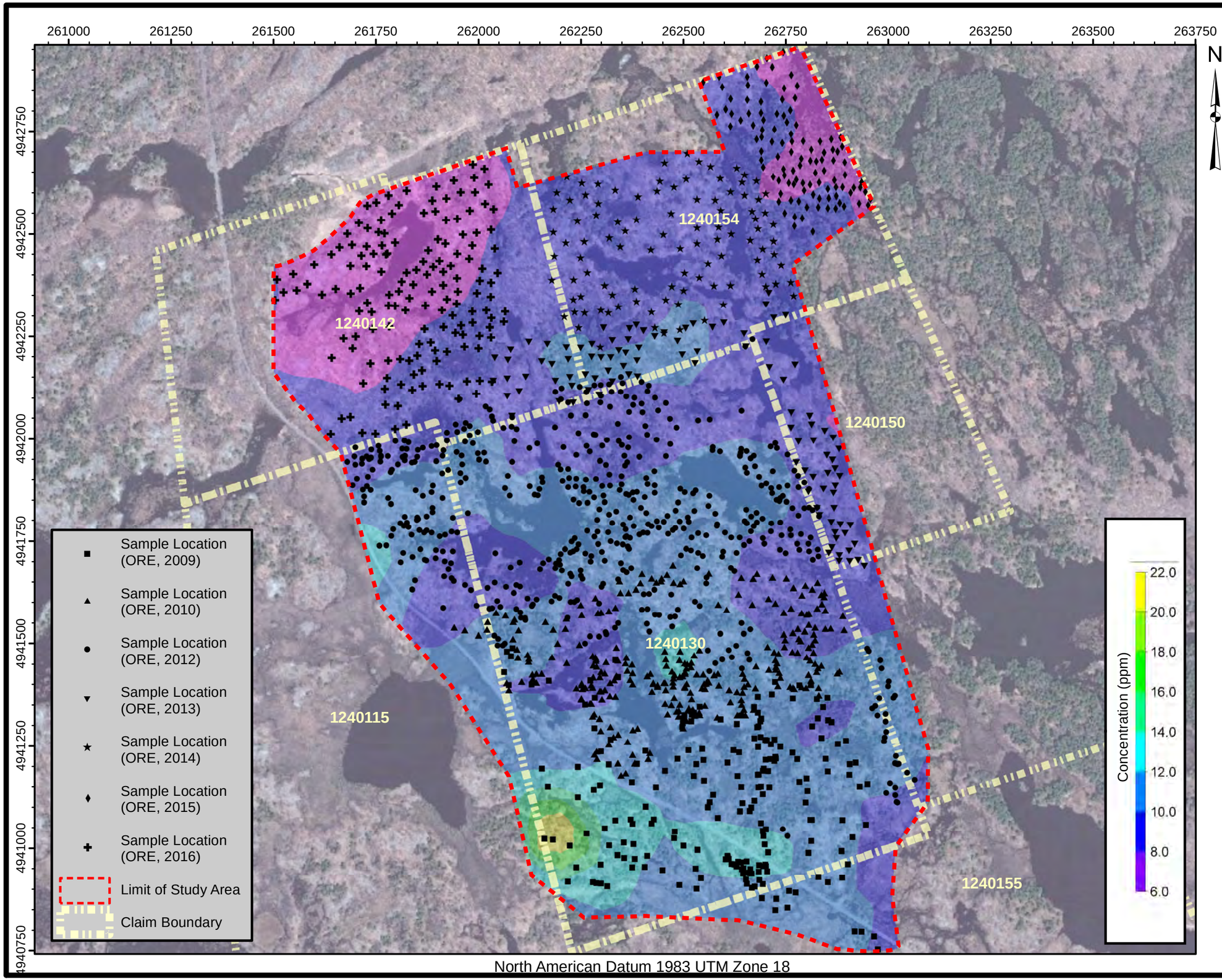

TRIGAN RESOURCES INC.
WEST GABBRO PROPERTY
BIOGEOCHEMICAL SURVEY

ClaimNo.1240115,1240130,1240142,1240150, 1240154and1240155
TownshipofHavelock-Belmont-Methuen

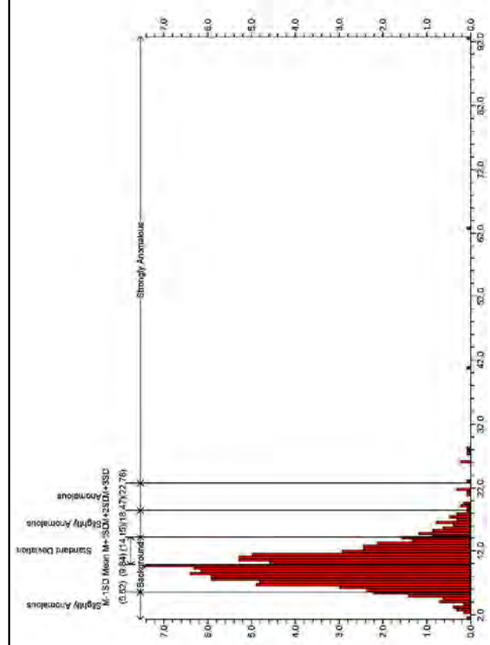

Scale: 1:9,000

0 125 250 500 m

Notes: Air photo provided by First Base Solutions Inc. (DRAPE, 2008)

2009 & 2010 sample locations determined by differential Global Positioning System (dGPS, +/- 3.0 m)

2012 - 2016 sample locations determined by mapping-grade differential Global Positioning System (dGPS, +/- 2.0 m)

Claim boundary provided by the Ministry of Northern Development and Mines (ClaimMaps, 2012)

Colour contours generated using a simple kriging algorithm

TITLE

CONCENTRATION - Co (ppm)
WHITE PINE BARK BY ICP-MS

ORE
Oakridge Environmental Ltd.
Environmental and Hydrogeological Services

PROJECT #	FIGURE NO.
16-2189	**B7**
DATE November 2016	

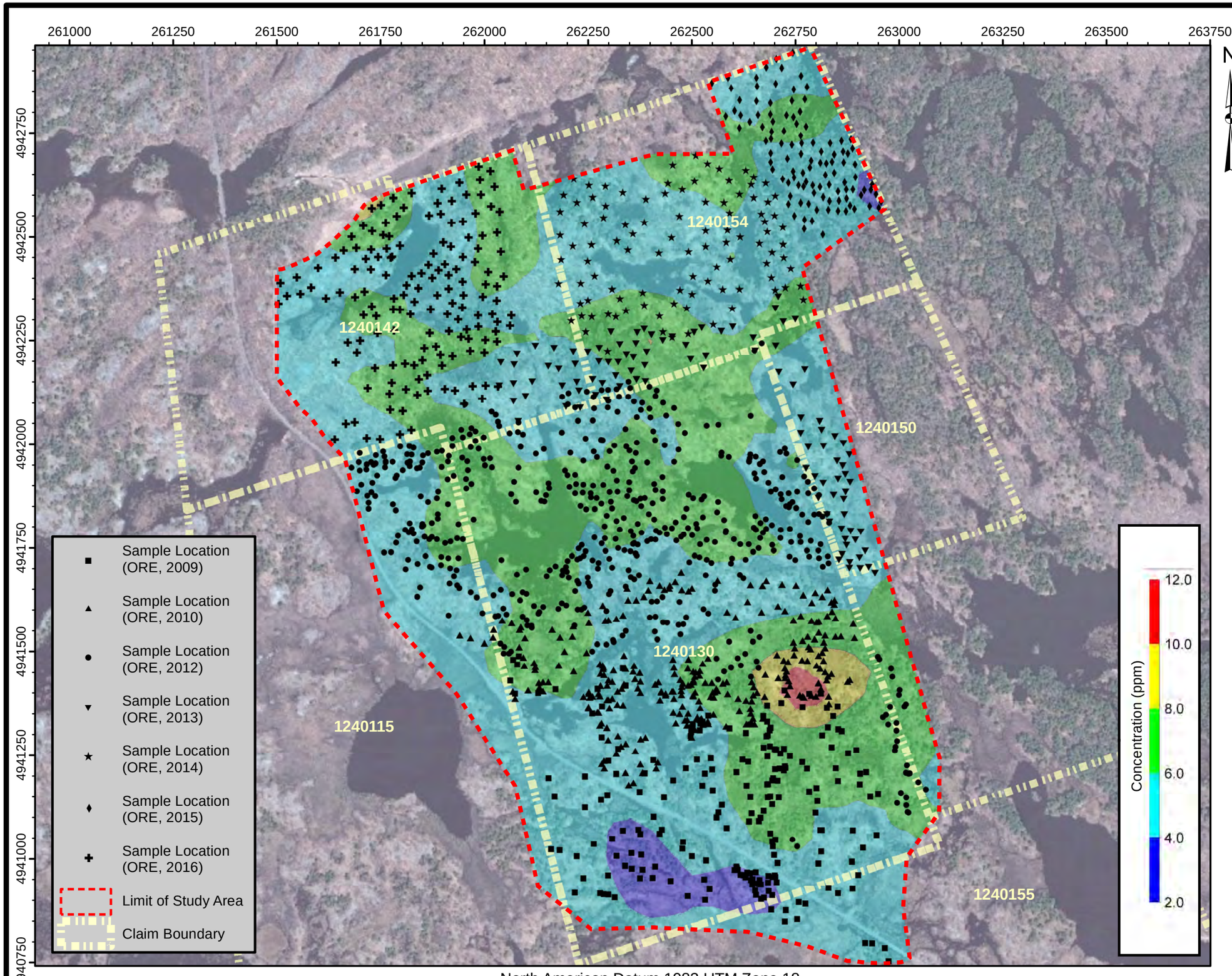

TRIGAN RESOURCES INC.
WEST GABBRO PROPERTY
BIOGEOCHEMICAL SURVEY

ClaimNo.1240115,1240130,1240142,1240150, 1240154and1240155
TownshipofHavelock-Belmont-Methuen

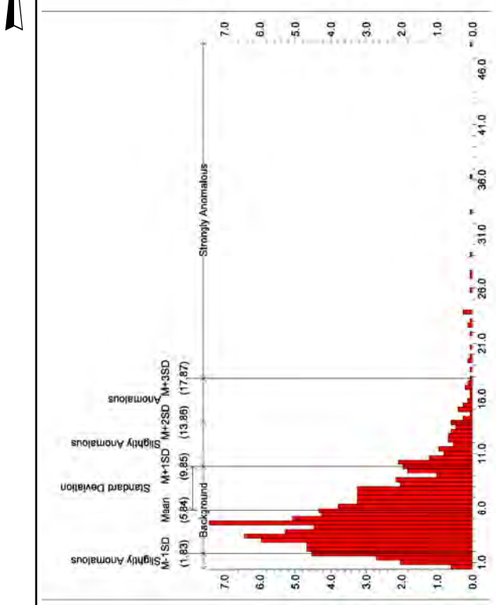

Scale: 1:9,000

0 125 250 500 m

Notes: Air photo provided by First Base Solutions Inc. (DRAPE, 2008)

2009 & 2010 sample locations determined by differential Global Positioning System (dGPS, +/- 3.0 m)

2012 - 2016 sample locations determined by mapping-grade differential Global Positioning System (dGPS, +/- 2.0 m)

Claim boundary provided by the Ministry of Northern Development and Mines (ClaimMaps, 2012)

Colour contours generated using a simple kriging algorithm

TITLE

CONCENTRATION - Cs (ppm)
WHITE PINE BARK BY ICP-MS

ORE
Oakridge Environmental Ltd.
Environmental and Hydrogeological Services

PROJECT #	FIGURE NO.
16-2189	**B8**
DATE November 2016	

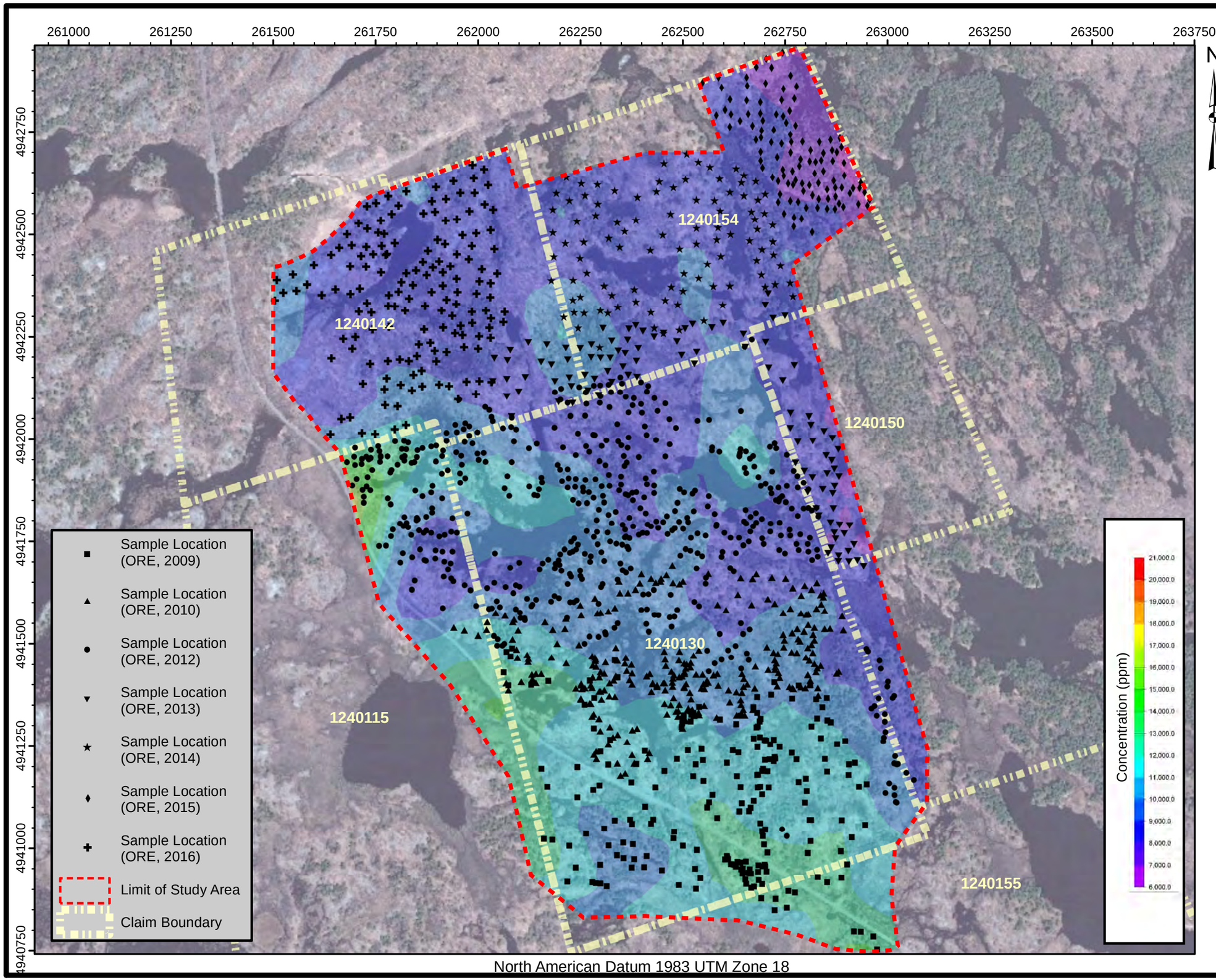

TRIGAN RESOURCES INC.
WEST GABBRO PROPERTY
BIOGEOCHEMICAL SURVEY

Claim No. 1240115, 1240130, 1240142, 1240150, 1240154 and 1240155
Township of Havelock-Belmont-Methuen

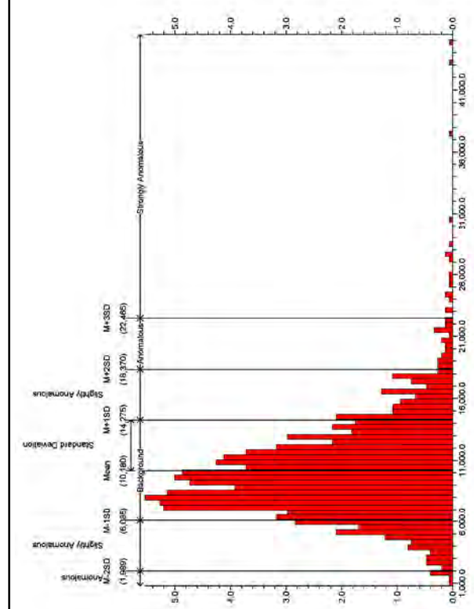

Scale: 1:9,000

0 125 250 500 m

Notes: Air photo provided by First Base Solutions Inc. (DRAPE, 2008)

2009 & 2010 sample locations determined by differential Global Positioning System (dGPS, +/- 3.0 m)

2012 - 2016 sample locations determined by mapping-grade differential Global Positioning System (dGPS, +/- 2.0 m)

Claim boundary provided by the Ministry of Northern Development and Mines (ClaimMaps, 2012)

Colour contours generated using a simple kriging algorithm

TITLE

CONCENTRATION - Fe (ppm)
WHITE PINE BARK BY ICP-MS

ORE Oakridge Environmental Ltd.
Environmental and Hydrogeological Services

PROJECT #	FIGURE NO.
16-2189	**B9**
DATE November 2016	

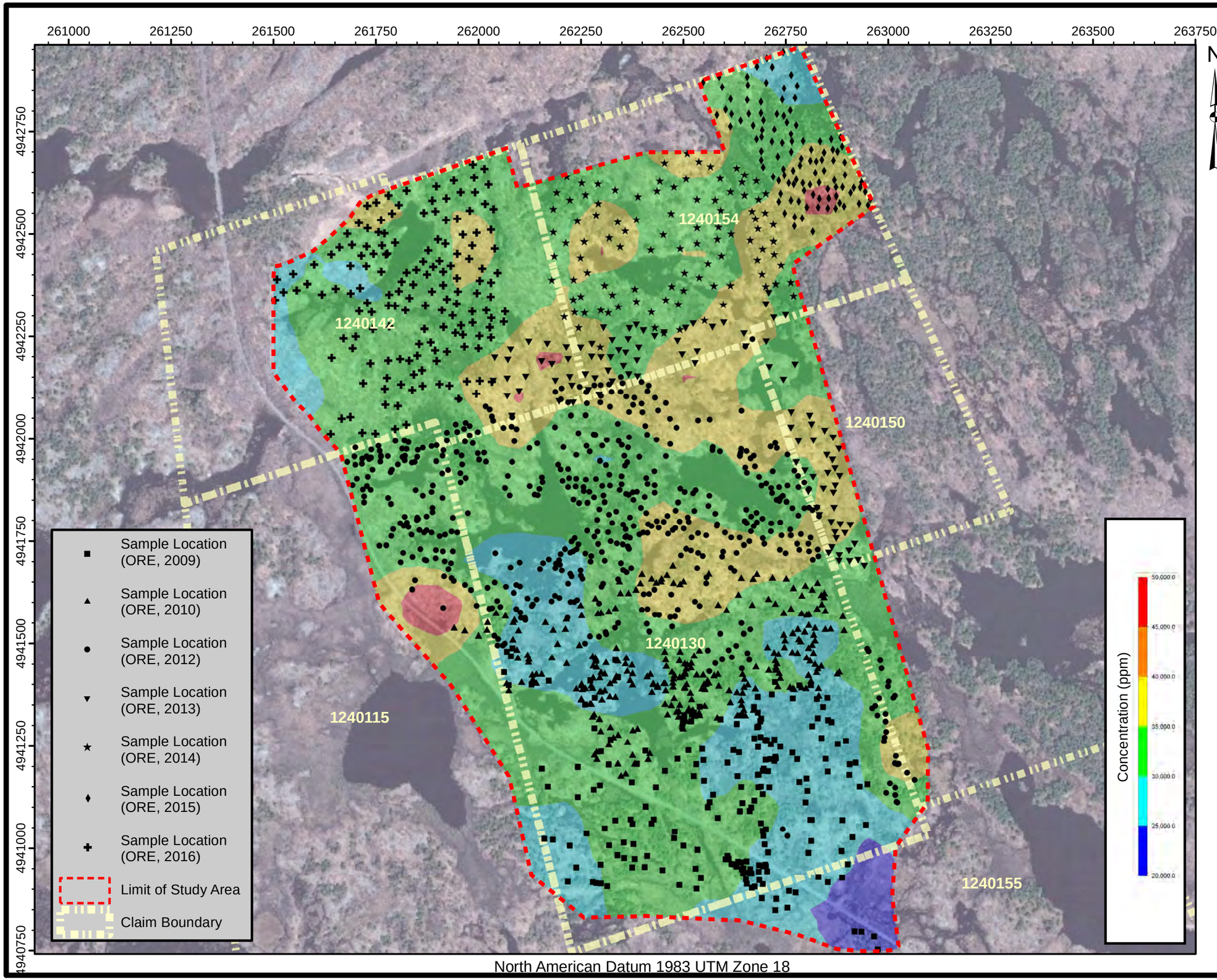

TRIGAN RESOURCES INC.
WEST GABBRO PROPERTY
BIOGEOCHEMICAL SURVEY

ClaimNo.1240115,1240130,1240142,1240150, 1240154and1240155
TownshipofHavelock-Belmont-Methuen

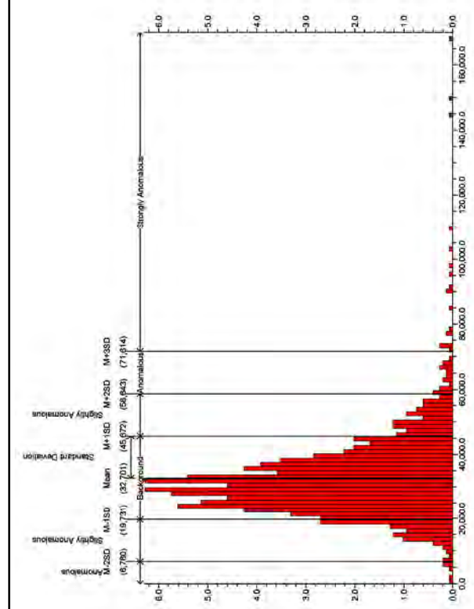

Scale: 1:9,000

0 125 250 500 m

Notes: Air photo provided by First Base Solutions Inc. (DRAPE, 2008)

2009 & 2010 sample locations determined by differential Global Positioning System (dGPS, +/- 3.0 m)

2012 - 2016 sample locations determined by mapping-grade differential Global Positioning System (dGPS, +/- 2.0 m)

Claim boundary provided by the Ministry of Northern Development and Mines (ClaimMaps, 2012)

Colour contours generated using a simple kriging algorithm

TITLE

CONCENTRATION - K (ppm)
WHITE PINE BARK BY ICP-MS

ORE Oakridge Environmental Ltd.
Environmental and Hydrogeological Services

PROJECT #	FIGURE NO.
16-2189	**B10**
DATE November 2016	

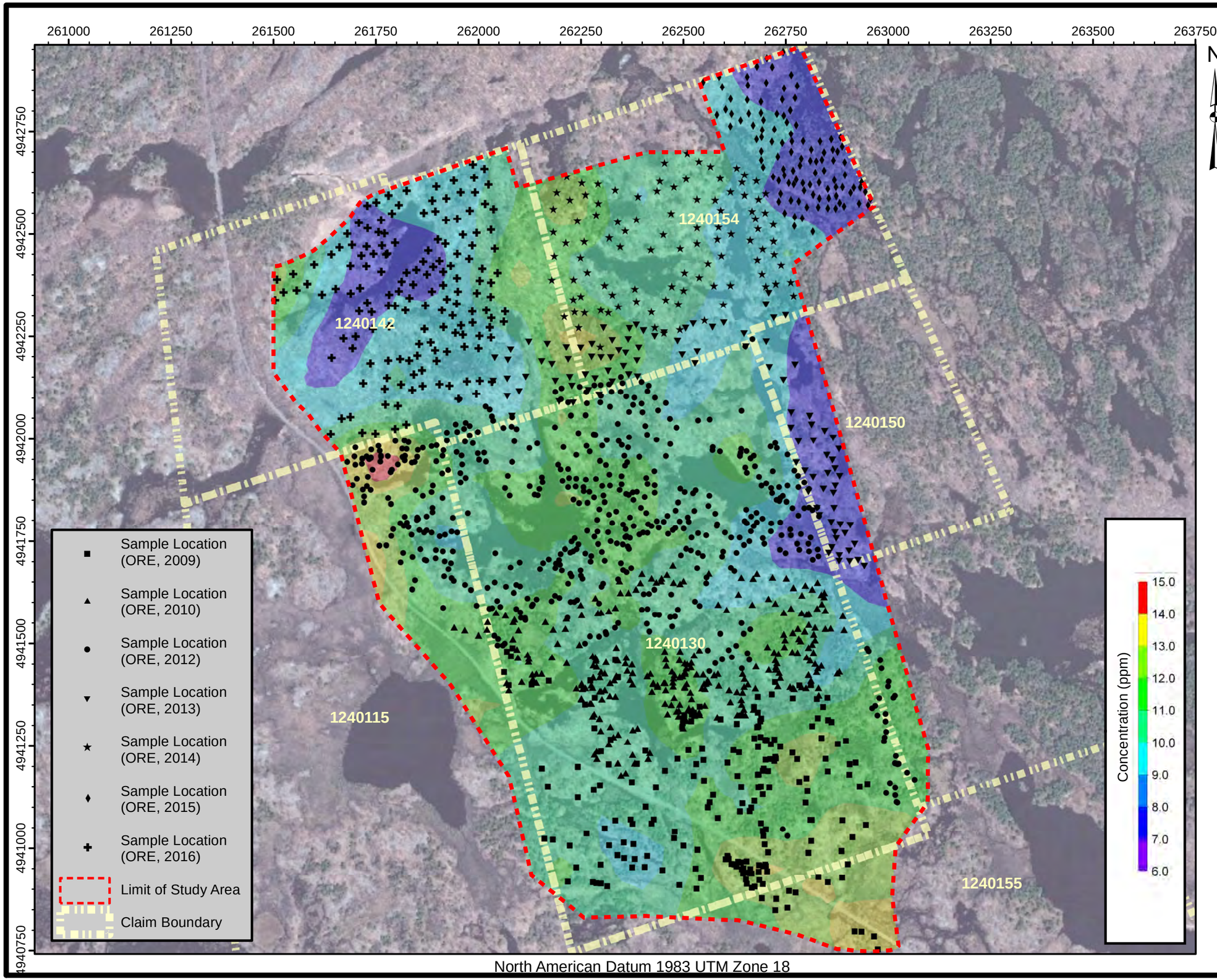

TRIGAN RESOURCES INC.
WEST GABBRO PROPERTY
BIOGEOCHEMICAL SURVEY

Claim No. 1240115, 1240130, 1240142, 1240150, 1240154 and 1240155
Township of Havelock-Belmont-Methuen

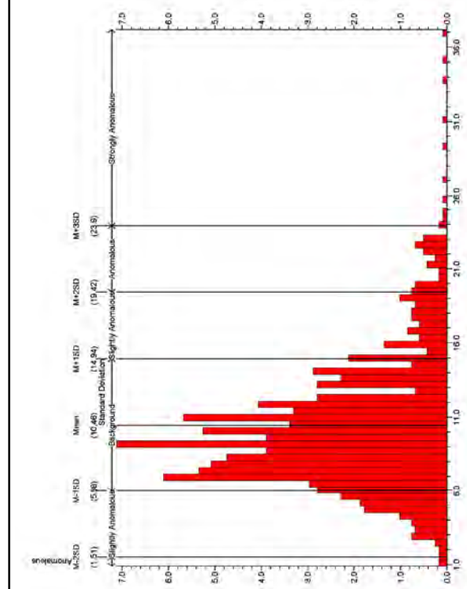

Scale: 1:9,000

0 125 250 500 m

Notes: Air photo provided by First Base Solutions Inc. (DRAPE, 2008)

2009 & 2010 sample locations determined by differential Global Positioning System (dGPS, +/- 3.0 m)

2012 - 2016 sample locations determined by mapping-grade differential Global Positioning System (dGPS, +/- 2.0 m)

Claim boundary provided by the Ministry of Northern Development and Mines (ClaimMaps, 2012)

Colour contours generated using a simple kriging algorithm

TITLE

CONCENTRATION - La (ppm)
WHITE PINE BARK BY ICP-MS

ORE Oakridge Environmental Ltd.
Environmental and Hydrogeological Services

PROJECT #	FIGURE NO.
16-2189	**B11**
DATE November 2016	

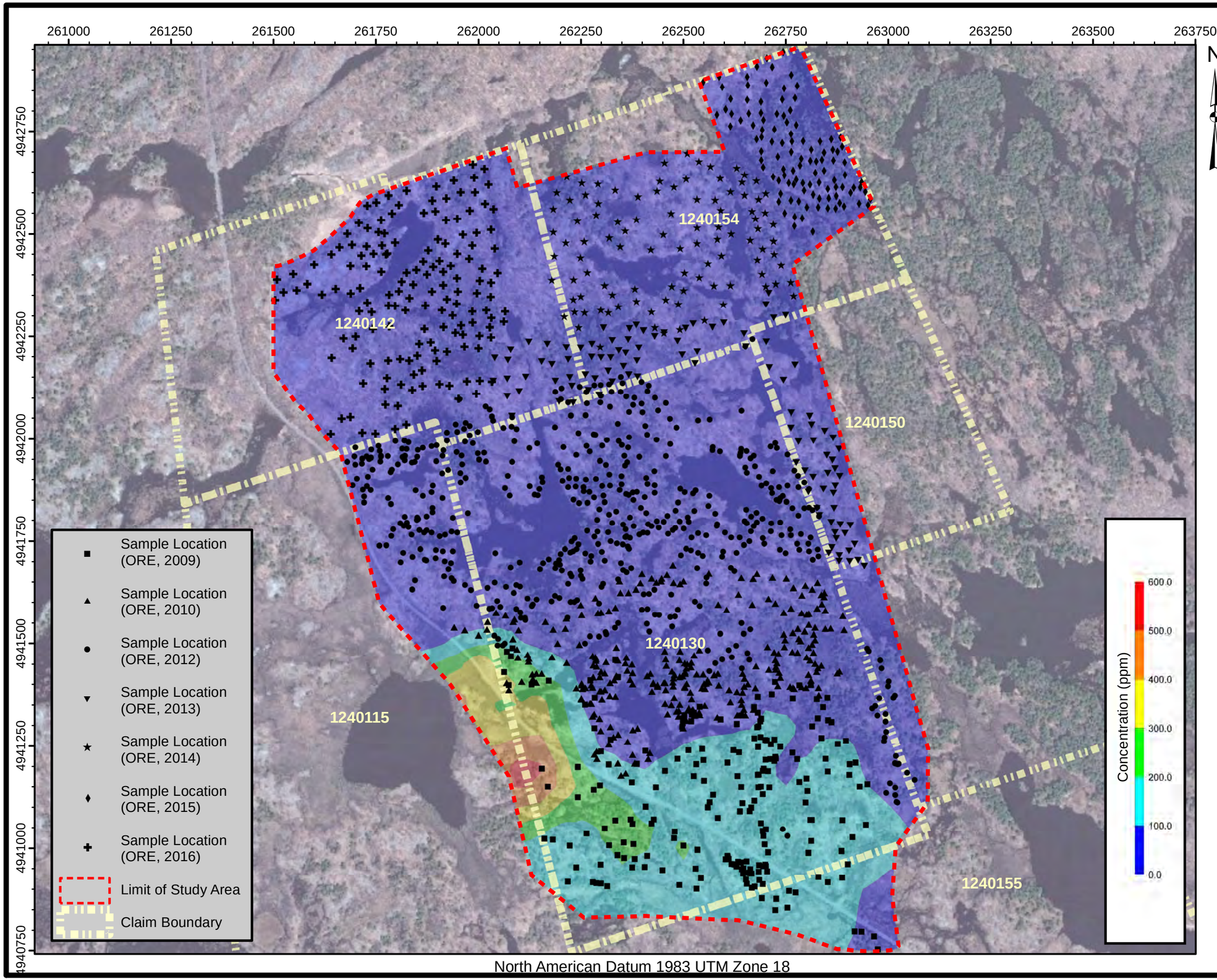

TRIGAN RESOURCES INC.
WEST GABBRO PROPERTY
BIOGEOCHEMICAL SURVEY

ClaimNo.1240115,1240130,1240142,1240150, 1240154and1240155
TownshipofHavelock-Belmont-Methuen

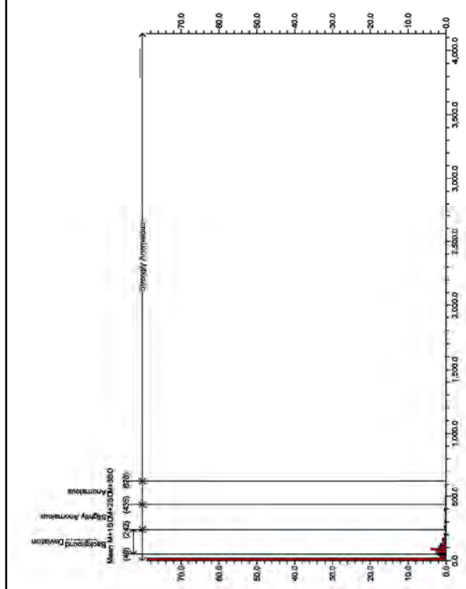

Scale: 1:9,000

0 125 250 500 m

Notes: Air photo provided by First Base Solutions Inc. (DRAPE, 2008)

2009 & 2010 sample locations determined by differential Global Positioning System (dGPS, +/- 3.0 m)

2012 - 2016 sample locations determined by mapping-grade differential Global Positioning System (dGPS, +/- 2.0 m)

Claim boundary provided by the Ministry of Northern Development and Mines (ClaimMaps, 2012)

Colour contours generated using a simple kriging algorithm

TITLE

CONCENTRATION - Li (ppm)
WHITE PINE BARK BY ICP-MS

ORE Oakridge Environmental Ltd.
Environmental and Hydrogeological Services

PROJECT # 16-2189

DATE November 2016

FIGURE NO. **B12**

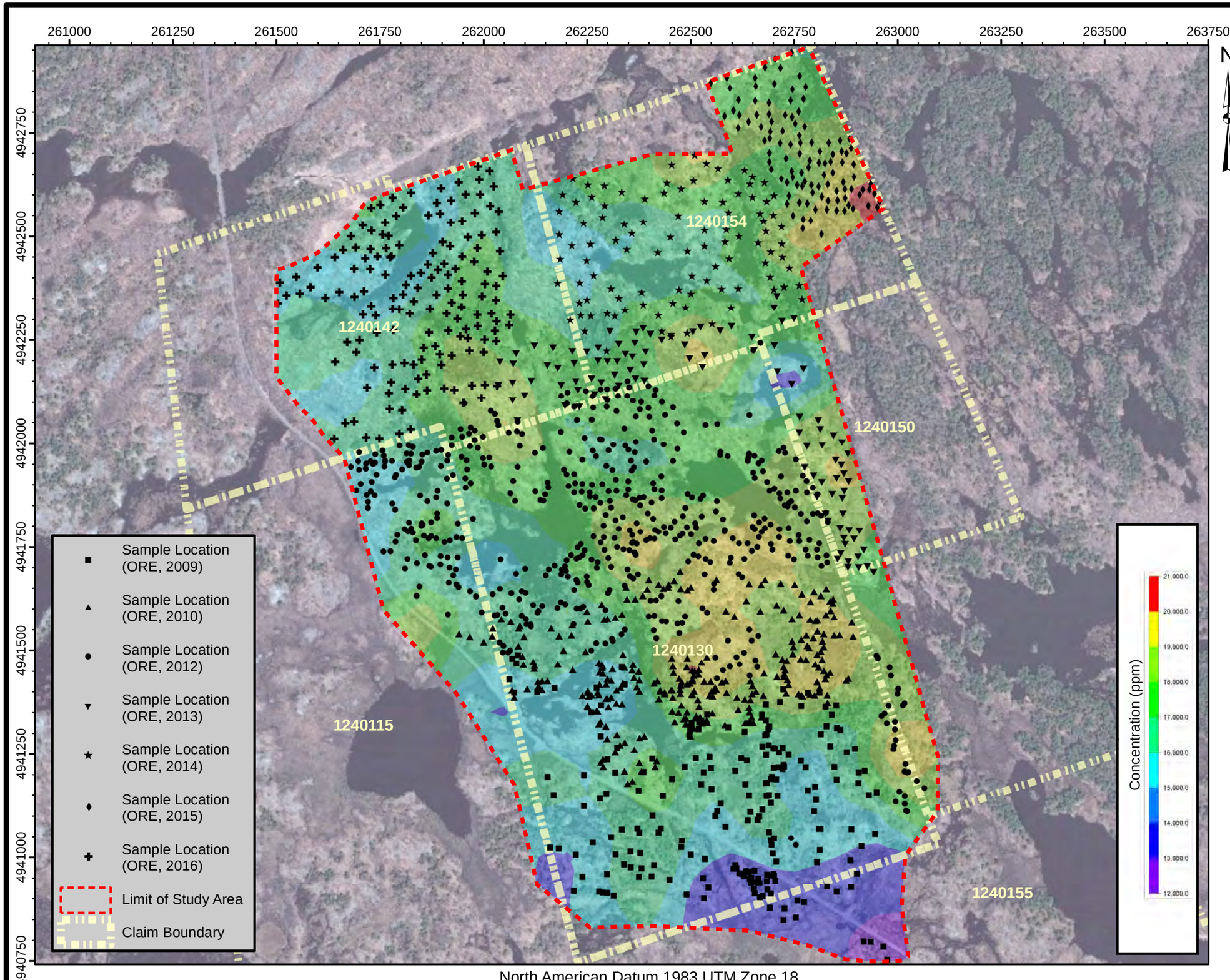

TRIGAN RESOURCES INC.
WEST GABBRO PROPERTY
BIOGEOCHEMICAL SURVEY
ClaimNo.1240115,1240130,1240142,1240150, 1240154and1240155
TownshipofHavelock-Belmont-Methuen

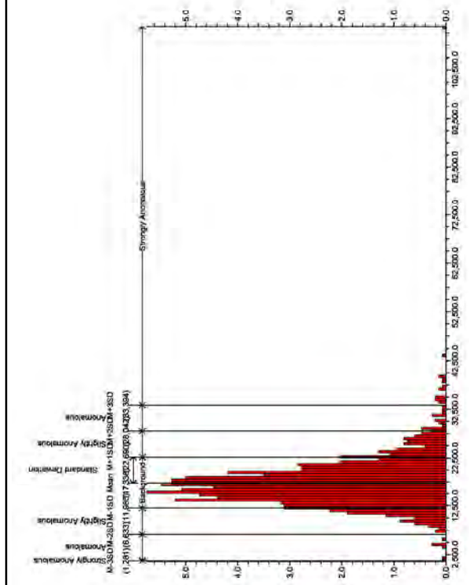

Scale: 1:9,000

0 125 250 500 m

Notes: Air photo provided by First Base Solutions Inc. (DRAPE, 2008)

2009 & 2010 sample locations determined by differential Global Positioning System (dGPS, +/- 3.0 m)

2012 - 2016 sample locations determined by mapping-grade differential Global Positioning System (dGPS, +/- 2.0 m)

Claim boundary provided by the Ministry of Northern Development and Mines (ClaimMaps, 2012)

Colour contours generated using a simple kriging algorithm

TITLE

CONCENTRATION - Mg (ppm)
WHITE PINE BARK BY ICP-MS

ORE Oakridge Environmental Ltd.
Environmental and Hydrogeological Services

PROJECT # 16-2189

DATE November 2016

FIGURE NO. **B13**

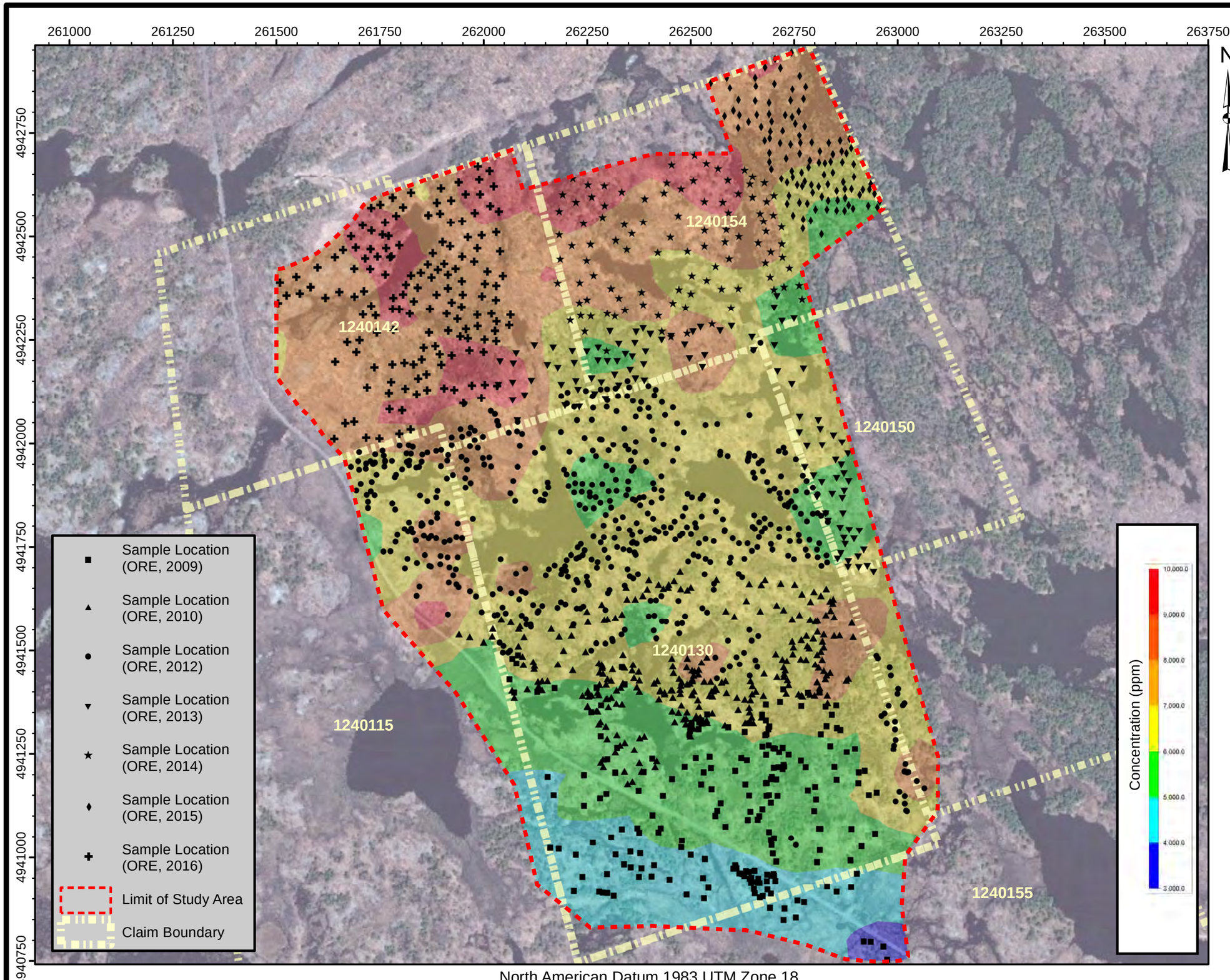

TRIGAN RESOURCES INC.
WEST GABBRO PROPERTY
BIOGEOCHEMICAL SURVEY

ClaimNo.1240115,1240130,1240142,1240150, 1240154and1240155
TownshipofHavelock-Belmont-Methuen

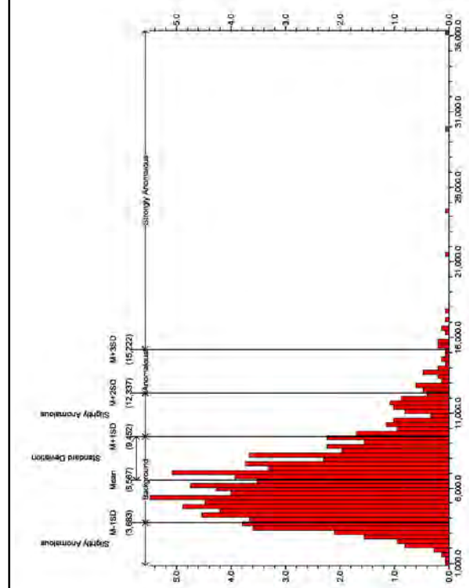

Scale: 1:9,000

0 125 250 500 m

Notes: Air photo provided by First Base Solutions Inc. (DRAPE, 2008)

2009 & 2010 sample locations determined by differential Global Positioning System (dGPS, +/- 3.0 m)

2012 - 2016 sample locations determined by mapping-grade differential Global Positioning System (dGPS, +/- 2.0 m)

Claim boundary provided by the Ministry of Northern Development and Mines (ClaimMaps, 2012)

Colour contours generated using a simple kriging algorithm

TITLE

CONCENTRATION - Mn (ppm)
WHITE PINE BARK BY ICP-MS

ORE Oakridge Environmental Ltd.
Environmental and Hydrogeological Services

PROJECT # 16-2189

DATE November 2016

FIGURE NO. **B14**

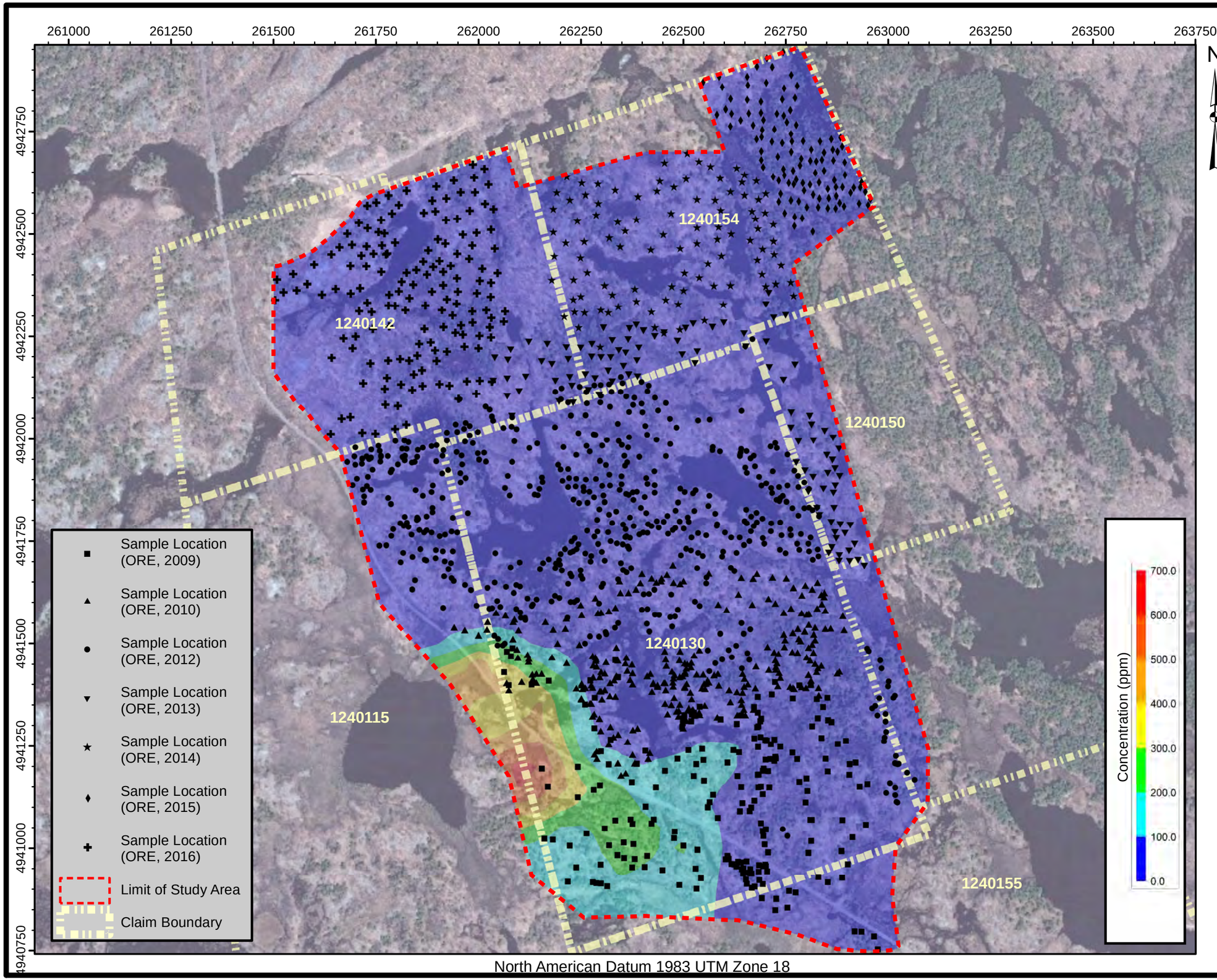

TRIGAN RESOURCES INC.
WEST GABBRO PROPERTY
BIOGEOCHEMICAL SURVEY

Claim No. 1240115, 1240130, 1240142, 1240150, 1240154 and 1240155
Township of Havelock-Belmont-Methuen

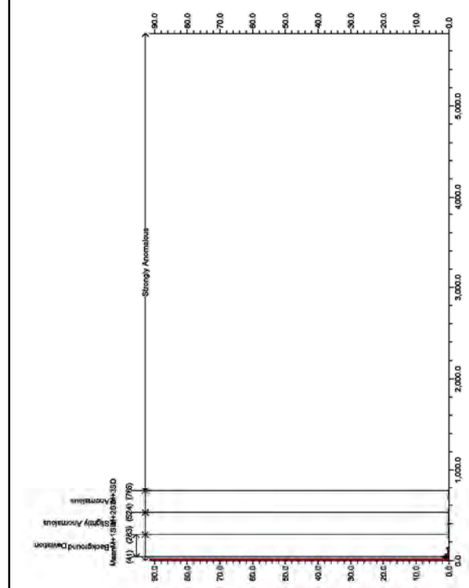

Scale: 1:9,000

0 125 250 500 m

Notes: Air photo provided by First Base Solutions Inc. (DRAPE, 2008)

2009 & 2010 sample locations determined by differential Global Positioning System (dGPS, +/- 3.0 m)

2012 - 2016 sample locations determined by mapping-grade differential Global Positioning System (dGPS, +/- 2.0 m)

Claim boundary provided by the Ministry of Northern Development and Mines (ClaimMaps, 2012)

Colour contours generated using a simple kriging algorithm

TITLE

CONCENTRATION - Mo (ppm)
WHITE PINE BARK BY ICP-MS

ORE Oakridge Environmental Ltd.
Environmental and Hydrogeological Services

PROJECT #	FIGURE NO.
16-2189	**B15**
DATE November 2016	

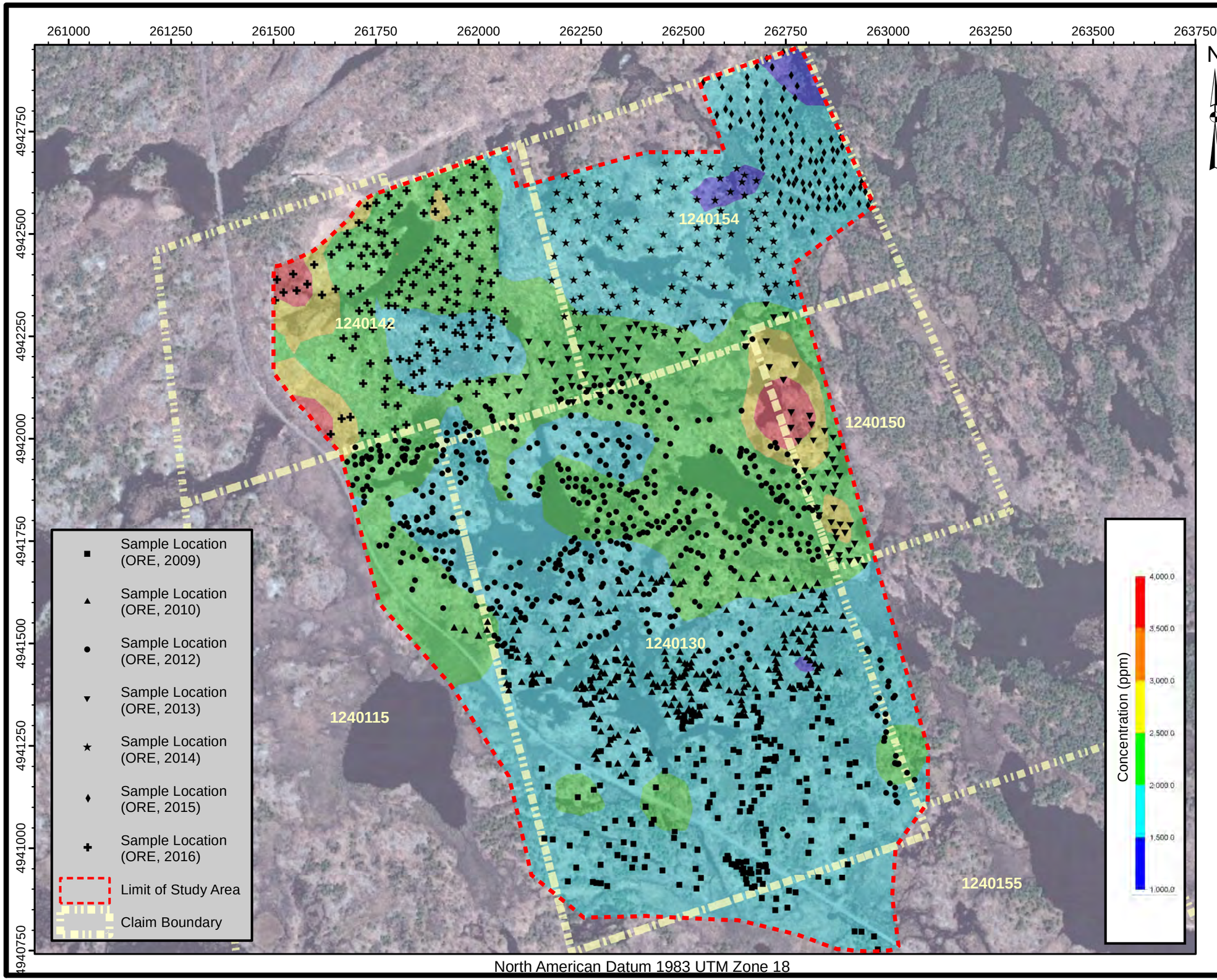

TRIGAN RESOURCES INC.
WEST GABBRO PROPERTY
BIOGEOCHEMICAL SURVEY

ClaimNo.1240115,1240130,1240142,1240150, 1240154and1240155
TownshipofHavelock-Belmont-Methuen

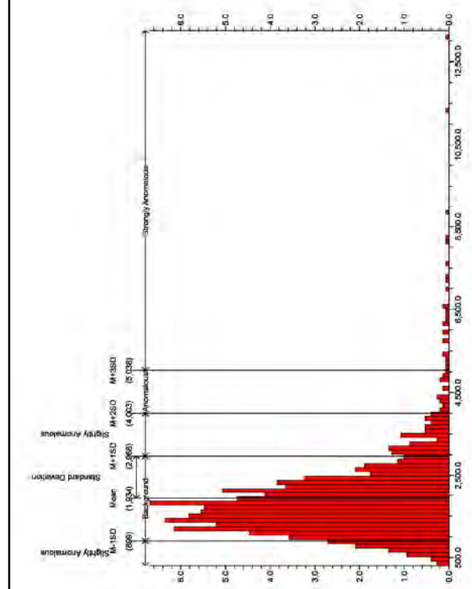

Scale: 1:9,000

0 125 250 500 m

Notes: Air photo provided by First Base Solutions Inc. (DRAPE, 2008)

2009 & 2010 sample locations determined by differential Global Positioning System (dGPS, +/- 3.0 m)

2012 - 2016 sample locations determined by mapping-grade differential Global Positioning System (dGPS, +/- 2.0 m)

Claim boundary provided by the Ministry of Northern Development and Mines (ClaimMaps, 2012)

Colour contours generated using a simple kriging algorithm

TITLE

CONCENTRATION - Na (ppm)
WHITE PINE BARK BY ICP-MS

ORE Oakridge Environmental Ltd.
Environmental and Hydrogeological Services

PROJECT #	FIGURE NO.
16-2189	**B16**
DATE November 2016	

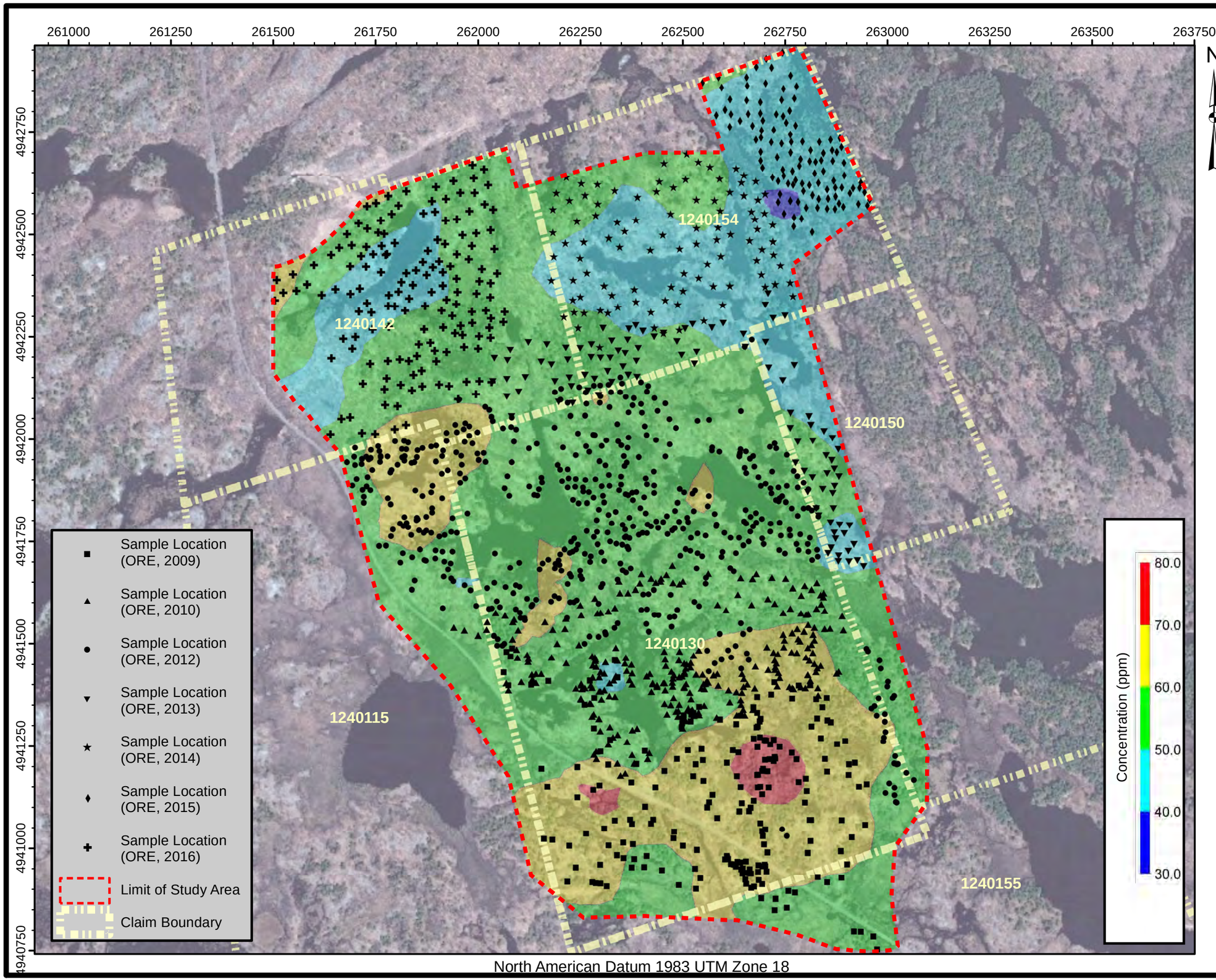

TRIGAN RESOURCES INC.
WEST GABBRO PROPERTY
BIOGEOCHEMICAL SURVEY

ClaimNo.1240115,1240130,1240142,1240150, 1240154and1240155
TownshipofHavelock-Belmont-Methuen

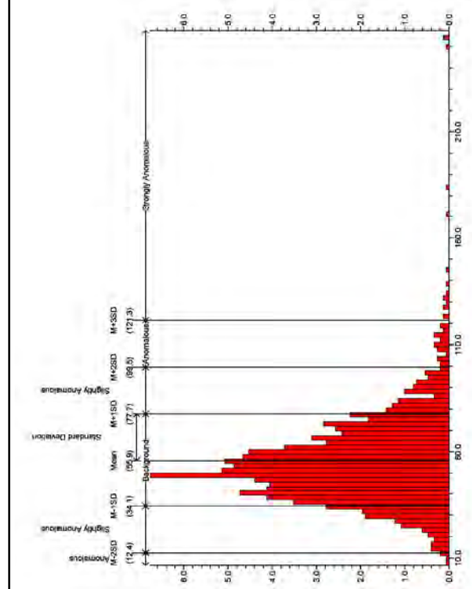

Scale: 1:9,000

0 125 250 500 m

Notes: Air photo provided by First Base Solutions Inc. (DRAPE, 2008)

2009 & 2010 sample locations determined by differential Global Positioning System (dGPS, +/- 3.0 m)

2012 - 2016 sample locations determined by mapping-grade differential Global Positioning System (dGPS, +/- 2.0 m)

Claim boundary provided by the Ministry of Northern Development and Mines (ClaimMaps, 2012)

Colour contours generated using a simple kriging algorithm

TITLE

CONCENTRATION - Ni (ppm)
WHITE PINE BARK BY ICP-MS

ORE Oakridge Environmental Ltd.
Environmental and Hydrogeological Services

PROJECT #	FIGURE NO.
16-2189	**B17**
DATE November 2016	

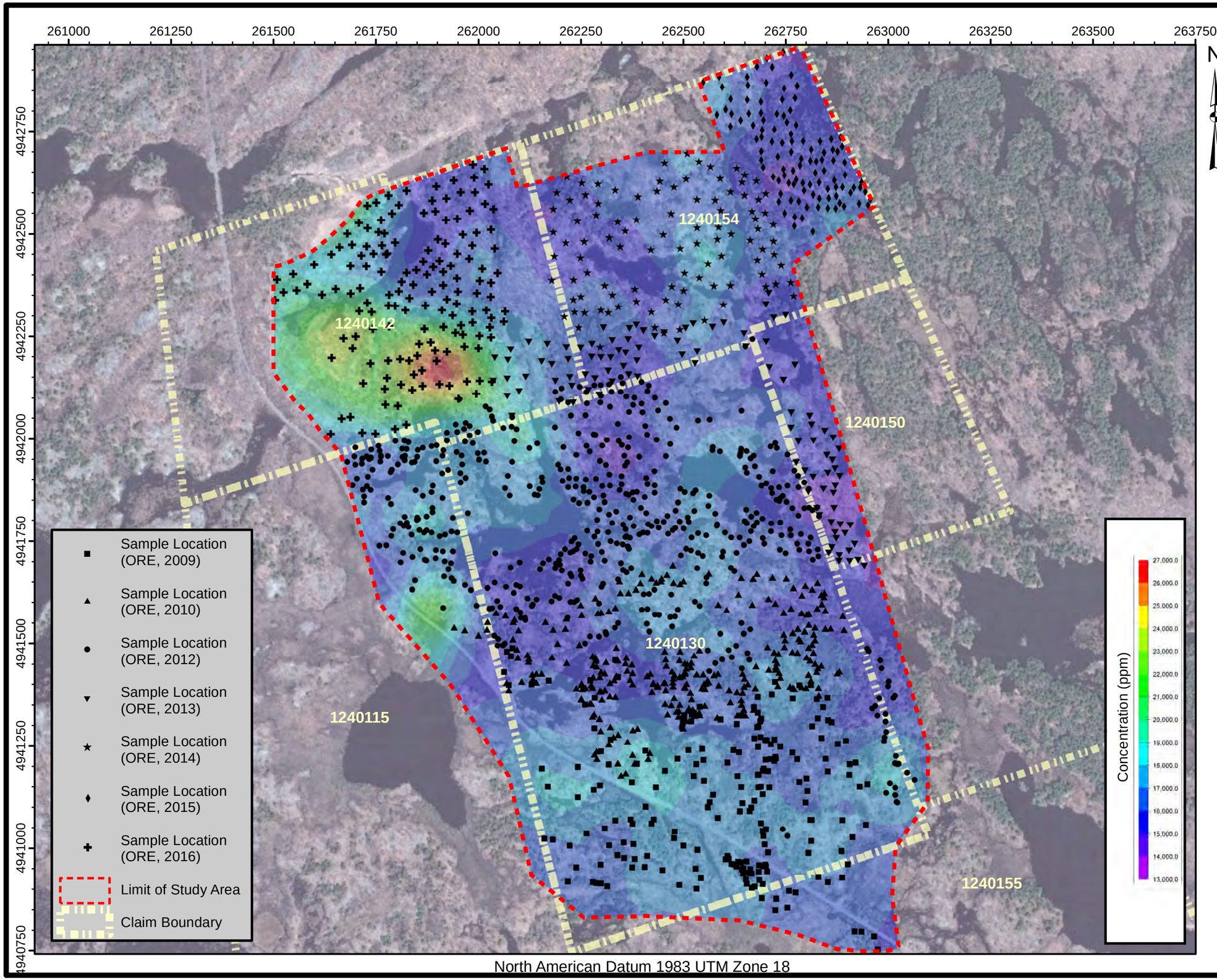

TRIGAN RESOURCES INC.
WEST GABBRO PROPERTY
BIOGEOCHEMICAL SURVEY

ClaimNo.1240115,1240130,1240142,1240150, 1240154and1240155
TownshipofHavelock-Belmont-Methuen

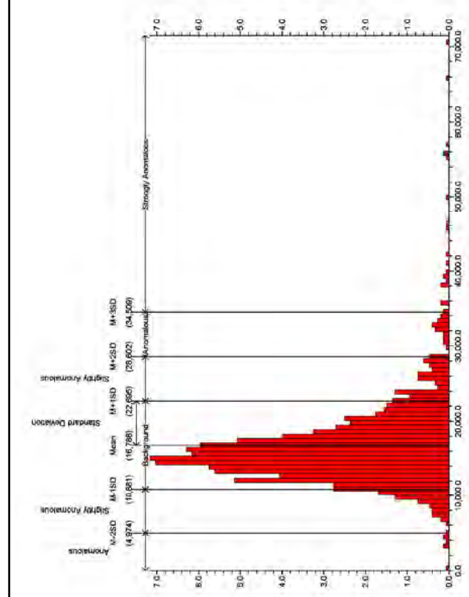

Scale: 1:9,000

0 125 250 500 m

Notes: Air photo provided by First Base Solutions Inc. (DRAPE, 2008)

2009 & 2010 sample locations determined by differential Global Positioning System (dGPS, +/- 3.0 m)

2012 - 2016 sample locations determined by mapping-grade differential Global Positioning System (dGPS, +/- 2.0 m)

Claim boundary provided by the Ministry of Northern Development and Mines (ClaimMaps, 2012)

Colour contours generated using a simple kriging algorithm

TITLE

CONCENTRATION - P (ppm)
WHITE PINE BARK BY ICP-MS

ORE Oakridge Environmental Ltd.
Environmental and Hydrogeological Services

PROJECT # 16-2189

DATE November 2016

FIGURE NO. **B18**

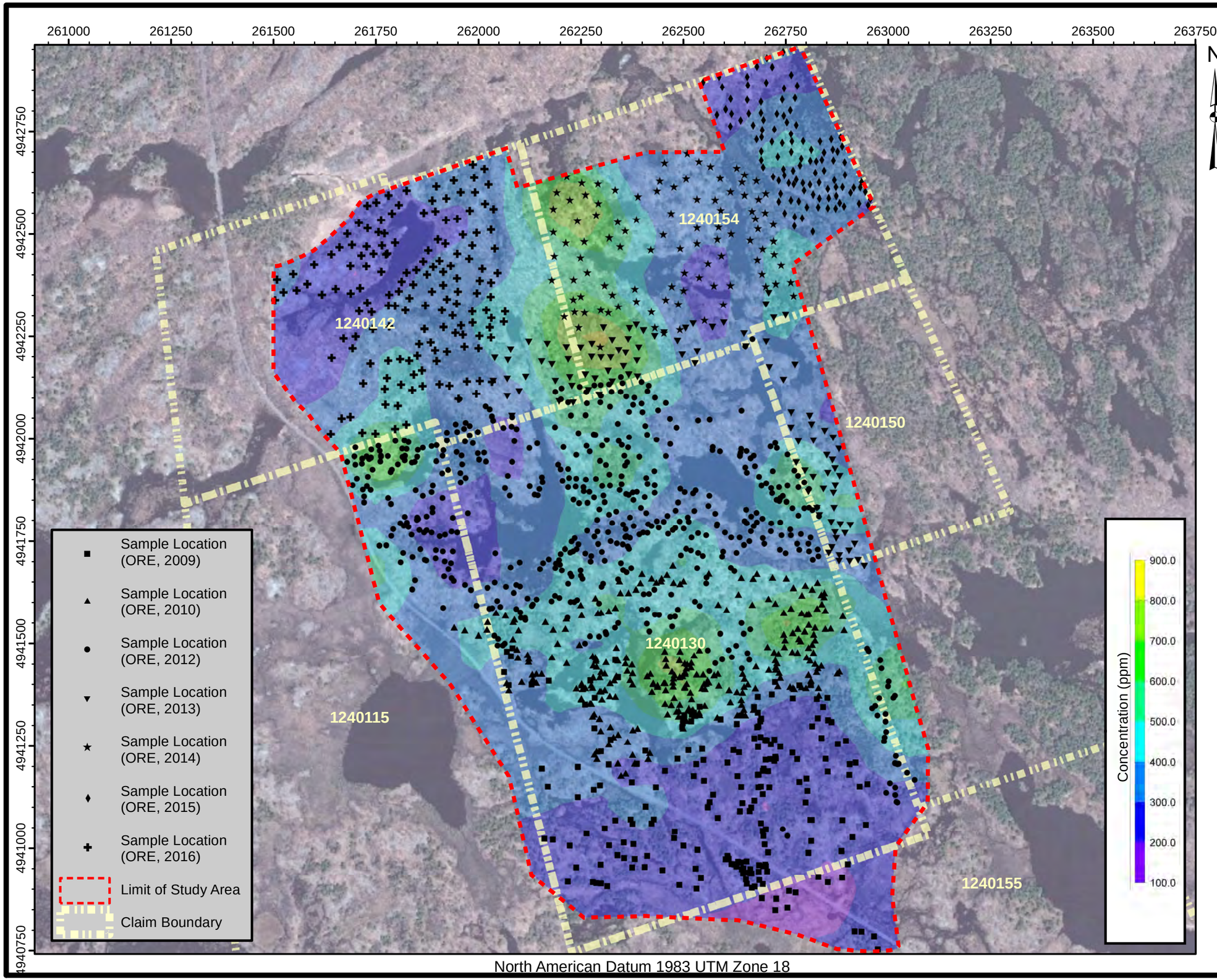

TRIGAN RESOURCES INC.
WEST GABBRO PROPERTY
BIOGEOCHEMICAL SURVEY

ClaimNo.1240115,1240130,1240142,1240150, 1240154and1240155
TownshipofHavelock-Belmont-Methuen

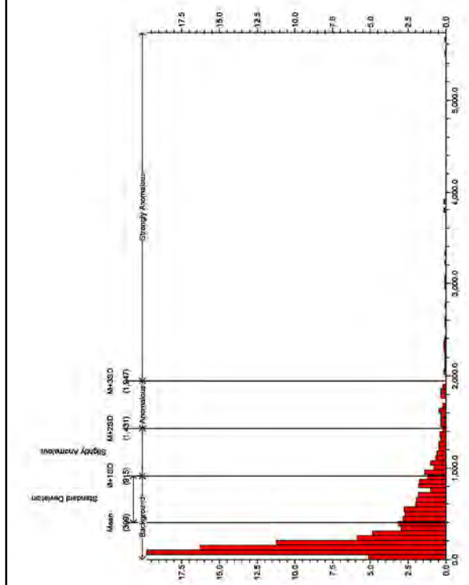

Scale: 1:9,000

0 125 250 500 m

Notes: Air photo provided by First Base Solutions Inc. (DRAPE, 2008)

2009 & 2010 sample locations determined by differential Global Positioning System (dGPS, +/- 3.0 m)

2012 - 2016 sample locations determined by mapping-grade differential Global Positioning System (dGPS, +/- 2.0 m)

Claim boundary provided by the Ministry of Northern Development and Mines (ClaimMaps, 2012)

Colour contours generated using a simple kriging algorithm

TITLE

CONCENTRATION - Pb (ppm)
WHITE PINE BARK BY ICP-MS

ORE Oakridge Environmental Ltd.
Environmental and Hydrogeological Services

PROJECT #	FIGURE NO.
16-2189	**B19**
DATE November 2016	

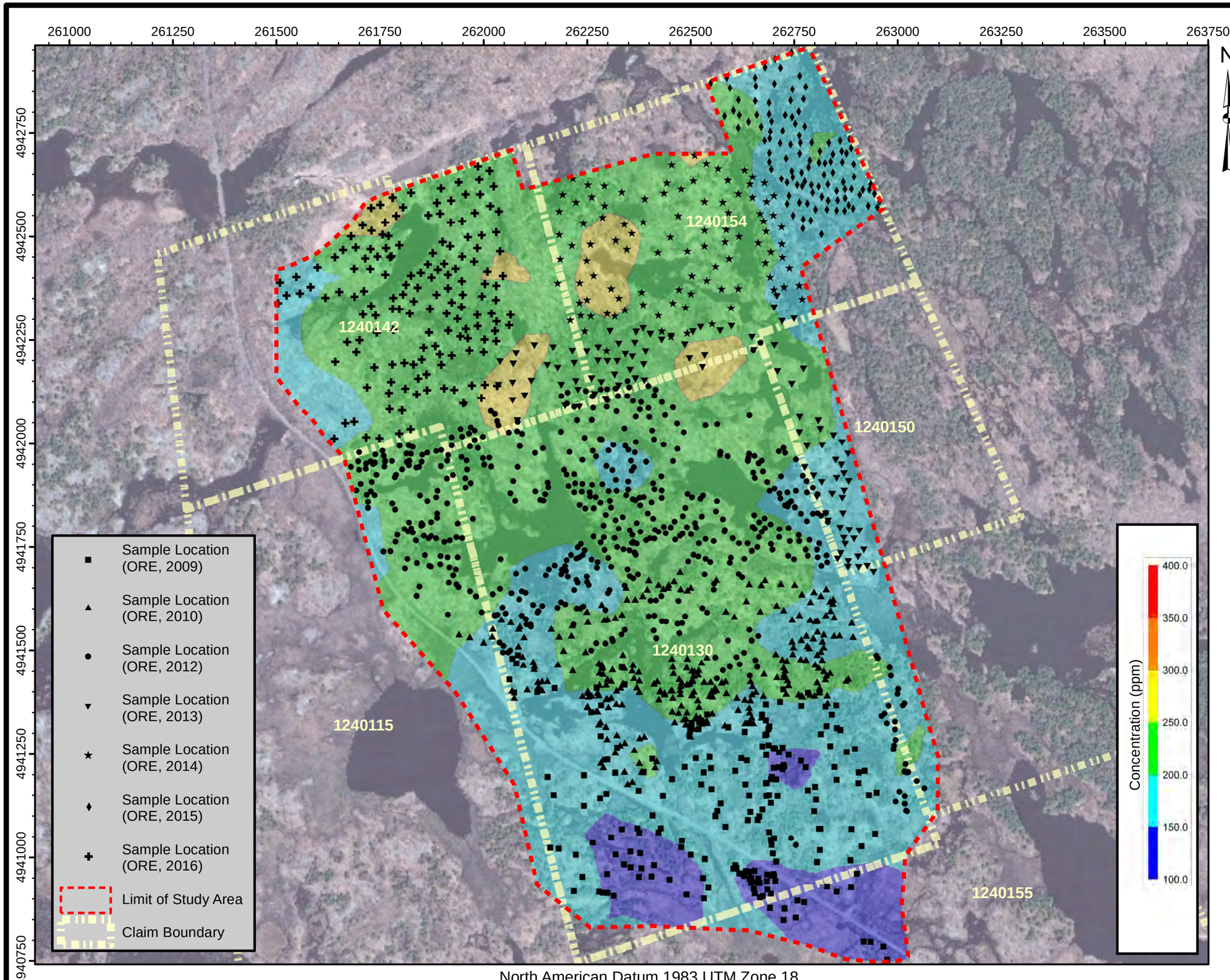

TRIGAN RESOURCES INC.
WEST GABBRO PROPERTY
BIOGEOCHEMICAL SURVEY

ClaimNo.1240115,1240130,1240142,1240150, 1240154and1240155
TownshipofHavelock-Belmont-Methuen

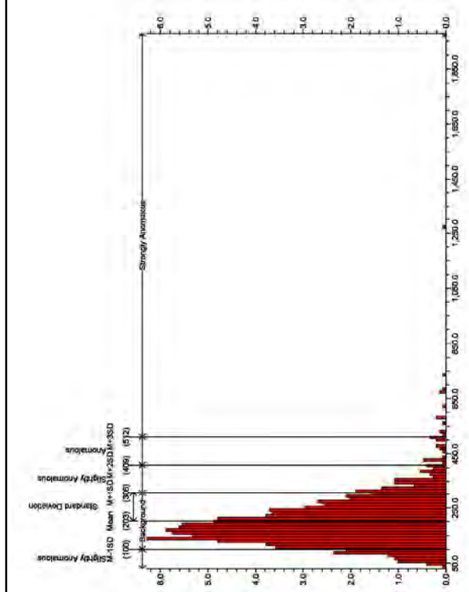

Scale: 1:9,000

0 125 250 500 m

Notes: Air photo provided by First Base Solutions Inc. (DRAPE, 2008)

2009 & 2010 sample locations determined by differential Global Positioning System (dGPS, +/- 3.0 m)

2012 - 2016 sample locations determined by mapping-grade differential Global Positioning System (dGPS, +/- 2.0 m)

Claim boundary provided by the Ministry of Northern Development and Mines (ClaimMaps, 2012)

Colour contours generated using a simple kriging algorithm

TITLE

CONCENTRATION - Rb (ppm)
WHITE PINE BARK BY ICP-MS

ORE Oakridge Environmental Ltd.
Environmental and Hydrogeological Services

PROJECT #	FIGURE NO.
16-2189	**B20**
DATE November 2016	

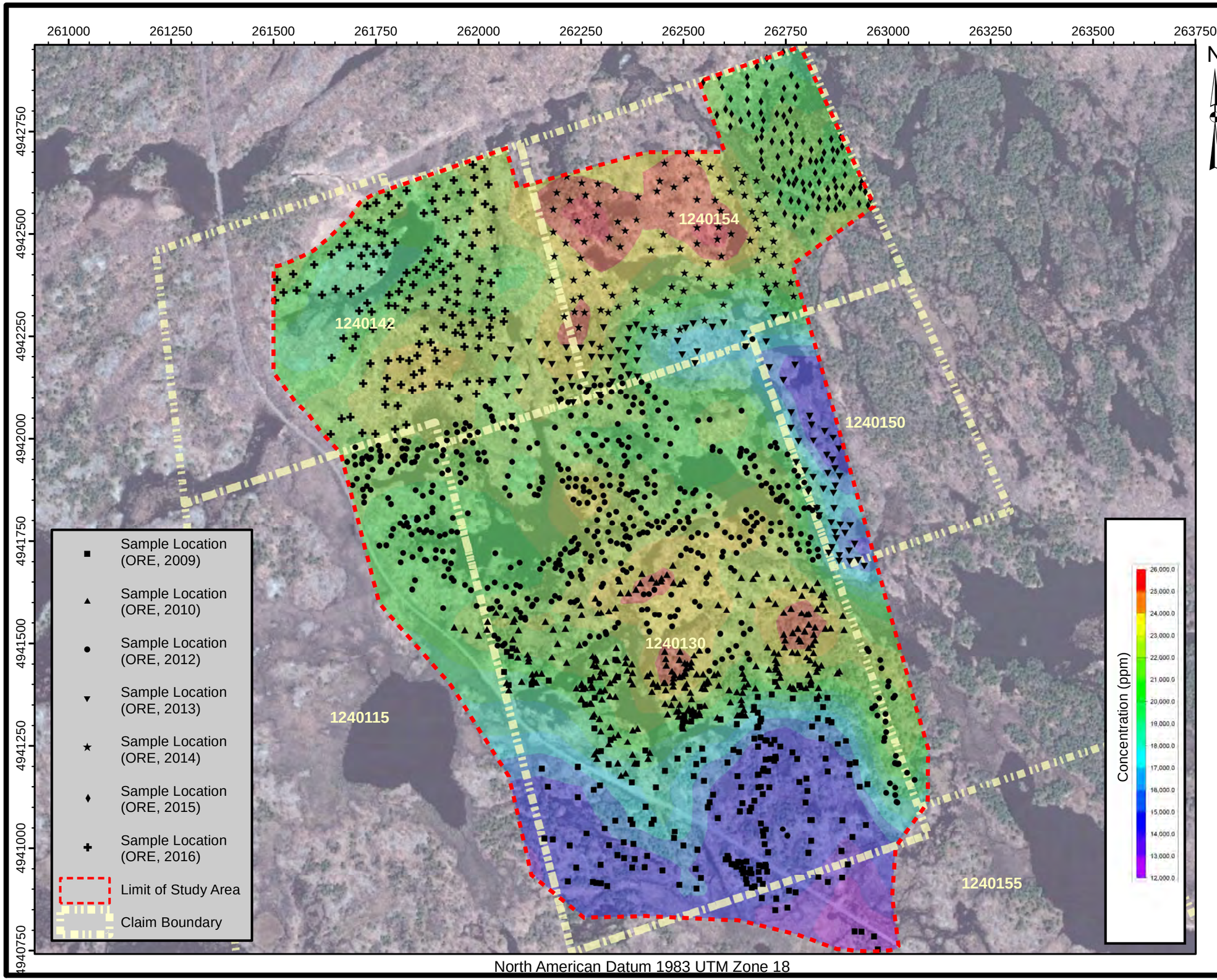

TRIGAN RESOURCES INC.
WEST GABBRO PROPERTY
BIOGEOCHEMICAL SURVEY

ClaimNo.1240115,1240130,1240142,1240150, 1240154and1240155
TownshipofHavelock-Belmont-Methuen

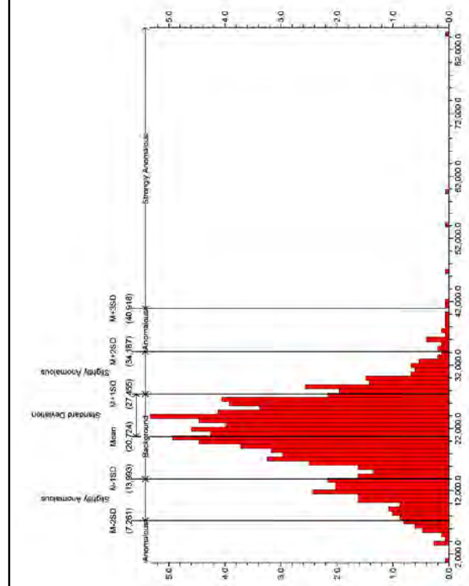

Scale: 1:9,000

0 125 250 500 m

Notes: Air photo provided by First Base Solutions Inc. (DRAPE, 2008)

2009 & 2010 sample locations determined by differential Global Positioning System (dGPS, +/- 3.0 m)

2012 - 2016 sample locations determined by mapping-grade differential Global Positioning System (dGPS, +/- 2.0 m)

Claim boundary provided by the Ministry of Northern Development and Mines (ClaimMaps, 2012)

Colour contours generated using a simple kriging algorithm

TITLE

CONCENTRATION - S (ppm)
WHITE PINE BARK BY ICP-MS

ORE Oakridge Environmental Ltd.
Environmental and Hydrogeological Services

PROJECT # 16-2189

DATE November 2016

FIGURE NO. **B21**

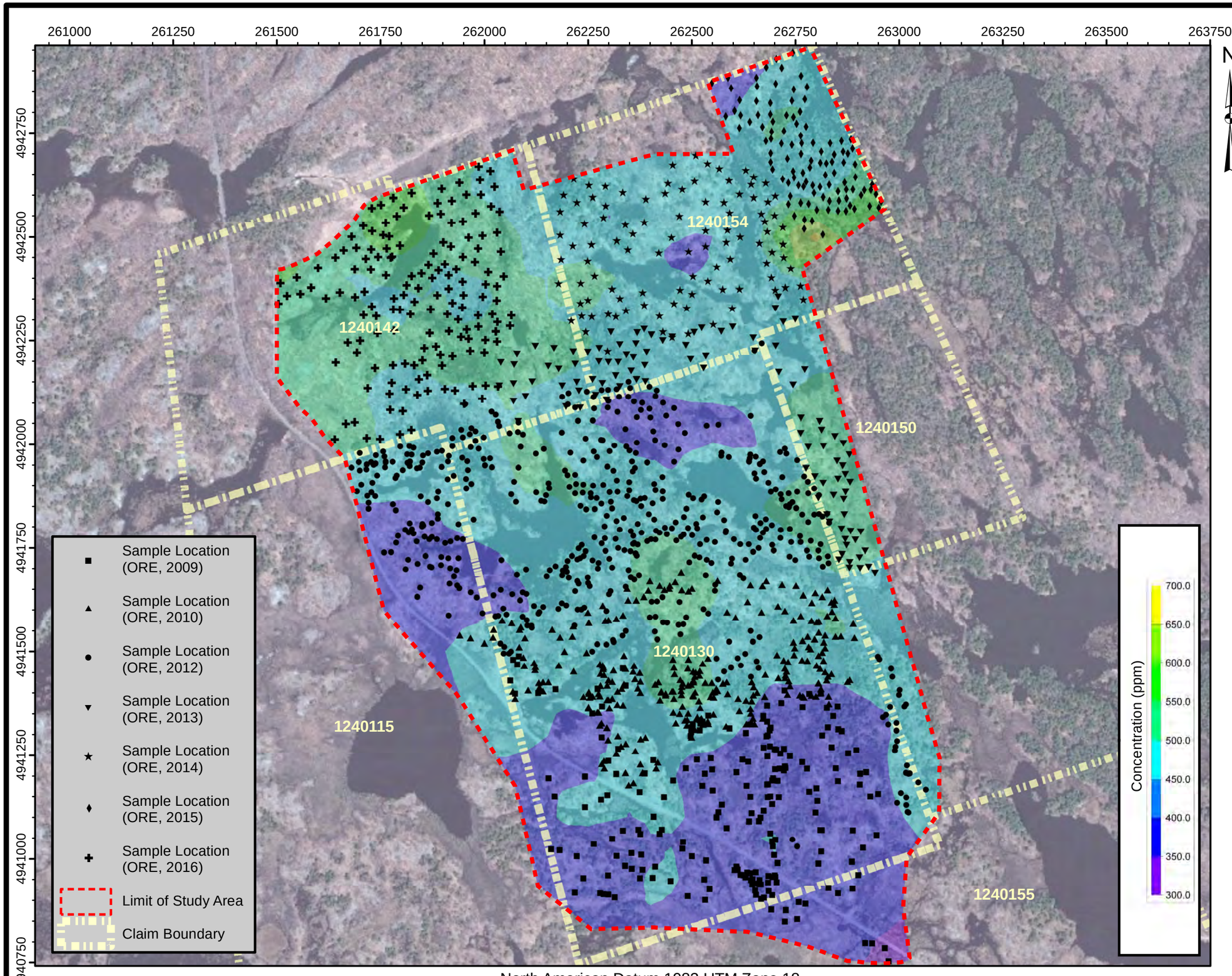

TRIGAN RESOURCES INC.
WEST GABBRO PROPERTY
BIOGEOCHEMICAL SURVEY

ClaimNo.1240115,1240130,1240142,1240150, 1240154and1240155
TownshipofHavelock-Belmont-Methuen

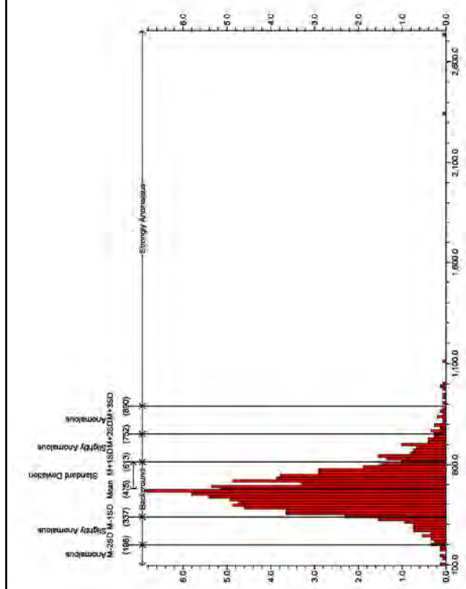

Scale: 1:9,000

0 125 250 500 m

Notes: Air photo provided by First Base Solutions Inc. (DRAPE, 2008)

2009 & 2010 sample locations determined by differential Global Positioning System (dGPS, +/- 3.0 m)

2012 - 2016 sample locations determined by mapping-grade differential Global Positioning System (dGPS, +/- 2.0 m)

Claim boundary provided by the Ministry of Northern Development and Mines (ClaimMaps, 2012)

Colour contours generated using a simple kriging algorithm

TITLE

CONCENTRATION - Sr (ppm)
WHITE PINE BARK BY ICP-MS

ORE
Oakridge Environmental Ltd.
Environmental and Hydrogeological Services

PROJECT #	FIGURE NO.
16-2189	**B22**
DATE November 2016	

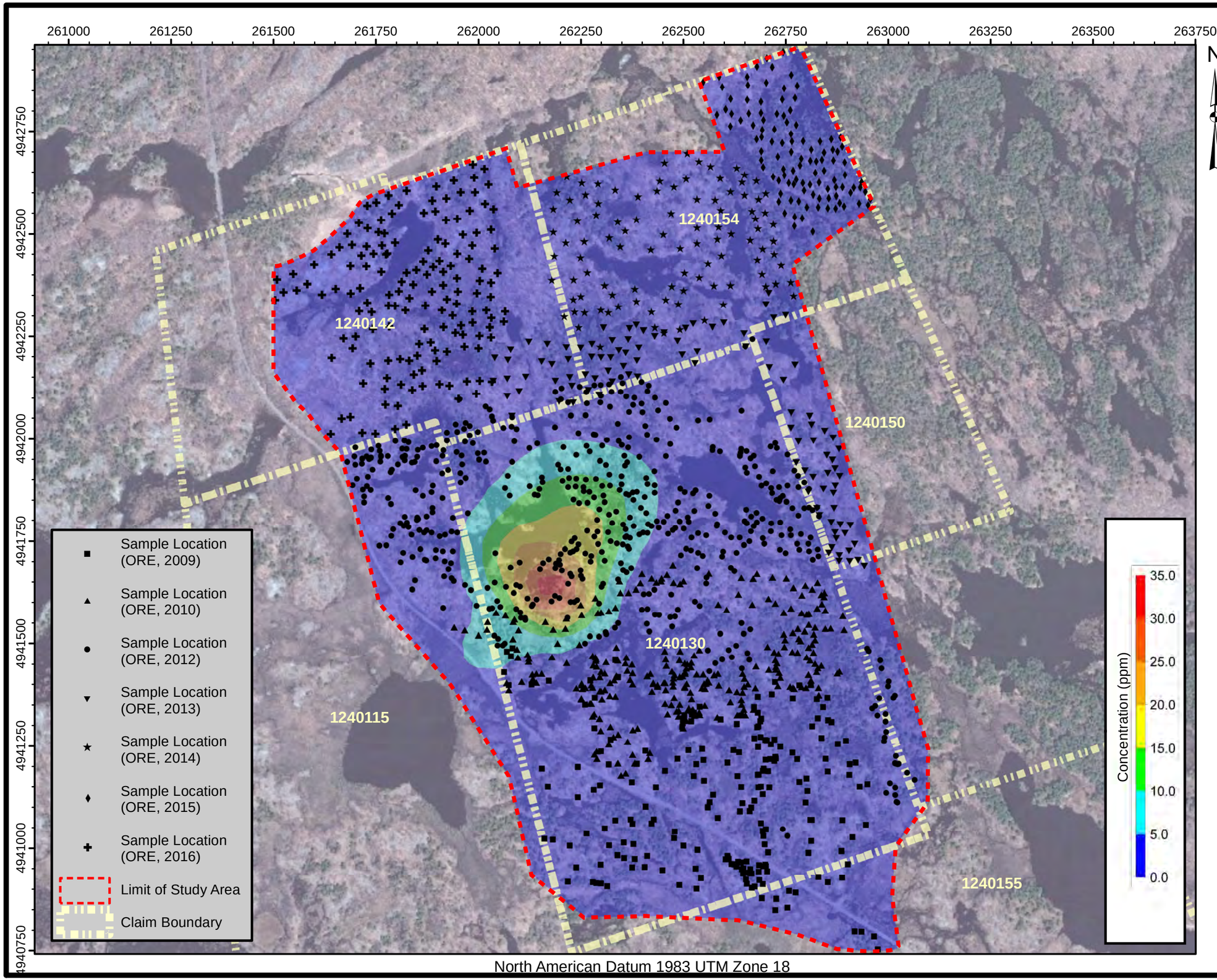

TRIGAN RESOURCES INC.
WEST GABBRO PROPERTY
BIOGEOCHEMICAL SURVEY

ClaimNo.1240115,1240130,1240142,1240150, 1240154and1240155
TownshipofHavelock-Belmont-Methuen

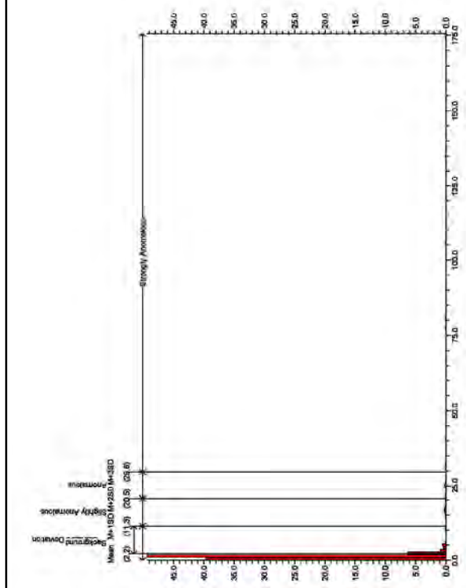

Scale: 1:9,000

0 125 250 500 m

Notes: Air photo provided by First Base Solutions Inc. (DRAPE, 2008)

2009 & 2010 sample locations determined by differential Global Positioning System (dGPS, +/- 3.0 m)

2012 - 2016 sample locations determined by mapping-grade differential Global Positioning System (dGPS, +/- 2.0 m)

Claim boundary provided by the Ministry of Northern Development and Mines (ClaimMaps, 2012)

Colour contours generated using a simple kriging algorithm

TITLE

CONCENTRATION - Th (ppm)
WHITE PINE BARK BY ICP-MS

ORE
Oakridge Environmental Ltd.
Environmental and Hydrogeological Services

PROJECT #	FIGURE NO.
16-2189	**B23**
DATE November 2016	

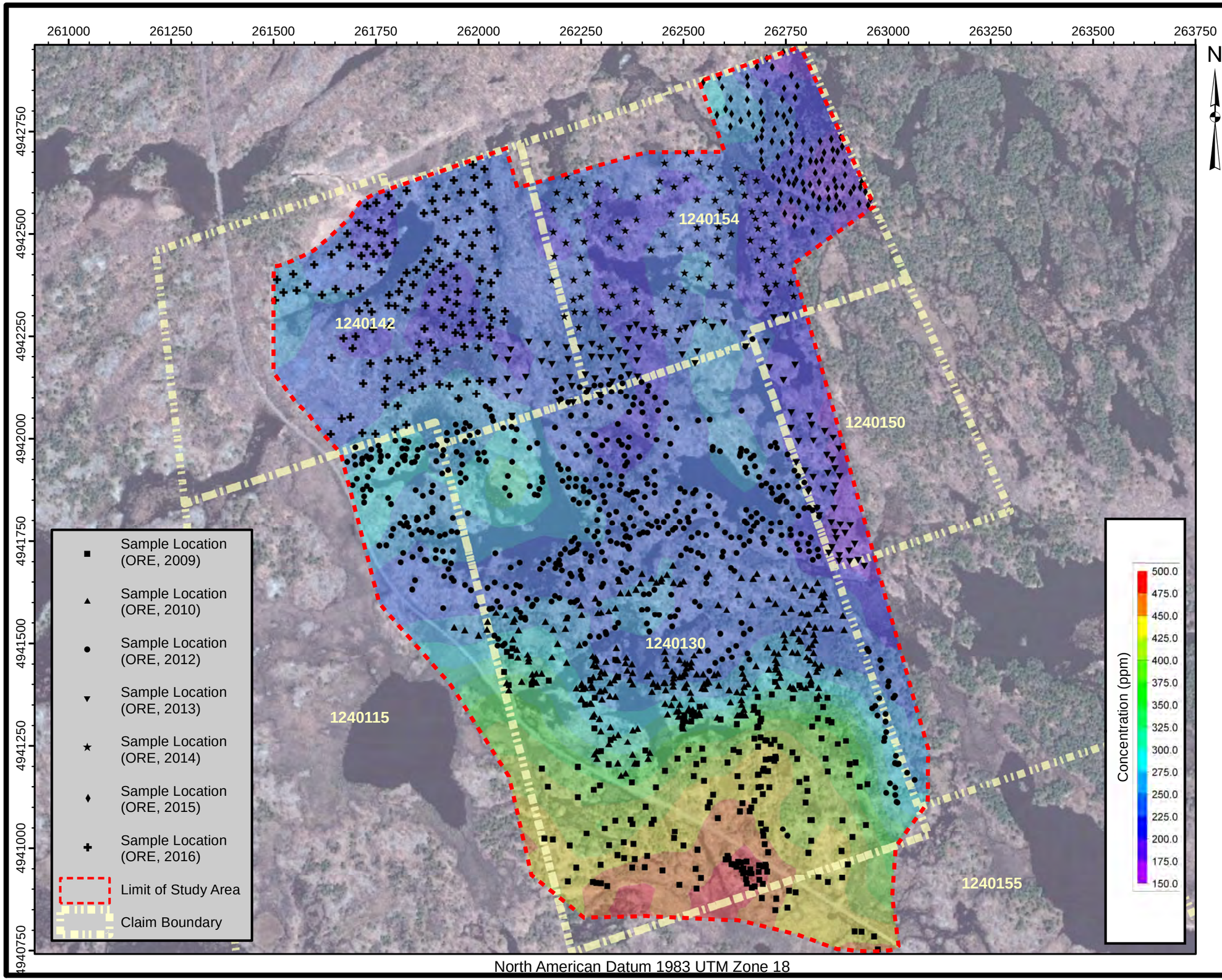

TRIGAN RESOURCES INC.
WEST GABBRO PROPERTY
BIOGEOCHEMICAL SURVEY

Claim No. 1240115, 1240130, 1240142, 1240150, 1240154 and 1240155
Township of Havelock-Belmont-Methuen

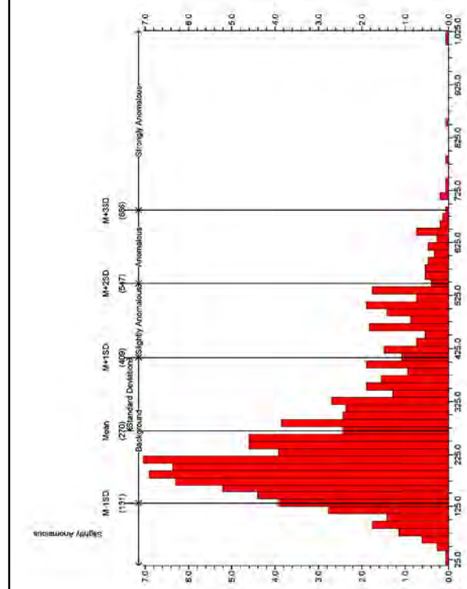

Scale: 1:9,000

0 125 250 500 m

Notes: Air photo provided by First Base Solutions Inc. (DRAPE, 2008)

2009 & 2010 sample locations determined by differential Global Positioning System (dGPS, +/- 3.0 m)

2012 - 2016 sample locations determined by mapping-grade differential Global Positioning System (dGPS, +/- 2.0 m)

Claim boundary provided by the Ministry of Northern Development and Mines (ClaimMaps, 2012)

Colour contours generated using a simple kriging algorithm

TITLE

CONCENTRATION - Ti (ppm)
WHITE PINE BARK BY ICP-MS

ORE Oakridge Environmental Ltd.
Environmental and Hydrogeological Services

PROJECT #	FIGURE NO.
16-2189	**B24**
DATE November 2016	

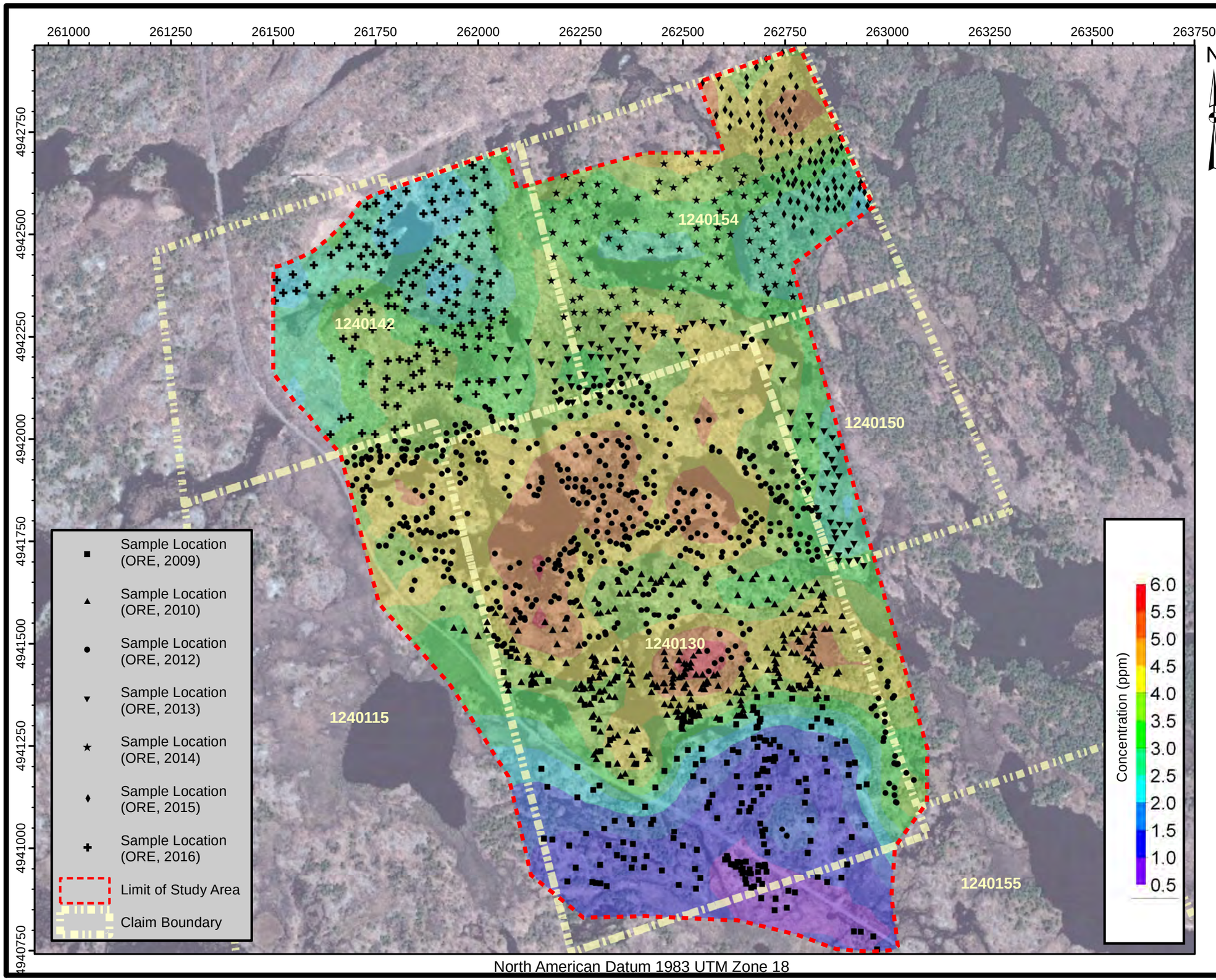

TRIGAN RESOURCES INC.
WEST GABBRO PROPERTY
BIOGEOCHEMICAL SURVEY

ClaimNo.1240115,1240130,1240142,1240150, 1240154and1240155
TownshipofHavelock-Belmont-Methuen

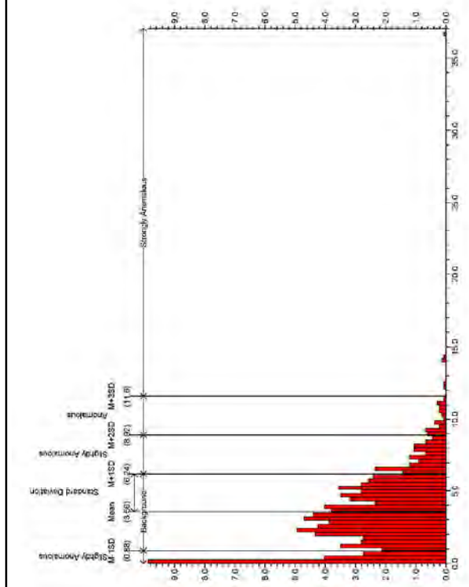

Scale: 1:9,000

0 125 250 500 m

Notes: Air photo provided by First Base Solutions Inc. (DRAPE, 2008)

2009 & 2010 sample locations determined by differential Global Positioning System (dGPS, +/- 3.0 m)

2012 - 2016 sample locations determined by mapping-grade differential Global Positioning System (dGPS, +/- 2.0 m)

Claim boundary provided by the Ministry of Northern Development and Mines (ClaimMaps, 2012)

Colour contours generated using a simple kriging algorithm

TITLE

CONCENTRATION - Tl (ppm)
WHITE PINE BARK BY ICP-MS

ORE Oakridge Environmental Ltd.
Environmental and Hydrogeological Services

PROJECT # 16-2189

DATE November 2016

FIGURE NO. **B25**

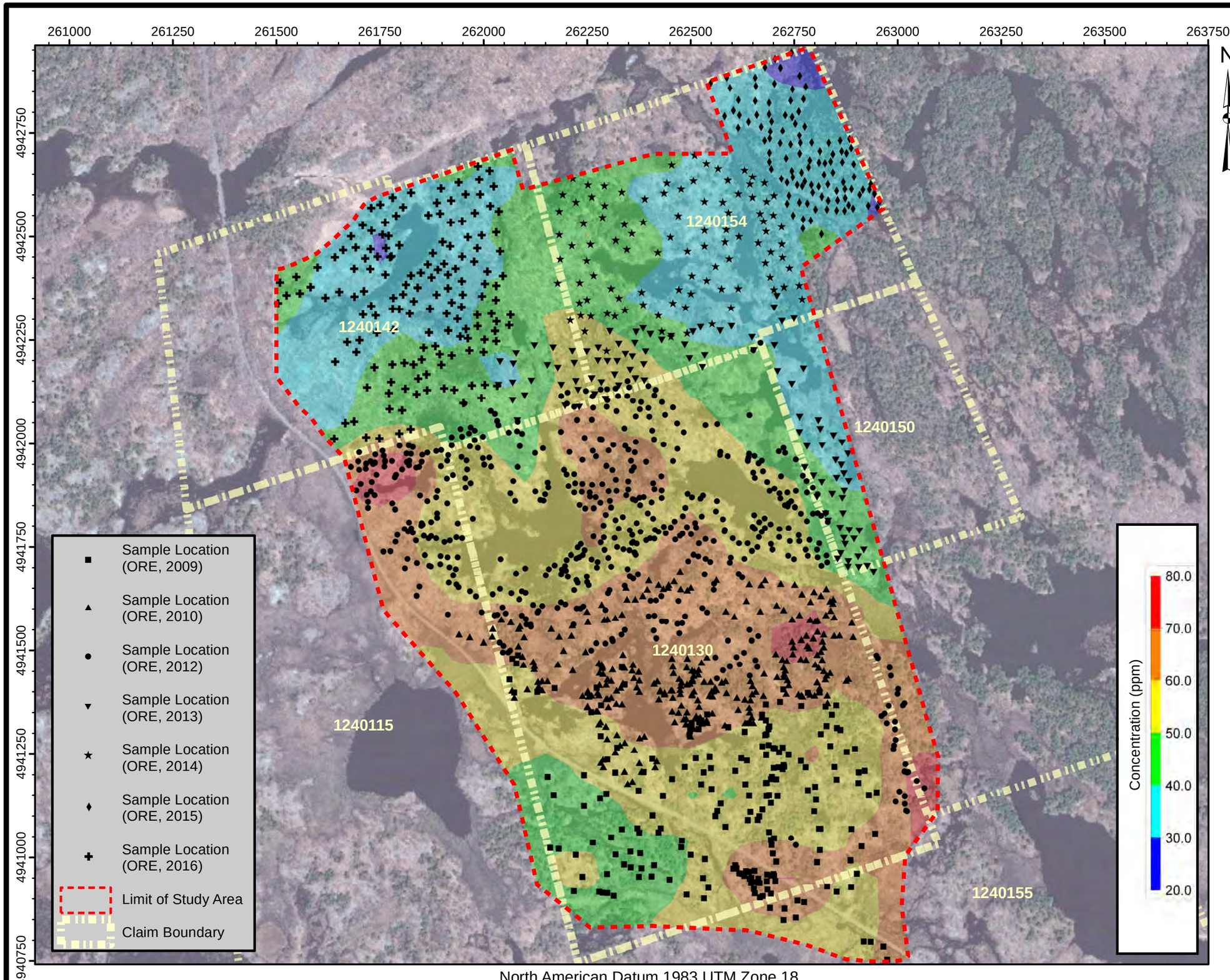

TRIGAN RESOURCES INC.
WEST GABBRO PROPERTY
BIOGEOCHEMICAL SURVEY

ClaimNo.1240115,1240130,1240142,1240150, 1240154and1240155
TownshipofHavelock-Belmont-Methuen

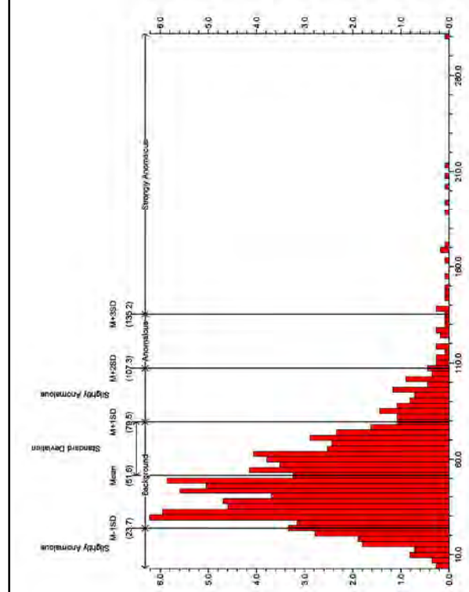

Scale: 1:9,000

0 125 250 500 m

Notes: Air photo provided by First Base Solutions Inc. (DRAPE, 2008)

2009 & 2010 sample locations determined by differential Global Positioning System (dGPS, +/- 3.0 m)

2012 - 2016 sample locations determined by mapping-grade differential Global Positioning System (dGPS, +/- 2.0 m)

Claim boundary provided by the Ministry of Northern Development and Mines (ClaimMaps, 2012)

Colour contours generated using a simple kriging algorithm

TITLE

CONCENTRATION - V (ppm)
WHITE PINE BARK BY ICP-MS

ORE Oakridge Environmental Ltd.
Environmental and Hydrogeological Services

PROJECT # 16-2189

DATE November 2016

FIGURE NO. **B26**

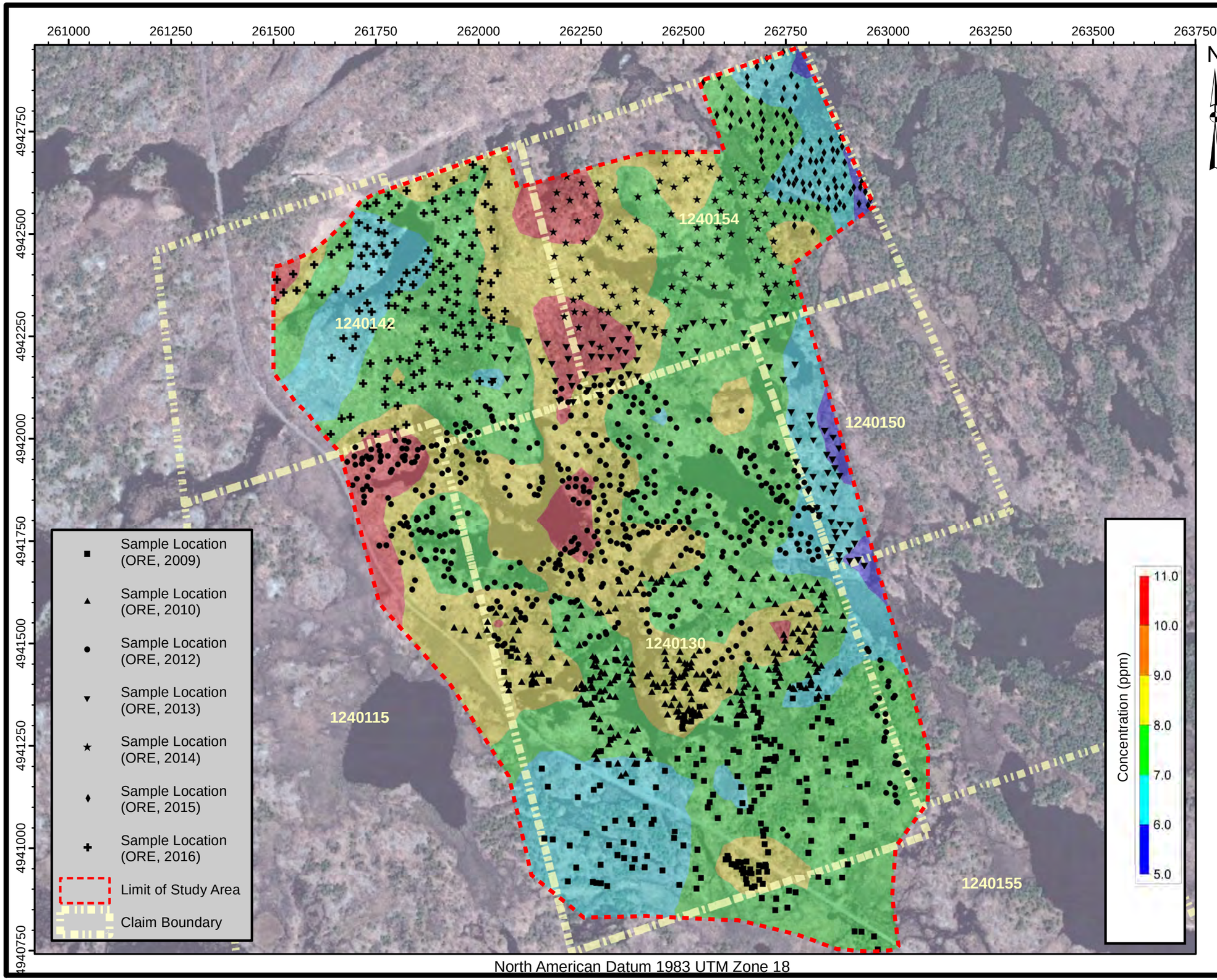

TRIGAN RESOURCES INC.
WEST GABBRO PROPERTY
BIOGEOCHEMICAL SURVEY

ClaimNo.1240115,1240130,1240142,1240150, 1240154and1240155
TownshipofHavelock-Belmont-Methuen

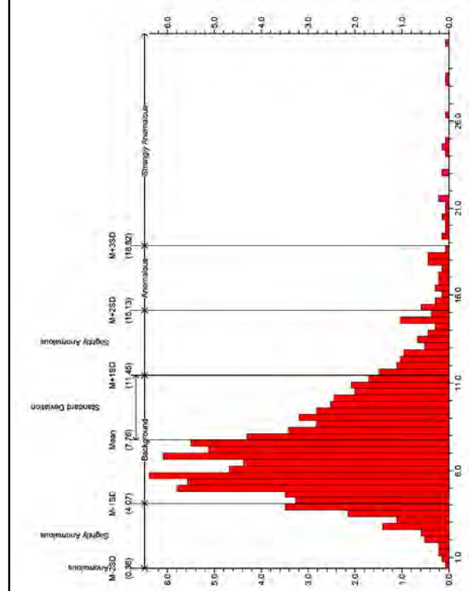

Scale: 1:9,000

0 125 250 500 m

Notes: Air photo provided by First Base Solutions Inc. (DRAPE, 2008)

2009 & 2010 sample locations determined by differential Global Positioning System (dGPS, +/- 3.0 m)

2012 - 2016 sample locations determined by mapping-grade differential Global Positioning System (dGPS, +/- 2.0 m)

Claim boundary provided by the Ministry of Northern Development and Mines (ClaimMaps, 2012)

Colour contours generated using a simple kriging algorithm

TITLE

CONCENTRATION - Y (ppm)
WHITE PINE BARK BY ICP-MS

ORE Oakridge Environmental Ltd.
Environmental and Hydrogeological Services

PROJECT #	FIGURE NO.
16-2189	**B27**
DATE November 2016	

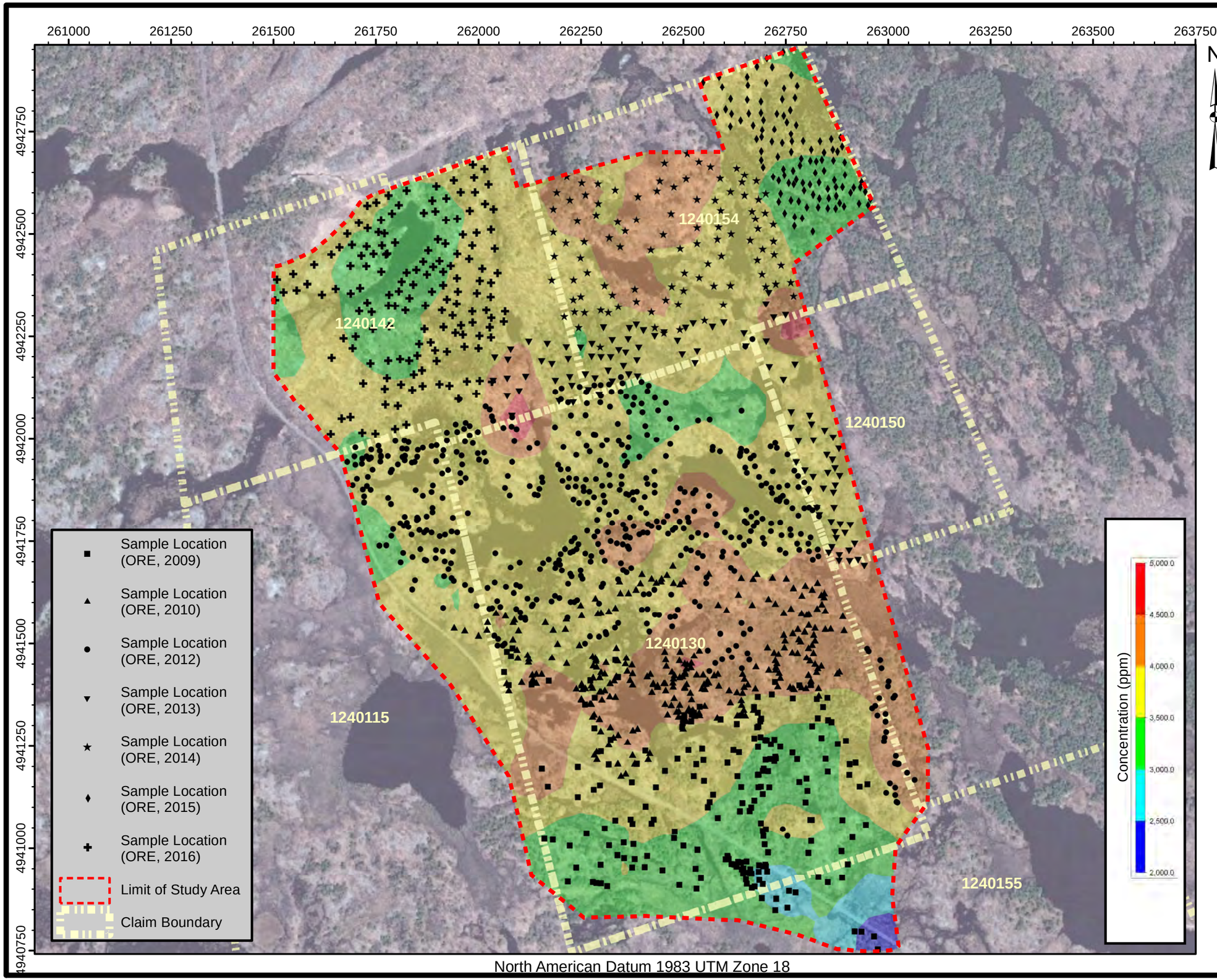

TRIGAN RESOURCES INC.
WEST GABBRO PROPERTY
BIOGEOCHEMICAL SURVEY

ClaimNo.1240115,1240130,1240142,1240150, 1240154and1240155
TownshipofHavelock-Belmont-Methuen

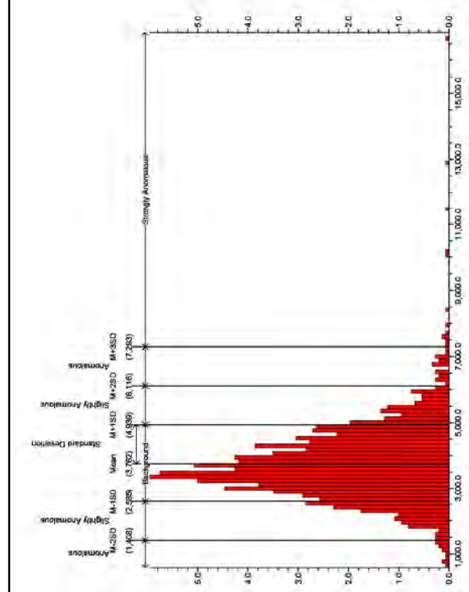

Scale: 1:9,000

0 125 250 500 m

Notes: Air photo provided by First Base Solutions Inc. (DRAPE, 2008)

2009 & 2010 sample locations determined by differential Global Positioning System (dGPS, +/- 3.0 m)

2012 - 2016 sample locations determined by mapping-grade differential Global Positioning System (dGPS, +/- 2.0 m)

Claim boundary provided by the Ministry of Northern Development and Mines (ClaimMaps, 2012)

Colour contours generated using a simple kriging algorithm

TITLE

CONCENTRATION - Zn (ppm)
WHITE PINE BARK BY ICP-MS

ORE Oakridge Environmental Ltd.
Environmental and Hydrogeological Services

PROJECT #	FIGURE NO.
16-2189	**B28**
DATE November 2016	

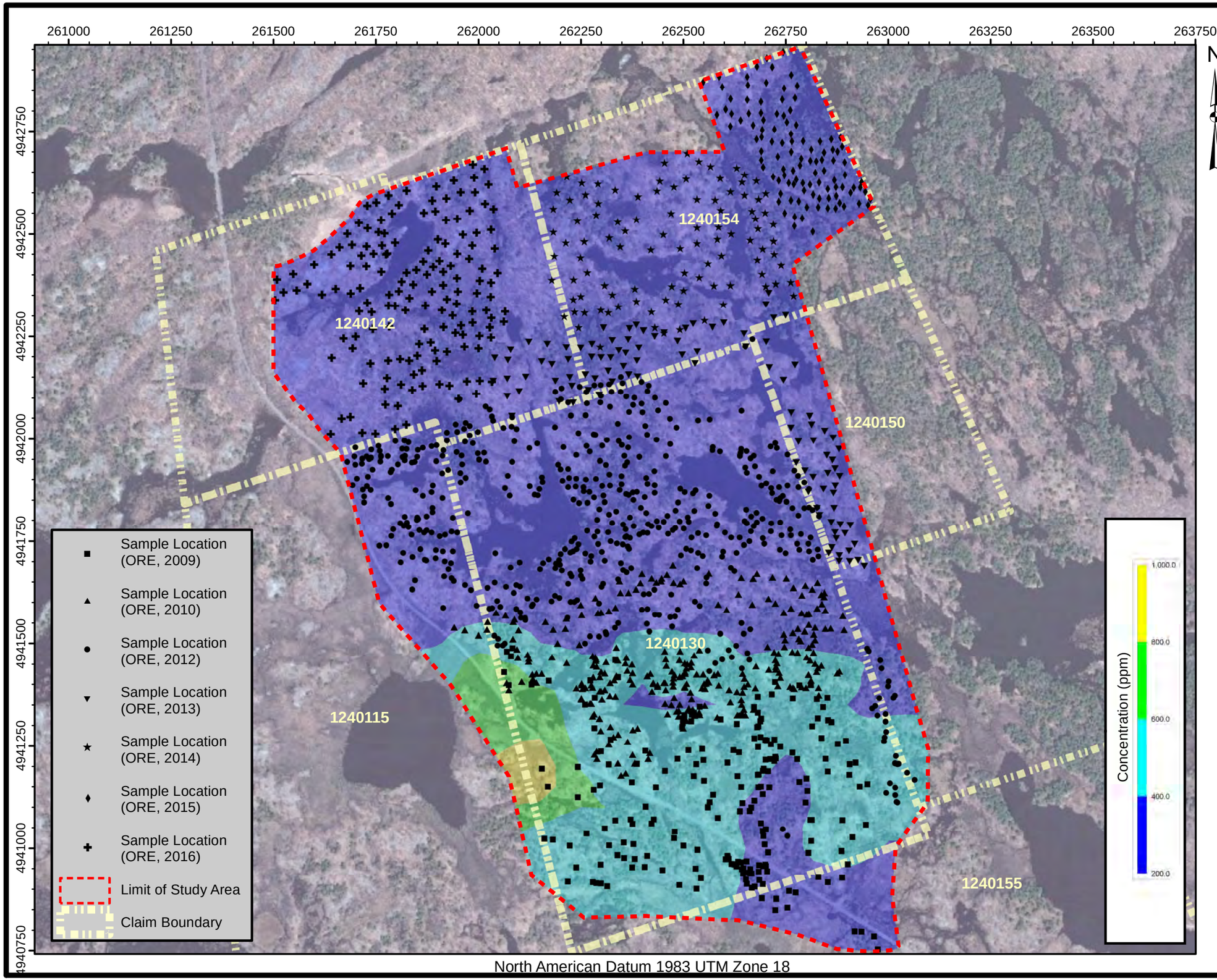

TRIGAN RESOURCES INC.
WEST GABBRO PROPERTY
BIOGEOCHEMICAL SURVEY

ClaimNo.1240115,1240130,1240142,1240150, 1240154and1240155
TownshipofHavelock-Belmont-Methuen

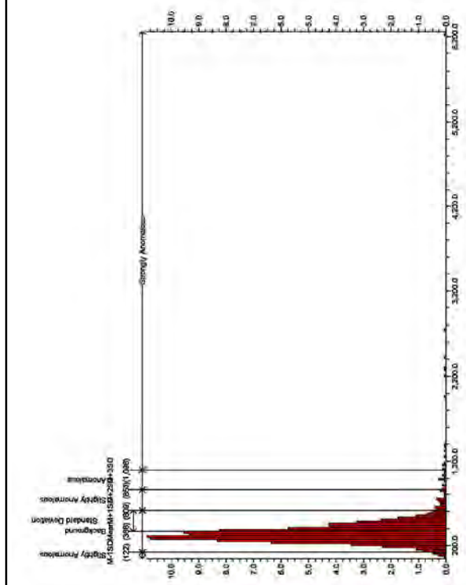

Scale: 1:9,000

0 125 250 500 m

Notes: Air photo provided by First Base Solutions Inc. (DRAPE, 2008)

2009 & 2010 sample locations determined by differential Global Positioning System (dGPS, +/- 3.0 m)

2012 - 2016 sample locations determined by mapping-grade differential Global Positioning System (dGPS, +/- 2.0 m)

Claim boundary provided by the Ministry of Northern Development and Mines (ClaimMaps, 2012)

Colour contours generated using a simple kriging algorithm

TITLE

CONCENTRATION - Cu (ppm)
WHITE PINE BARK BY ICP-MS

ORE Oakridge Environmental Ltd.
Environmental and Hydrogeological Services

PROJECT #	FIGURE NO.
16-2189	**B29**
DATE November 2016	