We are committed to providing accessible customer service.
If you need accessible formats or communications supports, please contact us.

Nous tenons à améliorer l'accessibilité des services à la clientèle.
Si vous avez besoin de formats accessibles ou d'aide à la communication, veuillez nous contacter.

Ontario

Report on B-Horizon and Humus Soil Program on the TME/Arimathaea East Property

Porcupine Mining Division, Northeast Ontario
(May 24, 2015 – October 1, 2015)

UTM: 5325100 / 613700E [NAD83] ZONE17

NTS: 42 P/ 12 SW & SE
Worked Performed on Mining Claim: 4249461, 4249462, 4249463, 4249466, 4249467, 4249468, 507667, 507668, 507669, 539181, 539182, 539183, 539298, 539421

PREPARED ON BEHALF OF TRELAWNEY MINING & EXPLORATION INC.
2140 Regent Street, Unit 10
Sudbury, Ontario
Canada P3E 5S8

Prepared by:
Stephen Roach, B.Sc
Senior Geologist
Contributions by Alan Smith & Andrew Shea

May 30, 2016

Table of Contents

Table of Contents page ii

Summary page v

1.0 Introduction page 1

1.1 General page 1

2.0 Property Description and Access page 1

2.1 Location, Access, and Accommodation page 1

2.2 Description of Mining Claims page 1

3.0 Physiography and Vegetation page 6

4.0 Historical Exploration page 7

4.1 2010-15 Trelawney Mining and Exploration Inc. Activities page 9

5.0 Regional Geological Setting page 10

6.0 Property Geological Setting page 11

7.0 Deposit Types page 12

8.0 Summary of 2015 Surface Exploration Program page 14

8.1 B-Horizon and Humus Orientation Surveys page 14

8.2 Humus Sampling page 16

9.0 Analytical Quality Control and Quality Assurance page 17

9.1 Sample Preparation page 17

9.2 Gold Analyses page 18

9.3 Multi-Scan Analyses page 18

9.4 Laboratory Quality Control/Quality Assurance (QC/QA) page 18

10.0 Discussion of Results from 2015 Humus & B-Horizon Soil Exploration Program page 20

10.1 Errington Grid (Main Northern Sector) page 20

10.2 Errington Grid (Southeastern Sector) page 24

10.3 Jarvis Showing Area (B-Horizon) page 26

11.0 Conclusions page 26

12.0 Recommendations page 27

13.0 References page 28

Statement of Qualifications page 30

Figures

Figure 1: Location Map of TME/Arimathaea East Property page 2
Figure 2: TME/Arimathaea Property Claim Configuration page 3
Figure 3: Regional Geology - Swayze Greenstone Belt in Abitibi Sub-Province page 11
Figure 4: Regional Geology of Cote East Block (TME & Arimathaea East Projects) page 13
Figure 5: R-Coefficient Linear Plot of Original & Re-Assay Gold Values for A15-8570 page 19
Figure 6: R-Coefficient Linear Plot of Original & Re-Assay Gold Values for A15-8437 page 20

Tables

Table 1: TME East Property Claim Distribution page 4
Table 2: Arimathaea East Property Claim Distribution page 5
Table 3: TME/Arimathaea East Worked Claim Activity page 6
Table 4: Summary of Historical Exploration on TME/Arimathaea East Property page 8
Table 5: 1983 Jarvis Resources Drill Summary page 9
Table 6: Exploration Work by Trelawney Mining and Exploration Inc. 2010-15 page 9
Table 7: Trelawney Soil Sampling Personnel page 15
Table 8: Exsics Exploration Sampling Personnel on Errington Grid page 17
Table 9: Statistical Analyses of Humus for Gold & Pathfinders on Main Errington Grid page 21
Table 10: Line 100+00E Anomaly R-Coefficient Linear Correlations in Humus for Gold and Pathfinders page 22
Table 11: Summary of Pathfinder Anomalies on the Errington Grid page 24
Table 12: Statistical Analyses of Humus in for Gold & Pathfinders in the Southeast Sector of the Errington Grid page 25
Table 13: Statistical Analyses of B-Horizon for Gold & Pathfinders in the Jarvis Showing Area page 26

Appendices

Appendix 1 – 2015 Field Sample Descriptions of B-horizon and Sample Location Sites on Jarvis Showing Area

Appendix 2 – 2015 Field Sample Descriptions of B-Horizon and Humus Orientation Survey and Sample Location Sites on Line 100+00E

Appendix 3 - 2015 Field Sample Descriptions of Humus Samples and Sample Location Sites on the Errington Grid

Appendix 4 – 2015 Activation Laboratories (Actlabs) Assay/Geochemical Certificates

Appendix 5 – Geochemical Contour Gold and Bubble Plot Maps of Gold, Arsenic, Copper, Zinc, Lead, and Sulfur at 1:5,000 Scale

SUMMARY

The TME and Arimathaea East Properties are both located approximately 135 kilometers north of Sudbury and 110 kilometers south of Timmins, Ontario. Access to the property can be attained by vehicle from the Cote Lake Camp using the Benneweis logging road via Highway 144 between 1 and 21 kilometers. The TME East project consists of 268 units in 21 unpatented mining claims covering 4288 hectares and Arimathaea East consists of 113 one unit claims covering 1808 hectares. Trelawney Mining and Exploration Inc.. currently has 100% ownership on the TME East Property. The Arimathaea East Property is owned by Trelawney Mining and Exploration Inc. through its owned subsidiaries Ontario Numbered company 2294167 and Ontario Numbered company 986813. Most of the reported historical exploration in the immediate area of both project areas was concentrated between 1980 and 1990, with the most recent exploration in 2010-11. Historical work included mapping, ground magnetic and VLF-EM geophysical surveys, with local blasting and trenching. Several airborne surveys have also been completed A small four (4) drill hole program was proposed in an area where Trelawney conducted considerable surface exploration work. Surface exploration work in 2015 consisted of line-cutting, pole-dipole induced polarization (IP), mapping /prospecting and sampling, and humus sampling.

Both project areas are located within the Chester Intrusive Complex (CIC - c.a. 2740 Ma), in the eastern part of the Pacaud Assemblage, at the southwestern extension of Abitibi Greenstone Belt. It consists of weakly metamorphosed syn-volcanic felsic intrusive rocks, metavolcanics, and metasediments intruded by a variety of complex intermediate to mafic intrusives. The supracrustal rocks underlying the claims are characteristic of the CIC, with granodiorite and tonalite being the dominant felsic intrusive underlying the property (70%). Mafic metavolcanics (10%), in the form of massive mafic flows, and gabbro mafic intrusive (15%) account 25% of the underlying rock types. Chemical and clastic metasediments have been recognized as inter-formational horizons within the mafic metavolcanics. Timiskaming sediments (c.a. 2676-2685 Ma) account for 5% of the underlying rocks on the property, and are characterized by CIC clast supported conglomerate. All rock types have been cross-cut by younger Matachewan diabase dykes (<1%). The supracrustal have undergone lower greenschist metamorphism, with no contact metamorphism identified. The Ridout Deformation Zone (RDZ) extends for 10 kilometers as part of a 120 kilometer long regional structure. This steeply south dipping, east-west brittle-ductile deformation zone consists of a number of anastomosing shear structures exhibiting dextral movement. It has overprinted mainly the mafic metavolcanics and to a lesser degree on the Timiskaming sediments and CIC. Fold axis lineation shows a main easterly plunge direction, with a westerly plunging fold axes in the western part of the TME East project area.

Both B-horizon and humus soil surveys were undertaken in three separate areas of the TME/Arimathaea Property over a period of time from May 24 to October 1, 2015. This included a B-horizon and humus orientation survey, which provided an answer to which soil medium would be best involved. The 2015 soil surface exploration program was designed to delineate future potential gold targets related to favorable IP chargeability and airborne magnetic targets in a promising geological environment. The results from the soil survey outlined a number of gold anomalies on the Errington grid in two separate areas, all trending in an east-west direction. The anomalies are associated with a series of IP chargeability zones with variable high and low airborne magnetic features. The most notable gold anomaly is located in the central part of the main northern part of the Errington Grid, between L 98+00E and 104+00E. This underlies an area where there is a direct correspondence of;

1) Strong coincidental gold-arsenic anomaly
2) Strong IP chargeability response with direct strong resistivity low
3) Strong northwest airborne magnetic low break
4) Structural flexure and strike extension from 8.05 meter wide drill hole intercept (BEN15-07) hosted in arsenopyrite-bearing quartz stockwork

A more base metal association underlies the northwestern part of the main northern part of the Errington Grid with strongly anomalous sulfur (S) values. They were returned over 200 meters with strong correlation Zn-Pb and moderate to strong Cu-Te with S. This anomalous area is marginal to one of the IP chargeability zones within the mafic metavolcanics of the RDZ.

More detailed humus sampling and in-fill mapping with follow-up prospecting is strongly recommended in the central part of the Errington Grid. As a result of insignificant precious and base metal results in the B-horizon soils in the Jarvis Showing area, no more additional work is recommended at this time.

1.0) Introduction

1.1 General

The TME and Arimathaea East Property are located 110 kilometers south of Timmins, Ontario and 135 kilometers north of Sudbury, Ontario (Figure 1). Surface exploration consisted of a humus and B-horizon soil sampling program, which was carried out between May 24th and 25th, 2015, on June 21, 2015, and between September 22 to October 1, 2015, covering 14 unpatented mining claims in St Louis and Benneweis Townships (Table 1). A total of 895 samples were collected.

The purpose of the 2015 humus and B-horizon sampling was to screen favorable geological targets and IP chargeability / resistivity IP responses (outlined in 2015) for the presence of anomalous Au or pathfinder elements. It also followed-up geological mapping within the Ridout Deformation Zone, where a favorable quartz stockwork structure has been outlined near a moderate to strong chargeability zone (Roach – 2015). The humus soil program focused in three areas; 1) north part of the Errington grid along IP chargeability trends, and 2) southeast part of the grid along the airborne magnetic low breaks in recessive areas, and 3) Jarvis Showing area. This report describes and briefly interprets the geochemical results of the 2015 surface exploration program. .

2.0) Property Description and Location

2.1) Location, Access, and Accommodation

The TME and Arimathaea East Properties are located 110 kilometers south of Timmins, Ontario and 135 kilometers north of Sudbury, Ontario (Figure 1). It is situated in Benneweis, and parts of St. Louis, Neville, Groves, and Champagne Townships, Porcupine Mining Division (NTS 41 P/12SW and SE).

Both properties can be accessed north from Sudbury or south from Timmins by means of Highway 144 for 135 kilometers and 110 kilometers, respectively. The Trelawney Mining and Exploration Côté Camp site is within 1 to 11 kilometers to the west of TME and Arimathaea East. Highway 144 and the Mesomikenda Lake Road provides direct road access to the western part of the project, whereas, the Benneweis logging road and its secondary logging spur roads and trails provide direct access to the southern, eastern, and central parts. An access drill trail was used from Benneweis logging road (near KM20), extending between 0.8 km and 2.0 km from the logging road.

2.2) Description of Mining Claims

TME East consists of 268 units in twenty (21) unpatented mining claims covering 4288 hectares (Figure 2). Trelawney Mining and Exploration Inc. (2140 Regent Street, Unit 10, Sudbury, Ontario P3E 5S8) currently own 100% of the TME East claims. The claim distribution is summarized in Table 1. Arimathaea East consists of 113 units in 113 unpatented mining claims covering 1808 hectares (Table 2). The Arimathaea East Property

is owned by Trelawney Mining and Exploration Inc. through it's owned subsidiaries Ontario Numbered company 2294167 and Ontario Numbered company 986813. Table 3 summarizes the work activity for this assessment report.

Figure 1 – Location Map of TME/Arimathaea East Property

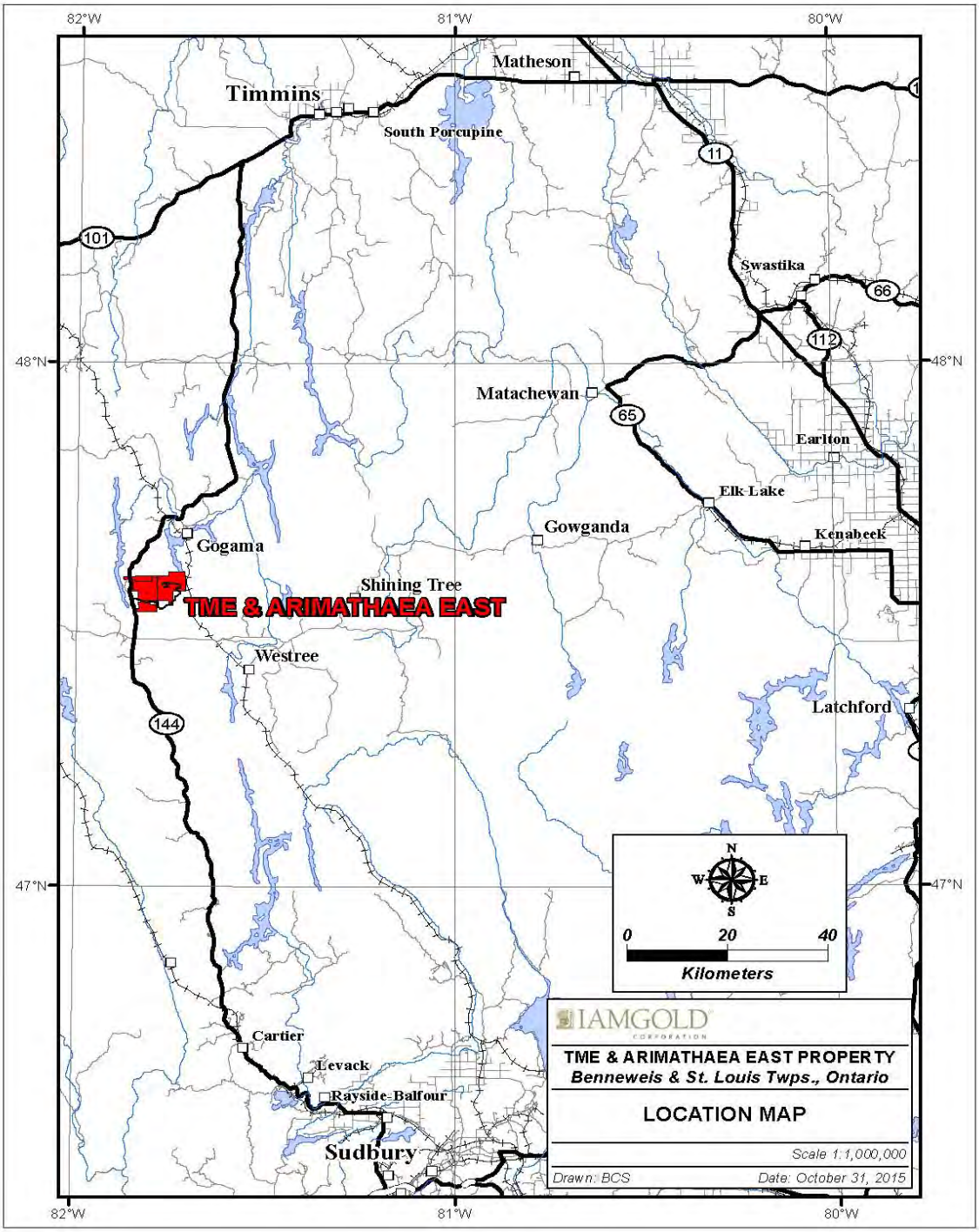

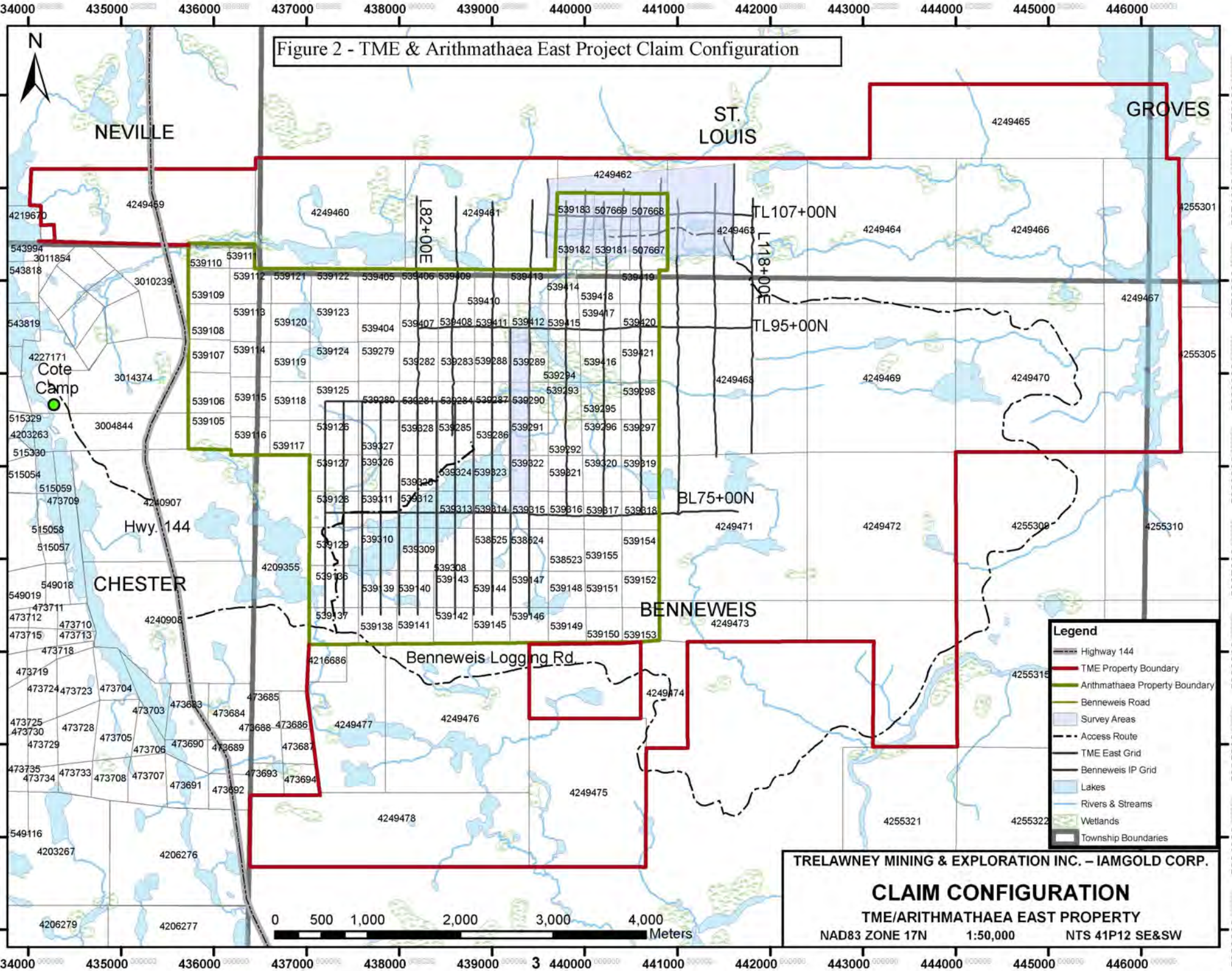
Figure 2 - TME & Arithmathaea East Project Claim Configuration
N
NEVILLE
ST. LOUIS
GROVES
CHESTER
BENNEWEIS
Cote Camp
Hwy. 144
Benneweis Logging Rd.
L82+00E
L118+00E
TL107+00N
TL95+00N
BL75+00N
Legend
Highway 144
TME Property Boundary
Arithmathaea Property Boundary
Benneweis Road
Survey Areas
Access Route
TME East Grid
Benneweis IP Grid
Lakes
Rivers & Streams
Wetlands
Township Boundaries
0 500 1,000 2,000 3,000 4,000
Meters
TRELAWNEY MINING & EXPLORATION INC. – IAMGOLD CORP.
CLAIM CONFIGURATION
TME/ARITHMATHAEA EAST PROPERTY
NAD83 ZONE 17N 1:50,000 NTS 41P12 SE&SW

Table 1 – TME East Property Claim Distribution

Claim Number	Units	Area (ha)	Township	Current Ownership	Due Date	Work Due	Reserve ($)
4249459	12		Neville	Trelawney Mining & Exploration Inc.	February 3, 2018	4800	0
4249460	12		St. Louis	Trelawney Mining & Exploration Inc.	February 3, 2018	4800	0
4249461	12		St. Louis	Trelawney Mining & Exploration Inc.	February 3, 2018	4800	915
4249462	3		St. Louis	Trelawney Mining & Exploration Inc.	February 3, 2018	1200	0
4249463	16		St. Louis	Trelawney Mining & Exploration Inc.	February 3, 2018	6400	10,753
4249464	16		St. Louis	Trelawney Mining & Exploration Inc.	February 3, 2018	6400	0
4249465	16		Groves	Trelawney Mining & Exploration Inc.	February 3, 2018	5779	0
4249466	16		St. Louis	Trelawney Mining & Exploration Inc.	February 3, 2018	6400	0
4249467	16		Groves	Trelawney Mining & Exploration Inc.	February 3, 2018	6400	16,973
4249468	16		Benneweis	Trelawney Mining & Exploration Inc.	February 3, 2018	6400	0
4249469	16		Benneweis	Trelawney Mining & Exploration Inc.	February 3, 2018	6400	0
4249470	16		Benneweis	Trelawney Mining & Exploration Inc.	February 3, 2017	6400	479
4249471	16		Benneweis	Trelawney Mining & Exploration Inc.	February 3, 2017	6400	0
4249472	16		Benneweis	Trelawney Mining & Exploration Inc.	February 3, 2017	6400	0
4249473	4		Benneweis	Trelawney Mining & Exploration Inc.	February 3, 2018	1600	0
4249474	4		Benneweis	Trelawney Mining & Exploration Inc.	February 3, 2018	1600	0
4249475	12		Benneweis	Trelawney Mining & Exploration Inc.	February 3, 2017	4800	241
4249476	16		Benneweis	Trelawney Mining & Exploration Inc.	February 3, 2017	6400	0
4249477	7		Benneweis	Trelawney Mining & Exploration Inc.	February 3, 2017	2800	0
4249478	15		Benneweis	Trelawney Mining & Exploration Inc.	February 3, 2017	6000	0
4265037	11		Benneweis	Trelawney Mining & Exploration Inc.	October 17, 2019	4400	0

Table 2 – Arimathaea East Property Claim Distribution

Claim Number	Units & Claims	Area (ha)	Township	Current Ownership	Due Date	Work Due on Each Claim
539105 to 539129	25	400	Benneweis	986813 Ontario Limited	May 16, 2017	400
539136 to 539155	20	320	Benneweis	986813 Ontario Limited	May 16, 2017	400
539181 to 539183	3	48	Benneweis	986813 Ontario Limited	July 5, 2017	400
539279 to 539298	20	320	Benneweis	986813 Ontario Limited	May 22, 2017	400
539308 to 539328	21	336	Benneweis	986813 Ontario Limited	May 22, 2017	400
539404 to 539421	18	288	Benneweis	986813 Ontario Limited	May 22, 2017	400
507667 to 507669	3	48	Benneweis	986813 Ontario Limited	July 5, 2017	400
538523 to 538525	3	48	Benneweis	986813 Ontario Limited	May 16, 2017	400

Table 3 – TME/Arimathaea East Worked Claims Activity Distribution

Claim Number	Units	Area (ha)	Project Area	Township	Current Ownership	Due Date	Work Due
4249461	12	192	TME East	St. Louis	Trelawney Mining & Exploration Inc.	February 3, 2018	4800
4249462	3	48	TME East	St. Louis	Trelawney Mining & Exploration Inc.	February 3, 2018	1200
4249463	16	256	TME East	St. Louis	Trelawney Mining & Exploration Inc.	February 3, 2018	6400
4249466	16	256	TME East	St. Louis	Trelawney Mining & Exploration Inc.	February 3, 2018	6400
4249467	16	256	TME East	Groves	Trelawney Mining & Exploration Inc.	February 3, 2018	6400
4249468	16	256	TME East	Benneweis	Trelawney Mining & Exploration Inc.	February 3, 2018	6400
507667	1	16	Arimathaea East	Benneweis	986813 Ontario Limited	July 5, 2017	400
507668	1	16	Arimathaea East	Benneweis	986813 Ontario Limited	July 5, 2017	400
507669	1	16	Arimathaea East	Benneweis	986813 Ontario Limited	July 5, 2017	400
539181	1	16	Arimathaea East	Benneweis	986813 Ontario Limited	July 5, 2017	400
539182	1	16	Arimathaea East	Benneweis	986813 Ontario Limited	July 5, 2017	400
539183	1	16	Arimathaea East	Benneweis	986813 Ontario Limited	July 5, 2017	400
539298	1	16	Arimathaea East	Benneweis	986813 Ontario Limited	May 22, 2017	400
539421	1	16	Arimathaea East	Benneweis	986813 Ontario Limited	May 22, 2017	400

3.0) Physiography and Vegetation

The height of land ranges from 348 m and 413 meters above sea level. Overburden thickness is largely unknown with no documentation of overburden thickness, but from the recent drilling program, overburden is up to 14 meters, and typically less than 3 meters. Overall, bedrock exposures range from <1% to locally up to 5%. The overburden cover consists of unconsolidated glacial silty sand to silty clay in generally boulder-rich till in higher relief areas, and thick organic matter and clay in poorly drained lower relief areas. In the higher relief areas, the A and B horizon is well developed in the unlogged areas, whereas the lower relief, swampy areas are characterized by thick moss and organic-rich humus. For the most part, the relief of the property is flat with very gentle relief. The lower relief areas are occupied by extensive clay-rich swamp and muskeg with poor drainage.

The eastern part of the TME East Property area is bounded by the Minisinakwa Lake. There are two major drainages in both project areas with Benneweis Creek being the most prominent

drainage area, flowing northeast to eastward from Benneweis Lake through Stivale Lake into Benneweis Bay of Minisinakwa Lake. Drainage from Errington Lake flows westward into Mesomikenda Lake. There are a number of smaller lakes with interconnecting drainage patterns, with two lakes on the southeast section of the Errington grid draining southeastwards into Mollie River

For the most part, both properties are characterized by occasional (<1% to 5%) rock outcrop exposure with an increase in frequency along the Benneweis logging road and in recently logged out areas. There appears to be a relative increase in exposure in the eastern part of the claim. Outcrop occurs as intermittent low-lying exposures and as local rock faces in higher relief areas. Vegetation consists of mainly of black and white spruce balsam with local poplar, birch, cedar, and jack pine, along with secondary growth of alders and moose maple. Swampy, recessive areas are characterized by alders and locally by cedar, with open grassy and low-lying grass/brush surrounding most of the lakes and creeks. The east-central part of the TME East Property area has undergone extensive logging activity.

4.0) Historical Exploration

Most of the historical exploration in the immediate area of both properties was concentrated in the 1980's, between 1980 and 1990, with the most recent exploration in 2010-11 (Table 4). Discounting the airborne surveys, surface exploration consisted mainly of mapping and ground magnetic and VLF-EM geophysical surveys with local blasting and trenching.

Three drill programs have been documented, with First Lithium Resources (2010-11) carrying out 1952.9 meters of drilling in ten (10) diamond drill holes located adjacent to the southeastern part of the TME Property. The drill program was designed to test a series of north trending IP chargeability and magnetic targets trending onto TME East. The only significant intercept is in drill hole MR10-10, which returned 1.83 g/t Au over 0.51 meters. The second drill program was carried out by Jarvis Resources in 1983 and totaled 151.4 meters, located in the northeastern part of TME East, near Minisinakwa Lake. Drilling intersected sheared and folded greywacke Timiskaming Sediments which are cross-cut by quartz veining and host disseminated pyrite. Anomalous gold values were intersected within the main structure and is summarized in Table 5. Safari Explorations Ltd drilled one hole (S-1) in Benneweis Lake as a follow-up to an IP survey. No gold-copper results were documented.

Follow-up surface trenching, mapping, prospecting and sampling, and ground VLF-EM and magnetics surveys were carried out by Larry Salo in 1993 and 2006. Only one anomalous gold value was returned with a value of 617 ppb Au (recheck – 686 ppb Au).

A number of airborne surveys were completed with the most recent on by Trelawney Mining & Exploration (2010) carrying out airborne VLF-EM and gradient magnetic surveys over both areas. Airborne geophysical surveys were commissioned in the mid 1980's by Blue Falcon Mines Ltd. (1985 and 1990), 633861 Ontario Ltd. (1985-86), and Hargor Resources Inc. (1980).

Table 4 – Summary of Historical Exploration on TME/Arimathaea East Property

Company	Year	AFRI Number	Description of Historical Exploration Work
First Lithium Resources Inc. (option with Newcastle Minerals Ltd.)	2010-11	20011273	1952.9 meters of drilling in 10 diamond drill holes (MR10-01 to10) located south and adjacent to southeast sector of TME Project; most significant intersection in drill hole MR10-10, which returned 1.83 g/t Au over 0.51 meters.
Newcastle Minerals Ltd.	2010	20008776	Ground IP and magnetic survey (27.5 km) by Vision Exploration adjacent to the southeastern part of the TME Project
Larry Salo	2006	20002943	Trenching and water stripping program located southeast part of TME project near the Benneweis logging road
Larry Salo	1993	41P12SE0001	Blasting/trenching, manual cleaning, mapping & prospecting/sampling, ground VLF-EM (19.3 km) and magnetic survey (18.3 km)
Blue Falcon Mines Ltd.	1990	41P12SE0520	High sense magnetometer/VLF-EM survey (Terraquest Ltd) covering a survey area of 475.5 line kilometers covering parts of 5 townships; cover all of Benneweis Twp
Chesbar Resources Inc.	1989	41P12SW0011	Geological mapping and sampling in south part of TME Project area
Chesbar Resources Inc.	1988	41P12SW0012	Ground VLF-EM & magnetic survey (20.5 km) in south part of TME project area
Actuate Resources Inc.	1988	41P12SE0526	Ground magnetic survey (89.875 km) in the south part of the TME Project area
Blue Falcon Mines Ltd.	1988	41P12SE0527	Line-cutting & geological mapping (78 line km) covering the south-central part of the TME Project
633861 Ontario Ltd.	1985-86	41P12SE0528	Airborne magnetic/VLF-EM survey (236 line km) by Terraquest Ltd; covered the south eastern portion of the TME Project area
Blue Falcon Mines Ltd	1985	41P12SE0507	Airborne magnetic/VLF-EM survey (4000 line km) covering parts of 10 townships, including Benneweis Twp and the Mollie River Project (West Block) claim P 4243739
Jarvis Resources	1983	41P12SW0003	151.5 meters of diamond drilling in three drill holes; most significant intersection is 1.37 g/t Au / 3.05 meters
E. Blanchard	1983	41P12SW505	– - KM6-7 Benneweis logging road spur) -no assays/maps
E. Blanchard	1982	41P12SW5054-5055	– - KM6-7 Benneweis logging road spur) -no assays/maps – no assays/maps
National Iron Mines Ltd.	1981	41P12SW0011	Line-cutting & geological mapping (30.6 km), and geophysical compilation
Hargor Resources Inc.	1980	41O09NW9161	Airborne Magnetic and VLF-EM Survey (Rexhem-1 System); flew 4203 line km including northeast part of property in the Minisinakwa Lake area
Safari Explorations Ltd	1971	41P12SW0021	182.3 (598 feet) of drilling in 1 drill hole (S-1) with reported pyrite-chalcopyrite from 106.7 to 118.9. No assays reported
Safari Explorations Ltd	1971	41P12SW0023	Induced polarization and resistivity survey over Benneweis Lake with three anomalous areas

Table 5 - 1983 Jarvis Resources Drill Summary

Drill Hole	Grid Location	Azimuth	Dip	Depth (m)	From (m)	To (m)	Width (m)	Au (g/t)	Intercept Description
1	N/A	360	-45	47.2	25.6	29.35	3.75	1.00	Greywacke – sh, qs, & 25% py
2	N/A	360	-45	50.6	26.65	29.7	3.05	1.37	Shear – pyritic and qs
3	N/A	360	-45	53.6	27.73	29.56	1.83	0.51	Greywacke – sh, qs, & fine sulphides

4.1) 2010-15 Trelawney Mining and Exploration Inc. Activities

Trelawney Mining and Exploration carried out a number of phased exploration programs from 2014-15 in various parts of the TME/Arimathaea East Property (Table 5). Exploration work consisted of line-cutting, pole-dipole IP, geological mapping and sampling, prospecting and sampling, humus sampling, and 2362 meters of diamond drilling in seven drill holes (Table 6).

Table 6 - Exploration Work by Trelawney Mining & Exploration Inc. in 2010-15

Time-Year	Area	AFRI Number	Description of Exploration Program
Winter 2016	Benneweis Creek and Lake		9.45 km of in-fill pole-dipole IP to show continuity of chargeability zones between 400 m wide lines and complete IP chargeability shoulder anomalies
Fall 2015	Benneweis Creek		1547 meters of diamond drilling in four (4) drill holes; highlight is 0.59 g/t Au / 0.55 meters in BEN15-07 within a wider 8.0 meter QTSW hosting arsenopyrite
Fall 2015	Benneweis Creek		Orientation B-horizon and humus samples (32 each) with follow-up 775 humus samples with outline of 5 gold anomalies and a strong gold-arsenic anomaly
Summer-Fall 2015	Benneweis Creek and Lake		64 km of mapping, prospecting, sampling, and B-horizon soil (56 samples) on regional property and grid; highlights include grab samples up to 0.65 g/t Au and outline of QTSW for 550 meters proximal to chargeability response
Winter-Spring 2015	Benneweis Creek		34.3 km of pole-dipole IP survey; outlined four distinct IP chargeability trends
Fall 2014	Benneweis Lake		815 meters of diamond drilling in three (3) drill holes; highlights include 0.60 g/t Au / 0.7 meters in BEN14-04
Summer 2014	Benneweis Lake		Geological mapping and sampling
Winter-Spring 2014	Benneweis Lake		31.6 km of pole-dipole IP survey (A=50 & A=100 and N=6) outlined a number of IP chargeability trends
2010	Regional	20010189	Airborne VLF-EM and magnetic gradient survey (5473 line km) covering all of TME/Arimathaea East Property

5.0) Regional Geological Setting

The supracrustal rocks underlying the general area are located in the Swayze area, as part of the Pacaud Assemblage (ca 2750-2735Ma) in the Abitibi Subprovince of the Superior Province in the Precambrian Shield (Figure 3). The eastern part of the Pacaud Assemblage marks the boundary domain between the southern flank of the Ramsey-Algoma Terrane or Nat River (granodiorite/tonalite) and the Kenogamissi (tonalite/diorite) granitoid complex to the north.

The eastern part of the Pacaud Assemblage is characterized by the eastern extension of the Chester Intrusive Complex (CIC - ca 2740 Ma), which comprises of a complex array of multiple intrusions of tonalite, granodiorite, to diorite in composition and associated intrusive breccias (Figure 4). This intrusive complex measures 24.5 km by the widest 4.5 km in the Cote Gold Deposit area. Felsic, intermediate, and mafic metavolcanics with clastic and chemical metasediments underlie the north side of the Chester Intrusive Complex (CIC). Timiskaming Sediments (ca 2676-2685 Ma) are prominent in the northwestern and northeastern part of the complex, and represent the youngest assemblage of rocks overlying the CIC. The Chester Group has also been intruded by younger gabbro and lesser diorite; although there are relationships which show contemporaneous timing of the gabbro with the CIC. Gabbro also occurs as an older series of intrusive bodies, acting as synvolcanic feeders to the extrusive mafic metavolcanics in both the southern and northern part of the mafic metavolcanics sequences. There are at least four separate diabase dike swarms, ranging in age from late Archean to late Proterozoic, present in the Swayze area: (1) the north striking Matachewan dike swarm, (2) the northwest striking Sudbury dike swarm, (3) the east to northeast striking Abitibi dike swarm, and (4) a southeast striking Biscotasing dike swarm (Lavigne et al – 2012).

The principal regional structure is the Ridout Deformation Zone (RDZ). The RDZ extends east-west for approximately 120 kilometers. Although not fully understood, this deformation zone consists of multiple, anastomosing high-strain zones reflected by a dominant penetrative foliation about un-deformed autochons, and shows a dextral component. The RDZ marks the northern boundary between the Kenogamissi (tonalite /diorite) granitoid complex and CIC for approximately 35 kilometers. The Mesomikenda Lake Fault is another major structure, trending north-south over 200 kilometers. This deep-seated structure cross-cuts and thinly squeezes the CIC, which takes on an hourglass shape. The supracrustal rocks have undergone lower greenschist

The newly discovered Côté Gold Project (IAMGOLD) has an indicated mineral resource of 269,000,000 tonnes grading 0.88 g/t Au (7.61 Moz) and is hosted in the Chester Intrusive Complex in a series of altered and mineralized intrusives and intrusive breccias.

Elsewhere in the Swayze belt, approximately 980,000 tons of gold-silver ore have been mined to date from seven deposits (Joburke, Jerome, Tionaga, Kingbridge-Gomak, Halcrow-Swayze, Young-Shannon, Lawrence). The largest production has been from the Joburke and Jerome Mines, The Joburke Mine yielded 632,292 tons grading 0.10 oz gold per ton (1973-75,1971-81),

while the Jerome Mine produced some 56,893 oz Au and 15,114 oz Ag from 335,060 tons of ore (1938-1951) averaging 0.71 opt Au and 0.05 opt Ag (Coates – 2013).

Figure 3 – Regional Geology - Swayze Greenstone Belt in Abitibi Sub-Province

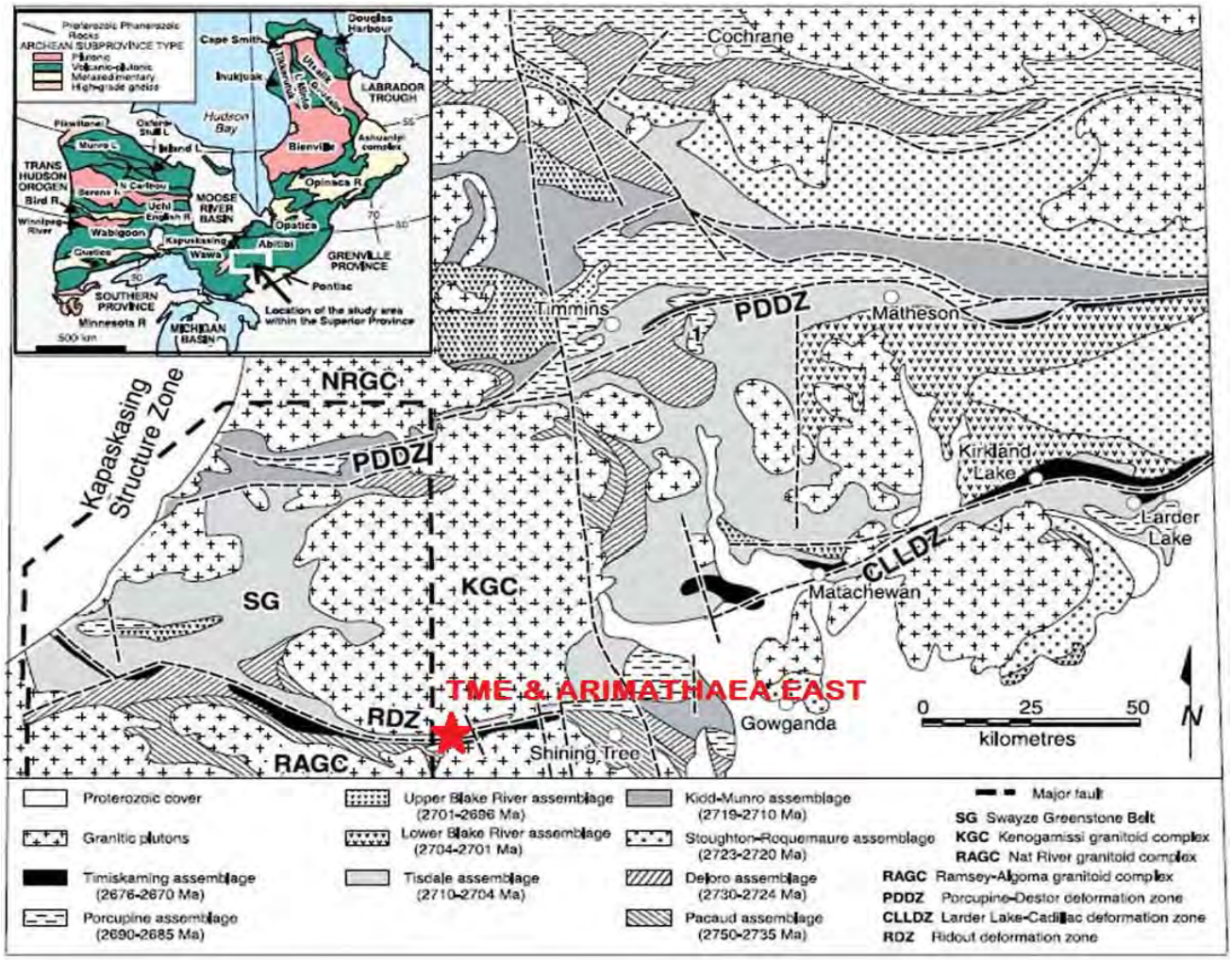

6.0) Property Geological Setting

The rocks underlying the TME and Arimathaea East Property area are characteristic of the Chester Intrusive Complex (CIC) of the Pacaud Assemblage (Figure 3B). The property geology is consistent with the lithological rock type characteristics compiled by Berger (2011) and Siragusa (1983). Felsic to intermediate intrusive of the CIC account for 70% of the underlying rock types in both project areas, with granodiorite and tonalite being the principal rock types. They are part of an extensive intrusive complex that extends east-west for approximately 24.5 kilometers. Both older and younger gabbro intrusive and equivalent iron-rich tholeiitic basalts account for 25% of the supracrustal rocks. Andesitic rocks are conspicuously absent. The mafic metavolcanics consist of massive very fine to fine-grained flows (may be in part evolved from

gabbro feeders). Clastic metasediments in the form of Timiskaming Sediments account for 5% of the underlying rocks, forming a 6.5 kilometer long stratigraphic section marking the northern mafic metavolcanics contact and the CIC to the south. This erosional and depositional conformity represents approximately a 55 to 66 My gap between the CIC and the overlying mafic metavolcanics. Felsic metavolcanics (1%) have been recognized in the northwestern part of both project areas and represent their most eastern extent. The remaining <1% part of the property is underlain by north to northwest trending Matachewan diabase dykes. The rocks underlying the property have undergone lower greenschist metamorphism.

The Ridout Deformation Zone (RDZ) is the most extensive regional structural boundary, extending east-west for approximately the length of both project areas for approximately 10 kilometers, as part of a 120 km regional strike length. The RDZ forms a series of anastomosing ductile dextral shear zones, and is up to 300 meters wide. It has largely overprinted the mafic metavolcanics stratigraphy, and to a lesser degree the Timiskaming Sediments and the Chester Intrusive Complex. There are un-deformed domains within the RDZ. The Kenogamissi granitoid complex marks the approximate contact to the northern margin of the RDZ. It has been described as a moderately to steeply east-northeast to northeast plunging regional sequences, characterized by tight isoclinal folds.

The newly discovered Côté Gold Project (IAMGOLD) is the principal gold resource in the area, with an indicated mineral resource of 269,000,000 tonnes grading 0.88 g/t Au (7.61 Moz).

7.0) Deposit Types

The Swayze area is part of the Abitibi Subprovince, which extends from northwest Quebec to central Ontario and hosts a diverse array of precious and base metal deposits. Major breaks such as the Larder Lake-Cadillac and Destor-Porcupine Break host the majority of gold deposits (over 200 million oz of gold) in the Abitibi Subprovince. There are two distinct styles of gold mineralization; 1) orogenic lode-gold greenstone hosted mesothermal gold, and 2) intrusive-related ‘porphyry’ disseminated style. The latter are synvolcanic, showing similarities to multiple intrusive related to gold mineralization with a mesothermal overprint, such as the Lebel alkali syenite intrusive in Kirkland Lake and the Chester Intrusive Complex at Côté Gold Deposit

The potential of gold mineralization on both properties fit more the orogenic style, but both these styles of mineralization are present. The presence of a recessive east-west, linear, brittle-ductile shear structures between the more brittle CIC and relatively more ductile altered mafic metavolcanics and Timiskaming Sediments at their contacts is conducive to the orogenic model. Lode-gold quartz vein and wallrock replacement in shear environment (e.g. RDZ and their splays) are characteristic in most mining camps in the Canadian Shield.

Figure 4 - Regional Geology of Cote East Block (TME & Arimathaea East Projects) – after Berger (2011)

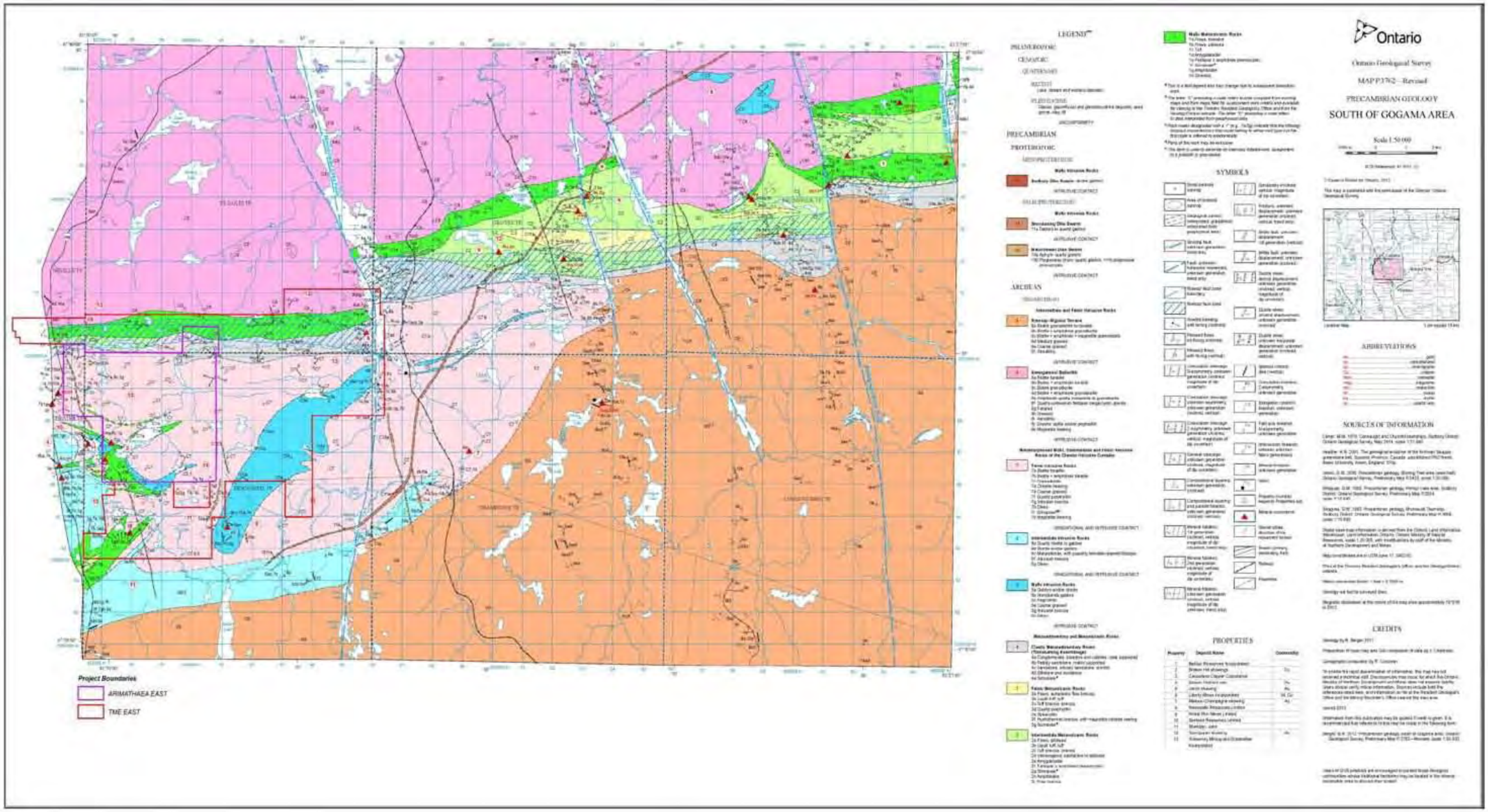

8.0) Summary of 2015 Surface Exploration Program

8.1) B-Horizon and Humus Orientation Surveys

A B-horizon and a B-horizon/humus orientation survey was initiated in two separate areas of the TME/Arimathaea East Property;

1) B-horizon in the northeast part of the property near Minisinakwa Lake (Jarvis Showing Area)
2) B-horizon and humus orientation survey on L110+00E on Errington Grid

A B-horizon survey was completed by a one to three person Trelawney crew in the northeast part of the TME East Property, located west of Minisinakwa Lake over the Jarvis Showing (Table 7). The survey was completed between May 24th and 25th, 2015 and encompassed a 0.13 square kilometers. This purpose of the survey is to verify gold dispersion in soils over the Jarvis Showing area and along strike. The B-horizon soil survey covered a total of 0.975 GPS-oriented line kilometers on three (3) GPS survey lines at 200 meter line spacing (Appendix 1). Sample stations/sites are located using a GPS and compass survey (Garmin GPSMAP 62S) with sample points established every 12.5 meters in the showing area and 25 meters north and south from the showing area. A total of 56 B-horizon samples were collected, including two duplicate samples. Accuracy of the GPS unit is approximately 3 to 6 meters. The UTM coordinate reference system used in the sampling program was Nad 83 in Zone 17.

B-horizon is well developed in this area over silty and clay soils, with local silty-sandy soils. The soil sampler would navigate to planned sample locations and take a B-horizon soil sample. The samplers took a B-horizon soil sample with a steel Dutch auger with sample depth ranging from 5 to 57 cm, with deeper samples in clay-rich soils up to 75 cm. The samples were then hand sifted to clear unwanted organic matter and pebbles, and placed in a brown envelope soil sample bag. The typical color of the B-horizon varies from light to rich-rusty brown and medium brown. As a result of poor development of B-horizon locally in low-lying swampy areas, a limited number of clay-rich humus samples (JV-36 and 37) were collected. The exact location of the sample was recorded on the GPS and later imported to Arc GIS to be mapped. Detailed sample notes were taken at each site (depth, soil type, vegetation etc.) and are presented in Appendix 1. The sample location was flagged with the corresponding sample number written on the flagging tape. Sample locations (coordinates) were downloaded into the computer and stored in a database with all corresponding notes. The samples were allowed to dry prior to shipping to the lab for analysis.

Both a B-horizon and humus sample orientation survey was completed on L110+00E on the Errington Grid, covering the strongest IP chargeability response within the Ridout Deformation Zone A three person crew carried out their respective B-horizon and humus sampling orientation survey simultaneously on June 21, 2015. A total of 32 samples were collected each on B-horizon and humus along Line 110+00E on the Errington

Grid. Samples were taken every 12.5 meters along the GPS grid line from station 109+00N to station 105+00 N. The UTM coordinate reference system used in the sampling program was Nad 83 in Zone 17.

B-horizon is well developed in this area over clay and silty soils. The soil sampler would navigate to planned sample locations and take a B-horizon soil sample. The samplers took a B-horizon soil sample with a steel Dutch auger with sample depth ranging from 12 to 45 cm. The samples were then hand sifted to clear the organic matter and pebbles, and placed in a brown envelope soil sample bag. The typical color of the B-horizon varies from dark to rusty brown. The exact location of the sample was recorded on the GPS and later imported to Arc GIS to be mapped. Detailed sample notes were taken at each site (depth, soil type, vegetation etc.) and are presented in Appendix 2. Sample locations (coordinates) were downloaded into the computer and stored in a database with all corresponding notes. The samples were allowed to dry prior to shipping to the lab for analysis.

A humus sample was collected in the same location and manner along L110+00E, as previously described above with the B-horizon. A soil sampler would navigate to planned sample locations and take a humus horizon soil sample. The samplers took a humus soil sample to a depth varying 2 to 9 cm. Humus layer thickness ranges from 1 to 8 mm in thickness and is not very well developed. A spade and shovel was used to peel away the surface organics and expose the black colored humus layer below the organic layer. A sample was collected and hand sifted to clear unwanted organics, such as twigs, bark, as well as pebbles, and placed into a labeled brown enveloped soil sample bag. The typical color of the humus horizon varies from brown to black. As a result of poor development of humus, there is an influence of the A-horizon in some of the samples. The exact location of the sample was recorded on the GPS and later imported to Arc GIS to be mapped. Detailed sample notes were taken at each site (depth, soil type, vegetation etc.) and are presented in Appendix 2. Sample locations (coordinates) were downloaded into the computer and stored in a database with all corresponding notes. The samples were allowed to dry prior to shipping to the lab for analysis.

Table 7 – Trelawney Soil Sampling Personnel

Person	Area	Job Description	Domicile
Stephen Roach	L110+00E	Senior Geologist	Ottawa, Ontario
Andrew Shea	Jarvis Showing/L110+00E	Junior Geologist	Sudbury, Ontario
Kevin MacDougall	Jarvis Showing	Geotech Soil Sampler	Toronto, Ontario
Nick Dore	Jarvis Showing	Geotech Soil Sampler	Toronto, Ontario
Percy Clark	L110+00E	Geotech Soil Sampler	Thunder Bay, Ontario

8.2) Humus Sampling

Between September 22 and October 1, 2015, *Exsics Exploration Ltd (P.O Box 1880, Timmins, Ontario P4N 7X1*) conducted a regional humus soil sampling surface exploration program on behalf of Trelawney Mining and Exploration Inc. The survey area encompasses a 1.62 square kilometer area, located north of Benneweis Creek. The 2015 surface exploration program was designed to enhance IP chargeability / resistivity targets and airborne magnetic low breaks in recessive areas on the Errington Grid.

A total of 8.55 GPS-oriented line kilometers of humus sampling was completed over the northern part of the Errington Grid as a systematic survey, both over a grid (400 meter wide cut lines) and with GPS oriented survey lines established every 200 meters as in-fill lines between the cut grid lines (Appendix 3). The second area covered by the humus survey is located in the southeastern part of the Errington grid. The survey was performed on the grid lines at 400 meter spacing from L118+00E to L106+00E. Sample stations/sites are located using a GPS and compass survey (Garmin GPSMAP 62S) with sample points established every 12.5 meters on the northern part of the grid and 12.5 to 25 meters on the southeastern part of the grid. A total of 775 humus samples were collected in two separate areas. Accuracy of the GPS unit is approximately 3 to 6 meters. The UTM coordinate reference system used in the sampling program was Nad 83 in Zone 17.

Exsics Exploration provided a four person soil survey contract crew (Table 8). A soil sampler would navigate to planned sample locations and take a humus horizon soil sample. The samplers took a humus soil sample to a depth varying 2 to 9 cm. Humus layer thickness ranges from 1 to 8 mm in thickness and is not very well developed. A spade and shovel was used to peel away the surface organics and expose the black colored humus layer below the organic layer. A sample was collected and hand sifted to clear unwanted organics, such as twigs, bark, as well as pebbles, and placed into a labeled white spun-bonded polypropylene olefin fabric sample bag. The typical color of the humus horizon varies from brown and black. As a result of poor development of humus, there is an influence of the A-horizon in some of the samples. Locally in low-lying swampy areas, humus samples are generally organic-rich. The exact location of the sample was recorded on the GPS and later imported to Arc GIS to be mapped. Detailed sample notes were taken at each site (depth, soil type, vegetation etc.) and are presented in Appendix 3. The sample location was flagged with the corresponding station number written on the flagging tape. Sample locations (coordinates) were downloaded into the computer and stored in a database with all corresponding notes. The samples were allowed to dry prior to shipping to the lab for analysis.

Table 8 – Exsics Exploration Soil Sampling Personnel on Errington Grid

Person	Job Description	Domicile
James Francoeur	Chief Sampling Geotech	Timmins, Ontario
Richard Bradshaw	Geotech Soil Sampler	Timmins, Ontario
D.J. Gibson	Geotech Soil Sampler	Timmins, Ontario
Austin Chamberlain	Geotech Soil Sampler	Timmins, Ontario

The following is presented in the appendices at the back of this report:

Appendix 1 – 2015 Field Sample Descriptions of B-horizon and Sample Location Sites on Jarvis Showing Area

Appendix 2 – 2015 Field Sample Descriptions of B-Horizon and Humus Orientation Survey and Sample Location Sites on Line 100+00E

Appendix 3 - 2015 Field Sample Descriptions of Humus Samples and Sample Location Sites on the Errington Grid

Appendix 4 – 2015 Activation Laboratories (Actlabs) Assay/Geochemical Certificates

Appendix 5 – Geochemical Contour Gold and Bubble Plot Maps of Gold, Arsenic, Copper, Zinc, Lead, and Sulfur at 1:5,000 Scale

9.0) Analytical Quality Control and Quality Assurance

An aggregate total of 895 samples were collected and analyzed from both the B-horizon and humus sample programs. Samples were analyzed by Activation Laboratories (1010 Lorne Street, Unit West 4, Sudbury, Ontario *P3C 4R9*).

All samples were bagged, and secured with security twist tags in rice bags. The samples were personally delivered by Trelawney Mining and Exploration personnel to Actlabs in Sudbury. All samples were analyzed for gold by fire assay/AA and SGS carried out a 37 element ICP-0ES and ICP-MS rock package. All methods used, analyses, and detection limits are on hand in the form of assay certificates provided in Appendix 2.

Activation Laboratories (Actlabs) is accredited by the Standards Council of Canada for accredited methods. Sample preparation, analytical and quality control procedures employed are mutually similar in procedure and are as follows:

9.1) Sample Preparation

Once the samples have been received, they are entered into a Laboratory Information Management System (LIMS) and given an internal sample control number. The samples are then checked for dryness prior to any sample preparation and dried if needed at 60ºC.. The samples are sieved through -80 mesh. Silica cleaning between each sample is also performed to prevent any cross contamination. Random screen analysis is performed daily to check for attainable mesh size.

9.2) Gold Analyses

A fire assay with an atomic absorption finish was used for gold analyses. All Au analysis is performed at a 30g charge by fire assay using lead collection with a silver inquart. The beads are then digested and an atomic absorption finish is used. The detection limit is 5 ppb

9.3) Multi Scan Analyses

Multi scan analysis (37 element) was performed using a near total to total four acid digestion (hydrochloric, nitric, perchloric, hydrofluoric). It is then analyzed by ICP-OES and ICP-MS method. Detection limits are outlined in the assay certificates in Appendix 2.

9.4) Laboratory and Company Quality Control / Quality Assurance (QC/QA)

Certified standard and blank assays are usually run for each rack of samples. A non-reproducible check assay are an indication of nugget problems within the sample and both laboratories recommend that further analysis be performed to generate a better representation of the sample.

All standards run are graphed to monitor the performance of the laboratory. Actlabs warning limit is 2 times the standard deviation and our control limit is 3 times the standard deviation. Any work order with a standard running outside the warning limit will have selected re-assays performed, and any work order with a standard running outside the control limit will have the entire batch of samples re-analysed.

All QC/QA data run with each work order is kept with the clients file. If desired, the client may have all the blanks and certified standards reported on a certificate to correspond to the client's samples. All quality control graphs are available upon request.

The laboratory also keeps daily log books for the sample throughput. These logs record all information pertaining to; 1) who performed the analysis, 2) when the analysis was done, 3) how the analysis was performed, and 4) what other sample were analyzed at the same time. This is done to help eliminate the possibility of misrepresentation and cross-contamination of the client's samples.

Actlabs instruments are calibrated using ISO traceable calibration standards and our quality control standards are created from separate stock solutions. Their instruments are directly tied to their quality control program eliminating the need for manual data entry, hence, reducing human error.

A human error occurred when an Actlabs employee used 'dirty' crucibles in one of the batches (A15-8570), which resulted in extremely high scattered gold values (up to 852 ppb), resulting in localized sample points. As a result of this error, re-assay of the higher gold values were not verified and subsequently samples >10 ppb Au were re-

assayed for this batch. A R-coefficient linear plot shows a very weak linear relationship between the original (5 ppb to 28 ppb Au) and re-assays, excluding the extremely high gold results. A R-value of 0.46 is returned when comparing the more similar results

Figure 5 - R-Coefficient Linear Plot of Original and Re-assay Gold Values for A15-8570

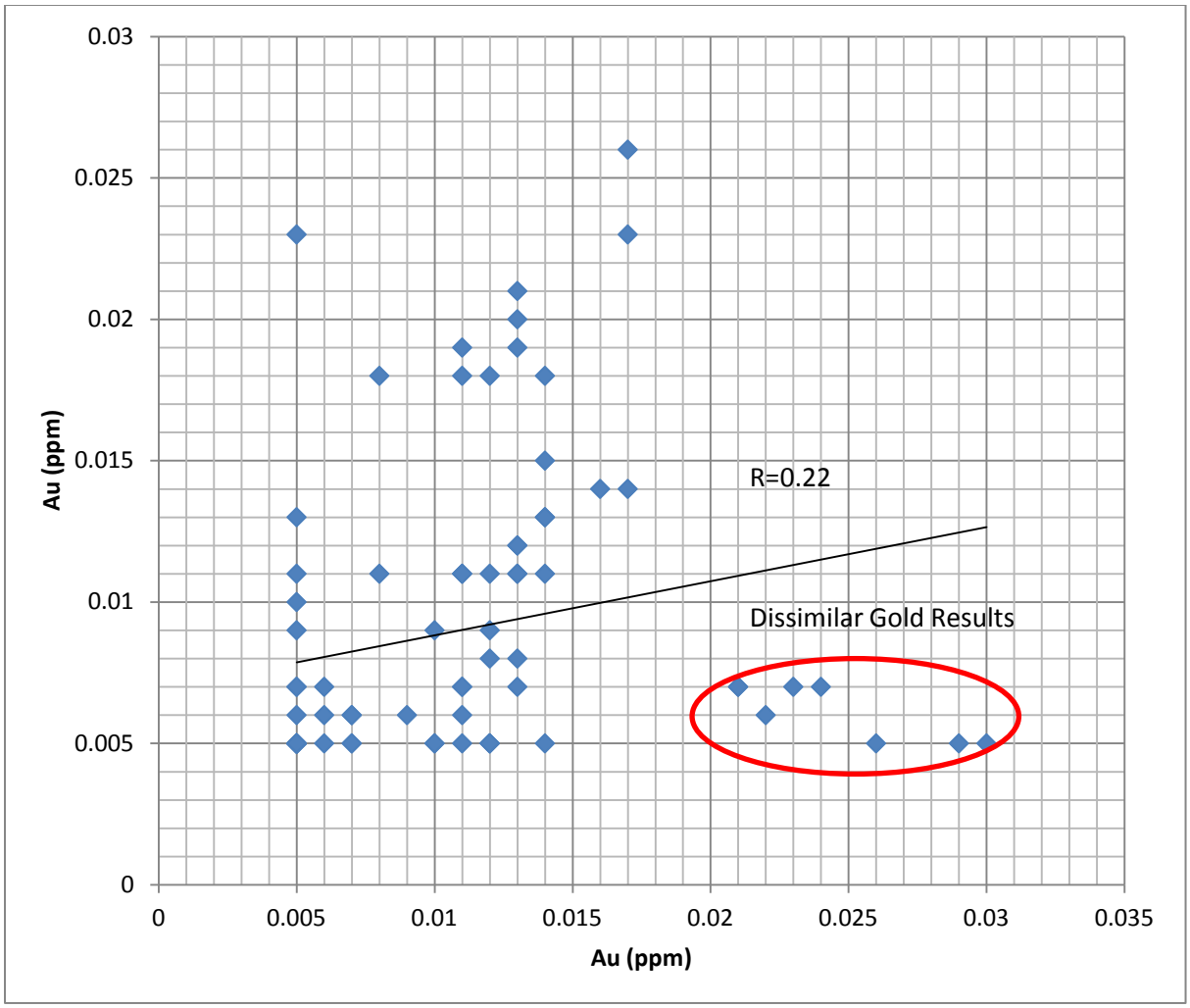

A R-coefficient linear plot shows a moderate linear relationship between the original (5 ppb to 14 ppb Au) and re-assays (Figure 6).

Figure 6 - R-Coefficient Linear Plot of Original and Re-assay Gold Values for A15-8437

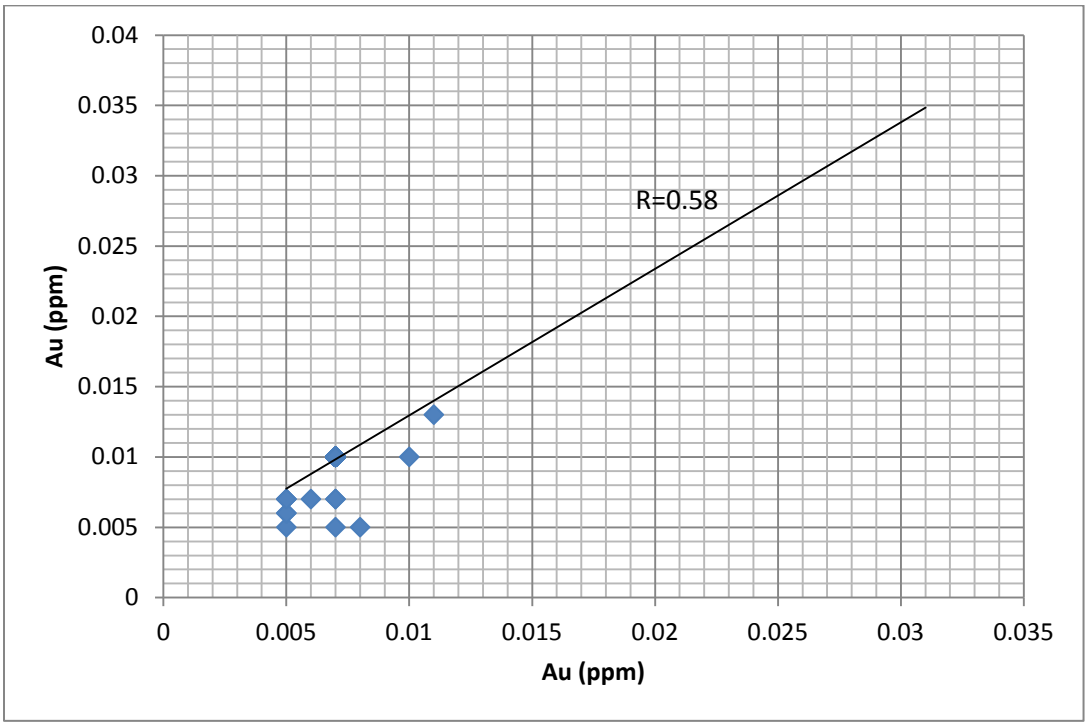

10.0) Discussion of Results from 2015 Humus & B-Horizon Soil Exploration Program

The 2015 soil sampling program was designed as a follow-up to favorable ground IP chargeability/resistivity responses and geological targets in three areas of the TME/Arimathaea East Property. The results from the humus soil survey outlined several gold anomalies, particularly over the main northern part of the Errington Grid. The anomalies are associated with variable high and low magnetic features.

10.1) Errington Grid (Main Northern Sector)

The mean average of gold is 5.5 ppb Au with a geometric mean of 4.7 ppb Au and a standard deviation of 4.25 ppb (Table 9). Statistical results of both gold and other pathfinder elements are compatible to the progressive color ramp contour map and bubble plot illustrations presented in Appendix 5. Statistical analyses of pathfinders are also presented in Table 9.

Table 9 - Statistical Analyses of Humus for Gold & Pathfinders on Main Errington Grid

	N	X (ppm)	μ (ppm)	o (ppm)	Range (ppm)	Median (ppm)
Au	700	5.6 ppb	4.6 ppb	4.25 ppb	<5 to 42 ppb	5 ppb
As	700	2.4	1.8	3.1	<2 to 60	1
Cu	700	24.7	20.5	15.7	3 to 87	12
Zn	700	32.4	26.4	24.1	6 to 227	4
Pb	700	49.2	42.8	24.4	4 to 178	5
S	700	0.12%	0.11%	0.08%	0.04% to 0.59%	0.02%
Te	700	1.7	1.8	1.3	< 1 to 7	2

N = Number of Samples μ = Geometric Mean

X = Sample Mean o = Standard Deviation

Sample descriptions are presented in Appendix 2 to 3 and gold and ICP geochemistry assay certificates from Actlabs in Appendix 4. The following is a synopsis of the more significant interpreted gold anomalies and their pathfinders. A number of geochemical bubble maps depicting gold (Au), arsenic (As), copper (Cu), zinc (Zn), lead (Pb), and sulfur (S) and a gold contour map are presented at a scale of 1:5,000 in Appendix 5.

Anomaly A

This gold anomaly is located in the central part of the soil survey area (Appendix 5). It forms an arcuate shaped fold anomaly converging and centering itself on L100+00E. The north limb of the anomaly extends in an east-west direct for 1000 meters, from L98+00E and L108+00E. The south limb of the Anomaly A extends for approximately 800 meters from L98+00E to L106+00E. Anomaly B may be considered the easterly extension of the northern limb of this gold anomaly. Samples were taken north of an open pond/swamp edge on high, flat ground with a mixture of black spruce and birch. .

Values from 10-12 ppb to 26 ppb gold are typical of this extensive east-west trending anomaly The gold dispersion anomaly is intermittently widespread over 100 meters with gold values between 14 ppb and 21 ppb on Line 100+00E. There is a moderate correlation between Au-Cu-Pb-As with strongly anomalous As values up to 60 ppm on Line 100+00E (Table 10). R-coefficient linears of the pathfinders exhibit a variety of strong correlations, as depicted in Table 10 with Cu-As (0.85), Cu-Pb (-0.80), Zn-Te (0.80), and Pb-As (-0.73). This humus gold anomaly on Line 100+00E directly corresponds to:

1) Strong IP chargeability response with direct strong resistivity low
2) Strong northwest airborne magnetic low break

3) Structural strike extension from 8.05 meter wide drill hole intercept (BEN15-07) hosted in arsenopyrite-bearing quartz stockwork

It underlies an area of thick and deformed mafic metavolcanics within the Ridout Deformation Zone.

Table 10 – Line 100+00E Anomaly R-Coefficient Linear Correlations in Humus for Gold & Pathfinders

	Au	As	Cu	Zn	Pb	S	Te
Au	-	0.44	0.56	0.20	0.55	0.30	<0.01
As	0.44	-	0.85	<0.01	-0.73	-0.49	-0.17
Cu	0.56	0.85	-	0.07	-0.80	-0.76	0.04
Zn	0.20	<0.01	0.07	-	-0.51	-0.21	0.80
Pb	0.55	-0.73	-0.80	-0.51	-	-0.52	-0.38
S	0.30	-0.49	-0.76	-0.21	-0.52	-	-0.38
Te	<0.01	-0.17	0.04	0.80	-0.38	-0.38	-

Anomaly B

This tight linear dispersion gold anomaly is located in the eastern part of the humus survey area on the Errington Grid (Appendix 5). As reported above, this gold anomaly may be the eastern extension of Anomaly A. It trends east-west for 1.5 kilometers and remains open to the east. The western part of this anomalous zone is spatially associated with the eastern extent of Anomaly A. Samples taken along this anomalous area underlies a largely flat-lying area with boulder glacial till in a mixed black spruce with poplar mix forestation. There is little in the way of outcrop exposure.

This gold anomaly returned the highest gold value of the survey with 42 ppb with golds ranging 11 ppb to 42 ppb. There is very poor correlation between Au and the principal pathfinders with very weak Au-As (0.17) and Au-Cu (0.25). The remaining pathfinders of Pb, S, Te, and Zn have R-values <0.10 within this anomalous trend with no notable anomalous values in all the pathfinders. The anomalous gold trend underlies the mafic metavolcanics within the northern margin of the Ridout Deformation Zone and is north of the three prominent chargeable IP zones.

Anomaly C

This gold anomaly is located in the south-most part in the central-eastern part of the survey area (Appendix 5). The extent of the gold anomaly is unknown, but it has been outlined for at least 200 meters between L108+00E and L106+00E. Samples taken along this anomalous area underlies a largely flat-lying area with boulder glacial till in a mixed black spruce with poplar mix forestation. There is intermittent outcrop exposure.

Gold values returned in this anomalous area ranges from 13 ppb to 29 ppb. There is very poor correlation with all the pathfinders with no anomalous results in As, Cu, Pb, S, Te, and Zn. The gold trend coincides with a recently discovered barren quartz stockwork zone within the CIC, which strikes for approximately 600 meters. Samples from the quartz stockwork did not return any significant gold and pathfinder values.

Anomaly D

This weakly anomalous area is a series of east-west trending gold anomalies located in the eastern most part of the humus survey area, covering an area from L118+00E to L112+00E (Appendix 5). They vary from 200 meters to 600 meters long. Samples taken along this anomalous area underlies a largely flat-lying area with boulder glacial till in a mixed black spruce with poplar mix forestation and local alder swamp. There is intermittent outcrop exposure.

A series of four east-west trending gold anomalies typically return 10 ppb and 15 ppb Au with no significant anomalous corresponding pathfinders. These weakly anomalous trends are spatially associated within the Timiskaming Sediments and its contact with the mafic metavolcanics.

Pathfinder Anomalies

There are two most notable pathfinder trends with the first one being Au-As and the second one being Zn-Pb-S-(Cu-Te). A summary of the pathfinder elements is presented in Table 11.

The first notable association is located in the central part of the property and is centered on L 100+00 E. There is a direct association between Au-As with a weak to moderate correlation (R=0.39) and has been discussed in Anomaly A.

The second strong association is located in the northwestern part of the humus survey area, between L90+00E to L92+00E. Strongly anomalous S values between 0.34% and 0.59% are marginal to IP chargeability zone ER-02. Zn (71 ppm)-Pb (36 ppm)-Cu (47 ppm)-Te (3) values are weakly to moderately anomalous in this area. Stronger anomalous Zn-Pb values extend west to L82+00E and are directly associated with ER-01 and ER-02. There is a very strong linear correlation between Zn-Pb (R=0.98), Zn-S and Pb-S (R=0.96), with a moderate to strong correlation between Cu-S (R= -0.67) and Te-S (R=0.615) between both lines.

Table 11 – Summary of Pathfinder Anomalies

Pathfinder	Association	Line Range	Length (m)	Anomalous Range (ppm)	IP Chargeability Zone
As	Direct Au	100+00E		29 - 60	ER-01 to 03 Flexure
Cu	Marginal to Au-As anomaly	102+00E		49 - 62	ER-01 to 03 Flexure
Pb	Te	82+00E – 88+00E	600	52 - 140	ER-02
	Strong Zn-Pb-S-(Cu-Te) on L92+00E-L94+00E	82+00E - 94+00E	1200	67 - 130	ER-01 & 02
	Marginal to Au-As anomaly	98+00 – 102+00E	400	67 - 120	ER-01 to 03 Flexure
	Zn on east end	106+00E – 110+00E	400	90 - 106	ER-02
S	Strong Zn-Pb-(Cu-Te)	92+00E – 94+00E	200	0.34% – 0.59%	North margin of ER-02
Te	Moderate S-(Cu-Zn-Pb) on L92+00E-L94+00E	84+00E – 94+00E	1000	5 - 7	ER-01 & 02
	Direct Au-As anomaly	100+00E		4 - 7	Direct ER-01
	None	106+00E – 114+00E	800	3 - 5	ER-01
Zn	Strong Pb-S-(Cu-Te)	90+00E – 92+00E	200	81 - 165	ER-01 & 02
	Pb on west end	108+00E – 116+00E	800	55 - 227	ER-02

10.2) Errington Grid (Southeast Sector)

The analyses of the gold in humus mean average of gold is 7.6 ppb Au with a geometric mean of 6.2 ppb Au and a standard deviation of 5.1 ppb (Table 12). Statistical results of gold are presented as both a contour map and bubble plot in Appendix 5. Statistical analyses of pathfinders are also presented in Table 12. There is very weak to weak correlation between Au and its pathfinders.

Table 12 - Statistical Analyses of Humus for Gold & Pathfinders in the Southeastern Sector of the Errington Grid

	N	X (ppm)	μ (ppm)	o (ppm)	Range (ppm)	Median (ppm)
Au	75	7.6 ppb	6.2 ppb	5.1 ppb	<5 to 28 ppb	7 ppb
As	75	3.1	2.0	4.6	<2 to 35	2
Cu	75	22.0	16.7	22.6	2 to 146	14
Zn	75	39.2	33.4	25.0	12 to 136	30
Pb	75	51.8	45.6	21.0	5 to 104	21
S	75	0.13%	0.11%	0.08%	<0.01% to 0.43%	0.08%
Te	75	1.8	1.4	1.15	< 1 to 5	1.15

N = Number of Samples μ = Geometric Mean

X = Sample Mean o = Standard Deviation

Sample descriptions and a sample location station map are presented in Appendix 1 and gold and ICP geochemistry assay certificates from Actlabs in Appendix 4. The following is a synopsis of the more significant interpreted gold anomalies and their pathfinders. A number of geochemical bubble maps depicting gold (Au), arsenic (As), copper (Cu), zinc (Zn), lead (Pb), and sulfur (S) and a gold contour map are presented at a scale of 1:5,000 in Appendix 5.

There is only one gold anomaly and it is located on the northern part of the survey area between L106+00E and L114+00E (Appendix 5). This linear anomaly trends east-west for approximately 800 meters. Four anomalous gold values between 13 ppb and 28 ppb Au were returned with associated Cu (52 to 146 ppm), Pb (58-89 ppm), Zn (101-136 ppm) and an As value of 16 ppm on L106+00E. It corresponds to a linear airborne magnetic break, near a recessive feature.

Anomalous values of Cu (52 to 105 ppm), Pb (81-104 ppm), Te (5 ppm), and S (0.35%-0.46%) are coincidental to another east-west airborne magnetic break south of the above described Au-Cu-Pb-Zn-(As) anomaly.

10.3) Jarvis Showing Area (B-Horizon)

All the gold analyses from the B-Horizon samples returned < 5 ppb Au, with one sample returning 6 ppb Au. Statistical results of both gold and other pathfinder elements show very low values, particularly the pathfinders (Table 13).

Table 13 - Statistical Analyses for B-Horizon for Gold & Pathfinders in the Jarvis Showing Area

	N	X (ppm)	μ (ppm)	o (ppm)	Range (ppm)	Median (ppm)
Au	56	<5 ppb	<5 ppb	-	<5 to 6 ppb	<5 ppb
As	56	1.6	1.3	1.5	1 to 8	1
Cu	56	5.05	4.1	4.2	1 to 26	4
Zn	56	18.2	16.6	8.7	9 to 52	16
Pb	56	3.6	3.2	1.6	<1 to 8	4
S	56	0.02%	0.01%	0.01%	<0.01% to 0.09%	0.02%
Te	56	<1	<1	-	< 1 to 4	<1

N = Number of Samples μ = Geometric Mean

X = Sample Mean o = Standard Deviation

11.0) Conclusions

The results from the humus and B-horizon orientation survey were successful in designing what medium should be collected for a more extensive soil survey. The humus soil survey on the Errington Grid is the only area that successfully provided a number of gold anomalies in the soil. A total of four gold anomalies (A to D) have been outlined on the northern part of the survey grid and one gold anomaly (E) located in the southeastern part of the grid. They vary in length from 200 meters to 1500 meters long, generally forming as tight linear gold anomalies with a localized wider dispersion of anomalous gold on the central part of the northern grid area. They are directly associated and marginal to a series of three IP chargeability zones with both high and low airborne magnetic responses within the mafic metavolcanics. The most favorable gold response is located in the central part of the soil survey area, and forms an arcuate shaped fold anomaly converging and centering itself on L100+00E. . Moderately anomalous gold values from 14 ppb to 21 ppb Au are intermittently spread over 100 meters. The respective north and south limbs extend east-west for 1000 meters and 800 meters. There is a moderate correlation between Au and Cu-Pb-As with strongly anomalous As values up to 60 ppm on L

100+00E. There is a direct and very strong correlation among Cu-As-Pb and Zn-Te. This humus gold anomaly on Line 100+00E directly corresponds to:

1) Strong arsenic anomaly up to 60 ppm As
2) Strong IP chargeability response with direct strong resistivity low
3) Strong northwest airborne magnetic low break
4) Structural flexure and strike extension from 8.05 meter wide drill hole intercept (BEN15-07) hosted in arsenopyrite-bearing quartz stockwork

In the northwestern part of the humus survey area on the main northern Errington Grid, strongly anomalous S values were returned over 200 meters with strong correlation among S-Zn-Pb and moderate to strong S-Cu-Te. This anomalous area is marginal to one or two of the IP chargeability zones within the mafic metavolcanics of the RDZ.

The gold and pathfinder results did not return any anomalous values in the Jarvis Showing area.

12.0) Recommendations

Additional follow-up exploration work is recommended in the central part of the main northern part of the Errington Grid, between L 98+00E and 104+00E. This underlies an area where there is a direct correspondence of;

5) Strong coincidental gold-arsenic anomaly
6) Strong IP chargeability response with direct strong resistivity low
7) Strong northwest airborne magnetic low break
8) Structural flexure and strike extension from 8.05 meter wide drill hole intercept (BEN15-07) hosted in arsenopyrite-bearing quartz stockwork

More detailed humus sampling and in-fill mapping with follow-up prospecting is strongly recommended. The results is program would provide and refine areas for further diamond drilling

A thorough interpretative compilation is recommended and warranted before any future exploration is considered in this grid area due to the lack of significant gold results from the drill program. The compilation will consider….

1) Favorable geology, structure, and anomalous gold in soil associated with a wider berth of arsenopyrite mineralization in a weak quartz stockwork located along strike in the western part of the drill program. The QTSW is open along strike to the west.
2) Strong prospectivity vector to the west with anomalous gold values up to 0.59 g/t Au over 0.55 meters over a wider berth of arsenopyrite mineralization in drill-hole BEN15-07.
3) Regional and complex, very strong magnetic linear breaks/splays which suggest broad areas of magnetite destruction within the RDZ.

13.0) References

Roach, S.N. (2015)

Assessment Report on 2015 Drilling Program on the TME/Arimathaea East Property, Porcupine Mining Division, Northeast Ontario, NTS 42P SW & SE – pp. 1 to 31.

Winter, L.D.S (2015)

Assessment Report on Induced Polarization (IP) Survey on the TME East Grid, Benneweis and St. Louis Townships, Sudbury District. pp 1-19

Coates, H.J. (2013)

43-101F Technical Report on the Chester, Neville/Potier, & Mollie River Properties, Porcupine Mining Division, Ontario, Canada for GoldON Resources Ltd. - pp 1-144.

Lavigne, J. and Roscoe, W.E. (2012)

43-101 Technical Report on the Côté Gold Project, Chester Township, Ontario, Canada for IAMGOLD Corporation - pp 1 to 207

Siemieniuk, S. (2012)

2011 Prospecting and Sampling Report on Newcastle Minerals Ltd Mollie River Property, Porcupine Mining Division, NTS 41P/12 (assessment report) - pp. 1 to 29

Berger, B. (2011)

Precambrian Geology Compilation South of Gogama Area; Ontario Geological Survey map P.3762 – Scale: 1:50,000

Anderson, S. (2010)

Work Report on the Mollie River Project West Block, Benneweis Township, Porcupine Mining Division, for Newcastle Minerals Ltd. (assessment report) - pp 1 to 15

Ayer, J.A. and Trowell, N.F. (2002)

Precambrian Geology Compilation of the Swayze Area, Abitibi Greenstone Belt; Ontario Geological Survey Map P.3571 – Scale: 1:100,000

Siragusa, G.M. (1993)

Precambrian Geology Parts of Benneweis and St. Louis Townships; Ontario Geological Survey Open File Map 208, Scale: 1:15,840

Siragusa, G.M. (1993)

Geology, Geochemistry, and Mineralization of the South Margin of the Swayze Belt; Ontario Geological Survey Open File Report 5844 – pp 1 to 144

Peters, R.E. (1981)

Geology Report on Benneweis Township Gogama Gold Prospect, District of Sudbury, Porcupine Mining Division, Ontario (assessment report) – pp 1 to 11

STATEMENT OF QUALIFICATIONS

I, Stephen Roach, of 47 Crantham Crescent, Stittsville, Ontario K2S 1R2, certify that;

1. I obtained a Bachelor degree in Geology from Concordia University in 1977. In addition, I attended Carleton University from 1981-83 in a Graduate Program.
2. I have worked as a geologist for more than 35 years since my graduation from university been in the practice of my profession as Exploration Geologist since 1977.
3. I am responsible for this report entitled, Report on 2015 B-Horizon and Humus Soil Program on the TME/Arimathaea East Property, Porcupine Mining Division, Northeastern Ontario (May 24, 2015 to October 1, 2015)
4. I have no beneficial interest, direct or indirect in the TME and Arimathaea East Property that is the subject of this report.

Dated May 30, 2016



Stephen Roach, B.Sc.

STATEMENT OF QUALIFICATIONS – ALAN SMITH

I, Alan Smith, do hereby certify that:

1. I have been the District Manager – Exploration for Trelawney Mining and Exploration Inc., a wholly-owned subsidiary of IAMGOLD, since February, 2013.

2. I graduated with an Honors Bachelor of Science Degree in Geology from the University of Western Ontario in 1984. I completed an M.Sc. Degree in Geology at the University of Western Ontario in 1987.

3. I am a practicing member in good standing with the Association of Professional Geoscientists of Ontario (Membership Number 0201). I am also a Member of the PDAC, CIM, and OPA.

4. I have worked as a Geologist for more than 32 years since graduation from University.

5. I am responsible for the supervision of this report entitled, Report on 2015 B-Horizon and Humus Soil Program on the TME/Arimathaea East Property, Porcupine Mining Division, Northeastern Ontario (May 24, 2015 to October 1, 2015) and have reviewed the contents of this assessment report.

6. I have been involved in the Trelawney Mining and Exploration Inc. Ontario Exploration program since February of 2013.

Dated May 30, 2016

Appendix 1 (2015 Field Sample Descriptions of B-Horizon and Sample Location Sites on Jarvis Showing Area)

TME East - Jarvis Showing Area B-Horizon Sample Descriptions

Sample ID	UTM N	UTM E	Date Taken	Sampled By	Horizon	Sample Depth (cm)	Colour	Material	Soil Maturity	Debris Presence	Moisture Content	Gradient and Direction	Terrain	Primary Foliage (in order of abundance)	Comments	Au_ppb
JV-001	5270924.2	445399.5579	May 24,2015	Andrew Shea	B	22-40	Med Brown	Clay	Well Developed	no organics in sample	Moderate	Flat	Forest	birch and black spruce		2.5
JV-002	5270899.71	445403.6147	May 24,2015	Andrew Shea	B	33-50	Med brown	Clay	Well Developed	no organics in sample	Moderate	Slight slope north	Forest	birch, white & black spruce		2.5
JV-003	5270876.17	445401.5146	May 24,2015	Andrew Shea	B	22-36	Med Brown	Clay	Well Developed	no organics in sample	Low	Flat	Forest	spruce & birch		2.5
JV-004	5270852.29	445399.7872	May 24,2015	Andrew Shea	B	15-27	Med Brown	Clay	Well Developed	roots in sample	Low	Slight slope north	Forest	poplar, spruce, birch		2.5
JV-005	5270825.18	445398.3305	May 24,2015	Andrew Shea	B	25-40	Med Brn to Rust brn	Clay	Well Developed	no organics in sample	Low	Slight slope to southeast	Forest	spruce & poplar		2.5
JV-006	5270799.04	445400.5672	May 24,2015	Andrew Shea	B	25-40	Rusty Brown	Clay	Well Developed	no organics in sample	Low	Slight slope to east	Forest	spruce	Hit boulder on first attempt, moved site less than 1m	2.5
JV-007	5270786.91	445402.1079	May 24,2015	Andrew Shea	B	20-35	Rusty Brown	Clay	Well Developed	no organics in sample	Low	Flat	Forest	poplar, spruce	flat forested terrain with boulders/erratics	2.5
JV-008	5270775.14	445401.4714	May 24,2015	Andrew Shea	B	20-35	Busty Brown	Clay	Well Developed	no organics in sample	Low	Moderate to south	Forest	spruce, birch & poplar	Taken at top of moderate topo gradient sloping south	2.5
JV-009	5270763.37	445399.7822	May 24,2015	Andrew Shea	B	32-45	Rusty Brown	Clay	Well Developed	no organics in sample	Low	Moderate to south	Forest	spruce, birch & poplar		2.5
JV-010	5270747.69	445400.613	May 24,2015	Andrew Shea	B	35-50	Med Brown	Clay	Well Developed	roots in sample	Low	Low to south	Forest	spruce & poplar		2.5 (2.5)
JV-011	5270737.93	445398.6418	May 24,2015	Andrew Shea	B	20-35	Med Brown	Clay	Well Developed	roots in sample	Low	Low to south	Forest	spruce & poplar	At base of slope to the south	2.5
JV-012	5270725.01	445400.7768	May 24,2015	Andrew Shea	B	35-40	Med Brown	Clay	Well Developed	roots in sample	Low	Flat	Forest	poplar & spruce		2.5
JV-013	5270712.44	445402.0878	May 24,2015	Andrew Shea	B	22-36	Rusty Brown	Clay	Well Developed	roots in sample	Low	Flat	Forest	spruce, poplar & birch		2.5
JV-014	5270699.11	445401.136	May 24,2015	Andrew Shea	B	25-40	Rusty Brown	Clay	Well Developed	roots in sample	Low	Flat	Forest	spruce & poplar		2.5
JV-015	5270674.45	445399.6269	May 24,2015	Andrew Shea	B	25-40	Med Brn to Rust brn	Silt	Well Developed	minor roots in sample	Low	Flat	Forest	spruce & poplar		2.5
JV-016	5270650.9	445398.9553	May 24,2015	Andrew Shea	B	25-40	Rusty Brown	Silt	Well Developed	minor roots in sample	Low	Low to south	Forest	poplar, spruce & birch		2.5
JV-017	5270625.86	445401.7288	May 24,2015	Andrew Shea	B	40-55	Med Brn to Rust brn	Clay	Well Developed	no organics in sample	Low	Low to west	Forest	spruce & poplar		2.5
JV-018	5270601.21	445399.543	May 24,2015	Andrew Shea	B	25-40	Rust Brown	Clay	Well Developed	roots in sample	Low	Low to southwest	Forest	spruce w/ some poplar		2.5
JV-019	5270912.11	445599.0033	May 24,2015	Andrew Shea	B	15-30	Dark Brown	Clay	Well Developed	minor roots in sample	Moderate	Flat	Forest	spruce, poplar & birch		5
JV-020	5270885.66	445598.6063	May 24,2015	Andrew Shea	B	25-40	Light Brown	Clay	Well Developed	minor organics in sample	High	Flat	Forest	spruce & birch	Saturated flat lying area w/ erratics	2.5
JV-021	5270885.66	445598.6063	May 24,2015	Andrew Shea	B	25-40	Light Brown	Clay	Well Developed	minor organics in sample	High	Flat	Forest	spruce & birch	Duplicate of JV-020	2.5
JV-022	5270863.21	445599.1489	May 24,2015	Andrew Shea	B	20-35	Rusty Brown	Clay	Well Developed	minor organics in sample	Moderate	Flat	Forest	spruce & birch		2.5
JV-023	5270836.53	445599.8024	May 24,2015	Andrew Shea	B	15-30	Rusty Brown	Clay	Well Developed	no organics in sample	Low	Flat	Forest	spruce & birch		2.5
JV-024	5270813.19	445599.0585	May 24,2015	Andrew Shea	B	35-50	Rusty Brown	Clay	Well Developed	no organics in sample	Low	Moderate to South	Forest	spruce & birch	Slope down to Lakshore, Sample located NW of Main Trench	2.5
JV-025	5270800.19	445599.0124	May 24,2015	Andrew Shea	B	22-37	Med Brown	Silt	Well Developed	minor roots in sample	Low	Moderate to south	Forest	spruce & cedar	Slope down to lakeshore	2.5 (2.5)
JV-026	5270794.44	445500.3055	May 24,2015	Andrew Shea	B	25-40	Med Brown	Clay	Well Developed	minor roots in sample	Low	Moderate to south	Forest	Spruce & Birch	Taken at top of moderate slope to the south	2.5
JV-027	5270781.1	445500.1057	May 24,2015	Andrew Shea	B	22-37	Rusty Brown	Clay	Well Developed	minor roots in sample	Low	Moderate-Steep to south	Forest	Spruce & Birch		2.5
JV-028	5270769.2	445501.4984	May 24,2015	Andrew Shea	B	25-40	Rusty Brown	Silt	Well Developed	no organics in sample	Low	Moderate E-SE to Lake	Forest	Spruce with some birch		2.5
JV-029	5270755.88	445499.87	May 24,2015	Andrew Shea	B	20-35	Rusty Brown	Silt	Well Developed	no organics in sample	Low	Low E to lake	Forest	Spruce with some birch		2.5
JV-030	5270744.1	445499.4592	May 24,2015	Andrew Shea	B	18-33	Rusty Brown	Silt	Immature	minor roots in sample	Low	Low to east	Forest	Spruce	Poor LFH and A horizon, both quite thin horizons	2.5
JV-031	5270730.66	445498.8825	May 24,2015	Andrew Shea	B	20-35	Med Brn to Rust brn	Fine Sand	Immature	no organics in sample	Low	Moderate to E-SE	Forest	Spruce with some birch		2.5
JV-032	5270718.2	445499.1422	May 24,2015	Andrew Shea	B	18-33	Rusty Brown	Clay	Well Developed	no organics in sample	Low	Low to east	Forest	Spruce with some birch		2.5
JV-033	5270705.41	445500.2258	May 24,2015	Andrew Shea	B	20-35	Med Brn to Rust brn	Clay	Well Developed	minor roots in sample	Low	Low to S-SE	Forest	spruce		2.5 (2.5)

TME East - Jarvis Showing Area B-Horizon Sample Descriptions

Sample ID	UTM N	UTM E	Date Taken	Sampled By	Horizon	Sample Depth (cm)	Colour	Material	Soil Maturity	Debris Presence	Moisture Content	Gradient and Direction	Terrain	Primary Foliage (in order of abundance)	Comments	Au_ppb
Sample ID	UTM N	UTM E	Date Taken	Sampled By	Horizon	Sample Depth (cm)	Colour	Material	Soil Maturity	Debris Presence	Moisture Content	Gradient and Direction	Terrain	Primary Foliage (in order of abundance)	Comments	Au_ppb
JV-034	5270686.9	445601.9414	May 24,2015	Andrew Shea	B	5 to 15	Dark Brown	Silt	Immature	minor roots in sample	Moderate	Moderate to south	Lakeshore	cedar & spruce	Forest proximal to Beaver pond, hit outcrop at 15cm, Horizons Lack thickness	147 (2.5)
JV-035	5270663.13	445600.3663	May 24,2015	Andrew Shea	B	40-55	Med Brown	Silt	Well Developed	some organics in sample	High	Low to south	Forest	spruce, cedar & jack pine		2.5
JV-036	5270637.46	445599.9014	May 24,2015	Andrew Shea		35-50	Med Brown	Clay	Not well developed	some organics in sample	High	Relatively flat, slight slope to S	Swamp	Cedar w/ some spruce and poplar	Edge of cedar swamp	2.5
JV-037	5270612.8	445598.7691	May 24,2015	Andrew Shea		60-75	Med Grey	Clay	No Horizon Structure	some organics in sample	High	Flat	Swamp	Cedar	Augered through organic layer in cedar swamp to homogeneous grey clay	2.5
JV-038	5270925.13	445800.9384	May 24,2015	Andrew Shea	B	5 to 20	Med Brown	Silt	Immature	minor roots in sample	Low	Flat	Forest	Spruce brush & Poplar	Very shallow A-B transition	2.5
JV-039	5270900.79	445800.9378	May 24,2015	Andrew Shea	B	20-35	Med Brown	Clay	Well Developed	no organics in sample	Low	Flat	Forest	Spruce		2.5
JV-040	5270874.45	445800.6931	May 24,2015	Andrew Shea	B	15-30	Rusty Brown	Clay	Well Developed	minor roots in sample	Low	Flat	Forest	Spruce + Poplar		5
JV-041	5270874.45	445800.6931	May 24,2015	Andrew Shea	B	15-30	Rusty Brown	Clay	Well Developed	minor roots in sample	Low	Flat	Forest	Spruce + Poplar	Duplicate if JV-040	2.5
JV-042	5270849.99	445800.9171	May 25,2015	Andrew Shea	B	20-35	Rust Brown	Clay	Well Developed	minor roots in sample	Low	Mild to south	Forest	Spruce & Birch		2.5
JV-043	5270824.98	445800.9855	May 25,2015	Andrew Shea	B	22-37	Rust Brown	Clay	Well Developed	minor roots in sample	Low	Steep south	Forest	Jack Pine, Spruce and Birch	Steep slope S, sample on N side wall of Drainage V channel	2.5
JV-044	5270800.32	445800.0045	May 25,2015	Andrew Shea	B	25-40	Rust Brown	Clay	Well Developed	minor roots in sample	Low	Steep south	Forest	Spruce & Jack Pine	Steep slope S, sample on N side wall of Drainage V channel	2.5
JV-045	5270788.2	445800.4934	May 25,2015	Andrew Shea	B	25-40	Rust Brown	Clay	Well Developed	no organics in sample	Low	Steep NW	Forest	Spruce & Jack Pine	Slope steep to NW, taken on south wall of drainage V channel	2.5
JV-046	5270775.54	445798.7968	May 25,2015	Andrew Shea	B	22-37	Med Brown	Clay	Well Developed	no organics in sample	Low	Steep west	Forest	Spruce & Jack Pine	Steep slope W to lake	2.5
JV-047	5270761.87	445799.4969	May 25,2015	Andrew Shea	B	30-45	Med Brn to Rust brn	Clay	Well Developed	no organics in sample	Low	Steep west	Forest	Cedar, Spruce & Jack Pine	Steep slope W to lake	2.5
JV-048	5270749.75	445799.6851	May 25,2015	Andrew Shea	B	35-50	Rust Brown	Clay	Well Developed	minor roots in sample	Low	Moderate west	Forest	Spruce, Jack Pine & Cedar	Slope W to lake, sample in bottom of drainage V	2.5
JV-049	5270738.07	445800.103	May 25,2015	Andrew Shea	B	22-37	Rust Brown	Clay	Well Developed	minor roots in sample	Low	Steep NW	Forest	Cedar, Spruce & Birch	Steeply sloping towards lake	2.5 (2.5)
JV-050	5270725.19	445799.5321	May 25,2015	Andrew Shea	B	42-57	Rust Brown	Clay	Very Mature	no organics in sample	Low	Steep NW	Forest	Spruce, Birch & Cedar	Steeple sloping towards lake	2.5
JV-051	5270713.18	445799.3454	May 25,2015	Andrew Shea	B	22-37	Rusty Brown	Silt- Fine Sand	Well Developed	some roots in sample	Low	Moderate NW	Forest	Birch, Red Pine & Spruce		2.5
JV-052	5270699.74	445799.3709	May 25,2015	Andrew Shea	B	15-30	Med Brown	Silt-Fine Sand	Well Developed	some roots in sample	Low	Low to NW	Forest	Spruce, Birch & Jack Pine	Auger chattered, possible gravels. Sample at Salo Baseline	2.5
JV-053	5270675.4	445798.9192	May 25,2015	Andrew Shea	B	22-37	Dark Brown	Silt-Fine Sand	Well Developed	minor roots in sample	Low	Low to NW	Forest	Poplar, Spruce & Birch	Auger chattered, possible gravels	2.5
JV-054	5270649.62	445798.6797	May 25,2015	Andrew Shea	B	15-30	Rust Orange	Silt-Fine Sand	Well Developed	no organics in sample	Low	Low to NW	Forest	Sruce, Poplar & Birch	Auger chattered and was hard to turn, definite gravels	6
JV-055	5270625.04	445799.8801	May 25,2015	Andrew Shea	B	18-33	Dark Brown	Clay	Well Developed	minor roots in sample	Low	Flat	Forest	Spruce, Jack Pine & Birch	Auger chattered, possible gravels	2.5
JV-056	5270600.04	445799.2719	May 25,2015	Andrew Shea	B	15-30	Dark Brown	Clay	Well Developed	some roots in sample	Moderate	Flat	Forest	Spruce, Jack Pine & Birch	Auger chattered, possible gravels	2.5

TME East - Jarvis Showing Area B-Horizon Sample Descriptions

Sample ID	Ag_ppm	Al_%	As_ppm	B_ppm	Ba_ppm	Be-ppm	Bi_ppm	Ca_%	Cd_ppm	Co_ppm	Cr_ppm	Cu_ppm	Fe_%	Ga_ppm	Hg_ppm	K_%	La_ppm	Mg_%	Mn_ppm	Mo_ppm	Na_%	Ni_ppm	P_ppm	Pb_ppm	S_%	Sb_ppm	Sc_ppm	Sr_ppm
JV-001	< 0.2	1.79	3	< 10	35	< 0.5	< 2	0.25	< 0.5	5	31	3	1.61	< 10	< 1	0.03	13	0.23	100	< 1	0.025	11	0.023	4	0.02	< 2	3	20
JV-002	< 0.2	1.17	1	< 10	20	< 0.5	< 2	0.29	< 0.5	5	22	4	1.22	< 10	< 1	0.02	12	0.25	118	< 1	0.025	11	0.04	1	0.01	< 2	2	18
JV-003	< 0.2	1.54	1	< 10	29	< 0.5	< 2	0.27	< 0.5	5	29	4	1.43	< 10	< 1	0.03	12	0.24	118	< 1	0.025	16	0.045	4	0.02	< 2	2	20
JV-004	< 0.2	1.04	2	< 10	35	< 0.5	< 2	0.33	< 0.5	5	30	5	1.14	< 10	< 1	0.03	11	0.29	143	< 1	0.028	16	0.039	2	0.01	< 2	2	21
JV-005	< 0.2	1.63	1	< 10	33	< 0.5	< 2	0.26	< 0.5	5	29	5	1.81	< 10	< 1	0.03	13	0.26	113	< 1	0.025	15	0.03	5	0.02	< 2	3	19
JV-006	< 0.2	1.6	2	< 10	43	< 0.5	< 2	0.25	< 0.5	4	31	6	2.23	< 10	< 1	0.03	13	0.22	107	< 1	0.023	11	0.029	3	0.02	< 2	3	20
JV-007	< 0.2	1.57	2	< 10	33	< 0.5	< 2	0.26	< 0.5	5	32	7	1.58	< 10	< 1	0.03	11	0.27	120	< 1	0.025	17	0.048	4	0.02	< 2	2	20
JV-008	< 0.2	1.45	1	< 10	32	< 0.5	< 2	0.27	< 0.5	6	28	5	1.45	< 10	< 1	0.03	11	0.24	110	< 1	0.025	16	0.043	2	0.02	< 2	2	19
JV-009	< 0.2	1.53	1	< 10	40	< 0.5	< 2	0.24	< 0.5	5	26	4	1.46	< 10	< 1	0.03	13	0.18	105	< 1	0.024	13	0.034	4	0.02	< 2	2	20
JV-010	< 0.2	2	2	< 10	48	< 0.5	< 2	0.22	< 0.5	5	33	2	1.96	< 10	< 1	0.04	11	0.2	96	< 1	0.023	15	0.051	5	0.02	< 2	3	20
JV-011	< 0.2	1.12	1	< 10	24	< 0.5	< 2	0.21	< 0.5	3	21	2	1.33	< 10	< 1	0.03	< 10	0.18	121	< 1	0.021	9	0.055	3	0.02	< 2	2	15
JV-012	< 0.2	1.15	1	< 10	23	< 0.5	< 2	0.24	< 0.5	5	24	4	1.25	< 10	< 1	0.02	< 10	0.23	113	< 1	0.023	11	0.044	1	0.01	< 2	2	17
JV-013	< 0.2	1.74	1	< 10	36	< 0.5	< 2	0.22	< 0.5	5	26	3	1.53	< 10	< 1	0.03	< 10	0.21	134	< 1	0.023	15	0.072	4	0.02	< 2	2	16
JV-014	< 0.2	1.45	1	< 10	32	< 0.5	< 2	0.21	< 0.5	4	26	2	1.36	< 10	< 1	0.03	11	0.16	91	< 1	0.022	8	0.031	4	0.02	< 2	2	19
JV-015	< 0.2	1.36	1	< 10	34	< 0.5	< 2	0.26	< 0.5	5	31	3	1.89	< 10	< 1	0.04	12	0.23	125	< 1	0.024	13	0.058	5	0.02	< 2	2	19
JV-016	< 0.2	1.3	1	< 10	33	< 0.5	< 2	0.3	< 0.5	5	25	4	1.28	< 10	< 1	0.04	12	0.27	115	< 1	0.027	13	0.03	4	0.01	< 2	2	22
JV-017	< 0.2	1.25	1	< 10	43	< 0.5	< 2	0.26	< 0.5	5	25	3	1.21	< 10	< 1	0.04	11	0.23	117	< 1	0.025	13	0.023	2	0.01	< 2	2	21
JV-018	< 0.2	1.08	1	< 10	33	< 0.5	< 2	0.27	< 0.5	4	22	3	1.24	< 10	< 1	0.03	10	0.21	106	< 1	0.025	13	0.06	4	0.01	< 2	2	19
JV-019	< 0.2	1.52	1	< 10	32	< 0.5	< 2	0.27	< 0.5	5	30	3	1.41	< 10	< 1	0.03	11	0.26	113	< 1	0.027	16	0.023	3	0.01	< 2	3	20
JV-020	< 0.2	1.14	8	< 10	55	< 0.5	< 2	0.5	< 0.5	7	33	15	1.42	< 10	< 1	0.04	24	0.24	204	< 1	0.029	11	0.022	4	0.01	< 2	3	26
JV-021	< 0.2	0.87	3	< 10	43	< 0.5	< 2	0.46	< 0.5	5	24	7	1.2	< 10	< 1	0.03	15	0.21	206	< 1	0.025	9	0.018	3	0.01	< 2	2	24
JV-022	< 0.2	1.56	3	< 10	28	< 0.5	< 2	0.27	< 0.5	5	29	3	1.35	< 10	< 1	0.03	11	0.25	104	< 1	0.025	14	0.027	2	0.01	< 2	2	18
JV-023	< 0.2	1.62	1	< 10	45	< 0.5	< 2	0.22	< 0.5	4	26	2	1.73	< 10	< 1	0.03	10	0.16	79	< 1	0.023	9	0.035	6	0.02	< 2	2	19
JV-024	< 0.2	1.47	1	< 10	32	< 0.5	< 2	0.31	< 0.5	7	31	6	1.49	< 10	< 1	0.03	12	0.28	114	< 1	0.027	16	0.037	3	0.02	< 2	2	22
JV-025	< 0.2	1.48	1	< 10	43	< 0.5	< 2	0.23	< 0.5	7	26	5	2.14	< 10	< 1	0.03	< 10	0.19	83	< 1	0.024	15	0.019	4	0.01	< 2	2	21
JV-026	< 0.2	1.78	1	< 10	37	< 0.5	< 2	0.23	< 0.5	6	31	3	1.66	< 10	< 1	0.03	11	0.23	100	< 1	0.024	15	0.041	4	0.04	< 2	3	18
JV-027	< 0.2	0.9	1	< 10	25	< 0.5	< 2	0.21	< 0.5	3	16	1	1.08	< 10	< 1	0.02	< 10	0.15	122	< 1	0.022	6	0.023	3	0.01	< 2	2	17
JV-028	< 0.2	1.45	1	< 10	29	< 0.5	< 2	0.21	< 0.5	3	22	4	1.42	< 10	< 1	0.03	11	0.13	87	< 1	0.023	9	0.047	4	0.02	< 2	2	18
JV-029	< 0.2	1.16	1	< 10	43	< 0.5	< 2	0.25	< 0.5	5	23	4	1.57	< 10	< 1	0.03	< 10	0.21	213	< 1	0.024	10	0.096	3	0.01	< 2	2	19
JV-030	< 0.2	1.14	1	< 10	34	< 0.5	< 2	0.26	< 0.5	5	23	3	1.29	< 10	< 1	0.03	< 10	0.21	193	< 1	0.024	12	0.053	2	< 0.01	< 2	2	19
JV-031	< 0.2	0.89	1	< 10	21	< 0.5	< 2	0.25	< 0.5	4	18	2	1.03	< 10	< 1	0.02	< 10	0.21	117	< 1	0.023	9	0.046	1	< 0.01	< 2	2	15
JV-032	< 0.2	1.69	1	< 10	32	< 0.5	< 2	0.25	< 0.5	6	34	3	1.5	< 10	< 1	0.03	11	0.27	113	< 1	0.027	16	0.036	1	0.02	< 2	3	19
JV-033	< 0.2	1.23	1	< 10	23	< 0.5	< 2	0.22	< 0.5	5	23	3	1.23	< 10	< 1	0.03	< 10	0.22	93	< 1	0.024	13	0.023	3	0.01	< 2	2	16

TME East - Jarvis Showing Area B-Horizon Sample Descriptions

Sample ID	Ag_ppm	Al_%	As_ppm	B_ppm	Ba_ppm	Be-ppm	Bi_ppm	Ca_%	Cd_ppm	Co_ppm	Cr_ppm	Cu_ppm	Fe_%	Ga_ppm	Hg_ppm	K_%	La_ppm	Mg_%	Mn_ppm	Mo_ppm	Na_%	Ni_ppm	P_ppm	Pb_ppm	S_%	Sb_ppm	Sc_ppm	Sr_ppm
Sample ID	Ag_ppm	Al_%	As_ppm	B_ppm	Ba_ppm	Be-ppm	Bi_ppm	Ca_%	Cd_ppm	Co_ppm	Cr_ppm	Cu_ppm	Fe_%	Ga_ppm	Hg_ppm	K_%	La_ppm	Mg_%	Mn_ppm	Mo_ppm	Na_%	Ni_ppm	P_ppm	Pb_ppm	S_%	Sb_ppm	Sc_ppm	Sr_ppm
JV-034	< 0.2	0.88	5	< 10	30	< 0.5	< 2	0.2	< 0.5	3	23	5	2.55	< 10	< 1	0.03	< 10	0.16	92	< 1	0.021	6	0.032	7	0.02	< 2	2	19
JV-035	< 0.2	0.83	1	< 10	25	< 0.5	< 2	0.32	< 0.5	4	19	4	1.01	< 10	< 1	0.03	< 10	0.26	116	< 1	0.026	11	0.033	2	0.01	< 2	2	20
JV-036	< 0.2	1.19	3	< 10	29	< 0.5	< 2	0.21	< 0.5	3	23	3	1.48	< 10	< 1	0.03	< 10	0.2	84	< 1	0.023	8	0.012	3	0.01	< 2	2	17
JV-037	< 0.2	0.83	8	< 10	46	< 0.5	< 2	0.51	< 0.5	4	18	7	0.93	< 10	< 1	0.03	11	0.2	162	< 1	0.018	8	0.054	2	0.09	< 2	1	18
JV-038	< 0.2	0.81	1	< 10	28	< 0.5	< 2	0.3	< 0.5	4	15	5	1.15	< 10	< 1	0.03	< 10	0.24	160	< 1	0.025	10	0.05	1	0.01	< 2	2	16
JV-039	< 0.2	1.99	3	< 10	41	< 0.5	< 2	0.2	< 0.5	5	32	6	1.53	< 10	< 1	0.03	11	0.18	96	< 1	0.023	14	0.049	5	0.03	< 2	2	17
JV-040	< 0.2	1.45	1	< 10	43	< 0.5	< 2	0.24	< 0.5	4	28	5	1.66	< 10	< 1	0.03	11	0.2	108	< 1	0.024	11	0.073	3	0.02	< 2	2	19
JV-041	< 0.2	1.85	1	< 10	37	< 0.5	< 2	0.22	< 0.5	4	28	3	1.61	< 10	< 1	0.03	< 10	0.18	124	< 1	0.023	10	0.048	5	0.03	< 2	2	17
JV-042	< 0.2	1.59	1	< 10	41	< 0.5	< 2	0.24	< 0.5	5	27	3	1.49	< 10	< 1	0.03	< 10	0.2	97	< 1	0.024	15	0.051	3	0.01	< 2	2	18
JV-043	< 0.2	1.99	1	< 10	36	< 0.5	< 2	0.25	< 0.5	7	32	8	2.22	< 10	< 1	0.03	10	0.29	118	< 1	0.023	22	0.046	2	0.02	< 2	2	18
JV-044	< 0.2	1.5	1	< 10	46	< 0.5	< 2	0.24	< 0.5	6	27	14	2.92	< 10	< 1	0.04	< 10	0.34	142	1	0.023	13	0.053	7	0.02	< 2	2	18
JV-045	< 0.2	1.3	1	< 10	29	< 0.5	< 2	0.32	< 0.5	7	27	26	2.81	< 10	< 1	0.03	11	0.41	161	1	0.027	14	0.035	6	0.01	< 2	2	20
JV-046	< 0.2	1.3	1	< 10	31	< 0.5	< 2	0.19	< 0.5	3	21	2	1.37	< 10	< 1	0.02	< 10	0.15	74	< 1	0.024	9	0.01	5	0.02	< 2	2	17
JV-047	< 0.2	1.44	2	< 10	32	< 0.5	< 2	0.25	< 0.5	6	26	4	1.37	< 10	< 1	0.03	< 10	0.23	103	< 1	0.027	15	0.018	3	0.01	< 2	2	18
JV-048	< 0.2	1.3	1	< 10	44	< 0.5	< 2	0.22	< 0.5	5	21	4	1.72	< 10	< 1	0.03	< 10	0.2	117	< 1	0.024	10	0.023	4	0.01	< 2	2	18
JV-049	< 0.2	0.75	1	< 10	21	< 0.5	< 2	0.21	< 0.5	2	13	2	0.95	< 10	< 1	0.02	< 10	0.14	74	< 1	0.023	5	0.02	3	0.01	< 2	1	15
JV-050	< 0.2	1.12	1	< 10	32	< 0.5	< 2	0.19	< 0.5	3	21	4	1.89	< 10	< 1	0.03	< 10	0.19	86	< 1	0.022	6	0.027	4	0.01	< 2	2	17
JV-051	< 0.2	0.99	1	< 10	32	< 0.5	< 2	0.21	< 0.5	2	20	3	1.77	< 10	< 1	0.03	< 10	0.14	82	< 1	0.023	3	0.02	6	0.01	< 2	2	20
JV-052	< 0.2	2.03	1	< 10	58	< 0.5	< 2	0.29	< 0.5	7	30	8	2.17	< 10	< 1	0.05	13	0.32	168	< 1	0.026	18	0.044	4	0.02	< 2	2	24
JV-053	< 0.2	1.16	1	< 10	45	< 0.5	< 2	0.23	< 0.5	4	23	5	2.1	10	< 1	0.04	12	0.23	147	< 1	0.023	9	0.04	8	0.01	< 2	2	23
JV-054	< 0.2	2.37	1	< 10	60	< 0.5	< 2	0.28	< 0.5	8	33	17	2.72	< 10	< 1	0.05	12	0.41	302	< 1	0.025	18	0.053	5	0.03	< 2	3	21
JV-055	< 0.2	1.8	1	< 10	66	< 0.5	< 2	0.23	< 0.5	7	29	5	1.45	< 10	< 1	0.04	12	0.23	178	< 1	0.024	17	0.025	2	0.01	< 2	2	20
JV-056	< 0.2	2.28	1	< 10	67	< 0.5	< 2	0.26	< 0.5	8	32	7	2.15	< 10	< 1	0.05	12	0.28	145	< 1	0.025	20	0.052	5	0.03	< 2	3	21

TME East - Jarvis Showing Area B-Horizon Sample Descriptions

Sample ID	Te_ppm	Ti_ppm	Tl_ppm	U_ppm	V_ppm	W_ppm	Y_ppm	Zn_ppm	Zr_ppm
JV-001	0.5	0.11	< 2	< 10	34	< 10	4	17	3
JV-002	4	0.1	< 2	< 10	29	< 10	5	13	3
JV-003	0.5	0.1	< 2	< 10	31	< 10	4	18	3
JV-004	0.5	0.11	< 2	< 10	28	< 10	4	16	5
JV-005	0.5	0.13	2	< 10	35	< 10	5	20	4
JV-006	0.5	0.12	< 2	< 10	43	< 10	4	20	5
JV-007	0.5	0.1	< 2	< 10	31	< 10	3	19	3
JV-008	0.5	0.11	< 2	< 10	32	< 10	4	17	3
JV-009	0.5	0.11	< 2	< 10	32	< 10	4	15	3
JV-010	0.5	0.13	< 2	< 10	44	< 10	4	16	4
JV-011	0.5	0.1	< 2	< 10	31	< 10	3	14	2
JV-012	2	0.1	< 2	< 10	30	< 10	4	15	2
JV-013	0.5	0.1	< 2	< 10	34	< 10	3	18	2
JV-014	0.5	0.11	< 2	< 10	31	< 10	4	11	4
JV-015	0.5	0.13	< 2	< 10	44	< 10	4	14	4
JV-016	0.5	0.11	< 2	< 10	29	< 10	4	14	4
JV-017	0.5	0.12	< 2	< 10	29	< 10	4	16	4
JV-018	0.5	0.1	< 2	< 10	29	< 10	4	14	3
JV-019	0.5	0.11	< 2	< 10	29	< 10	4	15	3
JV-020	0.5	0.09	< 2	< 10	47	< 10	9	13	2
JV-021	0.5	0.09	< 2	< 10	38	< 10	5	12	2
JV-022	0.5	0.1	< 2	< 10	27	< 10	5	14	3
JV-023	0.5	0.12	< 2	< 10	38	< 10	3	16	4
JV-024	0.5	0.11	< 2	< 10	32	< 10	5	17	5
JV-025	0.5	0.16	< 2	< 10	51	< 10	3	16	5
JV-026	0.5	0.12	< 2	< 10	36	< 10	4	19	6
JV-027	0.5	0.11	< 2	< 10	25	< 10	3	14	3
JV-028	0.5	0.1	< 2	< 10	31	< 10	3	13	2
JV-029	0.5	0.09	< 2	< 10	36	< 10	3	29	1
JV-030	0.5	0.1	< 2	< 10	30	< 10	3	19	2
JV-031	0.5	0.08	< 2	< 10	24	< 10	4	14	3
JV-032	0.5	0.11	< 2	< 10	32	< 10	4	17	4
JV-033	2	0.1	< 2	< 10	27	< 10	3	12	4

TME East - Jarvis Showing Area B-Horizon Sample Descriptions

Sample ID	Te_ppm	Ti_ppm	Tl_ppm	U_ppm	V_ppm	W_ppm	Y_ppm	Zn_ppm	Zr_ppm

Sample ID	Te_ppm	Ti_ppm	Tl_ppm	U_ppm	V_ppm	W_ppm	Y_ppm	Zn_ppm	Zr_ppm
JV-034	0.5	0.15	< 2	< 10	58	< 10	3	17	4
JV-035	0.5	0.1	3	< 10	24	< 10	4	13	3
JV-036	0.5	0.1	< 2	< 10	28	< 10	3	10	4
JV-037	0.5	0.05	< 2	< 10	29	< 10	4	22	< 1
JV-038	0.5	0.09	< 2	< 10	29	< 10	4	16	2
JV-039	0.5	0.09	< 2	< 10	35	< 10	3	15	3
JV-040	0.5	0.11	< 2	< 10	34	< 10	4	13	3
JV-041	0.5	0.1	2	< 10	34	< 10	3	12	3
JV-042	0.5	0.1	< 2	< 10	33	< 10	4	15	3
JV-043	0.5	0.12	< 2	< 10	43	< 10	3	24	4
JV-044	0.5	0.15	< 2	< 10	61	< 10	3	36	5
JV-045	0.5	0.18	< 2	< 10	74	< 10	4	23	6
JV-046	0.5	0.12	< 2	< 10	36	< 10	3	9	6
JV-047	0.5	0.11	2	< 10	29	< 10	3	14	4
JV-048	0.5	0.14	2	< 10	44	< 10	3	21	5
JV-049	0.5	0.09	< 2	< 10	26	< 10	3	9	4
JV-050	0.5	0.13	< 2	< 10	49	< 10	3	14	5
JV-051	0.5	0.14	< 2	< 10	52	< 10	3	13	6
JV-052	0.5	0.13	< 2	< 10	43	< 10	3	49	3
JV-053	0.5	0.19	< 2	< 10	64	< 10	3	25	5
JV-054	0.5	0.14	3	< 10	53	< 10	4	52	4
JV-055	0.5	0.12	< 2	< 10	31	< 10	3	30	3
JV-056	0.5	0.13	< 2	< 10	42	< 10	4	42	5

Appendix 2 (2015 Field Sample Descriptions of B-Horizon and Humus Orientation Survey and Sample Location Sites on Line 100+00E)

B-Horizon Humus Orientation Soil Survey on L 110+00 E

Sample ID	UTM E	UTM N	Date Taken	Sampled By	Horizon	Sample Depth (cm)	Colour	Material	Layer Development	Humus Layer Thickness (mm)	Debris Presence	Moisture Content	Gradient and Direction	Terrain	Primary Foliage (in order of abundance)	Comments	Au (ppb)
ERR-01A	440999	5270907	6/21/2015	Stephen Roach	Humus	5	Black		Low	3-4	10% organics	2	Flat	Forest	Spruce, Birch	5% A	7
ERR-01	440999	5270907	6/21/2015	Andrew Shea	B	12-22	Rusty Brown	Clay	Med		Med roots	2	Flat	Forest	Spruce, Birch	Hit Boulders	<5
ERR-02A	441002	5270895	6/21/2015	Stephen Roach	Humus	5-14	Brown to Black		Low	3-4	10% organics	2	Flat	Forest	Spruce, Birch	5% A, sample taken near boulder	6
ERR-02	441002	5270895	6/21/2015	Andrew Shea	e	14-24	Rusty Brown	Clay	Med		Low roots	2	Flat	Forest	Spruce, Birch	Bouldery Till	<5
ERR-03A	441001	5270882	6/21/2015	Stephen Roach	Humus	5	Dark Brown to Black		Low	2-3	10-15% organics	2	Flat	Forest	Spruce, Birch	less than 5% A	25
ERR-03	441001	5270882	6/21/2015	Andrew Shea	B	15-25	Rusty Brown	Clay	Med-Well		Low roots	2	Flat	Forest	Spruce, Birch		<5
ERR-04A	441002	5270869	6/21/2015	Stephen Roach	Humus	3	Black		Low	2-3	10-15% organics	3	Flat	Forest	Spruce, Birch	less than 5% A	<5
ERR-04	441002	5270869	6/21/2015	Andrew Shea	B	20-35	Medium Brown	Clay	Med		Low Roots	3	Flat	Forest	Spruce, Birch	Hit Boulders	<5
ERR-05A	441001	5270855	6/21/2015	Stephen Roach	Humus	2.5	Black to Dark Brown		Low	2-3	15-20% organics	3	Flat	Forest	Spruce, Birch, Maple	10% A	10
ERR-05	441001	5270855	6/21/2015	Andrew Shea	B	12-22	Medium Brown	Clay	Low-Med		Med roots	3	Flat	Forest	Spruce, Birch, Maple	Hit Boulders	<5
ERR-06A	441000	5270842	6/21/2015	Stephen Roach	Humus	8	Black		Low	2-3	15-20% organics	3	Flat	Forest	Spruce, Birch, Maple	5% A	<5
ERR-06	441000	5270842	6/21/2015	Andrew Shea	B	15-30	Rusty Brown	Clay	Med		Med roots	3	Flat	Forest	Spruce, Birch, Maple	Hit Boulders	<5
ERR-07A	440998	5270830	6/21/2015	Stephen Roach	Humus	8	Dark Brown to Black		Med	8	20-25% organics	3	Flat	Forest	Spruce, Poplar		8
ERR-07	440998	5270830	6/21/2015	Andrew Shea	B	15-30	Rusty Brown	Clay	Med		Med roots	2	Flat	Forest	Spruce, Poplar	Hit Boulders	<5
ERR-08A	440999	5270818	6/21/2015	Stephen Roach	Humus	8	Dark Brown to Black		Low	2	20% organics	2	Flat	Forest	Spruce, Birch	less than 5% A	<5
ERR-08	440999	5270818	6/21/2015	Andrew Shea	B	20-35	Rusty Brown	Clay	Well		Low roots	2	Flat	Forest	Spruce, Birch		<5
ERR-09A	441002	5270804	6/21/2015	Stephen Roach	Humus	5	Black		Low	2-3	20% organics	3	Flat	Forest	Spruce, Birch, Maple	less than 5% A	<5
ERR-09	441002	5270804	6/21/2015	Andrew Shea	B	15-30	Rusty Brown	Clay	Well		Low roots	3	Flat	Forest	Spruce, Birch, Maple		<5
ERR-10A	441005	5270792	6/21/2015	Stephen Roach	Humus	4	Black		Low	2-3	20% organics	3	Flat	Forest	Spruce, Poplar, Birch	10% A	7
ERR-10	441005	5270792	6/21/2015	Andrew Shea	B	18-32	Rusty Brown	Clay	Well		Low roots	3	Flat	Forest	Spruce, Poplar, Birch		<5
ERR-11A	441002	5270777	6/21/2015	Stephen Roach	Humus	3.5	Black		Low	2-3	25% organics	3	Flat	Forest	Spruce, Poplar, Maple, Birch	less than 5% A	7
ERR-11	441002	5270777	6/21/2015	Andrew Shea	B	18-30	Medium Brown	Clay	Med			3	Flat	Forest	Spruce, Poplar, Maple, Birch	Hit Boulders	<5
ERR-12A	441002	5270764	6/21/2015	Stephen Roach	Humus	9	Black		Med	2-3	20-25% organics	3	Flat	Forest	Spruce, Birch, Maple	less than 5% A	<5
ERR-12	441002	5270764	6/21/2015	Andrew Shea	B	18-32	Medium Brown	Clay	Well		low woody debris, pine needles	3	Flat	Forest	Spruce, Birch, Maple		<5
ERR-13A	440999	5270752	6/21/2015	Stephen Roach	Humus	5	Brown		Low	1-2	30-35% organics	2	Flat	Forest	Spruce, Poplar	less than 3% A	<5
ERR-13	440999	5270752	6/21/2015	Andrew Shea	B	15-25	Rusty Brown	Clay-Silt	Med		Low roots	2	Flat	Forest	Spruce, Poplar	Hit boulders, gravel material	<5
ERR-14A	441000	5270740	6/21/2015	Stephen Roach	Humus	5	Dark Brown		Low	1	25% organics	3	Flat	Forest	Spruce, Poplar, Maple	5% A	<5
ERR-14	441000	5270740	6/21/2015	Andrew Shea	B	18-30	Deep Rusty Brown	Silty	Med		low woody debris	2	Flat	Forest	Spruce, Poplar, Maple	Hit boulders, gravel material	<5
ERR-15A	441000	5270728	6/21/2015	Stephen Roach	Humus	8	Black		Low	2	25% organics	3	Flat	Forest	Spruce, Birch, Maple	5% A	<5
ERR-15	441000	5270728	6/21/2015	Andrew Shea	B	15-28	Deep Rusty Brown	Silty	Med		Low roots, low woody debris	2	Flat	Forest	Spruce, Birch, Maple	Hit boulders, gravel material	<5
ERR-16A	441000	5270714	6/21/2015	Stephen Roach	Humus	4-5	Dark Brown		Med	2-3	30% organics	3	Flat	Forest	Spruce, Birch, Maple	5% A	<5
ERR-16	441000	5270714	6/21/2015	Andrew Shea	B	15-25	Rusty Brown	Clay	Med		Low roots	2	Flat	Forest	Spruce, Birch, Maple	boulders	<5
ERR-17A	440998	5210701	6/21/2015	Stephen Roach	Humus	5	Dark Brown to Black		Patchy	2	20% organics	2	Flat	Forest	Spruce, Birch	7% A	6
ERR-17	440998	5210701	6/21/2015	Andrew Shea	B	18-30	Rusty Brown	Clay	Well		Med roots	2	Flat	Forest	Spruce, Birch		<5
ERR-18A	440999	5270688	6/21/2015	Stephen Roach	Humus	3	Dark Brown to Black		Well	3-4	30% organics	3	Flat	Forest	Spruce, Poplar, Maple	7-10% A	<5
ERR-18	440999	5270688	6/21/2015	Andrew Shea	B	12-25	Medium Brown	Clay	Med			3	Flat	Forest	Spruce, Poplar, Maple	Boulder Till	<5
ERR-19A	440999	5270675	6/21/2015	Stephen Roach	Humus	3	Dark Brown to Black		Well	5	30% organics	3	Slight South Slope	Forest	Spruce, Birch	3% A	<5
ERR-19	440999	5270675	6/21/2015	Andrew Shea	B	12-25	Medium Brown	Clay	Med		Low roots	2	Slight South Slope	Forest	Spruce, Birch	Boulder Till	<5
ERR-20A	440998	5270662	6/21/2015	Stephen Roach	Humus	3	Brown		Med	3	35% organics	2	Low South Slope	Forest	Spruce, Birch	40% A	<5
ERR-20	440998	5270662	6/21/2015	Andrew Shea	B	18-34	Rusty Brown	Clay	Well		Low roots	2	Low South Slope	Forest	Spruce, Birch		<5
ERR-21A	440998	5270662	6/21/2015	Stephen Roach	Humus	3	Brown		Med	3	35% organics	2	Low South Slope	Forest	Birch, Spruce	Duplicate	<5
ERR-21	440998	5270662	6/21/2015	Andrew Shea	B	18-34	Rusty Brown	Clay	Well		Low roots	2	Low South Slope	Forest	Birch, Spruce	Duplicate	<5
ERR-22A	440998	5270649	6/21/2015	Stephen Roach	Humus	3	Dark Brown	Silty Texture	Well	3-4	15% organics	3	Medium South Slope	Forest	Spruce, Birch	5-7% A	<5
ERR-22	440998	5270649	6/21/2015	Andrew Shea	B	12-25	Rusty Brown	Clay	Low-Med		Woody debris, low roots	2	Medium South Slope	Forest	Spruce, Birch	Hit Boulders at 25cm	<5
ERR-23A	441003	5270637	6/21/2015	Stephen Roach	Humus	4	Dark Brown to Black		Low	2	20% organics	2	Medium South Slope	Forest	Spruce, Birch	5% A	<5
ERR-23	441003	5270637	6/21/2015	Andrew Shea	B	12-25	Rusty Brown	Clay	Med		woody debris, Med roots	2	Medium South Slope	Forest	Spruce, Birch	Hit boulders	<5
ERR-24A	440999	5270626	6/21/2015	Stephen Roach	Humus	6	Dark Brown		Low	2	30% organics	2	Low South Slope	Forest	Spruce, Birch	5% A	<5
ERR-24	440999	5270626	6/21/2015	Andrew Shea	B	12-25	Rusty Brown	Clay	Med		Med roots	2	Low South Slope	Forest	Spruce, Birch	Hit boulders	<5
ERR-25A	440996	5270614	6/21/2015	Stephen Roach	Humus	6	Dark Brown		Med	3-4	35% organics	3	Medium South Slope	Forest	Spruce, Birch	5% A	<5
ERR-25	440996	5270614	6/21/2015	Andrew Shea	B	12-25	Rusty Brown	Clay	Med		Low roots	3	Medium South Slope	Forest	Spruce, Birch		<5
ERR-26A	440994	5270602	6/21/2015	Stephen Roach	Humus	3	Dark Brown to Black		Well	3-5	25% organics	2	Medium South Slope	Forest	Spruce, Birch	10% A	<5
ERR-26	440994	5270602	6/21/2015	Andrew Shea	B	18-32	Rusty Brown	Clay	Well		Low roots	2	Medium South Slope	Forest	Spruce, Birch		<5
ERR-27A	440993	5270589	6/21/2015	Stephen Roach	Humus	5	Dark Brown		Very Well	3-5	20% organics	2	Medium South Slope	Forest	Spruce, Birch	10-15% A	<5
ERR-27	440993	5270589	6/21/2015	Andrew Shea	B	15-32	Rusty Brown to Brown	Clay	Very Well				Medium South Slope	Forest	Spruce, Birch	Rust brown at top med brown at depth	<5
ERR-28A	440995	5270577	6/21/2015	Stephen Roach	Humus	6.5	Brown		Very Well	3-5	20% organics	2	Medium South East Slope	Forest	Spruce, Birch	20% A	<5
ERR-28	440995	5270577	6/21/2015	Andrew Shea	B	20-35	Brown	Silt	Very Well		Med roots	2	Medium South East Slope	Forest	Spruce, Birch		<5
ERR-29A	440998	5270564	6/21/2015	Stephen Roach	Humus	1	Black		Very Well	8	5-10% organics	4	Flat Low Area	Forest	Maple, Spruce, Ferns	5% A	<5
ERR-29	440998	5270564	6/21/2015	Andrew Shea	B	30-45	Brown	Clay-Silt	Med		low organics	4	Flat Low Area	Forest	Maple, Spruce, Ferns	Saturated Soils	<5
ERR-30A	441002	5270552	6/21/2015	Stephen Roach	Humus	4	Black to Dark Brown		Med	2-3	20% organics	2	Medium North Slope	Forest	Spruce, Maple	5% A	<5
ERR-30	441002	5270552	6/21/2015	Andrew Shea	B	25-38	Rusty Brown	Clay	Very Well				Medium North Slope	Forest	Spruce, Maple	Hit boulders, gravel material	<5
ERR-31A	441003	5270530	6/21/2015	Stephen Roach	Humus	3	Dark Brown to Black		Med	2-3	25% organics	2	Flat	Forest	Maple, Spruce, Birch	30% A	<5
ERR-31	441003	5270530	6/21/2015	Andrew Shea	B	20-32	Rusty Brown	Clay	Med				Flat	Forest	Maple, Spruce, Birch	Hit boulders	<5
ERR-32A	440992	5270498	6/21/2015	Stephen Roach	Humus	3	Dark Brown to Black		Low-Med	2-3	25% organics	2	Slight Slope North	Forest	Spruce, Maple	15-20% A	<5
ERR-32	440992	5270498	6/21/2015	Andrew Shea	B	18-32	Rusty Brown	Clay	Med		Low roots	2	Slight Slope North	Forest	Spruce, Maple	Hit Boulders	<5

Appendix 3 (2015 Field Sample Descriptions of Humus Samples and Sample Location Sites on the Errington Grid)

Errington Grid Humus Sample Locations and Descriptions

LINE 118E		soil type	easting	n0rthing	vegetation
118	10500	HUMUS	441800	5270500	birch/poplar
118	10512.5	HUMUS	441800	5270513	birch/poplar
118	10525	HUMUS	441800	5270525	birch/poplar
118	10537.5	HUMUS	441800	5270538	birch/poplar
118	10550	HUMUS	441803	5270550	spruce/ mix
118	10562.5	HUMUS	441803	5270563	spruce/ mix
118	10575	HUMUS	441803	5270575	spruce/ mix
118	10587.5	HUMUS	441803	5270588	spruce/ mix
118	10600	HUMUS	441803	5270600	spruce/ mix
118	10612.5	HUMUS	441805	5270613	spruce/ mix
118	10625	WET HUMUS	441805	5270625	spruce/ mix
118	10637.5	WET HUMUS	441807	5270638	spruce/ mix
118	10650	HUMUS	441807	5270650	spruce/birch mix
118	10662.5	HUMUS	441807	5270663	spruce/birch mix
118	10675	HUMUS	441807	5270675	spruce/birch mix
118	10687.5	HUMUS	441807	5270688	spruce mix
118	10700	HUMUS	441807	5270700	spruce mix
118	10712.5	HUMUS	441807	5270713	spruce mix
118	10725	HUMUS	441807	5270725	spruce mix
118	10737.5	HUMUS	441807	5270738	spruce mix
118	10750	HUMUS	441807	5270750	spruce mix
118	10762.5	HUMUS	441807	5270763	spruce mix
118	10775	HUMUS	441805	5270775	spruce mix
118	10787.5	HUMUS	441805	5270788	spruce mix
118	10800	HUMUS	441805	5270800	spruce mix
118	10812.5	HUMUS	441805	5270813	spruce mix
118	10825	HUMUS	441805	5270825	spruce mix
118	10837.5	HUMUS	441808	5270838	spruce mix
118	10850	HUMUS	441808	5270850	spruce mix
118	10862.5	HUMUS	441808	5270863	spruce mix
118	10875	HUMUS	441808	5270875	spruce mix
118	10887.5	HUMUS	441808	5270888	spruce mix
118	10900	HUMUS	441810	5270900	spruce mix
118	10912.5	HUMUS	441810	5270913	spruce mix
118	10925	HUMUS	441810	5270925	spruce mix
118	10937.5	HUMUS	441810	5270938	spruce mix
118	10950	HUMUS	441812	5270950	spruce mix

LINE 118E					
118	9225	HUMUS	441800	5269225	pine,spruce, hill
118	9200	HUMUS	441795	5269200	pine,spruce
118	9175	HUMUS	441797	5269175	pine,spruce, creek edge
118	9150	HUMUS	441800	5269150	pine,spruce, creek
118	9125	HUMUS	441800	5269125	pine,spruce
118	9100	HUMUS	441800	5269100	birch,pine,spruce mix
118	9075	HUMUS	441800	5269075	birch,pine,spruce mix
118	9050	HUMUS	441800	5269050	birch,pine,spruce mix
118	9025	HUMUS	441800	5269025	birch,pine,spruce mix
118	9000	HUMUS	441800	5269000	birch,pine,spruce mix
118	8975	HUMUS	441800	5268975	birch,pine,spruce mix
118	8950	HUMUS	441800	5268950	birch,pine,spruce mix
118	8925	HUMUS	441802	5268925	birch,pine,spruce mix
118	8900	HUMUS	441800	5268900	birch,pine,spruce mix
118	8875	HUMUS	441800	5268875	clear cut, moose maple
118	8850	HUMUS	441800	5268850	clear cut, moose maple
118	8825	HUMUS	441800	5268825	clear cut, moose maple
118	8800	HUMUS	441800	5268800	clear cut, moose maple
118	8775	HUMUS	441800	5268775	clear cut, moose maple
118	8750	HUMUS	441800	5268750	cedar,pine, spuce mix
118	8725	HUMUS	441797	5268725	cedar,pine, spuce mix
118	8700	HUMUS	441800	5268700	cedar swamp bog
118	8675	HUMUS	441802	5268675	cedar swamp bog

LINE 116E

116	10500	HUMUS	441400	5270502	pine, birch, tags
116	10512.5	HUMUS	441400	5270515	pine, birch, tags
116	10525	HUMUS	441400	5270527	pine, birch, tags
116	10537.5	HUMUS	441400	5270540	pine, birch, tags
116	10550	HUMUS	441400	5270552	pine, birch, tags
116	10562.5	HUMUS	441400	5270565	pine, birch, tags
116	10575	HUMUS	441400	5270577	pine, birch, tags
116	10587.5	HUMUS	441400	5270590	pine, birch, tags
116	10600	HUMUS	441400	5270602	pine, birch, tags
116	10612.5	HUMUS	441400	5270615	pine, birch, tags
116	10625	HUMUS	441400	5270627	pine, birch, tags
116	10637.5	HUMUS	441404	5270640	pine, birch, tags
116	10650	HUMUS	441400	5270652	pine, birch, tags
116	10662.5	HUMUS	441401	5270665	pine, birch, tags
116	10675	HUMUS	441400	5270677	pine, birch, tags
116	10687.5	HUMUS	441400	5270690	pine, birch, tags
116	10700	HUMUS	441400	5270702	pine, birch, tags
116	10712.5	HUMUS	441400	5270715	pine, poplar, birch
116	10725	HUMUS	441400	5270727	pine, poplar, birch
116	10737.5	HUMUS	441400	5270740	pine, poplar, birch
116	10750	HUMUS	441400	5270752	pine, poplar, birch
116	10762.5	HUMUS	441400	5270765	pine, poplar, birch
116	10775	HUMUS	441402	5270777	pine, poplar, birch
116	10787.5	HUMUS	441402	5270790	pine, poplar, birch
116	10800	HUMUS	441402	5270802	pine, poplar, birch
116	10812.5	HUMUS	441402	5270815	pine, poplar, birch
116	10825	HUMUS	441402	5270827	pine, poplar, birch
116	10837.5	HUMUS	441402	5270840	pine, poplar, birch
116	10850	HUMUS	441402	5270852	pine, poplar, birch
116	10862.5	HUMUS	441402	5270865	pine, poplar, birch
116	10875	HUMUS	441405	5270877	pine, poplar, birch
116	10887.5	HUMUS	441405	5270890	pine, birch, tags
116	10900	HUMUS	441405	5270902	pine, birch, tags
116	10912.5	HUMUS	441405	5270915	pine, birch, tags
116	10925	HUMUS	441405	5270927	pine, birch, tags
116	10937.5	HUMUS	441405	5270940	pine, birch, tags
116	10950	HUMUS	441406	5270952	pine, birch, tags

LINE 114E

114	10500	HUMUS	441398	5270506	pine, spruce, tags
114	10512.5	HUMUS	441398	5270518	pine, spruce, tags
114	10525	HUMUS	441398	5270531	pine, spruce, tags
114	10537.5	HUMUS	441398	5270543	pine, spruce, tags
114	10550	HUMUS	441398	5270556	pine, spruce, tags
114	10562.5	HUMUS	441423	5270556	pine, spruce, tags
114	10575	HUMUS	441452	5270557	pine, spruce, tags
114	10587.5	HUMUS	441480	5270576	pine, spruce, tags
114	10600	HUMUS	441515	5270602	pine, spruce, tags
114	10612.5	HUMUS	441491	5270622	pine, spruce, tags
114	10625	HUMUS	441468	5270636	pine, spruce, tags
114	10637.5	HUMUS	441444	5270655	pine, spruce, tags
114	10650	HUMUS	441398	5270665	pine, spruce, tags
114	10662.5	MISSING	*	*	*
114	10675	HUMUS	441398	5270679	pine, spruce, tags
114	10687.5	HUMUS	441398	5270692	pine, spruce, tags
114	10700	HUMUS	441398	5270704	pine, spruce, tags
114	10712.5	HUMUS	441398	5270717	cedar, tags
114	10725	HUMUS	441398	5270729	side of creek
114	10737.5	HUMUS	441398	5270741	cedar, tags
114	10750	HUMUS	441398	5270754	cedar, tags
114	10762.5	HUMUS	441398	5270766	cedar, tags
114	10775	HUMUS	441398	5270779	pine, spruce, tags
114	10787.5	HUMUS	441401	5270791	pine, spruce, tags
114	10800	HUMUS	441401	5270803	pine, spruce, tags
114	10812.5	HUMUS	441401	5270816	pine, spruce, tags
114	10825	HUMUS	441401	5270828	pine, spruce, tags

Errington Grid Humus Sample Locations and Descriptions

Line 114E					
114	10837.5	HUMUS	441401	5270841	pine, spruce, tags
114	10850	HUMUS	441401	5270853	pine, spruce, tags
114	10862.5	HUMUS	441401	5270865	pine, spruce, tags
114	10875	HUMUS	441401	5270878	pine, spruce, tags
114	10887.5	HUMUS	441404	5270890	pine, spruce, tags
114	10900	HUMUS	441404	5270902	pine, spruce, tags
114	10912.5	HUMUS	441404	5270915	pine, spruce, tags
114	10925	HUMUS	441404	5270927	pine, spruce, tags
114	10937.5	HUMUS	441404	5270940	pine, spruce, tags
114	10950	HUMUS	441404	5270952	pine, spruce, tags
LINE 114E					
114	9200	HUMUS	441400	5269200	spruce, balsam mix
114	9175	HUMUS	441400	5269176	spruce, balsam mix
114	9150	HUMUS	441400	5269152	spruce, balsam mix
114	9125	HUMUS	441400	5269129	spruce, balsam mix
114	9100	HUMUS	441400	5269105	spruce, balsam mix
114	9075	HUMUS	441400	5269081	spruce, balsam mix
114	9050	HUMUS	441400	5269057	spruce, balsam mix
114	9025	HUMUS	441400	5269033	spruce, balsam mix
114	9000	HUMUS	441400	5269010	spruce, balsam mix
114	8975	HUMUS	441400	5268986	spruce, balsam mix
114	8950	HUMUS	441400	5268962	spruce, balsam mix
114	8925	HUMUS	441400	5268938	spruce, balsam mix
114	8900	HUMUS	441400	5268914	spruce, balsam mix
114	8875	HUMUS	441400	5268890	birch mix
114	8850	HUMUS	441400	5268867	birch mix
114	8825	HUMUS	441400	5268843	birch mix
114	8800	HUMUS	441400	5268819	birch mix
114	8775	WET HUMUS	441400	5268795	cedar mix
114	8750	WET HUMUS	441400	5268771	cedar, creek
114	8725	HUMUS	441400	5268748	cedar mix
114	8700	HUMUS	441400	5268724	cedar mix
114	8675	HUMUS	441400	5268700	birch, spruce
LINE 112E					
112	10500	HUMUS	441207	5270500	spruce mix
112	10512.5	HUMUS	441207	5270513	spruce mix
112	10525	HUMUS	441207	5270525	spruce mix
112	10537.5	HUMUS	441207	5270538	spruce mix
112	10550	HUMUS	441207	5270547	spruce mix
112	10562.5	HUMUS	441166	5270530	spruce mix
112	10575	HUMUS	441131	5270535	spruce mix
112	10587.5	HUMUS	441102	5270545	spruce mix
112	10600	HUMUS	441073	5270565	spruce mix
112	10612.5	HUMUS	441070	5270598	spruce mix
112	10625	HUMUS	441076	5270632	spruce mix
112	10637.5	HUMUS	441091	5270662	spruce mix
112	10650	HUMUS	441149	5270678	pond edge, spruce
112	10662.5	HUMUS	441207	5270652	spruce, birch mix
112	10675	HUMUS	441207	5270678	spruce, birch mix
112	10687.5	HUMUS	441207	5270690	spruce, birch mix
112	10700	HUMUS	441207	5270703	spruce, birch mix
112	10712.5	HUMUS	441207	5270716	spruce, birch mix
112	10725	HUMUS	441207	5270729	spruce, birch mix
112	10737.5	HUMUS	441207	5270741	spruce, birch mix
112	10750	HUMUS	441207	5270754	spruce, birch mix
112	10762.5	HUMUS	441207	5270767	spruce, birch mix
112	10775	HUMUS	441207	5270779	spruce, birch mix
112	10787.5	HUMUS	441207	5270792	spruce mix
112	10800	HUMUS	441207	5270805	spruce mix
112	10812.5	HUMUS	441207	5270817	spruce mix
112	10825	HUMUS	441207	5270830	spruce, cedar mix
112	10837.5	HUMUS	441207	5270843	spruce, cedar mix
112	10850	HUMUS	441207	5270855	spruce, cedar mix
112	10862.5	HUMUS	441207	5270868	spruce, cedar mix

Errington Grid Humus Sample Locations and Descriptions

LINE 112E					
112	10875	HUMUS	441207	5270881	spruce, cedar mix
112	10887.5	HUMUS	441207	5270894	spruce mix
112	10900	HUMUS	441207	5270906	spruce mix
112	10912.5	HUMUS	441207	5270919	spruce mix
112	10925	HUMUS	441207	5270932	spruce mix
112	10937.5	HUMUS	441207	5270944	spruce mix
112	10950	HUMUS	441207	5270957	spruce mix
LINE 110E					
110	9100	HUMUS	441002	5269100	spruce, birch mix
110	9075	HUMUS	441002	5269075	spruce, birch mix
110	9050	HUMUS	441002	5269050	spruce, birch mix
110	9025	HUMUS	441002	5269025	spruce, birch mix
110	9000	HUMUS	441002	5269000	spruce, birch mix
110	8975	HUMUS	441002	5268975	spruce, birch mix
110	8950	HUMUS	441002	5268950	spruce, birch mix
110	8925	HUMUS	441002	5268925	spruce, birch mix
110	8900	HUMUS	441002	5268900	spruce, birch mix
110	8875	HUMUS	441002	5268875	spruce, birch mix
110	8850	HUMUS	441002	5268850	spruce, birch mix
110	8825	HUMUS	441002	5268825	spruce, birch mix
110	8800	WET HUMUS	441002	5268800	spruce mix
110	8775	WET HUMUS	441000	5268775	next to creek, spruce,tags
110	8750	HUMUS	441000	5268750	spruce, birch mix
110	8725	HUMUS	441000	5268725	spruce, birch mix
110	8700	HUMUS	441000	5268700	spruce, birch mix
LINE 108E					
108	10500	HUMUS	440802	5270502	pine, spruce mix, tags
108	10512.5	HUMUS	440802	5270515	pine, spruce mix, tags
108	10525	HUMUS	440802	5270527	pine, spruce mix, tags
108	10537.5	HUMUS	440802	5270540	pine, spruce mix, tags
108	10550	HUMUS	440802	5270552	pine, spruce mix, tags
108	10562.5	HUMUS	440802	5270565	pine, spruce mix, tags
108	10575	HUMUS	440802	5270578	pine, spruce mix, tags
108	10587.5	HUMUS	440802	5270590	pine, spruce mix, tags
108	10600	HUMUS	440802	5270603	pine, spruce mix, tags
108	10612.5	HUMUS	440802	5270615	pine, spruce mix, tags
108	10625	HUMUS	440802	5270628	pine, spruce mix, tags
108	10637.5	HUMUS	440802	5270640	pine, spruce mix, tags
108	10650	HUMUS	440802	5270653	pine, spruce mix, tags
108	10662.5	HUMUS	440802	5270666	pine, spruce mix, tags
108	10675	HUMUS	440802	5270678	pine, spruce mix, tags
108	10687.5	HUMUS	440802	5270691	pine, spruce mix, tags
108	10700	HUMUS	440802	5270703	pine, spruce mix, tags
108	10712.5	HUMUS	440802	5270716	pine, spruce mix, tags
108	10725	HUMUS	440802	5270729	pine, spruce mix, tags
108	10737.5	HUMUS	440802	5270741	pine, spruce mix, tags
108	10750	HUMUS	440802	5270754	pine, spruce mix, tags
108	10762.5	HUMUS	440802	5270766	spruce, tags
108	10775	HUMUS	440802	5270779	spruce, tags
108	10787.5	HUMUS	440802	5270791	spruce, tags
108	10800	HUMUS	440802	5270804	spruce, tags
108	10812.5	HUMUS	440802	5270817	spruce, tags
108	10825	HUMUS	440802	5270829	spruce, tags
108	10837.5	HUMUS	440802	5270842	spruce, tags
108	10850	HUMUS	440802	5270854	spruce, tags
108	10862.5	HUMUS	440800	5270867	spruce, tags
108	10875	HUMUS	440800	5270880	spruce, tags
108	10887.5	HUMUS	440800	5270892	spruce, tags
108	10900	HUMUS	440800	5270905	spruce, tags
108	10912.5	HUMUS	440800	5270917	spruce, tags
108	10925	HUMUS	440800	5270930	spruce, tags
108	10937.5	HUMUS	440800	5270942	spruce, tags
108	10950	HUMUS	440800	5270955	spruce, tags

LINE 106E					
106	10500	HUMUS	440596	5270506	spruce, pine birch
106	10512.5	HUMUS	440596	5270518	spruce, pine birch
106	10525	HUMUS	440596	5270531	spruce, pine birch
106	10537.5	HUMUS	440596	5270543	spruce, pine birch
106	10550	HUMUS	440596	5270556	spruce, pine birch
106	10562.5	HUMUS	440596	5270568	spruce, pine birch
106	10575	HUMUS	440596	5270580	spruce, pine birch
106	10587.5	HUMUS	440596	5270593	spruce, pine birch
106	10600	HUMUS	440596	5270605	spruce, pine birch
106	10612.5	HUMUS	440596	5270618	spruce, pine birch
106	10625	HUMUS	440596	5270630	spruce, pine birch
106	10637.5	HUMUS	440596	5270642	spruce, pine birch
106	10650	HUMUS	440596	5270655	spruce, pine birch
106	10662.5	HUMUS	440596	5270667	spruce, pine birch
106	10675	HUMUS	440596	5270679	spruce, pine birch
106	10687.5	HUMUS	440596	5270692	spruce, pine birch
106	10700	HUMUS	440596	5270704	spruce, pine birch
106	10712.5	HUMUS	440596	5270717	spruce, pine birch
106	10725	HUMUS	440596	5270729	spruce, pine birch
106	10737.5	HUMUS	440596	5270741	spruce, pine birch
106	10750	HUMUS	440596	5270754	spruce, pine birch
106	10762.5	HUMUS	440596	5270766	spruce, pine birch
106	10775	HUMUS	440596	5270779	spruce, pine birch
106	10787.5	HUMUS	440596	5270791	pine, spruce tags
106	10800	HUMUS	440596	5270803	pine, spruce tags
106	10812.5	HUMUS	440596	5270816	pine, spruce tags
106	10825	HUMUS	440596	5270828	pine, spruce tags
106	10837.5	HUMUS	440596	5270841	pine, spruce tags
106	10850	HUMUS	440596	5270853	pine, spruce tags
106	10862.5	HUMUS	440596	5270865	pine, spruce tags
106	10875	HUMUS	440596	5270878	pine, spruce tags
106	10887.5	HUMUS	440596	5270890	pine, spruce tags
106	10900	HUMUS	440596	5270902	pine, spruce tags
106	10912.5	HUMUS	440596	5270915	pine, spruce tags
106	10925	HUMUS	440596	5270927	pine, spruce tags
106	10937.5	HUMUS	440596	5270940	pine, spruce tags
106	10950	HUMUS	440596	5270952	pine, spruce tags
LINE 106E					
106	9100	HUMUS	440596	5269100	pine, poplar, spruce
106	9075	HUMUS	440596	5269075	pine, poplar, spruce
106	9050	HUMUS	440596	5269050	pine, poplar, spruce
106	9025	HUMUS	440596	5269025	pine, poplar, spruce
106	9000	HUMUS	440596	5269000	pine, poplar, spruce
106	8975	HUMUS	440596	5268975	pine, poplar, spruce
106	8950	HUMUS	440596	5268950	creek,pine, , spruce
106	8925	HUMUS	440596	5268925	creek,pine, , spruce
106	8900	HUMUS	440596	5268900	pine, poplar, spruce
106	8875	HUMUS	440596	5268875	pine, poplar, spruce
106	8850	HUMUS	440596	5268850	pine, poplar, spruce
106	8825	HUMUS	440596	5268825	pine, poplar, spruce
106	8800	HUMUS	440596	5268800	pine, poplar, spruce
LINE 104E					
104	10500	HUMUS	440420	5270496	spruce mix
104	10512.5	HUMUS	440420	5270509	spruce mix
104	10525	HUMUS	440420	5270522	spruce mix
104	10537.5	HUMUS	440420	5270534	spruce mix
104	10550	HUMUS	440420	5270547	spruce mix
104	10562.5	HUMUS	440420	5270560	spruce mix
104	10575	HUMUS	440420	5270573	spruce mix
104	10587.5	HUMUS	440420	5270585	spruce mix
104	10600	HUMUS	440420	5270598	spruce mix
104	10612.5	HUMUS	440420	5270611	spruce mix
104	10625	HUMUS	440420	5270624	spruce mix
104	10637.5	HUMUS	440420	5270637	spruce mix
104	10650	HUMUS	440420	5270649	spruce mix

Errington Grid Humus Sample Locations and Descriptions

LINE 104E					
104	10662.5	HUMUS	440420	5270662	balsam, spruce mix
104	10675	HUMUS	440420	5270675	balsam, spruce mix
104	10687.5	HUMUS	440420	5270688	balsam, spruce mix
104	10700	HUMUS	440420	5270700	balsam, spruce mix
104	10712.5	HUMUS	440420	5270713	balsam, spruce mix
104	10725	HUMUS	440421	5270726	balsam, spruce mix
104	10737.5	HUMUS	440421	5270739	balsam, spruce mix
104	10750	HUMUS	440421	5270752	balsam, spruce mix
104	10762.5	HUMUS	440421	5270764	balsam, spruce mix
104	10775	HUMUS	440420	5270777	balsam, spruce mix
104	10787.5	HUMUS	440420	5270790	balsam, spruce mix
104	10800	HUMUS	440420	5270803	balsam, spruce mix
104	10812.5	HUMUS	440418	5270815	balsam, spruce mix
104	10825	HUMUS	440418	5270828	balsam, spruce mix
104	10837.5	HUMUS	440418	5270841	balsam, spruce mix
104	10850	HUMUS	440418	5270854	balsam, spruce mix
104	10862.5	HUMUS	440418	5270867	balsam, spruce mix
104	10875	HUMUS	440418	5270879	balsam, spruce mix
104	10887.5	HUMUS	440418	5270892	balsam, spruce mix
104	10900	HUMUS	440418	5270905	spruce, birch mix
104	10912.5	HUMUS	440418	5270918	spruce, birch mix
104	10925	HUMUS	440418	5270930	spruce, birch mix
104	10937.5	HUMUS	440418	5270943	spruce, birch mix
104	10950	HUMUS	440418	5270956	spruce, birch mix
LINE 102E					
102	10500	HUMUS	440220	5270494	spruce, tags mix
102	10512.5	HUMUS	440220	5270507	spruce, tags mix
102	10525	HUMUS	440220	5270519	spruce, tags mix
102	10537.5	HUMUS	440220	5270532	spruce, tags mix
102	10550	HUMUS	440220	5270544	spruce mix
102	10562.5	HUMUS	440220	5270557	spruce mix
102	10575	HUMUS	440220	5270569	spruce mix
102	10587.5	HUMUS	440220	5270582	spruce mix
102	10600	HUMUS	440220	5270594	spruce mix
102	10612.5	HUMUS	440220	5270607	spruce mix
102	10625	HUMUS	440220	5270619	spruce mix
102	10637.5	HUMUS	440220	5270632	spruce mix
102	10650	HUMUS	440220	5270644	spruce mix
102	10662.5	HUMUS	440220	5270657	spruce mix
102	10675	HUMUS	440220	5270669	spruce mix
102	10687.5	HUMUS	440220	5270682	spruce mix
102	10700	HUMUS	440220	5270694	spruce mix
102	10712.5	HUMUS	440220	5270707	spruce mix
102	10725	HUMUS	440220	5270720	spruce mix
102	10737.5	HUMUS	440220	5270732	spruce mix
102	10750	HUMUS	440220	5270745	spruce mix
102	10762.5	HUMUS	440220	5270757	spruce mix
102	10775	HUMUS	440220	5270770	spruce mix
102	10787.5	HUMUS	440220	5270782	spruce mix
102	10800	HUMUS	440220	5270795	spruce mix
102	10812.5	HUMUS	440220	5270807	spruce, balsam mix
102	10825	HUMUS	440220	5270820	spruce, balsam mix
102	10837.5	HUMUS	440220	5270832	spruce, balsam mix
102	10850	HUMUS	440220	5270845	spruce, balsam mix
102	10862.5	HUMUS	440220	5270857	spruce, balsam mix
102	10875	HUMUS	440215	5270870	spruce, balsam mix
102	10887.5	HUMUS	440215	5270882	spruce, balsam mix
102	10900	HUMUS	440213	5270895	spruce, balsam mix
102	10912.5	HUMUS	440213	5270907	spruce, balsam mix
102	10925	HUMUS	440210	5270920	spruce, balsam mix
102	10937.5	HUMUS	440210	5270932	spruce, balsam mix
102	10950	HUMUS	440207	5270945	spruce, balsam mix

LINE 100E

100	10500	HUMUS	440019	5270492	spruce mix
100	10512.5	HUMUS	440019	5270505	spruce mix
100	10525	HUMUS	440019	5270517	spruce mix
100	10537.5	HUMUS	440019	5270530	spruce, birch mix
100	10550	HUMUS	440019	5270543	spruce, birch mix
100	10562.5	HUMUS	440019	5270556	spruce, birch mix
100	10575	HUMUS	440019	5270568	spruce, birch mix
100	10587.5	HUMUS	440019	5270581	spruce, birch mix
100	10600	HUMUS	440019	5270594	spruce, birch mix
100	10612.5	HUMUS	440019	5270607	spruce, birch mix
100	10625	HUMUS	440019	5270619	spruce, birch mix
100	10637.5	HUMUS	440019	5270632	spruce, birch mix
100	10650	HUMUS	440019	5270645	spruce, birch mix
100	10662.5	HUMUS	440019	5270657	spruce, birch mix
100	10675	HUMUS	440019	5270670	spruce, birch mix
100	10687.5	HUMUS	440017	5270683	spruce, birch mix
100	10700	HUMUS	440017	5270696	spruce, birch mix
100	10712.5	HUMUS	440017	5270708	spruce, pine, birch mix
100	10725	HUMUS	440017	5270721	spruce, pine, birch mix
100	10737.5	HUMUS	440017	5270734	spruce, pine, birch mix
100	10750	HUMUS	440017	5270746	spruce, pine, birch mix
100	10762.5	HUMUS	440017	5270759	spruce, pine, birch mix
100	10775	HUMUS	440015	5270772	spruce, pine, birch mix
100	10787.5	HUMUS	440015	5270785	spruce, pine, birch mix
100	10800	HUMUS	440015	5270797	spruce, pine, birch mix
100	10812.5	HUMUS	440015	5270810	spruce, pine, birch mix
100	10825	HUMUS	440015	5270823	spruce, pine, birch mix
100	10837.5	HUMUS	440015	5270836	spruce, pine, birch mix
100	10850	HUMUS	440015	5270848	spruce, pine, birch mix
100	10862.5	HUMUS	440015	5270861	spruce, pine, birch mix
100	10875	HUMUS	440015	5270874	spruce, pine, birch mix
100	10887.5	HUMUS	440015	5270886	spruce, pine, birch mix
100	10900	HUMUS	440015	5270899	spruce, pine, birch mix
100	10912.5	HUMUS	440014	5270912	spruce, pine, birch mix
100	10925	HUMUS	440014	5270925	spruce, pine, birch mix
100	10937.5	HUMUS	440014	5270937	spruce, pine, birch mix
100	10950	HUMUS	440014	5270950	spruce, pine, birch mix

LINE 98E

98	10500	HUMUS	439797	5270489	spruce mix
98	10512.5	HUMUS	439797	5270501	spruce mix
98	10525	HUMUS	439797	5270514	spruce mix
98	10537.5	HUMUS	439797	5270526	spruce mix
98	10550	HUMUS	439797	5270539	spruce mix
98	10562.5	HUMUS	439797	5270551	spruce mix
98	10575	HUMUS	439797	5270564	spruce mix
98	10587.5	HUMUS	439797	5270576	spruce, balsam
98	10600	HUMUS	439797	5270589	spruce, balsam
98	10612.5	HUMUS	439797	5270601	spruce, balsam
98	10625	HUMUS	439797	5270613	spruce, balsam
98	10637.5	HUMUS	439797	5270626	spruce, balsam
98	10650	HUMUS	439797	5270638	spruce, balsam
98	10662.5	HUMUS	439797	5270651	spruce, balsam
98	10675	HUMUS	439797	5270663	spruce, balsam
98	10687.5	HUMUS	439797	5270676	spruce, balsam
98	10700	HUMUS	439797	5270688	spruce, balsam
98	10712.5	HUMUS	439797	5270701	spruce, balsam
98	10725	HUMUS	439797	5270713	spruce, balsam
98	10737.5	HUMUS	439797	5270725	spruce, balsam
98	10750	HUMUS	439797	5270738	spruce, balsam
98	10762.5	HUMUS	439797	5270750	spruce, balsam
98	10775	HUMUS	439797	5270763	spruce, balsam
98	10787.5	HUMUS	439797	5270775	spruce, balsam
98	10800	HUMUS	439797	5270788	spruce, balsam
98	10812.5	HUMUS	439797	5270800	spruce, balsam
98	10825	HUMUS	439797	5270813	spruce, balsam

LINE 98E					
98	10837.5	HUMUS	439797	5270825	spruce, balsam
98	10850	HUMUS	439797	5270837	spruce, balsam
98	10862.5	HUMUS	439797	5270850	spruce, balsam
98	10875	HUMUS	439797	5270862	spruce, balsam
98	10887.5	HUMUS	439797	5270875	spruce, balsam
98	10900	HUMUS	439797	5270887	spruce, balsam
98	10912.5	HUMUS	439797	5270900	spruce, balsam
98	10925	HUMUS	439797	5270912	spruce, balsam
98	10937.5	HUMUS	439797	5270925	spruce, balsam
98	10950	HUMUS	439797	5270937	spruce, pine mix
LINE 96E					
96	10500	HUMUS	439428	5270476	spruce, pine mix
96	10512.5	HUMUS	439428	5270489	spruce, pine mix
96	10525	HUMUS	439428	5270502	spruce, pine mix
96	10537.5	HUMUS	439428	5270514	spruce, pine mix
96	10550	HUMUS	439428	5270527	spruce, pine mix
96	10562.5	HUMUS	439428	5270540	spruce, pine mix
96	10575	HUMUS	439428	5270553	spruce, pine mix
96	10587.5	HUMUS	439428	5270565	spruce, pine mix
96	10600	HUMUS	439428	5270578	spruce, pine mix
96	10612.5	HUMUS	439428	5270591	spruce, pine mix
96	10625	HUMUS	439428	5270604	spruce, pine mix
96	10637.5	HUMUS	439428	5270617	spruce, pine mix
96	10650	HUMUS	439428	5270629	spruce, pine mix
96	10662.5	HUMUS	439428	5270642	spruce, pine mix
96	10675	HUMUS	439428	5270655	spruce, pine mix
96	10687.5	HUMUS	439428	5270668	spruce, pine mix
96	10700	HUMUS	439428	5270680	spruce, pine mix
96	10712.5	HUMUS	439428	5270693	spruce, balsam mix
96	10725	HUMUS	439428	5270706	spruce, balsam mix
96	10737.5	HUMUS	439428	5270719	spruce, balsam mix
96	10750	HUMUS	439428	5270732	spruce, balsam mix
96	10762.5	HUMUS	439428	5270744	spruce, balsam mix
96	10775	HUMUS	439428	5270757	spruce, balsam mix
96	10787.5	HUMUS	439428	5270770	spruce, balsam mix
96	10800	HUMUS	439428	5270783	spruce, balsam mix
96	10812.5	HUMUS	439428	5270795	spruce, balsam mix
96	10825	HUMUS	439428	5270808	spruce, balsam mix
96	10837.5	HUMUS	439428	5270821	spruce, balsam mix
96	10850	HUMUS	439430	5270834	spruce, balsam mix
96	10862.5	HUMUS	439430	5270847	spruce, balsam mix
96	10875	HUMUS	439430	5270859	spruce, balsam mix
96	10887.5	HUMUS	439430	5270872	spruce, balsam mix
96	10900	HUMUS	439430	5270885	spruce, balsam mix
96	10912.5	HUMUS	439430	5270898	spruce, balsam mix
96	10925	HUMUS	439430	5270910	spruce, balsam mix
96	10937.5	HUMUS	439430	5270923	spruce, balsam mix
96	10950	HUMUS	439430	5270936	spruce, balsam mix
LINE 94E					
94	10500	HUMUS	439428	5270476	spruce, pine, cedar mix
94	10512.5	HUMUS	439428	5270489	spruce, pine, cedar mix
94	10525	HUMUS	439428	5270502	spruce, pine, cedar mix
94	10537.5	HUMUS	439428	5270514	spruce, pine, cedar mix
94	10550	HUMUS	439428	5270527	spruce, pine, cedar mix
94	10562.5	HUMUS	439428	5270540	spruce, pine, cedar mix
94	10575	HUMUS	439428	5270553	spruce, pine, cedar mix
94	10587.5	HUMUS	439428	5270565	spruce, pine, cedar mix
94	10600	HUMUS	439428	5270578	spruce, pine, cedar mix
94	10612.5	HUMUS	439428	5270591	spruce, pine, cedar mix
94	10625	HUMUS	439428	5270604	spruce, pine, cedar mix
94	10637.5	HUMUS	439428	5270617	spruce, pine, cedar mix
94	10650	HUMUS	439428	5270629	spruce, pine, cedar mix
94	10662.5	HUMUS	439428	5270642	spruce, pine, cedar mix
94	10675	HUMUS	439428	5270655	spruce, pine, cedar mix
94	10687.5	HUMUS	439428	5270668	spruce, pine, cedar mix

LINE 94E					
94	10700	HUMUS	439430	5270680	spruce, pine tag mix
94	10712.5	HUMUS	439430	5270693	spruce, pine tag mix
94	10725	HUMUS	439430	5270706	spruce, pine tag mix
94	10737.5	HUMUS	439430	5270719	spruce, pine tag mix
94	10750	HUMUS	439430	5270732	spruce, pine tag mix
94	10762.5	HUMUS	439430	5270744	spruce, pine tag mix
94	10775	HUMUS	439430	5270757	spruce, pine tag mix
94	10787.5	HUMUS	439430	5270770	spruce, pine tag mix
94	10800	HUMUS	439430	5270783	spruce, pine tag mix
94	10812.5	HUMUS	439430	5270795	spruce, pine tag mix
94	10825	HUMUS	439433	5270808	spruce, pine tag mix
94	10837.5	HUMUS	439433	5270821	spruce, pine tag mix
94	10850	HUMUS	439433	5270834	spruce, pine tag mix
94	10862.5	HUMUS	439433	5270847	spruce, pine tag mix
94	10875	HUMUS	439433	5270859	spruce, pine tag mix
94	10887.5	HUMUS	439433	5270872	spruce, pine tag mix
94	10900	HUMUS	439436	5270885	spruce, pine tag mix
94	10912.5	HUMUS	439436	5270898	spruce, pine tag mix
94	10925	HUMUS	439436	5270910	spruce, pine tag mix
94	10937.5	HUMUS	439436	5270923	spruce, pine tag mix
94	10950	HUMUS	439436	5270936	spruce, pine tag mix
LINE 92E					
92	10500	HUMUS	439218	5270492	spruce, pine tag mix
92	10512.5	HUMUS	439218	5270505	spruce, cedar, pine mix
92	10525	HUMUS	439218	5270518	spruce, cedar, pine mix
92	10537.5	HUMUS	439218	5270530	spruce, cedar, pine mix
92	10550	HUMUS	439218	5270543	spruce, cedar, pine mix
92	10562.5	HUMUS	439218	5270556	spruce, cedar, pine mix
92	10575	HUMUS	439218	5270569	spruce, cedar, pine mix
92	10587.5	HUMUS	439218	5270581	spruce, cedar, pine mix
92	10600	HUMUS	439218	5270594	spruce, cedar, pine mix
92	10612.5	HUMUS	439218	5270607	spruce, cedar, pine mix
92	10625	HUMUS	439218	5270620	spruce, cedar, pine mix
92	10637.5	HUMUS	439218	5270633	spruce, cedar, pine mix
92	10650	HUMUS	439218	5270645	spruce, cedar, pine mix
92	10662.5	HUMUS	439218	5270658	spruce, cedar, pine mix
92	10675	HUMUS	439218	5270671	spruce, cedar, pine mix
92	10687.5	HUMUS	439218	5270684	spruce, cedar, pine mix
92	10700	HUMUS	439218	5270696	spruce, cedar, pine mix
92	10712.5	HUMUS	439215	5270709	spruce, pine, tag mix
92	10725	HUMUS	439215	5270722	spruce, pine, tag mix
92	10737.5	HUMUS	439215	5270735	spruce, pine, tag mix
92	10750	HUMUS	439215	5270748	spruce, pine, tag mix
92	10762.5	HUMUS	439215	5270760	spruce, pine, tag mix
92	10775	HUMUS	439215	5270773	spruce, pine, tag mix
92	10787.5	HUMUS	439215	5270786	spruce, pine, tag mix
92	10800	HUMUS	439215	5270799	spruce, pine, tag mix
92	10812.5	HUMUS	439215	5270811	spruce, pine, tag mix
92	10825	HUMUS	439215	5270824	spruce, pine, tag mix
92	10837.5	HUMUS	439215	5270837	spruce, pine, tag mix
92	10850	HUMUS	439215	5270850	spruce, pine, tag mix
92	10862.5	HUMUS	439215	5270863	spruce, pine, tag mix
92	10875	HUMUS	439215	5270875	spruce, pine, tag mix
92	10887.5	HUMUS	439215	5270888	spruce, pine, tag mix
92	10900	HUMUS	439215	5270901	spruce, pine, tag,wet
92	10912.5	HUMUS	439212	5270914	spruce, pine, tag,wet
92	10925	HUMUS	439212	5270926	spruce, pine, tag,wet
92	10937.5	HUMUS	439212	5270939	spruce, pine, tag,wet
92	10950	HUMUS	439212	5270952	spruce, pine, tag,wet

LINE 90E

90	10500	HUMUS	439008	5270477	spruce, birch mix
90	10512.5	HUMUS	439008	5270489	spruce, birch mix
90	10525	HUMUS	439008	5270502	spruce, birch mix
90	10537.5	HUMUS	439008	5270514	spruce, birch mix
90	10550	HUMUS	439008	5270527	spruce, birch mix
90	10562.5	HUMUS	439008	5270539	spruce, birch mix
90	10575	HUMUS	439008	5270552	spruce, birch mix
90	10587.5	HUMUS	439008	5270564	spruce mix
90	10600	HUMUS	439008	5270577	spruce mix
90	10612.5	HUMUS	439008	5270589	spruce mix
90	10625	HUMUS	439008	5270602	spruce mix
90	10637.5	HUMUS	439008	5270614	spruce mix
90	10650	HUMUS	439008	5270627	spruce mix
90	10662.5	HUMUS	439008	5270639	spruce mix
90	10675	HUMUS	439008	5270652	spruce mix
90	10687.5	HUMUS	439008	5270664	spruce mix
90	10700	HUMUS	439008	5270677	spruce mix
90	10712.5	HUMUS	439008	5270689	spruce mix
90	10725	HUMUS	439008	5270702	spruce mix
90	10737.5	HUMUS	439008	5270714	spruce mix
90	10750	HUMUS	439008	5270726	spruce mix
90	10762.5	HUMUS	439008	5270739	spruce mix
90	10775	HUMUS	439008	5270751	spruce mix
90	10787.5	HUMUS	439008	5270764	spruce mix
90	10800	WET HUMUS	439008	5270776	swamp, pond
90	10812.5	WET HUMUS	439013	5270789	swamp, pond
90	10825	WET HUMUS	439013	5270801	swamp, pond
90	10837.5	WET HUMUS	439013	5270814	swamp, pond
90	10850	WET HUMUS	439013	5270826	swamp, pond
90	10862.5	WET HUMUS	439013	5270839	swamp, pond
90	10875	WET HUMUS	439013	5270851	swamp, pond
90	10887.5	WET HUMUS	439013	5270864	swamp, pond
90	10900	WET HUMUS	439013	5270876	swamp, pond
90	10912.5	WET HUMUS	439013	5270889	swamp, pond
90	10925	WET HUMUS	439013	5270901	swamp, pond
90	10937.5	WET HUMUS	439013	5270914	swamp, pond
90	10950	WET HUMUS	439013	5270926	swamp, pond

L88E

88	10500	HUMUS	438794	5270500	spruce, balsam mix
88	10512.5	HUMUS	438794	5270513	spruce, balsam mix
88	10525	HUMUS	438794	5270525	spruce, balsam mix
88	10537.5	HUMUS	438794	5270538	spruce, balsam mix
88	10550	HUMUS	438794	5270551	spruce, balsam mix
88	10562.5	HUMUS	438794	5270563	spruce, balsam mix
88	10575	HUMUS	438794	5270576	spruce, balsam mix
88	10587.5	HUMUS	438794	5270588	spruce, balsam mix
88	10600	HUMUS	438794	5270601	spruce, balsam mix
88	10612.5	HUMUS	438794	5270614	spruce, birch mix
88	10625	HUMUS	438794	5270626	spruce, birch mix
88	10637.5	HUMUS	438794	5270639	spruce, birch mix
88	10650	HUMUS	438794	5270652	spruce, birch mix
88	10662.5	HUMUS	438794	5270664	spruce, birch mix
88	10675	HUMUS	438794	5270677	spruce, birch mix
88	10687.5	HUMUS	438794	5270690	spruce, birch mix
88	10700	HUMUS	438794	5270702	spruce, birch mix
88	10712.5	HUMUS	438794	5270715	spruce, birch mix
88	10725	HUMUS	438794	5270728	spruce, birch mix
88	10737.5	HUMUS	438794	5270740	spruce, birch mix
88	10750	HUMUS	438794	5270753	spruce, birch mix
88	10762.5	HUMUS	438794	5270765	spruce, birch mix
88	10775	HUMUS	438795	5270778	spruce, birch mix
88	10787.5	HUMUS	438795	5270791	spruce mix
88	10800	HUMUS	438795	5270803	spruce mix
88	10812.5	HUMUS	438795	5270816	spruce mix
88	10825	HUMUS	438795	5270829	spruce mix

LINE 88E					
88	10837.5	HUMUS	438795	5270841	spruce mix
88	10850	HUMUS	438795	5270854	spruce mix
88	10862.5	HUMUS	438795	5270867	spruce mix
88	10875	HUMUS	438795	5270879	spruce mix
88	10887.5	HUMUS	438795	5270892	spruce mix
88	10900	HUMUS	438795	5270904	spruce mix
88	10912.5	HUMUS	438795	5270917	spruce mix
88	10925	HUMUS	438795	5270930	spruce mix
88	10937.5	HUMUS	438795	5270942	spruce mix
88	10950	HUMUS	438795	5270955	spruce mix
LINE 86E					
86	10500	HUMUS	438609	5270505	cedar, pine tag mix
86	10512.5	HUMUS	438609	5270517	cedar, pine tag mix
86	10525	HUMUS	438609	5270530	cedar, pine tag mix
86	10537.5	HUMUS	438609	5270542	spruce pine mix
86	10550	HUMUS	438609	5270555	spruce pine mix
86	10562.5	HUMUS	438609	5270567	spruce pine mix
86	10575	HUMUS	438609	5270580	spruce pine mix
86	10587.5	HUMUS	438609	5270592	spruce pine mix
86	10600	HUMUS	438609	5270605	spruce pine mix
86	10612.5	HUMUS	438609	5270617	spruce pine mix
86	10625	HUMUS	438609	5270630	spruce pine mix
86	10637.5	HUMUS	438609	5270642	spruce pine mix
86	10650	HUMUS	438609	5270655	spruce, pine tag mix
86	10662.5	HUMUS	438609	5270667	spruce, pine tag mix
86	10675	HUMUS	438609	5270680	spruce, pine tag mix
86	10687.5	HUMUS	438609	5270692	spruce, pine tag mix
86	10700	HUMUS	438609	5270705	spruce, pine tag mix
86	10712.5	HUMUS	438609	5270717	spruce, pine tag mix
86	10725	HUMUS	438609	5270730	spruce, pine tag mix
86	10737.5	HUMUS	438609	5270742	spruce, pine tag mix
86	10750	HUMUS	438609	5270754	spruce, pine tag mix
86	10762.5	HUMUS	438609	5270767	spruce, pine tag mix
86	10775	HUMUS	438610	5270779	spruce, pine tag mix
86	10787.5	HUMUS	438610	5270792	spruce, pine tag mix
86	10800	HUMUS	438610	5270804	spruce, pine tag mix
86	10812.5	HUMUS	438610	5270817	spruce, pine tag mix
86	10825	HUMUS	438610	5270829	spruce, pine tag mix
86	10837.5	HUMUS	438610	5270842	spruce, pine tag mix
86	10850	HUMUS	438610	5270854	spruce, pine tag mix
86	10862.5	HUMUS	438610	5270867	spruce, pine tag mix
86	10875	HUMUS	438610	5270879	spruce, pine tag mix
86	10887.5	HUMUS	438610	5270892	spruce, pine tag mix
86	10900	HUMUS	438610	5270904	spruce, pine tag mix
86	10912.5	HUMUS	438610	5270917	spruce, pine tag mix
86	10925	HUMUS	438610	5270929	spruce, pine tag mix
86	10937.5	HUMUS	438609	5270942	spruce, pine tag mix
86	10950	HUMUS	438609	5270954	spruce, pine tag mix
LINE 84E					
84	10500	HUMUS	438402	5270505	spruce, pine tag mix
84	10512.5	HUMUS	438402	5270517	spruce, pine tag mix
84	10525	HUMUS	438402	5270530	spruce, pine tag mix
84	10537.5	HUMUS	438402	5270542	spruce, pine birch mix
84	10550	HUMUS	438402	5270555	spruce, pine birch mix
84	10562.5	HUMUS	438402	5270567	spruce, pine birch mix
84	10575	HUMUS	438402	5270580	spruce, pine birch mix
84	10587.5	HUMUS	438402	5270592	spruce, pine birch mix
84	10600	HUMUS	438402	5270605	spruce, pine birch mix
84	10612.5	HUMUS	438402	5270617	spruce, pine birch mix
84	10625	HUMUS	438402	5270629	spruce, pine birch mix
84	10637.5	HUMUS	438402	5270642	spruce, pine birch mix
84	10650	HUMUS	438402	5270654	spruce, pine birch mix
84	10662.5	HUMUS	438402	5270667	spruce, pine birch mix
84	10675	HUMUS	438402	5270679	spruce, pine birch mix
84	10687.5	HUMUS	438402	5270692	spruce, pine birch mix

LINE84E					
84	10700	HUMUS	438402	5270704	spruce, pine birch mix
84	10712.5	HUMUS	438402	5270717	spruce, pine birch mix
84	10725	HUMUS	438403	5270729	spruce, pine birch mix
84	10737.5	HUMUS	438403	5270741	spruce, pine mix
84	10750	HUMUS	438403	5270754	spruce, pine mix
84	10762.5	HUMUS	438403	5270766	spruce, pine mix
84	10775	HUMUS	438403	5270779	spruce, pine mix
84	10787.5	HUMUS	438403	5270791	spruce, pine mix
84	10800	HUMUS	438403	5270804	spruce, pine mix
84	10812.5	HUMUS	438403	5270816	spruce, pine mix
84	10825	HUMUS	438403	5270829	spruce, pine mix
84	10837.5	HUMUS	438403	5270841	spruce, pine mix
84	10850	HUMUS	438403	5270853	spruce, pine mix
84	10862.5	HUMUS	438403	5270866	spruce, pine mix
84	10875	HUMUS	438403	5270878	spruce, pine mix
84	10887.5	HUMUS	438404	5270891	spruce, pine mix
84	10900	HUMUS	438405	5270903	spruce, pine mix
84	10912.5	HUMUS	438406	5270916	spruce, pine mix
84	10925	HUMUS	438406	5270928	spruce, pine mix
84	10937.5	HUMUS	438406	5270941	spruce, pine mix
84	10950	HUMUS	438408	5270953	spruce, pine mix
LINE 82E					
82	10500	HUMUS	438186	5270506	spruce, balsam mix
82	10512.5	HUMUS	438186	5270518	spruce, balsam mix
82	10525	HUMUS	438186	5270531	spruce, balsam mix
82	10537.5	HUMUS	438186	5270543	spruce, balsam mix
82	10550	HUMUS	438186	5270556	spruce, balsam mix
82	10562.5	HUMUS	438186	5270568	spruce, balsam mix
82	10575	HUMUS	438186	5270581	spruce, balsam mix
82	10587.5	HUMUS	438186	5270593	spruce, balsam mix
82	10600	HUMUS	438186	5270606	spruce, balsam mix
82	10612.5	HUMUS	438186	5270618	spruce, balsam mix
82	10625	HUMUS	438186	5270630	spruce, balsam mix
82	10637.5	HUMUS	438186	5270643	spruce, balsam mix
82	10650	HUMUS	438186	5270655	spruce, balsam mix
82	10662.5	HUMUS	438186	5270668	spruce, balsam mix
82	10675	HUMUS	438186	5270680	spruce, balsam mix
82	10687.5	HUMUS	438186	5270693	spruce, balsam mix
82	10700	HUMUS	438186	5270705	spruce, balsam mix
82	10712.5	HUMUS	438186	5270718	spruce, balsam mix
82	10725	HUMUS	438186	5270730	spruce, balsam mix
82	10737.5	HUMUS	438186	5270742	spruce, balsam mix
82	10750	HUMUS	438186	5270755	spruce, balsam mix
82	10762.5	HUMUS	438186	5270767	spruce, balsam mix
82	10775	HUMUS	438186	5270780	spruce, balsam mix
82	10787.5	HUMUS	438186	5270792	spruce, birch mix
82	10800	HUMUS	438186	5270805	spruce, birch mix
82	10812.5	HUMUS	438186	5270817	spruce, birch mix
82	10825	HUMUS	438186	5270830	spruce, birch mix
82	10837.5	HUMUS	438186	5270842	spruce, birch mix
82	10850	HUMUS	438186	5270854	spruce, birch mix
82	10862.5	HUMUS	438186	5270867	spruce, birch mix
82	10875	HUMUS	438186	5270879	spruce, birch mix
82	10887.5	HUMUS	438186	5270892	spruce, birch mix
82	10900	HUMUS	438186	5270904	spruce, birch mix
82	10912.5	HUMUS	438186	5270917	spruce, birch mix
82	10925	HUMUS	438186	5270929	spruce, birch mix
82	10937.5	HUMUS	438186	5270942	spruce, birch mix
82	10950	HUMUS	438186	5270954	spruce, birch mix

Appendix 4 (Assay Certificates)

Quality Analysis ... *Innovative Technologies*

Date Submitted: 29-May-15
Invoice No.: A15-03839
Invoice Date: 08-Jun-15
Your Reference: 240

Trelawney Mining and Exploration
PO BOX 100
Gogama ON P0M 1W0
Canada

ATTN: Alan Smith

CERTIFICATE OF ANALYSIS

56 Soil samples were submitted for analysis.

The following analytical package was requested:

Code 1A2-Sudbury Au - Fire Assay AA
Code 1E3-Sudbury Aqua Regia ICP(AQUAGEO)
Code Wgt Rpt (kg)-Internal Sudbury Received Weights

REPORT **A15-03839**

This report may be reproduced without our consent. If only selected portions of the report are reproduced, permission must be obtained. If no instructions were given at time of sample submittal regarding excess material, it will be discarded within 90 days of this report. Our liability is limited solely to the analytical cost of these analyses. Test results are representative only of material submitted for analysis.

Notes:

If value exceeds upper limit we recommend reassay by fire assay gravimetric-Code 1A3
Values which exceed the upper limit should be assayed for accurate numbers.

CERTIFIED BY:

Emmanuel Eseme , Ph.D.
Quality Control

SCC Accredited LAB
LAB Accrédité CCN

ACTIVATION LABORATORIES LTD.

1010 Lorne Street Unit West 4, Sudbury, Ontario, Canada, P3C 4R9
TELEPHONE +705 586-3288 or +1.888.228.5227 FAX +1.905.648.9613
E-MAIL Sudbury@actlabs.com ACTLABS GROUP WEBSITE www.actlabs.com

Results

SAMPLE_NO	Au_FA-AA	Ag_AR-ICP	Al_AR-ICP	As_AR-ICP	B_AR-ICP	Ba_AR-ICP	Be_AR-ICP	Bi_AR-ICP	Ca_AR-ICP	Cd_AR-ICP	Co_AR-ICP	Cr_AR-ICP	Cu_AR-ICP	Fe_AR-ICP	Ga_AR-ICP	Hg_AR-ICP	K_AR-ICP	La_AR-ICP	Mg_AR-ICP	Mn_AR-ICP	Mo_AR-ICP	Na_AR-ICP	Ni_AR-ICP
	ppm	ppm	%	ppm	ppm	ppm	ppm	ppm	%	ppm	ppm	ppm	ppm	%	ppm	ppm	%	ppm	%	ppm	ppm	%	ppm
JV-001	< 0.005	< 0.2	1.79	3	< 10	35	< 0.5	< 2	0.25	< 0.5	5	31	3	1.61	< 10	< 1	0.03	13	0.23	100	< 1	0.025	11
JV-002	< 0.005	< 0.2	1.17	< 2	< 10	20	< 0.5	< 2	0.29	< 0.5	5	22	4	1.22	< 10	< 1	0.02	12	0.25	118	< 1	0.025	11
JV-003	< 0.005	< 0.2	1.54	< 2	< 10	29	< 0.5	< 2	0.27	< 0.5	5	29	4	1.43	< 10	< 1	0.03	12	0.24	118	< 1	0.025	16
JV-004	0.006	< 0.2	1.04	2	< 10	35	< 0.5	< 2	0.33	< 0.5	5	30	5	1.14	< 10	< 1	0.03	11	0.29	143	< 1	0.028	16
JV-005	< 0.005	< 0.2	1.63	< 2	< 10	33	< 0.5	< 2	0.26	< 0.5	5	29	5	1.81	< 10	< 1	0.03	13	0.26	113	< 1	0.025	15
JV-006	< 0.005	< 0.2	1.60	2	< 10	43	< 0.5	< 2	0.25	< 0.5	4	31	6	2.23	< 10	< 1	0.03	13	0.22	107	< 1	0.023	11
JV-007	< 0.005	< 0.2	1.57	2	< 10	33	< 0.5	< 2	0.26	< 0.5	5	32	7	1.58	< 10	< 1	0.03	11	0.27	120	< 1	0.025	17
JV-008	< 0.005	< 0.2	1.45	< 2	< 10	32	< 0.5	< 2	0.27	< 0.5	6	28	5	1.45	< 10	< 1	0.03	11	0.24	110	< 1	0.025	16
JV-009	< 0.005	< 0.2	1.53	< 2	< 10	40	< 0.5	< 2	0.24	< 0.5	5	26	4	1.46	< 10	< 1	0.03	13	0.18	105	< 1	0.024	13
JV-010	< 0.005	< 0.2	2.00	2	< 10	48	< 0.5	< 2	0.22	< 0.5	5	33	2	1.96	< 10	< 1	0.04	11	0.20	96	< 1	0.023	15
JV-011	< 0.005	< 0.2	1.12	< 2	< 10	24	< 0.5	< 2	0.21	< 0.5	3	21	2	1.33	< 10	< 1	0.03	< 10	0.18	121	< 1	0.021	9
JV-012	< 0.005	< 0.2	1.15	< 2	< 10	23	< 0.5	< 2	0.24	< 0.5	5	24	4	1.25	< 10	< 1	0.02	< 10	0.23	113	< 1	0.023	11
JV-013	< 0.005	< 0.2	1.74	< 2	< 10	36	< 0.5	< 2	0.22	< 0.5	5	26	3	1.53	< 10	< 1	0.03	< 10	0.21	134	< 1	0.023	15
JV-014	< 0.005	< 0.2	1.45	< 2	< 10	32	< 0.5	< 2	0.21	< 0.5	4	26	2	1.36	< 10	< 1	0.03	11	0.16	91	< 1	0.022	8
JV-015	< 0.005	< 0.2	1.36	< 2	< 10	34	< 0.5	< 2	0.26	< 0.5	5	31	3	1.89	< 10	< 1	0.04	12	0.23	125	< 1	0.024	13
JV-016	< 0.005	< 0.2	1.30	< 2	< 10	33	< 0.5	< 2	0.30	< 0.5	5	25	4	1.28	< 10	< 1	0.04	12	0.27	115	< 1	0.027	13
JV-017	< 0.005	< 0.2	1.25	< 2	< 10	43	< 0.5	< 2	0.26	< 0.5	5	25	3	1.21	< 10	< 1	0.04	11	0.23	117	< 1	0.025	13
JV-018	< 0.005	< 0.2	1.08	< 2	< 10	33	< 0.5	< 2	0.27	< 0.5	4	22	3	1.24	< 10	< 1	0.03	10	0.21	106	< 1	0.025	13
JV-019	0.005	< 0.2	1.52	< 2	< 10	32	< 0.5	< 2	0.27	< 0.5	5	30	3	1.41	< 10	< 1	0.03	11	0.26	113	< 1	0.027	16
JV-020	< 0.005	< 0.2	1.14	8	< 10	55	< 0.5	< 2	0.50	< 0.5	7	33	15	1.42	< 10	< 1	0.04	24	0.24	204	< 1	0.029	11
JV-021	< 0.005	< 0.2	0.87	3	< 10	43	< 0.5	< 2	0.46	< 0.5	5	24	7	1.20	< 10	< 1	0.03	15	0.21	206	< 1	0.025	9
JV-022	< 0.005	< 0.2	1.56	3	< 10	28	< 0.5	< 2	0.27	< 0.5	5	29	3	1.35	< 10	< 1	0.03	11	0.25	104	< 1	0.025	14
JV-023	< 0.005	< 0.2	1.62	< 2	< 10	45	< 0.5	< 2	0.22	< 0.5	4	26	2	1.73	< 10	< 1	0.03	10	0.16	79	< 1	0.023	9
JV-024	< 0.005	< 0.2	1.47	< 2	< 10	32	< 0.5	< 2	0.31	< 0.5	7	31	6	1.49	< 10	< 1	0.03	12	0.28	114	< 1	0.027	16
JV-025	< 0.005	< 0.2	1.48	< 2	< 10	43	< 0.5	< 2	0.23	< 0.5	7	26	5	2.14	< 10	< 1	0.03	< 10	0.19	83	< 1	0.024	15
JV-026	< 0.005	< 0.2	1.78	< 2	< 10	37	< 0.5	< 2	0.23	< 0.5	6	31	3	1.66	< 10	< 1	0.03	11	0.23	100	< 1	0.024	15
JV-027	< 0.005	< 0.2	0.90	< 2	< 10	25	< 0.5	< 2	0.21	< 0.5	3	16	1	1.08	< 10	< 1	0.02	< 10	0.15	122	< 1	0.022	6
JV-028	< 0.005	< 0.2	1.45	< 2	< 10	29	< 0.5	< 2	0.21	< 0.5	3	22	4	1.42	< 10	< 1	0.03	11	0.13	87	< 1	0.023	9
JV-029	< 0.005	< 0.2	1.16	< 2	< 10	43	< 0.5	< 2	0.25	< 0.5	5	23	4	1.57	< 10	< 1	0.03	< 10	0.21	213	< 1	0.024	10
JV-030	< 0.005	< 0.2	1.14	< 2	< 10	34	< 0.5	< 2	0.26	< 0.5	5	23	3	1.29	< 10	< 1	0.03	< 10	0.21	193	< 1	0.024	12
JV-031	< 0.005	< 0.2	0.89	< 2	< 10	21	< 0.5	< 2	0.25	< 0.5	4	18	2	1.03	< 10	< 1	0.02	< 10	0.21	117	< 1	0.023	9
JV-032	< 0.005	< 0.2	1.69	< 2	< 10	32	< 0.5	< 2	0.25	< 0.5	6	34	3	1.50	< 10	< 1	0.03	11	0.27	113	< 1	0.027	16
JV-033	< 0.005	< 0.2	1.23	< 2	< 10	23	< 0.5	< 2	0.22	< 0.5	5	23	3	1.23	< 10	< 1	0.03	< 10	0.22	93	< 1	0.024	13
JV-034	0.147	< 0.2	0.88	5	< 10	30	< 0.5	< 2	0.20	< 0.5	3	23	5	2.55	< 10	< 1	0.03	< 10	0.16	92	< 1	0.021	6
JV-035	< 0.005	< 0.2	0.83	< 2	< 10	25	< 0.5	< 2	0.32	< 0.5	4	19	4	1.01	< 10	< 1	0.03	< 10	0.26	116	< 1	0.026	11
JV-036	< 0.005	< 0.2	1.19	3	< 10	29	< 0.5	< 2	0.21	< 0.5	3	23	3	1.48	< 10	< 1	0.03	< 10	0.20	84	< 1	0.023	8
JV-037	< 0.005	< 0.2	0.83	8	< 10	46	< 0.5	< 2	0.51	< 0.5	4	18	7	0.93	< 10	< 1	0.03	11	0.20	162	< 1	0.018	8
JV-038	< 0.005	< 0.2	0.81	< 2	< 10	28	< 0.5	< 2	0.30	< 0.5	4	15	5	1.15	< 10	< 1	0.03	< 10	0.24	160	< 1	0.025	10
JV-039	< 0.005	< 0.2	1.99	3	< 10	41	< 0.5	< 2	0.20	< 0.5	5	32	6	1.53	< 10	< 1	0.03	11	0.18	96	< 1	0.023	14
JV-040	0.005	< 0.2	1.45	< 2	< 10	43	< 0.5	< 2	0.24	< 0.5	4	28	5	1.66	< 10	< 1	0.03	11	0.20	108	< 1	0.024	11
JV-041	< 0.005	< 0.2	1.85	< 2	< 10	37	< 0.5	< 2	0.22	< 0.5	4	28	3	1.61	< 10	< 1	0.03	< 10	0.18	124	< 1	0.023	10
JV-042	< 0.005	< 0.2	1.59	< 2	< 10	41	< 0.5	< 2	0.24	< 0.5	5	27	3	1.49	< 10	< 1	0.03	< 10	0.20	97	< 1	0.024	15
JV-043	< 0.005	< 0.2	1.99	< 2	< 10	36	< 0.5	< 2	0.25	< 0.5	7	32	8	2.22	< 10	< 1	0.03	10	0.29	118	< 1	0.023	22
JV-044	< 0.005	< 0.2	1.50	< 2	< 10	46	< 0.5	< 2	0.24	< 0.5	6	27	14	2.92	< 10	< 1	0.04	< 10	0.34	142	1	0.023	13
JV-045	< 0.005	< 0.2	1.30	< 2	< 10	29	< 0.5	< 2	0.32	< 0.5	7	27	26	2.81	< 10	< 1	0.03	11	0.41	161	1	0.027	14
JV-046	< 0.005	< 0.2	1.30	< 2	< 10	31	< 0.5	< 2	0.19	< 0.5	3	21	2	1.37	< 10	< 1	0.02	< 10	0.15	74	< 1	0.024	9
JV-047	< 0.005	< 0.2	1.44	2	< 10	32	< 0.5	< 2	0.25	< 0.5	6	26	4	1.37	< 10	< 1	0.03	< 10	0.23	103	< 1	0.027	15
JV-048	< 0.005	< 0.2	1.30	< 2	< 10	44	< 0.5	< 2	0.22	< 0.5	5	21	4	1.72	< 10	< 1	0.03	< 10	0.20	117	< 1	0.024	10
JV-049	< 0.005	< 0.2	0.75	< 2	< 10	21	< 0.5	< 2	0.21	< 0.5	2	13	2	0.95	< 10	< 1	0.02	< 10	0.14	74	< 1	0.023	5
JV-050	< 0.005	< 0.2	1.12	< 2	< 10	32	< 0.5	< 2	0.19	< 0.5	3	21	4	1.89	< 10	< 1	0.03	< 10	0.19	86	< 1	0.022	6

SAMPLE_NO	Au_FA-AA	Ag_AR-ICP	Al_AR-ICP	As_AR-ICP	B_AR-ICP	Ba_AR-ICP	Be_AR-ICP	Bi_AR-ICP	Ca_AR-ICP	Cd_AR-ICP	Co_AR-ICP	Cr_AR-ICP	Cu_AR-ICP	Fe_AR-ICP	Ga_AR-ICP	Hg_AR-ICP	K_AR-ICP	La_AR-ICP	Mg_AR-ICP	Mn_AR-ICP	Mo_AR-ICP	Na_AR-ICP	Ni_AR-ICP
	ppm	ppm	%	ppm	ppm	ppm	ppm	ppm	%	ppm	ppm	ppm	ppm	%	ppm	ppm	%	ppm	%	ppm	ppm	%	ppm
JV-051	< 0.005	< 0.2	0.99	< 2	< 10	32	< 0.5	< 2	0.21	< 0.5	2	20	3	1.77	< 10	< 1	0.03	< 10	0.14	82	< 1	0.023	3
JV-052	< 0.005	< 0.2	2.03	< 2	< 10	58	< 0.5	< 2	0.29	< 0.5	7	30	8	2.17	< 10	< 1	0.05	13	0.32	168	< 1	0.026	18
JV-053	< 0.005	< 0.2	1.16	< 2	< 10	45	< 0.5	< 2	0.23	< 0.5	4	23	5	2.10	10	< 1	0.04	12	0.23	147	< 1	0.023	9
JV-054	0.006	< 0.2	2.37	< 2	< 10	60	< 0.5	< 2	0.28	< 0.5	8	33	17	2.72	< 10	< 1	0.05	12	0.41	302	< 1	0.025	18
JV-055	< 0.005	< 0.2	1.80	< 2	< 10	66	< 0.5	< 2	0.23	< 0.5	7	29	5	1.45	< 10	< 1	0.04	12	0.23	178	< 1	0.024	17
JV-056	< 0.005	< 0.2	2.28	< 2	< 10	67	< 0.5	< 2	0.26	< 0.5	8	32	7	2.15	< 10	< 1	0.05	12	0.28	145	< 1	0.025	20

Results

SAMPLE_NO	P_AR-ICP	Pb_AR-ICP	S_AR-ICP	Sb_AR-ICP	Sc_AR-ICP	Sr_AR-ICP	Te_AR-ICP	Ti_AR-ICP	Tl_AR-ICP	U_AR-ICP	V_AR-ICP	W_AR-ICP	Y_AR-ICP	Zn_AR-ICP	Zr_AR-ICP
	%	ppm	%	ppm	ppm	ppm	ppm	%	ppm	ppm	ppm	ppm	ppm	ppm	ppm
JV-001	0.023	4	0.02	< 2	3	20	< 1	0.11	< 2	< 10	34	< 10	4	17	3
JV-002	0.040	< 2	0.01	< 2	2	18	4	0.10	< 2	< 10	29	< 10	5	13	3
JV-003	0.045	4	0.02	< 2	2	20	< 1	0.10	< 2	< 10	31	< 10	4	18	3
JV-004	0.039	2	< 0.01	< 2	2	21	< 1	0.11	< 2	< 10	28	< 10	4	16	5
JV-005	0.030	5	0.02	< 2	3	19	< 1	0.13	2	< 10	35	< 10	5	20	4
JV-006	0.029	3	0.02	< 2	3	20	< 1	0.12	< 2	< 10	43	< 10	4	20	5
JV-007	0.048	4	0.02	< 2	2	20	< 1	0.10	< 2	< 10	31	< 10	3	19	3
JV-008	0.043	2	0.02	< 2	2	19	< 1	0.11	< 2	< 10	32	< 10	4	17	3
JV-009	0.034	4	0.02	< 2	2	20	< 1	0.11	< 2	< 10	32	< 10	4	15	3
JV-010	0.051	5	0.02	< 2	3	20	< 1	0.13	< 2	< 10	44	< 10	4	16	4
JV-011	0.055	3	0.02	< 2	2	15	< 1	0.10	< 2	< 10	31	< 10	3	14	2
JV-012	0.044	< 2	0.01	< 2	2	17	2	0.10	< 2	< 10	30	< 10	4	15	2
JV-013	0.072	4	0.02	< 2	2	16	< 1	0.10	< 2	< 10	34	< 10	3	18	2
JV-014	0.031	4	0.02	< 2	2	19	< 1	0.11	< 2	< 10	31	< 10	4	11	4
JV-015	0.058	5	0.02	< 2	2	19	< 1	0.13	< 2	< 10	44	< 10	4	14	4
JV-016	0.030	4	0.01	< 2	2	22	< 1	0.11	< 2	< 10	29	< 10	4	14	4
JV-017	0.023	2	< 0.01	< 2	2	21	< 1	0.12	< 2	< 10	29	< 10	4	16	4
JV-018	0.060	4	< 0.01	< 2	2	19	< 1	0.10	< 2	< 10	29	< 10	4	14	3
JV-019	0.023	3	0.01	< 2	3	20	< 1	0.11	< 2	< 10	29	< 10	4	15	3
JV-020	0.022	4	< 0.01	< 2	3	26	< 1	0.09	< 2	< 10	47	< 10	9	13	2
JV-021	0.018	3	< 0.01	< 2	2	24	< 1	0.09	< 2	< 10	38	< 10	5	12	2
JV-022	0.027	2	0.01	< 2	2	18	< 1	0.10	< 2	< 10	27	< 10	5	14	3
JV-023	0.035	6	0.02	< 2	2	19	< 1	0.12	< 2	< 10	38	< 10	3	16	4
JV-024	0.037	3	0.02	< 2	2	22	< 1	0.11	< 2	< 10	32	< 10	5	17	5
JV-025	0.019	4	0.01	< 2	2	21	< 1	0.16	< 2	< 10	51	< 10	3	16	5
JV-026	0.041	4	0.04	< 2	3	18	< 1	0.12	< 2	< 10	36	< 10	4	19	6
JV-027	0.023	3	0.01	< 2	2	17	< 1	0.11	< 2	< 10	25	< 10	3	14	3
JV-028	0.047	4	0.02	< 2	2	18	< 1	0.10	< 2	< 10	31	< 10	3	13	2
JV-029	0.096	3	0.01	< 2	2	19	< 1	0.09	< 2	< 10	36	< 10	3	29	1
JV-030	0.053	2	< 0.01	< 2	2	19	< 1	0.10	< 2	< 10	30	< 10	3	19	2
JV-031	0.046	< 2	< 0.01	< 2	2	15	< 1	0.08	< 2	< 10	24	< 10	4	14	3
JV-032	0.036	< 2	0.02	< 2	3	19	< 1	0.11	< 2	< 10	32	< 10	4	17	4
JV-033	0.023	3	0.01	< 2	2	16	2	0.10	< 2	< 10	27	< 10	3	12	4
JV-034	0.032	7	0.02	< 2	2	19	< 1	0.15	< 2	< 10	58	< 10	3	17	4
JV-035	0.033	2	< 0.01	< 2	2	20	< 1	0.10	3	< 10	24	< 10	4	13	3
JV-036	0.012	3	0.01	< 2	2	17	< 1	0.10	< 2	< 10	28	< 10	3	10	4
JV-037	0.054	2	0.09	< 2	1	18	< 1	0.05	< 2	< 10	29	< 10	4	22	< 1
JV-038	0.050	< 2	0.01	< 2	2	16	< 1	0.09	< 2	< 10	29	< 10	4	16	2
JV-039	0.049	5	0.03	< 2	2	17	< 1	0.09	< 2	< 10	35	< 10	3	15	3
JV-040	0.073	3	0.02	< 2	2	19	< 1	0.11	< 2	< 10	34	< 10	4	13	3
JV-041	0.048	5	0.03	< 2	2	17	< 1	0.10	2	< 10	34	< 10	3	12	3
JV-042	0.051	3	0.01	< 2	2	18	< 1	0.10	< 2	< 10	33	< 10	4	15	3
JV-043	0.046	2	0.02	< 2	2	18	< 1	0.12	< 2	< 10	43	< 10	3	24	4
JV-044	0.053	7	0.02	< 2	2	18	< 1	0.15	< 2	< 10	61	< 10	3	36	5
JV-045	0.035	6	0.01	< 2	2	20	< 1	0.18	< 2	< 10	74	< 10	4	23	6
JV-046	0.010	5	0.02	< 2	2	17	< 1	0.12	< 2	< 10	36	< 10	3	9	6
JV-047	0.018	3	0.01	< 2	2	18	< 1	0.11	2	< 10	29	< 10	3	14	4
JV-048	0.023	4	< 0.01	< 2	2	18	< 1	0.14	2	< 10	44	< 10	3	21	5
JV-049	0.020	3	< 0.01	< 2	1	15	< 1	0.09	< 2	< 10	26	< 10	3	9	4
JV-050	0.027	4	0.01	< 2	2	17	< 1	0.13	< 2	< 10	49	< 10	3	14	5

SAMPLE_NO	P_AR-ICP	Pb_AR-ICP	S_AR-ICP	Sb_AR-ICP	Sc_AR-ICP	Sr_AR-ICP	Te_AR-ICP	Ti_AR-ICP	Tl_AR-ICP	U_AR-ICP	V_AR-ICP	W_AR-ICP	Y_AR-ICP	Zn_AR-ICP	Zr_AR-ICP
	%	ppm	%	ppm	ppm	ppm	ppm	%	ppm	ppm	ppm	ppm	ppm	ppm	ppm
JV-051	0.020	6	0.01	< 2	2	20	< 1	0.14	< 2	< 10	52	< 10	3	13	6
JV-052	0.044	4	0.02	< 2	2	24	< 1	0.13	< 2	< 10	43	< 10	3	49	3
JV-053	0.040	8	0.01	< 2	2	23	< 1	0.19	< 2	< 10	64	< 10	3	25	5
JV-054	0.053	5	0.03	< 2	3	21	< 1	0.14	3	< 10	53	< 10	4	52	4
JV-055	0.025	2	0.01	< 2	2	20	< 1	0.12	< 2	< 10	31	< 10	3	30	3
JV-056	0.052	5	0.03	< 2	3	21	< 1	0.13	< 2	< 10	42	< 10	4	42	5

QC

SAMPLE_NO	Au_FA-AA	Ag_AR-ICP	Al_AR-ICP	As_AR-ICP	B_AR-ICP	Ba_AR-ICP	Be_AR-ICP	Bi_AR-ICP	Ca_AR-ICP	Cd_AR-ICP	Co_AR-ICP	Cr_AR-ICP	Cu_AR-ICP	Fe_AR-ICP	Ga_AR-ICP	Hg_AR-ICP	K_AR-ICP	La_AR-ICP	Mg_AR-ICP	Mn_AR-ICP	Mo_AR-ICP	Na_AR-ICP	Ni_AR-ICP
	ppm	ppm	%	ppm	ppm	ppm	ppm	ppm	%	ppm	ppm	ppm	ppm	%	ppm	ppm	%	ppm	%	ppm	ppm	%	ppm
GXR-1 Meas		30.5	0.38	409	11	380	0.8	1340	0.85	2.0	6	6	1180	23.7	< 10	5	0.02	< 10	0.15	847	16	0.054	39
GXR-1 Cert		31.0	3.52	427	15.0	750	1.22	1380	0.960	3.30	8.20	12.0	1110	23.6	13.8	3.90	0.050	7.50	0.217	852	18.0	0.0520	41.0
GXR-4 Meas		3.4	2.86	103	< 10	42	1.4	18	0.94	< 0.5	13	55	6800	3.03	10	< 1	1.70	51	1.69	140	337	0.142	41
GXR-4 Cert		4.0	7.20	98.0	4.50	1640	1.90	19.0	1.01	0.860	14.6	64.0	6520	3.09	20.0	0.110	4.01	64.5	1.66	155	310	0.564	42.0
GXR-6 Meas		0.4	7.81	245	< 10	1150	0.9	< 2	0.16	< 0.5	14	82	71	5.79	20	< 1	1.22	11	0.44	1120	3	0.087	24
GXR-6 Cert		1.30	17.7	330	9.80	1300	1.40	0.290	0.180	1.00	13.8	96.0	66.0	5.58	35.0	0.0680	1.87	13.9	0.609	1010	2.40	0.104	27.0
SAR-M (U.S.G.S.) Meas		3.1	1.26	34		226	1.1	< 2	0.33	4.4	11	87	341	2.88	< 10		0.34	50	0.37	4620	13	0.038	43
SAR-M (U.S.G.S.) Cert		3.64	6.30	38.8		801	2.20	1.94	0.61	5.27	10.70	79.7	331.0000	2.99	17		2.94	57.4	0.50	5220	13.1	1.140	41.5
OxD108 Meas	0.389																						
OxD108 Cert	0.414																						
OxD108 Meas	0.415																						
OxD108 Cert	0.414																						
SG66 Meas	1.02																						
SG66 Cert	1.09																						
SG66 Meas	1.03																						
SG66 Cert	1.09																						
JV-010 Dup	< 0.005																						
JV-015 Dup		< 0.2	1.39	< 2	< 10	35	< 0.5	< 2	0.27	< 0.5	5	32	4	1.94	< 10	< 1	0.04	11	0.24	131	< 1	0.024	12
JV-020 Dup	< 0.005																						
JV-030 Split	< 0.005	< 0.2	1.14	< 2	< 10	34	< 0.5	< 2	0.26	< 0.5	5	23	3	1.31	< 10	< 1	0.03	< 10	0.21	200	< 1	0.024	12
JV-030 Dup	< 0.005	< 0.2	1.12	< 2	< 10	33	< 0.5	< 2	0.25	< 0.5	4	23	3	1.29	< 10	< 1	0.02	< 10	0.20	191	< 1	0.024	11
JV-044 Dup	< 0.005																						
JV-045 Dup		< 0.2	1.30	< 2	< 10	28	< 0.5	< 2	0.32	< 0.5	7	25	26	2.80	< 10	< 1	0.03	10	0.41	166	2	0.026	12
JV-050 Split	< 0.005	< 0.2	1.15	< 2	< 10	33	< 0.5	< 2	0.20	< 0.5	3	23	5	1.95	< 10	< 1	0.03	< 10	0.20	91	< 1	0.023	7
JV-054 Dup	0.005																						
JV-056 Dup		< 0.2	2.33	3	< 10	69	< 0.5	< 2	0.27	< 0.5	8	34	7	2.20	< 10	< 1	0.05	12	0.29	149	< 1	0.027	19

QC

SAMPLE_NO	P_AR-ICP	Pb_AR-ICP	S_AR-ICP	Sb_AR-ICP	Sc_AR-ICP	Sr_AR-ICP	Te_AR-ICP	Ti_AR-ICP	Tl_AR-ICP	U_AR-ICP	V_AR-ICP	W_AR-ICP	Y_AR-ICP	Zn_AR-ICP	Zr_AR-ICP
	%	ppm	%	ppm	ppm	ppm	ppm	%	ppm	ppm	ppm	ppm	ppm	ppm	ppm
GXR-1 Meas	0.047	674	0.23	83	1	203	5	< 0.01	< 2	28	81	163	26	735	16
GXR-1 Cert	0.0650	730	0.257	122	1.58	275	13.0	0.036	0.390	34.9	80.0	164	32.0	760	38.0
GXR-4 Meas	0.120	41	1.83	< 2	7	79	4	0.14	4	< 10	81	13	12	70	11
GXR-4 Cert	0.120	52.0	1.77	4.80	7.70	221	0.970	0.29	3.20	6.20	87.0	30.8	14.0	73.0	186
GXR-6 Meas	0.034	95	0.01	5	24	35	< 1		< 2	< 10	183	< 10	7	130	13
GXR-6 Cert	0.0350	101	0.0160	3.60	27.6	35.0	0.0180		2.20	1.54	186	1.90	14.0	118	110
SAR-M (U.S.G.S.) Meas	0.062	987		3	4	33	< 1	0.06	< 2	< 10	38	< 10	22	988	
SAR-M (U.S.G.S.) Cert	0.07	982		6.0	7.83	151	0.96	0.38	2.7	3.57	67.2	9.78	28.00	930.0	
OxD108 Meas															
OxD108 Cert															
OxD108 Meas															
OxD108 Cert															
SG66 Meas															
SG66 Cert															
SG66 Meas															
SG66 Cert															

SAMPLE_NO	P_AR-ICP	Pb_AR-ICP	S_AR-ICP	Sb_AR-ICP	Sc_AR-ICP	Sr_AR-ICP	Te_AR-ICP	Ti_AR-ICP	Tl_AR-ICP	U_AR-ICP	V_AR-ICP	W_AR-ICP	Y_AR-ICP	Zn_AR-ICP	Zr_AR-ICP
	%	ppm	%	ppm	ppm	ppm	ppm	%	ppm	ppm	ppm	ppm	ppm	ppm	ppm
JV-010 Dup															
JV-015 Dup	0.060	5	0.02	< 2	2	19	< 1	0.13	< 2	< 10	45	< 10	4	15	4
JV-020 Dup															
JV-030 Split	0.051	3	< 0.01	< 2	2	19	< 1	0.10	< 2	< 10	30	< 10	3	20	2
JV-030 Dup	0.050	3	< 0.01	< 2	2	18	< 1	0.09	< 2	< 10	30	< 10	3	19	2
JV-044 Dup															
JV-045 Dup	0.036	4	0.01	< 2	2	20	< 1	0.18	< 2	< 10	75	< 10	4	24	6
JV-050 Split	0.028	4	0.01	< 2	2	18	< 1	0.14	< 2	< 10	50	< 10	3	15	5
JV-054 Dup															
JV-056 Dup	0.051	5	0.03	< 2	3	21	< 1	0.13	< 2	< 10	43	< 10	4	43	5

Quality Analysis ... *Innovative Technologies*

Date Submitted:	29-May-15
Invoice No.:	A15-03839-Repeat
Invoice Date:	11-Jun-15
Your Reference:	240

Trelawney Mining and Exploration
PO BOX 100
Gogama ON P0M 1W0
Canada

ATTN: Alan Smith

CERTIFICATE OF ANALYSIS

56 Soil samples were submitted for analysis.

The following analytical package was requested:

Code 1A2-Sudbury Au - Fire Assay AA
Code 1E3-Sudbury Aqua Regia ICP(AQUAGEO)
Code Wgt Rpt (kg)-Internal Sudbury Received Weights

REPORT **A15-03839-Repeat**

This report may be reproduced without our consent. If only selected portions of the report are reproduced, permission must be obtained. If no instructions were given at time of sample submittal regarding excess material, it will be discarded within 90 days of this report. Our liability is limited solely to the analytical cost of these analyses. Test results are representative only of material submitted for analysis.

Notes:

If value exceeds upper limit we recommend reassay by fire assay gravimetric-Code 1A3
Values which exceed the upper limit should be assayed for accurate numbers.

CERTIFIED BY:

Emmanuel Eseme , Ph.D.
Quality Control

SCC Accredited LAB
LAB Accrédité CCN

ACTIVATION LABORATORIES LTD.

1010 Lorne Street Unit West 4, Sudbury, Ontario, Canada, P3C 4R9
TELEPHONE +705 586-3288 or +1.888.228.5227 FAX +1.905.648.9613
E-MAIL Sudbury@actlabs.com ACTLABS GROUP WEBSITE www.actlabs.com

Results

SAMPLE_NO	Au_FA-AA
	ppm
JV-010	< 0.005
JV-025	< 0.005
JV-033	< 0.005
JV-034	< 0.005
JV-049	< 0.005

QC

SAMPLE_NO	Au_FA-AA
	ppm
OxD108 Meas	0.405
OxD108 Cert	0.414
SG66 Meas	1.07
SG66 Cert	1.09

Quality Analysis ... *Innovative Technologies*

Date Submitted: 25-Jun-15
Invoice No.: A15-04650-AR
Invoice Date: 14-Jul-15
Your Reference: TME/Arimathea East 240

Trelawney Mining and Exploration
PO BOX 100
Gogama ON P0M 1W0
Canada

ATTN: Alan Smith

CERTIFICATE OF ANALYSIS

64 Soil samples were submitted for analysis.

The following analytical package was requested:

Code 1A2-50-(ppm)Sudbury Au - Fire Assay AA
Code 1E3-Sudbury Aqua Regia ICP(AQUAGEO)
Code Wgt Rpt (kg)-Internal Sudbury Received Weights

REPORT **A15-04650-AR**

This report may be reproduced without our consent. If only selected portions of the report are reproduced, permission must be obtained. If no instructions were given at time of sample submittal regarding excess material, it will be discarded within 90 days of this report. Our liability is limited solely to the analytical cost of these analyses. Test results are representative only of material submitted for analysis.

Notes:

If value exceeds upper limit we recommend reassay by fire assay gravimetric-Code 1A3
Values which exceed the upper limit should be assayed for accurate numbers.

CERTIFIED BY:

Emmanuel Eseme , Ph.D.
Quality Control

SCC Accredited LAB
LAB Accrédité CCN

ACTIVATION LABORATORIES LTD.

1010 Lorne Street Unit West 4, Sudbury, Ontario, Canada, P3C 4R9
TELEPHONE +705 586-3288 or +1.888.228.5227 FAX +1.905.648.9613
E-MAIL Sudbury@actlabs.com ACTLABS GROUP WEBSITE www.actlabs.com

Results

Analyte Symbol	Ag	Cd	Cu	Mn	Mo	Ni	Pb	Zn	Al	As	B	Ba	Be	Bi	Ca	Co	Cr	Fe	Ga	Hg	K	La	Mg
Unit Symbol	ppm	ppm	ppm	ppm	ppm	ppm	ppm	ppm	%	ppm	ppm	ppm	ppm	ppm	%	ppm	ppm	%	ppm	ppm	%	ppm	%
Lower Limit	0.2	0.5	1	5	1	1	2	2	0.01	2	10	10	0.5	2	0.01	1	1	0.01	10	1	0.01	10	0.01
Method Code	AR-ICP	AR-ICP	AR-ICP	AR-ICP	AR-ICP	AR-ICP	AR-ICP	AR-ICP	AR-ICP	AR-ICP	AR-ICP	AR-ICP	AR-ICP	AR-ICP	AR-ICP	AR-ICP	AR-ICP	AR-ICP	AR-ICP	AR-ICP	AR-ICP	AR-ICP	AR-ICP
ERR-01	< 0.2	< 0.5	4	136	2	7	8	27	1.51	12	< 10	93	< 0.5	< 2	0.27	3	21	2.06	< 10	< 1	0.04	11	0.13
ERR-02	< 0.2	< 0.5	5	193	< 1	14	6	25	1.20	4	< 10	81	< 0.5	< 2	0.30	6	29	1.68	< 10	< 1	0.04	10	0.25
ERR-03	< 0.2	< 0.5	5	204	2	16	5	29	2.00	3	< 10	58	< 0.5	< 2	0.27	6	29	1.77	< 10	< 1	0.05	12	0.20
ERR-04	< 0.2	< 0.5	4	223	< 1	15	4	25	1.80	3	< 10	52	< 0.5	< 2	0.28	4	28	1.58	< 10	< 1	0.04	12	0.22
ERR-05	< 0.2	< 0.5	4	157	< 1	11	4	21	1.55	< 2	< 10	46	< 0.5	< 2	0.25	4	25	1.63	< 10	< 1	0.04	10	0.19
ERR-06	< 0.2	< 0.5	4	185	< 1	19	6	21	1.99	2	< 10	64	< 0.5	< 2	0.30	6	36	1.79	< 10	< 1	0.05	12	0.26
ERR-07	< 0.2	< 0.5	3	195	< 1	11	6	18	1.68	< 2	< 10	66	< 0.5	< 2	0.25	5	27	1.94	< 10	< 1	0.04	11	0.16
ERR-08	< 0.2	< 0.5	3	142	< 1	16	5	20	1.97	< 2	< 10	51	< 0.5	< 2	0.33	5	34	1.87	< 10	< 1	0.04	13	0.25
ERR-09	< 0.2	< 0.5	3	133	< 1	16	6	25	1.87	2	< 10	64	< 0.5	< 2	0.26	5	33	2.04	< 10	< 1	0.04	12	0.23
ERR-10	< 0.2	< 0.5	3	105	< 1	14	5	16	1.84	< 2	< 10	49	< 0.5	< 2	0.25	5	29	1.70	< 10	< 1	0.04	13	0.20
ERR-11	< 0.2	< 0.5	4	101	< 1	7	5	14	0.97	< 2	< 10	42	< 0.5	< 2	0.23	3	19	1.29	< 10	< 1	0.03	13	0.13
ERR-12	< 0.2	< 0.5	4	120	< 1	14	4	23	1.82	< 2	< 10	45	< 0.5	< 2	0.27	5	30	1.56	< 10	< 1	0.04	12	0.22
ERR-13	< 0.2	< 0.5	4	252	< 1	9	7	17	1.30	< 2	< 10	54	< 0.5	< 2	0.27	4	22	1.80	< 10	< 1	0.03	< 10	0.17
ERR-14	< 0.2	< 0.5	3	97	< 1	7	5	17	1.21	< 2	< 10	55	< 0.5	< 2	0.23	3	21	1.76	< 10	< 1	0.03	10	0.15
ERR-15	< 0.2	< 0.5	5	102	2	12	6	22	1.85	2	< 10	52	< 0.5	< 2	0.23	4	31	2.49	< 10	< 1	0.05	10	0.20
ERR-16	< 0.2	< 0.5	3	105	< 1	8	7	17	1.18	3	< 10	55	< 0.5	< 2	0.28	3	23	1.87	< 10	< 1	0.03	< 10	0.15
ERR-17	< 0.2	< 0.5	3	88	< 1	6	5	17	1.65	< 2	< 10	42	< 0.5	< 2	0.24	3	22	1.59	< 10	< 1	0.03	11	0.12
ERR-18	< 0.2	< 0.5	2	123	< 1	10	4	21	1.65	< 2	< 10	41	< 0.5	< 2	0.26	4	25	1.43	< 10	< 1	0.03	12	0.18
ERR-19	< 0.2	< 0.5	3	140	< 1	13	6	23	1.89	< 2	< 10	56	< 0.5	< 2	0.29	4	27	1.58	< 10	< 1	0.04	14	0.17
ERR-20	< 0.2	< 0.5	4	85	< 1	13	6	16	2.02	< 2	< 10	53	< 0.5	< 2	0.25	5	29	1.98	< 10	< 1	0.04	12	0.18
ERR-21	< 0.2	< 0.5	4	95	< 1	18	6	17	2.01	2	< 10	65	< 0.5	< 2	0.26	6	31	1.98	< 10	< 1	0.04	11	0.21
ERR-22	< 0.2	< 0.5	13	158	< 1	42	6	28	0.99	< 2	< 10	51	< 0.5	< 2	0.26	7	40	2.30	< 10	< 1	0.04	< 10	0.38
ERR-23	< 0.2	< 0.5	3	154	< 1	13	5	27	1.25	< 2	< 10	52	< 0.5	< 2	0.27	4	23	1.55	< 10	< 1	0.04	11	0.17
ERR-24	< 0.2	< 0.5	2	174	< 1	11	6	27	1.44	< 2	< 10	53	< 0.5	< 2	0.27	4	24	1.62	< 10	< 1	0.04	11	0.17
ERR-25	< 0.2	< 0.5	4	129	< 1	11	6	30	1.14	< 2	< 10	48	< 0.5	< 2	0.28	4	24	1.40	< 10	< 1	0.04	12	0.19
ERR-26	< 0.2	< 0.5	5	122	< 1	16	5	19	1.75	< 2	< 10	50	< 0.5	< 2	0.29	6	34	1.82	< 10	< 1	0.04	12	0.25
ERR-27	< 0.2	< 0.5	6	194	< 1	16	3	29	1.42	< 2	< 10	50	< 0.5	< 2	0.33	5	28	1.28	< 10	< 1	0.04	12	0.23
ERR-28	< 0.2	< 0.5	6	463	< 1	15	5	36	1.39	2	< 10	74	< 0.5	< 2	0.32	5	29	1.68	< 10	< 1	0.04	11	0.25
ERR-29	< 0.2	< 0.5	6	69	< 1	5	5	9	0.89	< 2	< 10	30	< 0.5	< 2	0.20	2	15	0.88	< 10	< 1	0.03	21	0.11
ERR-30	< 0.2	< 0.5	2	93	< 1	6	4	14	1.22	< 2	< 10	36	< 0.5	< 2	0.22	2	22	1.78	< 10	< 1	0.03	< 10	0.13
ERR-31	< 0.2	< 0.5	5	97	< 1	8	6	11	0.72	< 2	< 10	41	< 0.5	< 2	0.25	3	22	1.53	< 10	< 1	0.03	< 10	0.18
ERR-32	< 0.2	< 0.5	4	99	2	10	5	12	1.46	12	< 10	35	< 0.5	< 2	0.23	4	28	2.11	< 10	< 1	0.03	< 10	0.18
ERR-01A	< 0.2	< 0.5	12	585	< 1	13	58	35	0.36	4	< 10	186	< 0.5	< 2	0.29	2	7	0.51	< 10	< 1	0.05	< 10	0.06
ERR-02A	< 0.2	< 0.5	12	155	< 1	11	57	26	0.41	3	< 10	176	< 0.5	< 2	0.30	2	8	0.61	< 10	< 1	0.05	< 10	0.06
ERR-03A	< 0.2	< 0.5	13	3200	1	19	96	54	0.53	3	< 10	247	< 0.5	< 2	0.33	7	12	0.66	< 10	< 1	0.07	< 10	0.10
ERR-04A	< 0.2	< 0.5	15	1930	< 1	13	80	50	0.43	2	< 10	183	< 0.5	< 2	0.31	5	13	0.47	< 10	< 1	0.05	< 10	0.08
ERR-05A	< 0.2	0.5	12	1130	< 1	15	61	59	0.36	2	< 10	171	< 0.5	< 2	0.41	2	8	0.38	< 10	< 1	0.06	< 10	0.07
ERR-06A	< 0.2	0.9	9	2660	< 1	9	47	108	0.36	< 2	< 10	210	< 0.5	< 2	0.65	2	7	0.35	< 10	< 1	0.07	< 10	0.09
ERR-07A	0.2	< 0.5	12	316	2	11	42	24	0.36	3	< 10	97	< 0.5	< 2	0.32	1	8	0.51	< 10	< 1	0.07	< 10	0.07
ERR-08A	< 0.2	< 0.5	6	266	< 1	5	19	21	0.35	< 2	< 10	85	< 0.5	< 2	0.28	< 1	8	0.35	< 10	< 1	0.04	< 10	0.07
ERR-09A	< 0.2	< 0.5	7	273	< 1	7	35	28	0.42	< 2	< 10	75	< 0.5	< 2	0.23	1	9	0.42	< 10	< 1	0.05	< 10	0.07
ERR-10A	< 0.2	< 0.5	4	2660	< 1	7	47	25	0.46	< 2	< 10	144	< 0.5	< 2	0.27	2	9	0.39	< 10	< 1	0.05	11	0.07
ERR-11A	< 0.2	< 0.5	8	1470	< 1	10	56	35	0.45	2	< 10	175	< 0.5	< 2	0.35	4	11	0.61	< 10	< 1	0.06	< 10	0.10
ERR-12A	< 0.2	< 0.5	7	2230	< 1	10	36	71	0.40	< 2	< 10	209	< 0.5	< 2	0.72	2	8	0.42	< 10	< 1	0.07	< 10	0.08
ERR-13A	< 0.2	< 0.5	6	185	< 1	5	24	21	0.28	< 2	< 10	103	< 0.5	< 2	0.28	< 1	6	0.25	< 10	< 1	0.03	< 10	0.04
ERR-14A	< 0.2	< 0.5	3	101	< 1	2	16	13	0.29	< 2	< 10	64	< 0.5	< 2	0.20	< 1	6	0.27	< 10	< 1	0.03	11	0.04
ERR-15A	< 0.2	< 0.5	7	313	< 1	7	38	31	0.40	< 2	< 10	85	< 0.5	< 2	0.32	< 1	9	0.47	< 10	< 1	0.04	< 10	0.07
ERR-16A	< 0.2	< 0.5	8	588	< 1	10	48	61	0.37	< 2	< 10	163	< 0.5	< 2	0.36	1	8	0.44	< 10	< 1	0.06	< 10	0.07
ERR-17A	< 0.2	< 0.5	5	219	< 1	5	34	25	0.35	< 2	< 10	80	< 0.5	< 2	0.23	1	9	0.54	< 10	< 1	0.04	< 10	0.05

Analyte Symbol	Ag	Cd	Cu	Mn	Mo	Ni	Pb	Zn	Al	As	B	Ba	Be	Bi	Ca	Co	Cr	Fe	Ga	Hg	K	La	Mg
Unit Symbol	ppm	ppm	ppm	ppm	ppm	ppm	ppm	ppm	%	ppm	ppm	ppm	ppm	ppm	%	ppm	ppm	%	ppm	ppm	%	ppm	%
Lower Limit	0.2	0.5	1	5	1	1	2	2	0.01	2	10	10	0.5	2	0.01	1	1	0.01	10	1	0.01	10	0.01
Method Code	AR-ICP	AR-ICP	AR-ICP	AR-ICP	AR-ICP	AR-ICP	AR-ICP	AR-ICP	AR-ICP	AR-ICP	AR-ICP	AR-ICP	AR-ICP	AR-ICP	AR-ICP	AR-ICP	AR-ICP	AR-ICP	AR-ICP	AR-ICP	AR-ICP	AR-ICP	AR-ICP
ERR-18A	< 0.2	1.1	6	3280	< 1	6	37	138	0.28	< 2	< 10	243	< 0.5	< 2	0.50	2	6	0.35	< 10	< 1	0.06	< 10	0.06
ERR-19A	< 0.2	< 0.5	9	425	< 1	10	39	40	0.60	< 2	< 10	115	< 0.5	< 2	0.34	2	14	0.95	< 10	< 1	0.06	< 10	0.11
ERR-20A	< 0.2	< 0.5	8	80	2	4	25	17	0.33	2	< 10	52	< 0.5	< 2	0.19	< 1	7	0.36	< 10	< 1	0.04	11	0.05
ERR-21A	< 0.2	< 0.5	7	94	< 1	8	31	23	0.36	< 2	< 10	63	< 0.5	< 2	0.25	< 1	8	0.36	< 10	< 1	0.05	< 10	0.06
ERR-22A	< 0.2	< 0.5	42	2710	< 1	160	37	64	1.11	4	< 10	239	< 0.5	< 2	0.44	28	78	3.86	< 10	< 1	0.10	< 10	1.09
ERR-23A	< 0.2	0.6	11	411	< 1	11	42	36	0.47	< 2	< 10	166	< 0.5	< 2	0.25	2	10	0.57	< 10	< 1	0.04	< 10	0.08
ERR-24A	< 0.2	< 0.5	9	116	< 1	9	33	25	0.36	< 2	< 10	119	< 0.5	< 2	0.30	1	9	0.53	< 10	< 1	0.05	< 10	0.07
ERR-25A	< 0.2	< 0.5	5	632	< 1	9	36	35	0.52	< 2	< 10	117	< 0.5	< 2	0.35	3	13	0.66	< 10	< 1	0.05	< 10	0.10
ERR-26A	< 0.2	< 0.5	7	362	< 1	7	36	24	0.37	< 2	< 10	82	< 0.5	< 2	0.29	1	9	0.43	< 10	< 1	0.05	< 10	0.07
ERR-27A	< 0.2	< 0.5	7	2130	< 1	9	48	37	0.43	2	< 10	202	< 0.5	< 2	0.42	3	12	0.77	< 10	< 1	0.05	< 10	0.11
ERR-28A	< 0.2	< 0.5	9	1600	< 1	7	21	23	0.45	< 2	< 10	106	< 0.5	< 2	0.25	6	13	0.91	< 10	< 1	0.03	< 10	0.09
ERR-29A	< 0.2	< 0.5	13	80	< 1	9	12	10	0.65	< 2	< 10	52	< 0.5	< 2	0.27	2	20	0.68	< 10	< 1	0.04	17	0.13
ERR-30A	< 0.2	< 0.5	11	1040	< 1	9	43	49	0.26	4	< 10	245	< 0.5	< 2	0.45	< 1	5	0.31	< 10	< 1	0.05	< 10	0.05
ERR-31A	< 0.2	< 0.5	4	256	< 1	5	22	20	0.38	< 2	< 10	78	< 0.5	< 2	0.22	1	10	0.50	< 10	< 1	0.04	< 10	0.07
ERR-32A	< 0.2	< 0.5	6	392	3	10	32	31	0.43	13	< 10	88	< 0.5	< 2	0.33	1	10	0.45	< 10	< 1	0.05	< 10	0.08

Results

Analyte Symbol	Na	P	S	Sb	Sc	Sr	Ti	Te	Tl	U	V	W	Y	Zr
Unit Symbol	%	%	%	ppm	ppm	ppm	%	ppm	ppm	ppm	ppm	ppm	ppm	ppm
Lower Limit	0.001	0.001	0.01	2	1	1	0.01	1	2	10	1	10	1	1
Method Code	AR-ICP	AR-ICP	AR-ICP	AR-ICP	AR-ICP	AR-ICP	AR-ICP	AR-ICP	AR-ICP	AR-ICP	AR-ICP	AR-ICP	AR-ICP	AR-ICP
ERR-01	0.024	0.048	0.03	< 2	2	24	0.12	4	< 2	< 10	39	< 10	3	6
ERR-02	0.029	0.082	0.01	< 2	2	23	0.12	3	< 2	< 10	33	< 10	3	3
ERR-03	0.026	0.037	0.02	< 2	3	22	0.13	2	< 2	< 10	37	< 10	4	4
ERR-04	0.026	0.041	0.02	< 2	2	22	0.12	< 1	< 2	< 10	34	< 10	4	2
ERR-05	0.026	0.065	0.02	< 2	2	20	0.11	1	< 2	< 10	35	< 10	3	2
ERR-06	0.029	0.050	0.02	< 2	3	23	0.12	1	< 2	< 10	37	< 10	4	2
ERR-07	0.026	0.060	0.02	< 2	2	20	0.11	2	< 2	< 10	37	< 10	3	2
ERR-08	0.027	0.027	0.02	< 2	3	27	0.13	2	< 2	< 10	37	< 10	4	3
ERR-09	0.027	0.047	0.02	< 2	2	23	0.12	4	< 2	< 10	41	< 10	4	3
ERR-10	0.026	0.029	0.02	< 2	2	22	0.12	< 1	< 2	< 10	37	< 10	4	3
ERR-11	0.022	0.018	0.01	< 2	2	22	0.11	2	< 2	< 10	28	< 10	3	3
ERR-12	0.026	0.025	0.02	< 2	2	22	0.11	< 1	< 2	< 10	34	< 10	4	2
ERR-13	0.026	0.037	0.02	< 2	2	19	0.10	< 1	< 2	< 10	35	< 10	3	2
ERR-14	0.025	0.026	0.02	< 2	2	21	0.13	< 1	< 2	< 10	35	< 10	3	4
ERR-15	0.023	0.035	0.03	< 2	2	19	0.13	2	< 2	< 10	47	< 10	3	5
ERR-16	0.021	0.026	0.02	< 2	2	22	0.13	2	< 2	< 10	36	< 10	3	4
ERR-17	0.021	0.023	0.02	< 2	2	21	0.11	< 1	< 2	< 10	35	< 10	3	3
ERR-18	0.025	0.024	0.02	< 2	2	21	0.11	< 1	< 2	< 10	30	< 10	4	2
ERR-19	0.027	0.027	0.02	< 2	2	24	0.11	< 1	< 2	< 10	34	< 10	4	2
ERR-20	0.026	0.029	0.03	< 2	2	20	0.13	1	< 2	< 10	41	< 10	4	3
ERR-21	0.029	0.028	0.03	< 2	2	21	0.13	< 1	< 2	< 10	40	< 10	4	3
ERR-22	0.031	0.023	0.01	< 2	2	22	0.15	4	< 2	< 10	46	< 10	3	6
ERR-23	0.024	0.026	0.01	< 2	2	22	0.12	3	< 2	< 10	34	< 10	3	2
ERR-24	0.024	0.026	0.01	< 2	2	23	0.11	1	< 2	< 10	35	< 10	3	3
ERR-25	0.025	0.023	0.01	< 2	2	23	0.12	3	< 2	< 10	32	< 10	3	3
ERR-26	0.026	0.027	0.02	< 2	3	24	0.13	1	< 2	< 10	39	< 10	4	4
ERR-27	0.028	0.030	0.02	< 2	2	24	0.11	3	< 2	< 10	29	< 10	4	3
ERR-28	0.028	0.049	0.02	< 2	2	24	0.11	1	< 2	< 10	32	< 10	4	2
ERR-29	0.024	0.018	0.02	< 2	2	20	0.10	1	< 2	< 10	27	< 10	5	3
ERR-30	0.026	0.026	0.02	< 2	2	18	0.12	< 1	< 2	< 10	39	< 10	3	4
ERR-31	0.027	0.020	0.02	< 2	2	19	0.10	< 1	< 2	< 10	32	< 10	3	3
ERR-32	0.022	0.025	0.02	< 2	2	17	0.12	< 1	< 2	< 10	37	< 10	3	6
ERR-01A	0.022	0.052	0.06	< 2	< 1	23	0.03	< 1	< 2	< 10	14	< 10	1	< 1
ERR-02A	0.026	0.043	0.04	< 2	< 1	24	0.05	< 1	< 2	< 10	25	< 10	2	1
ERR-03A	0.028	0.054	0.05	< 2	< 1	25	0.05	< 1	< 2	< 10	19	< 10	2	< 1
ERR-04A	0.025	0.038	0.04	< 2	< 1	23	0.03	< 1	< 2	< 10	14	< 10	2	< 1
ERR-05A	0.024	0.048	0.06	< 2	< 1	30	0.02	< 1	< 2	< 10	11	< 10	2	< 1
ERR-06A	0.027	0.057	0.07	< 2	< 1	41	0.02	2	< 2	< 10	10	< 10	2	< 1
ERR-07A	0.026	0.064	0.06	< 2	< 1	24	0.03	1	< 2	< 10	15	< 10	1	3
ERR-08A	0.024	0.035	0.04	< 2	< 1	25	0.04	< 1	< 2	< 10	13	< 10	2	< 1
ERR-09A	0.021	0.048	0.06	< 2	< 1	21	0.04	< 1	< 2	< 10	13	< 10	2	< 1
ERR-10A	0.023	0.038	0.04	< 2	< 1	24	0.04	< 1	< 2	< 10	15	< 10	2	< 1
ERR-11A	0.027	0.053	0.06	< 2	1	27	0.05	< 1	< 2	< 10	18	< 10	2	< 1
ERR-12A	0.025	0.054	0.08	< 2	< 1	42	0.03	3	< 2	< 10	13	< 10	2	< 1
ERR-13A	0.023	0.028	0.05	< 2	< 1	21	0.03	< 1	< 2	< 10	9	< 10	2	1
ERR-14A	0.023	0.018	0.02	< 2	< 1	19	0.04	< 1	< 2	< 10	11	< 10	2	< 1
ERR-15A	0.025	0.030	0.04	< 2	< 1	25	0.04	2	< 2	< 10	15	< 10	2	< 1
ERR-16A	0.024	0.049	0.06	< 2	< 1	27	0.04	< 1	< 2	< 10	14	< 10	1	< 1
ERR-17A	0.020	0.031	0.04	< 2	< 1	20	0.05	< 1	< 2	< 10	17	< 10	2	< 1

Analyte Symbol	Na	P	S	Sb	Sc	Sr	Ti	Te	Tl	U	V	W	Y	Zr
Unit Symbol	%	%	%	ppm	ppm	ppm	%	ppm	ppm	ppm	ppm	ppm	ppm	ppm
Lower Limit	0.001	0.001	0.01	2	1	1	0.01	1	2	10	1	10	1	1
Method Code	AR-ICP	AR-ICP	AR-ICP	AR-ICP	AR-ICP	AR-ICP	AR-ICP	AR-ICP	AR-ICP	AR-ICP	AR-ICP	AR-ICP	AR-ICP	AR-ICP
ERR-18A	0.025	0.041	0.06	< 2	< 1	32	0.04	< 1	< 2	< 10	11	< 10	1	< 1
ERR-19A	0.025	0.046	0.04	< 2	1	23	0.07	1	< 2	< 10	25	< 10	2	1
ERR-20A	0.022	0.025	0.02	< 2	< 1	19	0.04	1	< 2	< 10	13	< 10	2	3
ERR-21A	0.023	0.029	0.04	< 2	< 1	20	0.04	< 1	< 2	< 10	13	< 10	2	2
ERR-22A	0.051	0.045	0.03	< 2	2	29	0.18	< 1	< 2	< 10	92	< 10	2	5
ERR-23A	0.023	0.030	0.03	< 2	< 1	25	0.05	2	< 2	< 10	17	< 10	2	< 1
ERR-24A	0.020	0.030	0.04	< 2	< 1	24	0.04	< 1	< 2	< 10	16	< 10	2	1
ERR-25A	0.021	0.029	0.03	< 2	1	23	0.06	< 1	< 2	< 10	19	< 10	2	< 1
ERR-26A	0.020	0.038	0.04	< 2	< 1	22	0.04	< 1	< 2	< 10	14	< 10	2	< 1
ERR-27A	0.025	0.039	0.05	< 2	1	27	0.07	2	< 2	< 10	23	< 10	2	< 1
ERR-28A	0.022	0.018	0.02	< 2	1	20	0.08	< 1	< 2	< 10	28	< 10	2	1
ERR-29A	0.026	0.033	0.04	< 2	1	24	0.06	< 1	< 2	< 10	19	< 10	4	1
ERR-30A	0.024	0.055	0.09	< 2	< 1	39	0.02	< 1	< 2	< 10	8	< 10	1	< 1
ERR-31A	0.024	0.027	0.03	< 2	1	21	0.06	< 1	< 2	< 10	18	< 10	2	< 1
ERR-32A	0.022	0.042	0.06	< 2	< 1	28	0.05	< 1	< 2	< 10	15	< 10	2	5

QC

Analyte Symbol	Ag	Cd	Cu	Mn	Mo	Ni	Pb	Zn	Al	As	B	Ba	Be	Bi	Ca	Co	Cr	Fe	Ga	Hg	K	La	Mg
Unit Symbol	ppm	ppm	ppm	ppm	ppm	ppm	ppm	ppm	%	ppm	ppm	ppm	ppm	ppm	%	ppm	ppm	%	ppm	ppm	%	ppm	%
Lower Limit	0.2	0.5	1	5	1	1	2	2	0.01	2	10	10	0.5	2	0.01	1	1	0.01	10	1	0.01	10	0.01
Method Code	AR-ICP	AR-ICP	AR-ICP	AR-ICP	AR-ICP	AR-ICP	AR-ICP	AR-ICP	AR-ICP	AR-ICP	AR-ICP	AR-ICP	AR-ICP	AR-ICP	AR-ICP	AR-ICP	AR-ICP	AR-ICP	AR-ICP	AR-ICP	AR-ICP	AR-ICP	AR-ICP
GXR-1 Meas	28.4	1.3	1110	740	15	30	606	658	0.34	380	< 10	500	0.7	1360	0.74	5	6	22.1	< 10	3	0.03	< 10	0.13
GXR-1 Cert	31.0	3.30	1110	852	18.0	41.0	730	760	3.52	427	15.0	750	1.22	1380	0.960	8.20	12.0	23.6	13.8	3.90	0.050	7.50	0.217
GXR-4 Meas	3.6	< 0.5	6570	131	324	37	39	67	2.64	102	< 10	52	1.3	18	0.87	13	50	2.98	10	< 1	1.69	47	1.55
GXR-4 Cert	4.0	0.860	6520	155	310	42.0	52.0	73.0	7.20	98.0	4.50	1640	1.90	19.0	1.01	14.6	64.0	3.09	20.0	0.110	4.01	64.5	1.66
GXR-6 Meas	0.3	< 0.5	59	895	2	19	78	111	6.52	209	< 10	1280	0.8	< 2	0.20	11	68	4.73	20	< 1	1.05	< 10	0.37
GXR-6 Cert	1.30	1.00	66.0	1010	2.40	27.0	101	118	17.7	330	9.80	1300	1.40	0.290	0.180	13.8	96.0	5.58	35.0	0.0680	1.87	13.9	0.609
SAR-M (U.S.G.S.) Meas	3.3	4.8	350	4710	14	44	1020	1020	1.22	40		219	1.0	< 2	0.31	11	89	2.93	< 10		0.31	47	0.35
SAR-M (U.S.G.S.) Cert	3.64	5.27	331.0000	5220	13.1	41.5	982	930.0	6.30	38.8		801	2.20	1.94	0.61	10.70	79.7	2.99	17		2.94	57.4	0.50
ERR-13 Orig	< 0.2	< 0.5	4	257	< 1	9	7	17	1.31	< 2	< 10	55	< 0.5	< 2	0.27	4	22	1.83	< 10	< 1	0.03	10	0.17
ERR-13 Dup	< 0.2	< 0.5	4	248	< 1	8	7	17	1.28	< 2	< 10	53	< 0.5	< 2	0.27	4	22	1.77	< 10	< 1	0.03	< 10	0.17
ERR-27 Orig	< 0.2	< 0.5	5	199	< 1	15	3	29	1.40	< 2	< 10	51	< 0.5	< 2	0.32	5	28	1.28	< 10	< 1	0.04	12	0.23
ERR-27 Dup	< 0.2	< 0.5	7	188	1	16	3	30	1.44	3	< 10	50	< 0.5	< 2	0.33	5	29	1.29	< 10	< 1	0.04	12	0.23
ERR-08A Orig	< 0.2	< 0.5	6	266	< 1	5	19	21	0.35	< 2	< 10	85	< 0.5	< 2	0.28	< 1	8	0.35	< 10	< 1	0.04	< 10	0.07
ERR-22A Orig	< 0.2	< 0.5	42	2750	< 1	158	38	64	1.11	4	< 10	244	< 0.5	< 2	0.45	28	77	3.80	< 10	< 1	0.10	< 10	1.08
ERR-22A Dup	< 0.2	< 0.5	43	2660	< 1	162	36	64	1.10	3	< 10	235	< 0.5	< 2	0.44	28	78	3.93	< 10	< 1	0.10	< 10	1.09
Method Blank	< 0.2	< 0.5	2	< 5	< 1	< 1	< 2	< 2	< 0.01	< 2	< 10	< 10	< 0.5	< 2	< 0.01	< 1	< 1	< 0.01	< 10	< 1	< 0.01	< 10	< 0.01
Method Blank	< 0.2	< 0.5	< 1	< 5	< 1	1	< 2	< 2	0.03	< 2	< 10	10	< 0.5	< 2	< 0.01	< 1	< 1	0.03	< 10	< 1	< 0.01	< 10	< 0.01

QC

Analyte Symbol	Na	P	S	Sb	Sc	Sr	Ti	Te	Tl	U	V	W	Y	Zr
Unit Symbol	%	%	%	ppm	ppm	ppm	%	ppm	ppm	ppm	ppm	ppm	ppm	ppm
Lower Limit	0.001	0.001	0.01	2	1	1	0.01	1	2	10	1	10	1	1
Method Code	AR-ICP	AR-ICP	AR-ICP	AR-ICP	AR-ICP	AR-ICP	AR-ICP	AR-ICP	AR-ICP	AR-ICP	AR-ICP	AR-ICP	AR-ICP	AR-ICP
GXR-1 Meas	0.054	0.040	0.19	85	1	187	< 0.01	13	< 2	28	73	144	22	16
GXR-1 Cert	0.0520	0.0650	0.257	122	1.58	275	0.036	13.0	0.390	34.9	80.0	164	32.0	38.0
GXR-4 Meas	0.132	0.113	1.61	4	6	74	0.13	2	< 2	< 10	75	15	11	10
GXR-4 Cert	0.564	0.120	1.77	4.80	7.70	221	0.29	0.970	3.20	6.20	87.0	30.8	14.0	186
GXR-6 Meas	0.104	0.027	0.01	3	18	39		< 1	< 2	< 10	152	< 10	5	14
GXR-6 Cert	0.104	0.0350	0.0160	3.60	27.6	35.0		0.0180	2.20	1.54	186	1.90	14.0	110
SAR-M (U.S.G.S.) Meas	0.039	0.060		6	3	32	0.06	3	< 2	< 10	36	< 10	19	
SAR-M (U.S.G.S.) Cert	1.140	0.07		6.0	7.83	151	0.38	0.96	2.7	3.57	67.2	9.78	28.00	
ERR-13 Orig	0.027	0.036	0.02	< 2	2	19	0.10	< 1	< 2	< 10	36	< 10	3	2
ERR-13 Dup	0.025	0.038	0.02	< 2	2	19	0.11	< 1	< 2	< 10	35	< 10	3	2
ERR-27 Orig	0.028	0.030	0.01	< 2	2	24	0.11	1	< 2	< 10	29	< 10	4	2
ERR-27 Dup	0.028	0.030	0.02	< 2	2	24	0.11	4	< 2	< 10	30	< 10	4	3
ERR-08A Orig	0.024	0.035	0.04	< 2	< 1	25	0.04	< 1	< 2	< 10	13	< 10	2	< 1
ERR-22A Orig	0.051	0.047	0.03	2	2	29	0.19	2	< 2	< 10	90	< 10	2	5
ERR-22A Dup	0.051	0.043	0.03	< 2	2	29	0.18	< 1	< 2	< 10	95	< 10	2	5
Method Blank	0.014	< 0.001	< 0.01	< 2	< 1	< 1	< 0.01	< 1	< 2	< 10	< 1	< 10	< 1	< 1
Method Blank	0.014	< 0.001	< 0.01	< 2	< 1	< 1	< 0.01	< 1	< 2	< 10	< 1	< 10	< 1	< 1

Quality Analysis ... *Innovative Technologies*

Date Submitted:	25-Jun-15
Invoice No.:	A15-04650-Au
Invoice Date:	14-Jul-15
Your Reference:	TME/Arimathea East 240

Trelawney Mining and Exploration
PO BOX 100
Gogama ON P0M 1W0
Canada

ATTN: Alan Smith

CERTIFICATE OF ANALYSIS

64 Soil samples were submitted for analysis.

The following analytical package was requested:

Code 1A2-50-(ppm)Sudbury Au - Fire Assay AA
Code 1E3-Sudbury Aqua Regia ICP(AQUAGEO)
Code Wgt Rpt (kg)-Internal Sudbury Received Weights

REPORT **A15-04650-Au**

This report may be reproduced without our consent. If only selected portions of the report are reproduced, permission must be obtained. If no instructions were given at time of sample submittal regarding excess material, it will be discarded within 90 days of this report. Our liability is limited solely to the analytical cost of these analyses. Test results are representative only of material submitted for analysis.

Notes:

If value exceeds upper limit we recommend reassay by fire assay gravimetric-Code 1A3
Values which exceed the upper limit should be assayed for accurate numbers.

CERTIFIED BY:

Emmanuel Eseme , Ph.D.
Quality Control

SCC Accredited LAB
LAB Accrédité CCN

ACTIVATION LABORATORIES LTD.

1010 Lorne Street Unit West 4, Sudbury, Ontario, Canada, P3C 4R9
TELEPHONE +705 586-3288 or +1.888.228.5227 FAX +1.905.648.9613
E-MAIL Sudbury@actlabs.com ACTLABS GROUP WEBSITE www.actlabs.com

Results

Analyte Symbol	Au
Unit Symbol	ppm
Lower Limit	0.005
Method Code	FA-AA
ERR-01	< 0.005
ERR-02	< 0.005
ERR-03	< 0.005
ERR-04	< 0.005
ERR-05	< 0.005
ERR-06	< 0.005
ERR-07	< 0.005
ERR-08	< 0.005
ERR-09	< 0.005
ERR-10	< 0.005
ERR-11	< 0.005
ERR-12	< 0.005
ERR-13	< 0.005
ERR-14	< 0.005
ERR-15	< 0.005
ERR-16	< 0.005
ERR-17	< 0.005
ERR-18	< 0.005
ERR-19	< 0.005
ERR-20	< 0.005
ERR-21	< 0.005
ERR-22	< 0.005
ERR-23	< 0.005
ERR-24	< 0.005
ERR-25	< 0.005
ERR-26	< 0.005
ERR-27	< 0.005
ERR-28	< 0.005
ERR-29	< 0.005
ERR-30	< 0.005
ERR-31	< 0.005
ERR-32	< 0.005
ERR-01A	0.007
ERR-02A	0.006
ERR-03A	0.025
ERR-04A	< 0.005
ERR-05A	0.010
ERR-06A	< 0.005
ERR-07A	0.008
ERR-08A	< 0.005
ERR-09A	< 0.005
ERR-10A	0.007
ERR-11A	0.007
ERR-12A	< 0.005
ERR-13A	< 0.005
ERR-14A	< 0.005
ERR-15A	< 0.005
ERR-16A	< 0.005
ERR-17A	0.006

Analyte Symbol	Au
Unit Symbol	ppm
Lower Limit	0.005
Method Code	FA-AA
ERR-18A	< 0.005
ERR-19A	< 0.005
ERR-20A	< 0.005
ERR-21A	< 0.005
ERR-22A	< 0.005
ERR-23A	< 0.005
ERR-24A	< 0.005
ERR-25A	< 0.005
ERR-26A	< 0.005
ERR-27A	< 0.005
ERR-28A	< 0.005
ERR-29A	< 0.005
ERR-30A	< 0.005
ERR-31A	< 0.005
ERR-32A	< 0.005

QC

Analyte Symbol	Au
Unit Symbol	ppm
Lower Limit	0.005
Method Code	FA-AA
OxD108 Meas	0.412
OxD108 Cert	0.414
OxD108 Meas	0.415
OxD108 Cert	0.414
SG66 Meas	1.054
SG66 Cert	1.086
SG66 Meas	1.100
SG66 Cert	1.086
ERR-10 Orig	< 0.005
ERR-10 Dup	< 0.005
ERR-20 Orig	< 0.005
ERR-20 Dup	< 0.005
ERR-30 Orig	< 0.005
ERR-30 Dup	< 0.005
ERR-13A Orig	< 0.005
ERR-23A Orig	< 0.005
Method Blank	< 0.005
Method Blank	< 0.005
Method Blank	< 0.005
Method Blank	< 0.005

Quality Analysis ... *Innovative Technologies*

Date Submitted: 02-Oct-15
Invoice No.: A15-08437-1E3
Invoice Date: 05-Nov-15
Your Reference: TME/Arimathea East 240

Trelawney Mining and Exploration
PO BOX 100
Gogama ON P0M 1W0
Canada

ATTN: Alan Smith

CERTIFICATE OF ANALYSIS

275 Soil samples were submitted for analysis.

The following analytical package was requested: Code 1E3-Sudbury Aqua Regia ICP(AQUAGEO)

REPORT **A15-08437-1E3**

This report may be reproduced without our consent. If only selected portions of the report are reproduced, permission must be obtained. If no instructions were given at time of sample submittal regarding excess material, it will be discarded within 90 days of this report. Our liability is limited solely to the analytical cost of these analyses. Test results are representative only of material submitted for analysis.

Notes:
Values which exceed the upper limit should be assayed for accurate numbers.

CERTIFIED BY:

Emmanuel Eseme , Ph.D.
Quality Control

SCC Accredited LAB
LAB Accrédité CCN

ACTIVATION LABORATORIES LTD.
1010 Lorne Street Unit West 4, Sudbury, Ontario, Canada, P3C 4R9
TELEPHONE +705 586-3288 or +1.888.228.5227 FAX +1.905.648.9613
E-MAIL Sudbury@actlabs.com ACTLABS GROUP WEBSITE www.actlabs.com

Results

Analyte Symbol	Ag	Cd	Cu	Mn	Mo	Ni	Pb	Zn	Al	As	B	Ba	Be	Bi	Ca	Co	Cr	Fe	Ga	Hg	K	La	Mg
Unit Symbol	ppm	ppm	ppm	ppm	ppm	ppm	ppm	ppm	%	ppm	ppm	ppm	ppm	ppm	%	ppm	ppm	%	ppm	ppm	%	ppm	%
Lower Limit	0.2	0.5	1	5	1	1	2	2	0.01	2	10	10	0.5	2	0.01	1	1	0.01	10	1	0.01	10	0.01
Method Code	AR-ICP	AR-ICP	AR-ICP	AR-ICP	AR-ICP	AR-ICP	AR-ICP	AR-ICP	AR-ICP	AR-ICP	AR-ICP	AR-ICP	AR-ICP	AR-ICP	AR-ICP	AR-ICP	AR-ICP	AR-ICP	AR-ICP	AR-ICP	AR-ICP	AR-ICP	AR-ICP
118E-10500	< 0.2	1.4	33	393	1	32	104	86	0.39	2	< 10	475	< 0.5	< 2	0.46	5	10	0.47	< 10	< 1	0.07	< 10	0.07
118E-10512.5	0.3	0.5	17	125	1	23	77	29	0.43	4	< 10	189	< 0.5	< 2	0.31	3	6	0.43	< 10	< 1	0.07	< 10	0.05
118E-10525	0.4	0.6	27	62	1	21	69	37	0.55	< 2	< 10	208	< 0.5	< 2	0.18	2	10	0.50	< 10	< 1	0.08	< 10	0.07
118E-10537.5	< 0.2	< 0.5	17	160	< 1	17	56	31	0.29	< 2	< 10	132	< 0.5	< 2	0.35	2	9	0.29	< 10	< 1	0.06	< 10	0.05
118E-10550	0.3	< 0.5	15	138	< 1	19	49	43	0.34	< 2	< 10	160	< 0.5	< 2	0.32	2	8	0.37	< 10	< 1	0.07	< 10	0.06
118E-10562.5	0.3	< 0.5	17	389	< 1	17	62	57	0.22	4	< 10	220	< 0.5	< 2	0.43	1	5	0.26	< 10	< 1	0.07	< 10	0.06
118E-10575	0.2	0.7	13	84	< 1	10	69	20	0.28	< 2	< 10	171	< 0.5	< 2	0.25	1	8	0.32	< 10	< 1	0.05	< 10	0.05
118E-10587.5	< 0.2	< 0.5	14	117	< 1	11	46	15	0.28	< 2	< 10	95	< 0.5	< 2	0.25	2	6	0.32	< 10	< 1	0.07	< 10	0.06
118E-10600	< 0.2	< 0.5	15	73	< 1	12	39	22	0.26	3	< 10	133	< 0.5	< 2	0.47	1	7	0.33	< 10	< 1	0.05	< 10	0.06
118E-10612.5	< 0.2	0.5	17	55	< 1	12	21	52	0.09	< 2	< 10	34	< 0.5	< 2	0.61	2	2	0.13	< 10	< 1	0.06	< 10	0.06
118E-10625	< 0.2	0.8	18	153	1	12	24	36	0.62	< 2	< 10	47	< 0.5	< 2	1.46	4	12	0.49	< 10	< 1	0.05	15	0.13
118E-10637.5	< 0.2	1.2	21	1730	< 1	16	40	68	0.71	8	< 10	93	< 0.5	< 2	2.06	8	14	1.07	< 10	< 1	0.05	12	0.23
118E-10650	< 0.2	0.7	13	45	< 1	12	71	22	0.29	3	< 10	100	< 0.5	< 2	0.24	1	7	0.40	< 10	< 1	0.04	< 10	0.04
118E-10662.5	< 0.2	< 0.5	16	18	< 1	11	49	14	0.22	4	< 10	45	< 0.5	< 2	0.97	1	3	0.17	< 10	< 1	0.03	12	0.06
118E-10675	< 0.2	< 0.5	24	24	1	25	50	16	0.24	2	< 10	50	< 0.5	< 2	1.02	2	4	0.19	< 10	< 1	0.03	13	0.06
118E-10687.5	< 0.2	0.6	16	37	< 1	19	76	24	0.32	3	< 10	104	< 0.5	< 2	0.25	1	8	0.43	< 10	< 1	0.04	< 10	0.04
118E-10700	< 0.2	1.2	17	109	< 1	22	81	51	0.26	4	< 10	228	< 0.5	< 2	0.59	2	6	0.34	< 10	< 1	0.06	< 10	0.06
118E-10712.5	< 0.2	1.2	15	104	< 1	18	78	47	0.26	2	< 10	229	< 0.5	< 2	0.57	2	6	0.32	< 10	< 1	0.06	< 10	0.06
118E-10725	< 0.2	1.4	17	83	< 1	21	83	45	0.30	2	< 10	247	< 0.5	< 2	0.50	2	7	0.38	< 10	< 1	0.06	< 10	0.06
118E-10737.5	< 0.2	0.8	20	76	< 1	15	34	14	0.52	7	< 10	28	< 0.5	< 2	2.27	6	9	0.94	< 10	< 1	0.03	< 10	0.18
118E-10750	< 0.2	1.0	22	73	< 1	16	36	21	0.46	8	< 10	33	< 0.5	< 2	1.83	4	10	0.78	< 10	< 1	0.04	< 10	0.15
118E-10762.5	< 0.2	1.3	25	32	< 1	15	40	10	0.54	7	< 10	21	< 0.5	< 2	1.64	8	6	1.11	< 10	< 1	0.04	< 10	0.10
118E-10775	< 0.2	1.3	27	35	< 1	17	38	11	0.58	8	< 10	20	< 0.5	< 2	1.65	9	6	1.19	< 10	< 1	0.04	< 10	0.10
118E-10787.5	< 0.2	1.1	24	66	< 1	14	38	13	0.55	7	< 10	28	< 0.5	< 2	2.02	7	8	1.10	< 10	< 1	0.04	< 10	0.15
118E-10800	< 0.2	0.8	27	83	< 1	20	35	21	0.55	8	< 10	30	< 0.5	< 2	2.11	7	10	1.03	< 10	< 1	0.04	< 10	0.18
118E-10812.5	< 0.2	1.0	24	95	< 1	16	51	19	0.46	7	< 10	48	< 0.5	< 2	2.17	6	7	0.78	< 10	< 1	0.03	< 10	0.14
118E-10825	< 0.2	0.9	26	87	< 1	20	44	18	0.48	7	< 10	40	< 0.5	< 2	2.27	6	10	0.86	< 10	< 1	0.04	< 10	0.16
118E-10837.5	0.2	< 0.5	45	1330	1	21	8	28	2.23	3	< 10	113	0.8	< 2	1.40	7	46	1.58	< 10	< 1	0.06	50	0.24
118E-10850	< 0.2	< 0.5	48	2140	1	22	9	28	2.28	4	< 10	122	0.9	< 2	1.53	9	47	1.69	< 10	< 1	0.06	56	0.24
118E-10862.5	< 0.2	< 0.5	44	1760	1	21	9	27	2.14	3	< 10	112	0.8	< 2	1.43	8	44	1.58	< 10	< 1	0.05	52	0.23
118E-10875	< 0.2	< 0.5	42	1600	1	21	9	26	2.10	3	< 10	106	0.8	< 2	1.34	8	44	1.52	< 10	< 1	0.05	48	0.22
118E-10887.5	0.2	< 0.5	51	1500	1	21	9	28	2.19	2	< 10	110	0.8	< 2	1.41	8	45	1.58	< 10	< 1	0.06	51	0.23
118E-10900	< 0.2	< 0.5	44	1570	< 1	21	9	27	2.21	4	< 10	112	0.8	< 2	1.42	8	46	1.61	< 10	< 1	0.06	51	0.24
118E-10912.5	< 0.2	0.6	14	38	< 1	8	24	19	0.37	4	< 10	75	< 0.5	< 2	0.80	2	4	0.26	< 10	< 1	0.04	< 10	0.04
118E-10925	< 0.2	0.6	15	25	< 1	9	24	19	0.37	4	< 10	75	< 0.5	< 2	0.82	2	4	0.27	< 10	< 1	0.05	< 10	0.04
118E-10937.5	< 0.2	0.6	15	26	< 1	9	22	19	0.37	3	< 10	73	< 0.5	< 2	0.78	2	5	0.27	< 10	< 1	0.04	< 10	0.05
118E-10950	< 0.2	0.6	14	20	< 1	7	24	20	0.36	3	< 10	72	< 0.5	< 2	0.81	2	4	0.25	< 10	< 1	0.04	< 10	0.04
116E-10500	0.2	0.7	20	210	< 1	21	52	31	0.26	< 2	< 10	229	< 0.5	< 2	0.51	2	6	0.28	< 10	< 1	0.09	< 10	0.05
116E-10512.5	< 0.2	0.6	9	113	< 1	10	38	23	0.33	< 2	< 10	70	< 0.5	< 2	0.29	1	8	0.43	< 10	< 1	0.05	< 10	0.05
116E-10525	< 0.2	< 0.5	9	435	< 1	12	50	20	0.31	< 2	< 10	134	< 0.5	< 2	0.24	2	10	0.31	< 10	< 1	0.07	< 10	0.06
116E-10537.5	< 0.2	1.7	40	103	1	25	85	65	1.01	< 2	< 10	115	< 0.5	< 2	0.53	3	32	0.95	< 10	< 1	0.07	< 10	0.11
116E-10550	< 0.2	< 0.5	6	1100	< 1	10	44	19	0.32	< 2	< 10	131	< 0.5	< 2	0.21	2	11	0.30	< 10	< 1	0.07	< 10	0.05
116E-10562.5	< 0.2	< 0.5	13	418	< 1	11	37	21	0.28	< 2	< 10	163	< 0.5	< 2	0.29	1	9	0.25	< 10	< 1	0.07	< 10	0.05
116E-10575	< 0.2	< 0.5	10	194	< 1	11	47	19	0.26	< 2	< 10	156	< 0.5	< 2	0.28	< 1	9	0.30	< 10	< 1	0.06	< 10	0.04
116E-10587.5	0.4	< 0.5	12	42	< 1	14	41	14	0.45	< 2	< 10	142	< 0.5	< 2	0.65	2	11	0.47	< 10	< 1	0.06	15	0.08
116E-10600	0.5	< 0.5	13	35	< 1	16	67	18	0.33	< 2	< 10	161	< 0.5	< 2	0.76	2	10	0.39	< 10	< 1	0.06	11	0.07
116E-10612.5	0.4	< 0.5	13	56	< 1	13	56	17	0.25	2	< 10	155	< 0.5	< 2	0.82	1	7	0.30	< 10	< 1	0.06	< 10	0.06
116E-10625	< 0.2	< 0.5	12	42	1	13	34	70	0.48	2	< 10	122	< 0.5	< 2	0.54	2	15	0.50	< 10	< 1	0.05	14	0.08
116E-10637.5	< 0.2	0.7	18	163	< 1	13	21	17	0.52	< 2	< 10	77	< 0.5	< 2	1.86	3	10	0.55	< 10	< 1	0.07	19	0.13

Analyte Symbol	Ag	Cd	Cu	Mn	Mo	Ni	Pb	Zn	Al	As	B	Ba	Be	Bi	Ca	Co	Cr	Fe	Ga	Hg	K	La	Mg
Unit Symbol	ppm	ppm	ppm	ppm	ppm	ppm	ppm	ppm	%	ppm	ppm	ppm	ppm	ppm	%	ppm	ppm	%	ppm	ppm	%	ppm	%
Lower Limit	0.2	0.5	1	5	1	1	2	2	0.01	2	10	10	0.5	2	0.01	1	1	0.01	10	1	0.01	10	0.01
Method Code	AR-ICP	AR-ICP	AR-ICP	AR-ICP	AR-ICP	AR-ICP	AR-ICP	AR-ICP	AR-ICP	AR-ICP	AR-ICP	AR-ICP	AR-ICP	AR-ICP	AR-ICP	AR-ICP	AR-ICP	AR-ICP	AR-ICP	AR-ICP	AR-ICP	AR-ICP	AR-ICP
116E-10650	< 0.2	1.0	21	309	< 1	13	15	10	0.56	< 2	< 10	60	< 0.5	< 2	1.69	3	11	0.53	< 10	< 1	0.04	23	0.12
116E-10662.5 (A)	< 0.2	< 0.5	8	97	1	8	29	18	0.30	< 2	< 10	49	< 0.5	< 2	0.24	< 1	9	0.47	< 10	< 1	0.05	< 10	0.05
116E-10662.5 (B)	< 0.2	0.6	17	125	3	20	14	12	0.55	2	< 10	59	< 0.5	< 2	1.36	2	26	0.57	< 10	< 1	0.05	18	0.11
116E-10675	< 0.2	< 0.5	16	116	< 1	14	19	16	0.47	< 2	< 10	67	< 0.5	< 2	1.85	2	10	0.49	< 10	< 1	0.05	14	0.13
116E-10687.5	< 0.2	0.7	19	867	1	12	29	11	0.84	6	< 10	67	< 0.5	< 2	2.62	7	11	0.75	< 10	< 1	0.05	32	0.16
116E-10700	< 0.2	0.6	18	208	< 1	12	16	13	0.67	4	< 10	66	< 0.5	< 2	1.87	3	13	0.69	< 10	< 1	0.05	21	0.15
116E-10712.5	< 0.2	0.7	23	147	< 1	13	9	9	0.83	5	< 10	75	< 0.5	< 2	2.56	4	11	0.73	< 10	< 1	0.03	34	0.15
116E-10725	< 0.2	0.6	13	1130	< 1	10	31	106	0.15	< 2	< 10	134	< 0.5	< 2	0.64	< 1	5	0.19	< 10	< 1	0.08	< 10	0.07
116E-10737.5	< 0.2	0.7	6	24	< 1	10	45	9	0.36	< 2	< 10	127	< 0.5	< 2	0.32	2	4	0.49	< 10	< 1	0.07	< 10	0.03
116E-10750	< 0.2	< 0.5	4	52	< 1	10	19	9	0.75	< 2	< 10	68	< 0.5	< 2	0.21	2	18	0.67	< 10	< 1	0.04	< 10	0.12
116E-10762.5	< 0.2	0.6	19	176	< 1	23	21	22	0.59	2	< 10	81	< 0.5	< 2	1.32	3	28	0.64	< 10	< 1	0.05	19	0.12
116E-10775	< 0.2	0.5	15	148	1	11	13	9	0.62	3	< 10	60	< 0.5	< 2	1.80	2	11	0.58	< 10	< 1	0.05	21	0.13
116E-10787.5	< 0.2	0.7	20	305	1	12	16	14	0.68	4	< 10	64	< 0.5	< 2	1.80	4	13	0.75	< 10	< 1	0.05	23	0.15
116E-10800	< 0.2	< 0.5	127	244	1	55	37	59	0.25	< 2	< 10	132	< 0.5	< 2	0.39	1	9	0.33	< 10	< 1	0.06	< 10	0.06
116E-10812.5	< 0.2	< 0.5	11	77	< 1	9	43	20	0.55	< 2	< 10	122	< 0.5	< 2	0.21	2	10	0.54	< 10	< 1	0.07	10	0.07
116E-10825	< 0.2	1.2	18	53	< 1	15	64	27	0.48	< 2	< 10	143	< 0.5	< 2	0.28	2	13	0.62	< 10	< 1	0.05	< 10	0.08
116E-10837.5	< 0.2	0.8	87	2560	1	46	60	110	0.35	< 2	< 10	181	< 0.5	< 2	0.42	2	14	0.48	< 10	< 1	0.09	< 10	0.09
116E-10850	< 0.2	0.7	13	70	< 1	13	73	43	0.21	< 2	< 10	99	< 0.5	< 2	0.28	< 1	4	0.24	< 10	< 1	0.05	< 10	0.05
116E-10875	< 0.2	0.5	17	137	1	14	38	25	0.43	< 2	< 10	64	< 0.5	< 2	0.30	1	12	0.54	< 10	< 1	0.05	< 10	0.06
116E-10887.5	< 0.2	< 0.5	11	215	< 1	10	50	29	0.44	< 2	< 10	156	< 0.5	< 2	0.28	2	12	0.79	< 10	< 1	0.06	< 10	0.10
116E-10900	< 0.2	0.6	20	1160	1	18	40	67	0.45	< 2	< 10	169	< 0.5	< 2	0.55	3	16	0.71	< 10	< 1	0.10	< 10	0.11
116E-10912.5	< 0.2	0.7	15	66	< 1	12	38	25	0.45	2	< 10	99	< 0.5	< 2	0.30	2	14	0.62	< 10	< 1	0.05	< 10	0.08
116E-10925	< 0.2	2.5	46	123	< 1	29	119	72	1.09	4	< 10	135	< 0.5	< 2	0.56	3	34	0.99	< 10	< 1	0.07	< 10	0.11
116E-10937.5	0.2	0.7	28	47	< 1	16	79	23	0.32	< 2	< 10	194	< 0.5	< 2	0.35	1	7	0.42	< 10	< 1	0.06	< 10	0.05
116E-10950	< 0.2	0.7	17	76	< 1	12	61	19	0.32	< 2	< 10	180	< 0.5	< 2	0.34	1	9	0.43	< 10	< 1	0.06	< 10	0.05
114E-10500	< 0.2	< 0.5	18	115	< 1	19	46	35	0.24	< 2	< 10	106	< 0.5	< 2	0.38	2	3	0.20	< 10	< 1	0.07	< 10	0.04
114E-10512.5	< 0.2	0.7	19	92	< 1	17	58	32	0.27	< 2	< 10	74	< 0.5	< 2	0.29	1	7	0.29	< 10	< 1	0.07	< 10	0.06
114E-10525	< 0.2	< 0.5	19	130	< 1	19	39	38	0.25	< 2	< 10	105	< 0.5	< 2	0.40	2	3	0.20	< 10	< 1	0.09	< 10	0.04
114E-10537.5	< 0.2	< 0.5	16	128	< 1	17	44	25	0.12	< 2	< 10	75	< 0.5	< 2	0.40	< 1	3	0.15	< 10	< 1	0.06	< 10	0.03
114E-10550	< 0.2	< 0.5	7	56	< 1	7	26	13	0.42	< 2	< 10	56	< 0.5	< 2	0.15	< 1	10	0.94	< 10	< 1	0.04	< 10	0.06
114E-10562.5	< 0.2	< 0.5	8	46	1	12	26	17	0.35	< 2	< 10	75	< 0.5	< 2	0.13	< 1	13	0.52	< 10	< 1	0.04	< 10	0.04
114E-10575	< 0.2	< 0.5	12	136	< 1	15	49	36	0.16	< 2	< 10	88	< 0.5	< 2	0.41	< 1	3	0.19	< 10	< 1	0.09	< 10	0.04
114E-10587.5	< 0.2	< 0.5	11	83	< 1	12	47	26	0.15	< 2	< 10	98	< 0.5	< 2	0.44	< 1	3	0.16	< 10	< 1	0.05	< 10	0.04
114E-10600	< 0.2	< 0.5	15	29	< 1	14	64	38	0.30	2	< 10	109	< 0.5	< 2	0.10	1	8	0.34	< 10	< 1	0.07	< 10	0.03
114E-10612.5	< 0.2	0.8	13	40	1	13	50	20	0.58	2	< 10	139	< 0.5	< 2	0.10	2	12	0.84	< 10	< 1	0.04	< 10	0.05
114E-10625	< 0.2	0.7	12	33	< 1	7	32	14	0.20	< 2	< 10	111	< 0.5	< 2	0.14	< 1	4	0.21	< 10	< 1	0.04	< 10	0.03
114E-10637.5	< 0.2	0.6	14	53	< 1	11	36	36	0.20	< 2	< 10	77	< 0.5	< 2	0.17	1	7	0.22	< 10	< 1	0.07	< 10	0.05
114E-10675	< 0.2	< 0.5	8	56	< 1	9	34	12	0.43	5	< 10	51	< 0.5	< 2	0.42	2	8	1.16	< 10	< 1	0.03	< 10	0.09
114E-10687.5	< 0.2	< 0.5	9	64	< 1	12	41	12	0.51	4	< 10	52	< 0.5	< 2	0.31	3	10	1.17	< 10	< 1	0.03	< 10	0.10
114E-10700	< 0.2	0.6	9	40	< 1	8	35	17	0.39	< 2	< 10	43	< 0.5	< 2	0.31	2	7	0.80	< 10	< 1	0.03	< 10	0.06
114E-10712.5	< 0.2	1.1	17	34	< 1	14	61	17	0.46	< 2	< 10	54	< 0.5	< 2	0.35	4	8	1.34	< 10	< 1	0.04	< 10	0.05
114E-10725	< 0.2	1.2	22	22	< 1	13	69	28	0.48	3	< 10	58	< 0.5	< 2	0.75	4	6	1.27	< 10	< 1	0.04	< 10	0.06
114E-10737.5	< 0.2	1.0	19	20	< 1	9	28	21	0.55	2	< 10	50	< 0.5	< 2	0.78	4	8	1.12	< 10	< 1	0.03	< 10	0.05
114E-10750	< 0.2	1.0	19	56	< 1	19	63	31	0.31	< 2	< 10	191	< 0.5	< 2	0.33	1	6	0.41	< 10	< 1	0.05	< 10	0.04
114E-10762.5	< 0.2	2.3	39	39	< 1	29	123	33	0.33	4	< 10	189	< 0.5	< 2	0.38	2	6	0.39	< 10	< 1	0.04	< 10	0.04
114E-10775	< 0.2	< 0.5	75	108	< 1	74	64	43	0.32	3	< 10	96	< 0.5	< 2	0.28	13	10	0.43	< 10	< 1	0.06	< 10	0.09
114E-10787.5	< 0.2	0.7	15	177	< 1	17	72	29	0.48	< 2	< 10	233	< 0.5	< 2	0.23	2	13	0.79	< 10	< 1	0.06	< 10	0.08
114E-10800	< 0.2	0.6	15	500	< 1	22	80	36	0.45	< 2	< 10	220	< 0.5	< 2	0.28	2	12	0.77	< 10	< 1	0.07	< 10	0.08
114E-10812.5	< 0.2	3.2	32	7150	< 1	33	99	184	0.41	< 2	< 10	231	< 0.5	< 2	0.87	9	9	0.68	< 10	< 1	0.09	< 10	0.09
114E-10825	< 0.2	4.0	31	8310	< 1	38	135	291	0.41	< 2	< 10	493	< 0.5	< 2	1.16	7	9	0.57	< 10	< 1	0.13	< 10	0.11

Analyte Symbol	Ag	Cd	Cu	Mn	Mo	Ni	Pb	Zn	Al	As	B	Ba	Be	Bi	Ca	Co	Cr	Fe	Ga	Hg	K	La	Mg
Unit Symbol	ppm	ppm	ppm	ppm	ppm	ppm	ppm	ppm	%	ppm	ppm	ppm	ppm	ppm	%	ppm	ppm	%	ppm	ppm	%	ppm	%
Lower Limit	0.2	0.5	1	5	1	1	2	2	0.01	2	10	10	0.5	2	0.01	1	1	0.01	10	1	0.01	10	0.01
Method Code	AR-ICP	AR-ICP	AR-ICP	AR-ICP	AR-ICP	AR-ICP	AR-ICP	AR-ICP	AR-ICP	AR-ICP	AR-ICP	AR-ICP	AR-ICP	AR-ICP	AR-ICP	AR-ICP	AR-ICP	AR-ICP	AR-ICP	AR-ICP	AR-ICP	AR-ICP	AR-ICP
114E-10837.5	< 0.2	2.1	14	5030	< 1	14	71	146	0.26	< 2	< 10	193	< 0.5	< 2	0.75	3	6	0.46	< 10	< 1	0.10	< 10	0.09
114E-10850	< 0.2	0.9	13	1110	< 1	16	58	52	0.22	< 2	< 10	244	< 0.5	< 2	0.63	2	6	0.33	< 10	< 1	0.08	< 10	0.06
114E-10862.5	< 0.2	0.7	12	737	< 1	18	44	70	0.29	< 2	< 10	174	< 0.5	< 2	0.57	3	6	0.38	< 10	< 1	0.12	< 10	0.07
114E-10875	< 0.2	1.0	20	524	1	17	80	58	0.30	< 2	< 10	162	< 0.5	< 2	0.47	3	12	0.46	< 10	< 1	0.09	< 10	0.08
114E-10887.5	< 0.2	0.9	16	221	< 1	14	65	29	0.36	< 2	< 10	165	< 0.5	< 2	0.52	3	10	0.53	< 10	< 1	0.06	< 10	0.07
114E-10900	< 0.2	0.8	14	205	< 1	16	68	33	0.32	< 2	< 10	172	< 0.5	< 2	0.41	3	10	0.47	< 10	< 1	0.07	< 10	0.06
114E-10912.5	< 0.2	0.7	16	87	< 1	11	41	35	0.16	< 2	< 10	72	< 0.5	< 2	0.45	1	4	0.20	< 10	< 1	0.08	< 10	0.06
114E-10925	0.3	0.7	13	76	< 1	12	43	34	0.12	< 2	< 10	96	< 0.5	< 2	0.42	1	3	0.17	< 10	< 1	0.07	< 10	0.05
114E-10937.5	< 0.2	0.6	11	53	< 1	12	33	27	0.11	< 2	< 10	61	< 0.5	< 2	0.39	1	5	0.16	< 10	< 1	0.07	< 10	0.05
114E-10950	< 0.2	0.8	13	37	< 1	18	62	24	0.19	3	< 10	82	< 0.5	< 2	0.52	1	5	0.25	< 10	< 1	0.07	< 10	0.05
112E-10500	< 0.2	1.3	22	32	< 1	14	119	23	0.51	< 2	< 10	145	< 0.5	< 2	0.07	1	7	0.39	< 10	< 1	0.08	< 10	0.04
112E-10512.5	< 0.2	1.5	21	36	< 1	15	105	20	0.57	< 2	< 10	116	< 0.5	< 2	0.07	1	6	0.40	< 10	< 1	0.07	< 10	0.04
112E-10525	< 0.2	1.5	31	43	< 1	17	145	32	0.64	< 2	< 10	126	< 0.5	< 2	0.16	2	7	0.52	< 10	< 1	0.09	< 10	0.05
112E-10537.5	< 0.2	< 0.5	10	35	< 1	10	27	11	0.43	< 2	< 10	26	< 0.5	< 2	0.33	3	12	0.59	< 10	< 1	0.04	11	0.07
112E-10550	< 0.2	< 0.5	15	32	< 1	12	21	10	0.65	< 2	< 10	27	< 0.5	< 2	0.27	3	13	0.77	< 10	< 1	0.04	18	0.08
112E-10562.5	< 0.2	< 0.5	22	36	1	16	18	10	0.93	3	< 10	38	< 0.5	< 2	0.38	4	15	0.99	< 10	< 1	0.03	29	0.10
112E-10575	< 0.2	< 0.5	13	28	< 1	10	28	8	0.52	< 2	< 10	20	< 0.5	< 2	0.16	4	11	0.71	< 10	< 1	0.04	15	0.07
112E-10587.5	< 0.2	< 0.5	14	32	< 1	11	20	10	0.62	< 2	< 10	24	< 0.5	< 2	0.19	5	14	0.84	< 10	< 1	0.04	20	0.08
112E-10600	< 0.2	< 0.5	16	28	< 1	10	20	10	0.86	3	< 10	36	< 0.5	< 2	0.24	3	12	0.70	< 10	< 1	0.03	13	0.07
112E-10612.5	< 0.2	< 0.5	12	38	< 1	10	20	8	0.55	< 2	< 10	23	< 0.5	< 2	0.25	3	12	0.72	< 10	< 1	0.03	13	0.10
112E-10625	< 0.2	< 0.5	18	31	< 1	15	22	10	0.73	< 2	< 10	34	< 0.5	< 2	0.35	4	12	0.88	< 10	< 1	0.03	23	0.08
112E-10637.5	< 0.2	0.7	20	115	< 1	15	35	36	0.38	3	< 10	36	< 0.5	< 2	1.57	4	12	0.83	< 10	< 1	0.03	< 10	0.17
112E-10650	< 0.2	0.5	18	18	< 1	12	51	12	0.50	3	< 10	35	< 0.5	< 2	0.73	3	8	1.12	< 10	< 1	0.04	< 10	0.06
112E-10662.5	< 0.2	1.1	26	118	< 1	18	41	51	0.35	4	< 10	61	< 0.5	< 2	0.73	3	11	0.47	< 10	< 1	0.03	< 10	0.07
112E-10675	< 0.2	0.8	21	119	< 1	15	20	15	0.55	7	< 10	24	< 0.5	< 2	2.09	5	10	0.97	< 10	< 1	0.03	< 10	0.19
112E-10687.5	< 0.2	1.0	22	91	< 1	17	53	19	0.42	5	< 10	48	< 0.5	< 2	1.98	6	6	0.72	< 10	< 1	0.03	< 10	0.14
112E-10700	< 0.2	1.2	24	115	< 1	17	55	21	0.45	7	< 10	52	< 0.5	< 2	2.15	6	6	0.77	< 10	< 1	0.04	< 10	0.14
112E-10712.5	0.2	0.5	53	2490	< 1	23	13	24	2.06	4	< 10	116	0.9	< 2	1.73	10	39	1.58	< 10	< 1	0.05	57	0.19
112E-10725	< 0.2	< 0.5	49	1920	< 1	23	11	24	1.98	5	< 10	109	0.8	< 2	1.55	8	37	1.44	< 10	< 1	0.05	50	0.19
112E-10737.5	0.2	< 0.5	49	1120	1	21	10	25	2.15	3	< 10	107	0.8	< 2	1.53	7	41	1.47	< 10	< 1	0.05	52	0.21
112E-10750	0.2	< 0.5	48	1140	< 1	21	11	24	2.10	3	< 10	105	0.8	< 2	1.52	6	40	1.44	< 10	< 1	0.05	50	0.21
112E-10762.5	0.2	< 0.5	49	1160	1	21	10	24	2.16	3	< 10	109	0.9	< 2	1.58	7	41	1.47	< 10	< 1	0.05	53	0.21
112E-10775	0.3	< 0.5	50	1180	< 1	21	10	25	2.22	3	< 10	110	0.9	< 2	1.60	7	42	1.52	< 10	< 1	0.05	53	0.22
112E-10787.5	0.2	< 0.5	47	1260	< 1	20	10	24	2.08	5	< 10	108	0.8	< 2	1.54	7	40	1.44	< 10	< 1	0.05	51	0.20
112E-10800	0.2	< 0.5	50	1400	< 1	21	11	24	2.17	< 2	< 10	112	0.9	< 2	1.63	7	41	1.49	< 10	< 1	0.05	55	0.21
112E-10812.5	< 0.2	< 0.5	23	42	< 1	9	15	13	0.67	< 2	< 10	61	< 0.5	< 2	0.65	2	9	0.49	< 10	< 1	0.04	< 10	0.07
112E-10825	< 0.2	0.6	30	45	< 1	10	16	16	0.73	< 2	< 10	71	< 0.5	< 2	0.78	3	11	0.55	< 10	< 1	0.04	12	0.08
112E-10837.5	< 0.2	0.5	26	35	< 1	9	15	13	0.64	< 2	< 10	62	< 0.5	< 2	0.70	3	9	0.47	< 10	< 1	0.04	11	0.07
112E-10850	< 0.2	0.5	25	35	< 1	9	16	14	0.68	< 2	< 10	65	< 0.5	< 2	0.68	3	10	0.48	< 10	< 1	0.05	< 10	0.08
112E-10862.5	< 0.2	0.7	11	67	< 1	15	59	55	0.28	< 2	< 10	137	< 0.5	< 2	0.38	1	6	0.37	< 10	< 1	0.07	< 10	0.07
112E-10875	< 0.2	0.8	10	74	< 1	11	59	43	0.25	< 2	< 10	153	< 0.5	< 2	0.43	1	6	0.34	< 10	< 1	0.06	< 10	0.05
112E-10887.5	< 0.2	0.8	10	73	< 1	11	61	46	0.26	< 2	< 10	156	< 0.5	< 2	0.43	1	5	0.35	< 10	< 1	0.06	< 10	0.05
112E-10900	< 0.2	0.8	10	67	< 1	11	59	41	0.24	< 2	< 10	153	< 0.5	< 2	0.39	< 1	5	0.35	< 10	< 1	0.05	< 10	0.05
112E-10912.5	< 0.2	0.6	9	72	< 1	12	65	37	0.23	2	< 10	161	< 0.5	< 2	0.43	1	5	0.30	< 10	< 1	0.06	< 10	0.05
112E-10925	< 0.2	1.0	12	89	< 1	11	74	37	0.22	< 2	< 10	253	< 0.5	< 2	0.46	2	5	0.27	< 10	< 1	0.05	< 10	0.05
112E-10937.5	< 0.2	1.1	12	79	< 1	10	64	34	0.18	< 2	< 10	259	< 0.5	< 2	0.41	2	4	0.22	< 10	< 1	0.04	< 10	0.04
112E-10950	< 0.2	1.8	22	73	< 1	16	112	36	0.24	< 2	< 10	246	< 0.5	< 2	0.31	2	6	0.31	< 10	1	0.05	< 10	0.04
110E-10750	< 0.2	< 0.5	11	132	< 1	7	27	21	0.24	< 2	< 10	127	< 0.5	< 2	0.32	< 1	6	0.27	< 10	< 1	0.05	< 10	0.05
110E-10762.5	< 0.2	< 0.5	9	1920	< 1	11	50	57	0.32	< 2	< 10	169	< 0.5	< 2	0.71	2	6	0.34	< 10	< 1	0.08	< 10	0.07
110E-10775	< 0.2	< 0.5	14	364	< 1	17	53	35	0.35	< 2	< 10	145	< 0.5	< 2	0.42	2	8	0.43	< 10	< 1	0.06	< 10	0.07

Analyte Symbol	Ag	Cd	Cu	Mn	Mo	Ni	Pb	Zn	Al	As	B	Ba	Be	Bi	Ca	Co	Cr	Fe	Ga	Hg	K	La	Mg
Unit Symbol	ppm	ppm	ppm	ppm	ppm	ppm	ppm	ppm	%	ppm	ppm	ppm	ppm	ppm	%	ppm	ppm	%	ppm	ppm	%	ppm	%
Lower Limit	0.2	0.5	1	5	1	1	2	2	0.01	2	10	10	0.5	2	0.01	1	1	0.01	10	1	0.01	10	0.01
Method Code	AR-ICP	AR-ICP	AR-ICP	AR-ICP	AR-ICP	AR-ICP	AR-ICP	AR-ICP	AR-ICP	AR-ICP	AR-ICP	AR-ICP	AR-ICP	AR-ICP	AR-ICP	AR-ICP	AR-ICP	AR-ICP	AR-ICP	AR-ICP	AR-ICP	AR-ICP	AR-ICP
110E-10787.5	< 0.2	< 0.5	6	3190	< 1	10	68	24	0.35	< 2	< 10	169	< 0.5	< 2	0.29	2	7	0.33	< 10	< 1	0.07	< 10	0.07
110E-10800	< 0.2	< 0.5	10	811	< 1	12	43	39	0.29	< 2	< 10	139	< 0.5	< 2	0.39	1	9	0.31	< 10	< 1	0.08	< 10	0.06
110E-10812.5	< 0.2	< 0.5	10	434	< 1	15	40	53	0.34	< 2	< 10	138	< 0.5	< 2	0.32	1	8	0.35	< 10	< 1	0.08	< 10	0.06
110E-10825	< 0.2	< 0.5	6	260	< 1	7	21	21	0.28	< 2	< 10	102	< 0.5	< 2	0.31	1	7	0.39	< 10	< 1	0.06	< 10	0.06
110E-10837.5	< 0.2	< 0.5	10	1170	< 1	11	62	58	0.33	< 2	< 10	151	< 0.5	< 2	0.41	2	8	0.35	< 10	< 1	0.09	< 10	0.08
110E-10850	< 0.2	1.1	9	2360	< 1	11	39	51	0.29	< 2	< 10	241	< 0.5	< 2	0.44	3	7	0.33	< 10	< 1	0.06	< 10	0.07
110E-10862.5	< 0.2	1.5	13	4320	< 1	15	103	97	0.39	2	< 10	311	< 0.5	< 2	0.38	8	9	0.46	< 10	< 1	0.08	< 10	0.08
110E-10875	< 0.2	1.9	12	4240	< 1	15	65	76	0.36	< 2	< 10	225	< 0.5	< 2	0.42	5	9	0.41	< 10	< 1	0.08	< 10	0.07
110E-10887.5	< 0.2	0.6	10	736	< 1	11	57	52	0.29	< 2	< 10	177	< 0.5	< 2	0.39	2	7	0.32	< 10	< 1	0.06	< 10	0.05
110E-10900	< 0.2	1.2	11	3880	< 1	18	69	165	0.37	< 2	< 10	230	< 0.5	< 2	0.62	4	9	0.46	< 10	< 1	0.09	< 10	0.10
110E-10912.5	< 0.2	0.7	15	1140	< 1	16	94	59	0.37	< 2	< 10	226	< 0.5	< 2	0.44	3	8	0.45	< 10	< 1	0.07	< 10	0.07
110E-10925	< 0.2	1.2	12	3840	< 1	17	70	148	0.32	< 2	< 10	227	< 0.5	< 2	0.56	3	8	0.37	< 10	< 1	0.10	< 10	0.09
110E-10937.5	< 0.2	0.8	15	1440	< 1	16	96	64	0.36	< 2	< 10	216	< 0.5	< 2	0.42	3	7	0.44	< 10	< 1	0.07	< 10	0.06
110E-10950	< 0.2	0.9	15	441	2	23	65	57	0.26	< 2	< 10	356	< 0.5	< 2	0.42	2	23	0.32	< 10	< 1	0.06	< 10	0.05
108E-10500	< 0.2	1.1	24	76	< 1	22	119	35	0.31	4	< 10	99	< 0.5	< 2	0.30	2	5	0.30	< 10	< 1	0.07	< 10	0.07
108E-10512.5	< 0.2	< 0.5	17	41	< 1	23	78	28	0.30	< 2	< 10	86	< 0.5	< 2	0.17	1	6	0.37	< 10	< 1	0.07	< 10	0.04
108E-10525	< 0.2	0.8	12	52	< 1	17	89	21	0.28	< 2	< 10	66	< 0.5	< 2	0.23	1	5	0.28	< 10	< 1	0.06	< 10	0.04
108E-10537.5	< 0.2	0.7	14	22	< 1	10	26	17	0.37	< 2	< 10	44	< 0.5	< 2	2.19	1	4	0.27	< 10	< 1	0.03	< 10	0.07
108E-10550	< 0.2	0.6	10	16	< 1	8	21	16	0.36	< 2	< 10	38	< 0.5	< 2	1.82	1	3	0.23	< 10	< 1	0.02	< 10	0.06
108E-10562.5	< 0.2	1.0	18	41	< 1	15	70	30	0.22	< 2	< 10	111	< 0.5	< 2	0.34	1	4	0.24	< 10	< 1	0.05	< 10	0.04
108E-10575	< 0.2	1.1	21	39	< 1	17	80	30	0.25	< 2	< 10	126	< 0.5	< 2	0.35	1	5	0.27	< 10	< 1	0.05	< 10	0.04
108E-10587.5	< 0.2	0.6	16	66	< 1	17	69	31	0.24	< 2	< 10	78	< 0.5	< 2	0.34	1	5	0.29	< 10	< 1	0.05	< 10	0.05
108E-10600	< 0.2	0.6	15	52	< 1	18	61	38	0.22	< 2	< 10	61	< 0.5	< 2	0.30	< 1	4	0.25	< 10	< 1	0.06	< 10	0.05
108E-10612.5	< 0.2	0.6	18	50	< 1	14	52	31	0.37	< 2	< 10	73	< 0.5	< 2	0.25	1	10	0.53	< 10	< 1	0.06	< 10	0.07
108E-10625	< 0.2	< 0.5	12	51	< 1	16	46	27	0.23	< 2	< 10	68	< 0.5	< 2	0.29	1	6	0.34	< 10	< 1	0.05	< 10	0.05
108E-10637.5	< 0.2	< 0.5	12	60	< 1	15	43	25	0.31	< 2	< 10	63	< 0.5	< 2	0.27	1	8	0.51	< 10	< 1	0.05	< 10	0.06
108E-10650	< 0.2	< 0.5	13	61	< 1	15	43	23	0.39	< 2	< 10	69	< 0.5	< 2	0.25	1	11	0.69	< 10	< 1	0.06	< 10	0.07
108E-10662.5	< 0.2	1.5	18	2290	< 1	22	115	46	0.34	< 2	< 10	98	< 0.5	< 2	1.44	7	5	0.38	< 10	< 1	0.09	< 10	0.13
108E-10675	< 0.2	0.8	16	848	< 1	16	52	35	0.29	< 2	< 10	83	< 0.5	< 2	1.26	3	7	0.34	< 10	< 1	0.07	< 10	0.11
108E-10687.5	< 0.2	0.7	19	228	< 1	15	60	28	0.53	3	< 10	38	< 0.5	< 2	1.49	4	10	0.61	< 10	< 1	0.07	< 10	0.15
108E-10700	< 0.2	0.7	16	160	< 1	13	59	28	0.37	< 2	< 10	28	< 0.5	< 2	1.65	3	8	0.45	< 10	< 1	0.06	< 10	0.15
108E-10712.5	< 0.2	0.7	14	81	< 1	12	62	50	0.27	< 2	< 10	108	< 0.5	< 2	0.53	1	3	0.22	< 10	< 1	0.05	< 10	0.04
108E-10725	< 0.2	0.9	18	87	< 1	15	59	53	0.24	2	< 10	138	< 0.5	< 2	0.56	1	3	0.20	< 10	< 1	0.05	< 10	0.04
108E-10737.5	< 0.2	0.9	15	90	< 1	13	66	58	0.30	4	< 10	128	< 0.5	< 2	0.62	1	4	0.23	< 10	< 1	0.06	< 10	0.05
108E-10750	< 0.2	0.8	16	99	< 1	14	70	60	0.27	4	< 10	125	< 0.5	< 2	0.63	1	3	0.24	< 10	< 1	0.06	< 10	0.05
108E-10762.5	< 0.2	0.9	22	100	< 1	18	80	64	0.32	4	< 10	135	< 0.5	< 2	0.62	1	6	0.28	< 10	< 1	0.07	< 10	0.05
108E-10775	< 0.2	0.9	15	88	< 1	15	74	57	0.30	4	< 10	131	< 0.5	< 2	0.59	1	4	0.25	< 10	< 1	0.06	< 10	0.04
108E-10787.5	< 0.2	0.5	21	160	< 1	13	52	41	0.31	< 2	< 10	119	< 0.5	< 2	0.43	2	11	0.47	< 10	< 1	0.08	< 10	0.07
108E-10800	< 0.2	1.1	18	49	< 1	11	36	32	0.30	< 2	< 10	203	< 0.5	< 2	0.27	2	8	0.34	< 10	< 1	0.07	< 10	0.05
108E-10812.5	< 0.2	2.8	14	3300	< 1	20	121	227	0.38	2	< 10	379	< 0.5	< 2	1.72	5	6	0.44	< 10	< 1	0.11	< 10	0.14
108E-10825	< 0.2	1.1	13	808	< 1	12	101	64	0.30	< 2	< 10	261	< 0.5	< 2	0.72	2	7	0.34	< 10	< 1	0.07	< 10	0.06
108E-10837.5	< 0.2	0.9	12	213	< 1	15	106	29	0.30	3	< 10	149	< 0.5	< 2	0.64	2	6	0.32	< 10	< 1	0.06	< 10	0.05
108E-10850	< 0.2	0.9	14	173	< 1	16	104	29	0.32	3	< 10	140	< 0.5	< 2	0.57	1	8	0.34	< 10	< 1	0.06	< 10	0.05
108E-10862.5	< 0.2	< 0.5	11	97	< 1	15	35	49	0.31	< 2	< 10	100	< 0.5	< 2	0.54	1	8	0.37	< 10	< 1	0.08	< 10	0.08
108E-10875	< 0.2	0.6	15	47	< 1	14	63	46	0.24	< 2	< 10	133	< 0.5	< 2	0.45	2	4	0.22	< 10	< 1	0.08	< 10	0.05
108E-10887.5	< 0.2	0.7	22	38	< 1	16	84	46	0.46	3	< 10	59	< 0.5	< 2	0.26	1	10	0.51	< 10	< 1	0.06	< 10	0.05
108E-10900	< 0.2	< 0.5	15	41	< 1	12	66	41	0.39	3	< 10	49	< 0.5	< 2	0.30	1	8	0.52	< 10	< 1	0.05	< 10	0.06
108E-10912.5	< 0.2	1.4	39	115	< 1	23	82	51	0.95	2	< 10	102	< 0.5	< 2	0.28	6	38	1.33	< 10	< 1	0.06	< 10	0.32
108E-10925	< 0.2	0.7	24	124	1	23	76	46	0.80	< 2	< 10	87	< 0.5	< 2	0.26	7	37	1.26	< 10	< 1	0.07	< 10	0.37
108E-10937.5	< 0.2	0.7	14	27	< 1	10	50	42	0.26	3	< 10	74	< 0.5	< 2	0.67	< 1	3	0.22	< 10	< 1	0.06	< 10	0.04

Analyte Symbol	Ag	Cd	Cu	Mn	Mo	Ni	Pb	Zn	Al	As	B	Ba	Be	Bi	Ca	Co	Cr	Fe	Ga	Hg	K	La	Mg
Unit Symbol	ppm	ppm	ppm	ppm	ppm	ppm	ppm	ppm	%	ppm	ppm	ppm	ppm	ppm	%	ppm	ppm	%	ppm	ppm	%	ppm	%
Lower Limit	0.2	0.5	1	5	1	1	2	2	0.01	2	10	10	0.5	2	0.01	1	1	0.01	10	1	0.01	10	0.01
Method Code	AR-ICP	AR-ICP	AR-ICP	AR-ICP	AR-ICP	AR-ICP	AR-ICP	AR-ICP	AR-ICP	AR-ICP	AR-ICP	AR-ICP	AR-ICP	AR-ICP	AR-ICP	AR-ICP	AR-ICP	AR-ICP	AR-ICP	AR-ICP	AR-ICP	AR-ICP	AR-ICP
108E-10950	< 0.2	0.7	11	20	< 1	10	51	32	0.27	4	< 10	61	< 0.5	< 2	0.59	< 1	4	0.23	< 10	< 1	0.05	< 10	0.03
118E-8675	< 0.2	1.1	32	2080	< 1	11	12	30	0.37	4	< 10	97	< 0.5	< 2	2.02	3	5	0.64	< 10	< 1	0.11	73	0.11
118E-8700	< 0.2	1.1	31	1780	< 1	10	11	31	0.36	2	< 10	88	< 0.5	< 2	1.97	3	5	0.50	< 10	< 1	0.09	71	0.11
118E-8725	< 0.2	0.6	15	127	< 1	6	16	23	0.12	< 2	< 10	65	< 0.5	< 2	1.04	5	2	0.25	< 10	< 1	0.08	< 10	0.07
118E-8750	< 0.2	0.7	8	193	< 1	13	42	92	0.17	< 2	< 10	67	< 0.5	< 2	0.27	< 1	4	0.21	< 10	< 1	0.05	< 10	0.05
118E-8775	< 0.2	< 0.5	9	103	< 1	7	12	61	0.07	< 2	< 10	106	< 0.5	< 2	0.42	< 1	2	0.08	< 10	< 1	0.03	< 10	0.04
118E-8800	< 0.2	< 0.5	4	94	< 1	10	5	16	1.01	< 2	< 10	37	< 0.5	< 2	0.19	3	20	1.16	< 10	< 1	0.04	< 10	0.14
118E-8825	< 0.2	< 0.5	2	69	< 1	5	5	10	0.70	< 2	< 10	36	< 0.5	< 2	0.14	1	14	0.84	< 10	< 1	0.03	< 10	0.09
118E-8850	< 0.2	1.1	13	831	< 1	14	49	97	0.28	< 2	< 10	197	< 0.5	< 2	0.54	2	7	0.37	< 10	< 1	0.05	< 10	0.06
118E-8875	< 0.2	0.6	9	349	< 1	11	44	48	0.49	< 2	< 10	129	< 0.5	< 2	0.37	2	11	0.68	< 10	< 1	0.04	< 10	0.10
118E-8900	< 0.2	0.7	11	147	< 1	10	41	28	0.24	6	< 10	183	< 0.5	< 2	0.39	2	7	0.26	< 10	< 1	0.05	< 10	0.06
118E-8925	< 0.2	0.5	12	211	< 1	10	31	27	0.34	14	< 10	203	< 0.5	< 2	0.45	3	9	0.37	< 10	< 1	0.04	< 10	0.09
118E-8950	< 0.2	0.8	12	81	< 1	13	54	30	0.38	< 2	< 10	134	< 0.5	< 2	0.32	2	10	0.44	< 10	< 1	0.06	< 10	0.06
118E-8975	< 0.2	1.4	15	1490	< 1	13	58	43	0.27	< 2	< 10	430	< 0.5	< 2	0.45	3	10	0.28	< 10	< 1	0.06	< 10	0.05
118E-9000	< 0.2	0.9	12	49	< 1	10	41	26	0.30	< 2	< 10	109	< 0.5	< 2	0.29	1	7	0.34	< 10	< 1	0.05	< 10	0.04
118E-9025	< 0.2	< 0.5	8	121	1	10	32	24	0.39	< 2	< 10	64	< 0.5	< 2	0.30	1	11	0.65	< 10	< 1	0.05	< 10	0.06
118E-9050	< 0.2	0.5	12	58	< 1	11	61	41	0.16	< 2	< 10	104	< 0.5	< 2	0.34	< 1	4	0.18	< 10	< 1	0.05	< 10	0.04
118E-9075	< 0.2	< 0.5	8	69	1	11	37	19	0.42	2	< 10	68	< 0.5	< 2	0.23	1	12	0.68	< 10	< 1	0.05	< 10	0.06
118E-9100	< 0.2	< 0.5	10	90	1	12	46	20	0.49	3	< 10	93	< 0.5	< 2	0.27	1	12	0.76	< 10	< 1	0.05	< 10	0.08
118E-9125	< 0.2	0.5	12	17	< 1	13	47	20	0.15	< 2	< 10	62	< 0.5	< 2	0.34	1	3	0.19	< 10	< 1	0.06	< 10	0.04
118E-9150	< 0.2	0.6	11	60	< 1	9	59	51	0.21	3	< 10	170	< 0.5	< 2	0.29	< 1	4	0.28	< 10	< 1	0.05	< 10	0.03
118E-9175	< 0.2	0.5	11	444	< 1	14	49	76	0.21	< 2	< 10	137	< 0.5	< 2	0.41	< 1	6	0.30	< 10	< 1	0.07	< 10	0.07
118E-9200	< 0.2	0.7	10	2980	< 1	14	64	114	0.30	< 2	< 10	230	< 0.5	< 2	0.51	2	10	0.37	< 10	< 1	0.09	< 10	0.08
118E-9225	< 0.2	1.5	47	116	1	21	69	60	1.01	3	< 10	96	< 0.5	< 2	0.58	3	39	0.96	< 10	< 1	0.06	< 10	0.15
114E-8675	0.4	0.8	27	95	1	10	31	27	0.56	5	< 10	64	< 0.5	< 2	0.86	3	11	0.54	< 10	< 1	0.05	21	0.10
114E-8700	< 0.2	0.6	15	50	< 1	10	49	17	0.26	< 2	< 10	33	< 0.5	< 2	0.73	1	6	0.27	< 10	< 1	0.10	< 10	0.08
114E-8725	< 0.2	< 0.5	17	27	< 1	10	45	15	0.23	< 2	< 10	42	< 0.5	< 2	0.55	1	5	0.25	< 10	< 1	0.07	< 10	0.06
114E-8750	< 0.2	1.1	52	175	2	25	40	48	0.95	7	< 10	65	0.5	< 2	1.29	7	22	0.95	< 10	< 1	0.04	51	0.28
114E-8775	< 0.2	0.8	38	328	2	11	24	25	0.55	3	< 10	69	< 0.5	< 2	2.49	4	8	0.53	< 10	< 1	0.03	25	0.10
114E-8800	< 0.2	0.6	13	71	2	13	61	25	0.50	< 2	< 10	101	< 0.5	< 2	0.80	3	7	0.49	< 10	< 1	0.05	18	0.11
114E-8825	< 0.2	0.6	14	117	1	16	76	49	0.36	3	< 10	103	< 0.5	< 2	0.65	2	6	0.39	< 10	< 1	0.06	< 10	0.09
114E-8850	0.2	1.7	51	4130	9	29	83	28	1.19	3	< 10	113	1.0	< 2	1.36	41	15	1.28	< 10	< 1	0.09	62	0.10
114E-8875	< 0.2	1.4	37	3780	8	26	90	27	1.14	6	< 10	116	0.7	< 2	1.12	26	16	1.35	< 10	< 1	0.09	45	0.13
114E-8900	< 0.2	1.3	42	94	1	27	104	27	0.33	3	< 10	292	< 0.5	< 2	0.35	2	8	0.37	< 10	< 1	0.06	< 10	0.06
114E-8925	< 0.2	< 0.5	11	210	< 1	13	51	28	0.18	< 2	< 10	107	< 0.5	< 2	0.58	1	4	0.23	< 10	< 1	0.07	< 10	0.06
114E-8950	< 0.2	0.6	16	100	< 1	15	55	29	0.22	< 2	< 10	131	< 0.5	< 2	0.49	1	8	0.27	< 10	< 1	0.07	< 10	0.07
114E-8975	< 0.2	0.6	13	95	< 1	13	54	25	0.20	< 2	< 10	132	< 0.5	< 2	0.49	1	5	0.25	< 10	< 1	0.07	< 10	0.07
114E-9000	< 0.2	< 0.5	13	42	< 1	10	35	29	0.19	< 2	< 10	93	< 0.5	< 2	0.33	1	4	0.20	< 10	< 1	0.06	< 10	0.04
114E-9025	0.2	< 0.5	11	44	< 1	10	37	28	0.20	< 2	< 10	96	< 0.5	< 2	0.34	1	4	0.21	< 10	< 1	0.06	< 10	0.04
114E-9050	< 0.2	< 0.5	15	39	< 1	11	35	26	0.19	< 2	< 10	90	< 0.5	< 2	0.32	1	5	0.21	< 10	< 1	0.06	< 10	0.04
114E-9075	< 0.2	0.5	16	85	< 1	23	76	42	0.25	2	< 10	94	< 0.5	< 2	0.29	2	6	0.31	< 10	< 1	0.06	< 10	0.04
114E-9100	< 0.2	0.6	14	82	< 1	23	78	44	0.25	< 2	< 10	101	< 0.5	< 2	0.28	2	5	0.30	< 10	< 1	0.06	< 10	0.04
114E-9125	< 0.2	0.6	38	94	2	26	81	55	0.26	3	< 10	96	< 0.5	< 2	0.33	2	7	0.37	< 10	< 1	0.06	< 10	0.06
114E-9150	< 0.2	0.5	18	83	< 1	22	70	45	0.23	2	< 10	106	< 0.5	< 2	0.33	2	5	0.29	< 10	< 1	0.06	< 10	0.04
114E-9175	< 0.2	< 0.5	80	92	< 1	24	67	48	0.19	4	< 10	133	< 0.5	< 2	0.34	2	4	0.24	< 10	< 1	0.06	< 10	0.04
114E-9200	< 0.2	0.6	20	93	3	25	83	45	0.26	35	< 10	108	< 0.5	< 2	0.38	2	6	0.35	< 10	< 1	0.07	< 10	0.06
110E-8700	< 0.2	< 0.5	16	25	1	9	47	16	0.25	3	< 10	51	< 0.5	< 2	1.01	< 1	4	0.21	< 10	< 1	0.04	13	0.07
110E-8725	< 0.2	< 0.5	16	27	2	10	39	15	0.32	3	< 10	45	< 0.5	< 2	1.09	1	5	0.28	< 10	< 1	0.04	20	0.08
110E-8750	0.3	< 0.5	16	25	2	9	35	12	0.40	3	< 10	43	< 0.5	< 2	1.17	1	7	0.33	< 10	< 1	0.04	28	0.08
110E-8775	< 0.2	1.0	105	132	3	19	32	52	1.37	10	< 10	42	1.1	< 2	1.81	6	22	0.91	< 10	< 1	0.04	125	0.22

Analyte Symbol	Ag	Cd	Cu	Mn	Mo	Ni	Pb	Zn	Al	As	B	Ba	Be	Bi	Ca	Co	Cr	Fe	Ga	Hg	K	La	Mg
Unit Symbol	ppm	ppm	ppm	ppm	ppm	ppm	ppm	ppm	%	ppm	ppm	ppm	ppm	ppm	%	ppm	ppm	%	ppm	ppm	%	ppm	%
Lower Limit	0.2	0.5	1	5	1	1	2	2	0.01	2	10	10	0.5	2	0.01	1	1	0.01	10	1	0.01	10	0.01
Method Code	AR-ICP	AR-ICP	AR-ICP	AR-ICP	AR-ICP	AR-ICP	AR-ICP	AR-ICP	AR-ICP	AR-ICP	AR-ICP	AR-ICP	AR-ICP	AR-ICP	AR-ICP	AR-ICP	AR-ICP	AR-ICP	AR-ICP	AR-ICP	AR-ICP	AR-ICP	AR-ICP
110E-8800	< 0.2	0.6	71	426	4	11	14	16	0.97	3	< 10	62	< 0.5	< 2	3.02	6	10	0.66	< 10	< 1	0.02	88	0.11
110E-8825	< 0.2	0.8	19	141	2	17	84	53	0.39	< 2	< 10	140	< 0.5	< 2	0.77	2	8	0.43	< 10	< 1	0.07	12	0.11
110E-8850	< 0.2	0.7	20	225	3	14	44	31	0.61	3	< 10	102	< 0.5	< 2	1.11	5	9	0.61	< 10	< 1	0.07	34	0.13
110E-8875	< 0.2	0.5	21	54	1	22	56	22	0.24	< 2	< 10	196	< 0.5	< 2	0.69	2	5	0.30	< 10	< 1	0.07	< 10	0.05
110E-8900	< 0.2	0.5	19	35	1	19	50	21	0.22	2	< 10	153	< 0.5	< 2	0.66	2	4	0.27	< 10	< 1	0.06	< 10	0.05
110E-8925	< 0.2	0.8	15	899	1	14	48	58	0.31	< 2	< 10	230	< 0.5	< 2	0.48	1	10	0.37	< 10	< 1	0.09	< 10	0.06
110E-8950	< 0.2	< 0.5	12	72	< 1	13	41	25	0.34	< 2	< 10	81	< 0.5	< 2	0.31	2	7	0.40	< 10	< 1	0.06	< 10	0.05
110E-8975	0.3	0.5	14	51	< 1	13	65	37	0.28	3	< 10	109	< 0.5	< 2	0.34	1	7	0.32	< 10	< 1	0.06	< 10	0.05
110E-9000	0.3	< 0.5	13	50	< 1	13	68	39	0.25	3	< 10	119	< 0.5	< 2	0.36	1	5	0.29	< 10	< 1	0.06	< 10	0.05
110E-9025	0.3	< 0.5	18	36	< 1	15	64	36	0.29	3	< 10	100	< 0.5	< 2	0.25	2	7	0.34	< 10	< 1	0.06	< 10	0.05
110E-9050	< 0.2	< 0.5	13	74	< 1	15	58	36	0.30	3	< 10	146	< 0.5	< 2	0.24	1	6	0.36	< 10	< 1	0.06	< 10	0.04
110E-9075	< 0.2	0.6	52	86	3	25	65	51	0.29	6	< 10	174	< 0.5	< 2	0.25	2	9	0.41	< 10	< 1	0.08	< 10	0.06
110E-9100	< 0.2	< 0.5	14	60	< 1	18	59	29	0.27	2	< 10	104	< 0.5	< 2	0.17	1	6	0.34	< 10	< 1	0.06	< 10	0.04
106E-8800	< 0.2	0.7	13	96	< 1	13	53	32	0.23	3	< 10	136	< 0.5	< 2	0.40	1	7	0.26	< 10	< 1	0.07	< 10	0.05
106E-8825	0.2	1.1	18	176	< 1	14	62	40	0.30	7	< 10	249	< 0.5	< 2	0.53	3	8	0.35	< 10	< 1	0.06	< 10	0.07
106E-8850	0.3	1.2	20	152	< 1	17	81	46	0.31	2	< 10	216	< 0.5	< 2	0.48	3	9	0.33	< 10	< 1	0.07	< 10	0.06
106E-8875	< 0.2	1.0	16	212	< 1	15	66	51	0.23	< 2	< 10	196	< 0.5	< 2	0.56	3	5	0.26	< 10	< 1	0.08	< 10	0.06
106E-8900	< 0.2	1.3	16	54	< 1	14	63	28	0.41	3	< 10	131	< 0.5	< 2	0.27	2	11	0.57	< 10	< 1	0.05	< 10	0.06
106E-8925	< 0.2	0.6	9	58	1	9	45	15	0.31	< 2	< 10	81	< 0.5	< 2	0.19	< 1	8	0.35	< 10	< 1	0.05	< 10	0.04
106E-8950	< 0.2	0.7	12	74	< 1	20	73	28	0.31	2	< 10	105	< 0.5	< 2	0.22	1	6	0.37	< 10	< 1	0.10	< 10	0.05
106E-8975	< 0.2	0.6	10	62	1	13	52	17	0.35	< 2	< 10	86	< 0.5	< 2	0.17	1	9	0.42	< 10	< 1	0.06	< 10	0.04
106E-9000	< 0.2	0.7	14	23	< 1	12	46	15	0.22	< 2	< 10	80	< 0.5	< 2	0.38	2	5	0.24	< 10	< 1	0.05	< 10	0.04
106E-9025	< 0.2	1.0	13	26	< 1	10	89	57	0.31	4	< 10	129	< 0.5	< 2	0.16	1	4	0.30	< 10	< 1	0.06	< 10	0.03
106E-9050	0.4	1.0	146	127	9	33	75	136	0.37	16	< 10	147	1.1	3	0.51	4	11	0.69	< 10	1	0.09	< 10	0.15
106E-9075	< 0.2	0.7	13	515	< 1	10	36	110	0.09	< 2	< 10	179	< 0.5	< 2	0.51	< 1	2	0.12	< 10	< 1	0.06	< 10	0.05
106E-9100	< 0.2	0.7	14	2670	1	15	62	101	0.31	< 2	< 10	139	< 0.5	< 2	0.46	2	11	0.38	< 10	< 1	0.09	< 10	0.09

Results

Analyte Symbol	Na	P	S	Sb	Sc	Sr	Ti	Te	Tl	U	V	W	Y	Zr
Unit Symbol	%	%	%	ppm	ppm	ppm	%	ppm	ppm	ppm	ppm	ppm	ppm	ppm
Lower Limit	0.001	0.001	0.01	2	1	1	0.01	1	2	10	1	10	1	1
Method Code	AR-ICP	AR-ICP	AR-ICP	AR-ICP	AR-ICP	AR-ICP	AR-ICP	AR-ICP	AR-ICP	AR-ICP	AR-ICP	AR-ICP	AR-ICP	AR-ICP
118E-10500	0.024	0.052	0.06	< 2	< 1	49	0.03	< 1	< 2	< 10	12	< 10	2	< 1
118E-10512.5	0.021	0.061	0.08	< 2	< 1	30	0.02	2	< 2	< 10	10	< 10	2	< 1
118E-10525	0.023	0.058	0.06	< 2	< 1	24	0.02	3	< 2	< 10	14	< 10	2	< 1
118E-10537.5	0.022	0.058	0.09	< 2	< 1	28	0.03	3	< 2	< 10	10	< 10	1	1
118E-10550	0.019	0.073	0.11	< 2	< 1	27	0.02	3	< 2	< 10	10	< 10	1	< 1
118E-10562.5	0.018	0.073	0.14	< 2	< 1	39	0.01	4	< 2	< 10	7	< 10	< 1	2
118E-10575	0.020	0.050	0.06	< 2	< 1	25	0.03	< 1	< 2	< 10	11	< 10	1	< 1
118E-10587.5	0.019	0.064	0.12	< 2	< 1	25	0.03	2	< 2	< 10	11	< 10	1	2
118E-10600	0.019	0.052	0.10	< 2	< 1	35	0.03	< 1	< 2	< 10	10	< 10	1	3
118E-10612.5	0.018	0.068	0.20	< 2	< 1	25	< 0.01	3	< 2	< 10	2	< 10	< 1	< 1
118E-10625	0.020	0.135	0.26	< 2	< 1	34	0.02	1	< 2	< 10	11	< 10	5	1
118E-10637.5	0.019	0.083	0.14	< 2	< 1	29	0.02	3	< 2	< 10	20	< 10	4	1
118E-10650	0.018	0.037	0.07	< 2	< 1	23	0.02	< 1	< 2	< 10	13	< 10	1	2
118E-10662.5	0.017	0.060	0.13	< 2	< 1	28	< 0.01	2	< 2	< 10	4	< 10	2	< 1
118E-10675	0.018	0.065	0.15	< 2	< 1	30	< 0.01	< 1	< 2	< 10	4	< 10	3	< 1
118E-10687.5	0.021	0.038	0.07	< 2	< 1	26	0.03	< 1	< 2	< 10	13	< 10	1	2
118E-10700	0.020	0.050	0.10	< 2	< 1	45	0.01	1	< 2	< 10	8	< 10	1	2
118E-10712.5	0.019	0.049	0.10	< 2	< 1	44	0.01	< 1	< 2	< 10	8	< 10	1	2
118E-10725	0.020	0.044	0.09	< 2	< 1	39	0.02	2	< 2	< 10	10	< 10	1	2
118E-10737.5	0.017	0.041	0.18	< 2	< 1	29	0.02	< 1	< 2	< 10	15	< 10	2	2
118E-10750	0.017	0.039	0.16	< 2	< 1	26	0.02	< 1	< 2	< 10	14	< 10	2	3
118E-10762.5	0.019	0.057	0.22	< 2	< 1	29	< 0.01	< 1	< 2	< 10	13	< 10	3	2
118E-10775	0.018	0.055	0.23	< 2	< 1	29	< 0.01	< 1	< 2	< 10	15	< 10	3	2
118E-10787.5	0.018	0.051	0.20	< 2	< 1	29	0.01	< 1	< 2	< 10	16	< 10	3	2
118E-10800	0.019	0.041	0.17	< 2	< 1	28	0.02	< 1	< 2	< 10	18	< 10	3	2
118E-10812.5	0.017	0.051	0.20	< 2	< 1	33	< 0.01	< 1	< 2	< 10	11	< 10	2	2
118E-10825	0.018	0.047	0.20	< 2	< 1	31	0.01	< 1	< 2	< 10	13	< 10	2	2
118E-10837.5	0.024	0.059	0.06	< 2	3	28	0.05	3	< 2	< 10	32	< 10	14	2
118E-10850	0.024	0.061	0.07	< 2	3	31	0.05	4	< 2	< 10	35	< 10	15	2
118E-10862.5	0.024	0.057	0.07	< 2	3	29	0.05	3	< 2	< 10	32	< 10	14	1
118E-10875	0.024	0.054	0.06	< 2	3	28	0.05	1	< 2	< 10	31	< 10	13	2
118E-10887.5	0.024	0.057	0.07	< 2	3	29	0.05	< 1	< 2	< 10	33	< 10	14	1
118E-10900	0.025	0.057	0.07	< 2	3	30	0.05	4	< 2	< 10	33	< 10	14	2
118E-10912.5	0.018	0.060	0.14	< 2	< 1	35	< 0.01	< 1	< 2	< 10	4	< 10	2	< 1
118E-10925	0.018	0.061	0.14	< 2	< 1	37	< 0.01	1	< 2	< 10	4	< 10	2	< 1
118E-10937.5	0.017	0.058	0.13	< 2	< 1	35	< 0.01	1	< 2	< 10	5	< 10	2	< 1
118E-10950	0.018	0.059	0.14	< 2	< 1	37	< 0.01	1	< 2	< 10	4	< 10	2	< 1
116E-10500	0.021	0.093	0.11	< 2	< 1	44	0.01	4	< 2	< 10	6	< 10	1	< 1
116E-10512.5	0.020	0.035	0.07	< 2	< 1	19	0.04	< 1	< 2	< 10	14	< 10	1	2
116E-10525	0.020	0.059	0.05	< 2	< 1	24	0.03	< 1	< 2	< 10	10	< 10	2	< 1
116E-10537.5	0.018	0.096	0.09	< 2	< 1	18	< 0.01	3	< 2	< 10	27	< 10	3	< 1
116E-10550	0.019	0.039	0.04	< 2	< 1	20	0.03	< 1	< 2	< 10	10	< 10	2	< 1
116E-10562.5	0.021	0.060	0.06	< 2	< 1	25	0.02	< 1	< 2	< 10	8	< 10	2	< 1
116E-10575	0.020	0.043	0.05	< 2	< 1	24	0.03	< 1	< 2	< 10	11	< 10	2	1
116E-10587.5	0.020	0.059	0.11	< 2	< 1	48	0.02	< 1	< 2	< 10	10	< 10	4	2
116E-10600	0.018	0.073	0.15	< 2	< 1	51	< 0.01	2	< 2	< 10	8	< 10	2	2
116E-10612.5	0.018	0.070	0.15	< 2	< 1	53	< 0.01	2	< 2	< 10	6	< 10	2	1
116E-10625	0.021	0.045	0.08	< 2	1	39	0.04	< 1	< 2	< 10	13	< 10	3	3
116E-10637.5	0.019	0.056	0.12	< 2	< 1	39	0.03	< 1	< 2	< 10	11	< 10	5	2

Analyte Symbol	Na	P	S	Sb	Sc	Sr	Ti	Te	Tl	U	V	W	Y	Zr
Unit Symbol	%	%	%	ppm	ppm	ppm	%	ppm	ppm	ppm	ppm	ppm	ppm	ppm
Lower Limit	0.001	0.001	0.01	2	1	1	0.01	1	2	10	1	10	1	1
Method Code	AR-ICP	AR-ICP	AR-ICP	AR-ICP	AR-ICP	AR-ICP	AR-ICP	AR-ICP	AR-ICP	AR-ICP	AR-ICP	AR-ICP	AR-ICP	AR-ICP
116E-10650	0.019	0.043	0.09	< 2	1	36	0.03	< 1	< 2	< 10	11	< 10	6	2
116E-10662.5 (A)	0.019	0.030	0.05	< 2	< 1	15	0.05	< 1	< 2	< 10	18	< 10	1	3
116E-10662.5 (B)	0.019	0.042	0.09	< 2	1	30	0.04	< 1	< 2	< 10	13	< 10	5	3
116E-10675	0.019	0.055	0.13	< 2	< 1	35	0.02	< 1	< 2	< 10	11	< 10	4	2
116E-10687.5	0.018	0.079	0.16	< 2	< 1	48	0.02	< 1	< 2	< 10	12	< 10	8	1
116E-10700	0.019	0.052	0.11	< 2	1	36	0.04	< 1	< 2	< 10	15	< 10	5	3
116E-10712.5	0.018	0.059	0.13	< 2	1	42	0.02	< 1	< 2	< 10	11	< 10	9	2
116E-10725	0.020	0.094	0.13	< 2	< 1	24	< 0.01	1	< 2	< 10	5	< 10	< 1	< 1
116E-10737.5	0.020	0.170	0.26	< 2	< 1	38	< 0.01	< 1	< 2	< 10	5	< 10	2	< 1
116E-10750	0.023	0.063	0.11	< 2	< 1	20	0.04	< 1	< 2	< 10	20	< 10	3	2
116E-10762.5	0.020	0.050	0.10	< 2	1	33	0.04	< 1	< 2	< 10	15	< 10	5	3
116E-10775	0.019	0.047	0.12	< 2	1	37	0.04	< 1	< 2	< 10	13	< 10	5	3
116E-10787.5	0.020	0.053	0.11	< 2	1	38	0.04	< 1	< 2	< 10	16	< 10	6	3
116E-10800	0.021	0.065	0.12	< 2	< 1	28	0.02	2	< 2	< 10	8	< 10	1	1
116E-10812.5	0.022	0.049	0.05	< 2	< 1	24	0.03	< 1	< 2	< 10	16	< 10	2	1
116E-10825	0.022	0.035	0.05	< 2	< 1	23	0.04	3	< 2	< 10	16	< 10	2	2
116E-10837.5	0.023	0.091	0.12	< 2	< 1	23	0.02	< 1	< 2	< 10	12	< 10	1	< 1
116E-10850	0.017	0.054	0.12	< 2	< 1	29	< 0.01	2	< 2	< 10	6	< 10	< 1	1
116E-10875	0.020	0.039	0.08	< 2	< 1	18	0.04	< 1	< 2	< 10	15	< 10	1	2
116E-10887.5	0.023	0.030	0.03	< 2	1	21	0.07	3	< 2	< 10	24	< 10	2	2
116E-10900	0.021	0.085	0.09	< 2	< 1	31	0.03	1	< 2	< 10	17	< 10	1	< 1
116E-10912.5	0.021	0.036	0.06	< 2	< 1	24	0.05	< 1	< 2	< 10	16	< 10	2	3
116E-10925	0.019	0.090	0.10	< 2	< 1	19	< 0.01	< 1	< 2	< 10	27	< 10	3	< 1
116E-10937.5	0.023	0.055	0.08	< 2	< 1	30	0.03	< 1	< 2	< 10	15	< 10	2	2
116E-10950	0.023	0.047	0.07	< 2	< 1	28	0.04	< 1	< 2	< 10	18	< 10	2	2
114E-10500	0.017	0.075	0.12	< 2	< 1	25	< 0.01	2	< 2	< 10	4	< 10	< 1	< 1
114E-10512.5	0.018	0.059	0.10	< 2	< 1	19	< 0.01	< 1	< 2	< 10	7	< 10	1	1
114E-10525	0.018	0.088	0.13	< 2	< 1	28	< 0.01	< 1	< 2	< 10	4	< 10	< 1	< 1
114E-10537.5	0.016	0.060	0.11	< 2	< 1	15	< 0.01	< 1	< 2	< 10	3	< 10	< 1	< 1
114E-10550	0.019	0.030	0.05	< 2	< 1	15	0.06	< 1	< 2	< 10	30	< 10	1	4
114E-10562.5	0.021	0.037	0.07	< 2	< 1	17	0.03	< 1	< 2	< 10	16	< 10	1	1
114E-10575	0.017	0.067	0.11	< 2	< 1	22	< 0.01	2	< 2	< 10	4	< 10	< 1	< 1
114E-10587.5	0.017	0.063	0.10	< 2	< 1	30	< 0.01	1	< 2	< 10	4	< 10	< 1	< 1
114E-10600	0.019	0.050	0.09	< 2	< 1	25	0.01	2	< 2	< 10	10	< 10	< 1	1
114E-10612.5	0.021	0.031	0.04	< 2	< 1	16	0.03	< 1	< 2	< 10	23	< 10	2	1
114E-10625	0.022	0.037	0.08	< 2	< 1	32	< 0.01	< 1	< 2	< 10	6	< 10	< 1	1
114E-10637.5	0.019	0.049	0.10	< 2	< 1	23	< 0.01	3	< 2	< 10	6	< 10	< 1	1
114E-10675	0.023	0.027	0.09	< 2	< 1	15	0.06	< 1	< 2	< 10	22	< 10	2	4
114E-10687.5	0.024	0.023	0.06	< 2	1	15	0.07	< 1	< 2	< 10	22	< 10	3	5
114E-10700	0.021	0.031	0.10	< 2	< 1	19	0.04	< 1	< 2	< 10	14	< 10	2	3
114E-10712.5	0.024	0.038	0.14	< 2	< 1	21	0.03	< 1	< 2	< 10	19	< 10	3	3
114E-10725	0.023	0.049	0.24	< 2	< 1	30	0.02	1	< 2	< 10	13	< 10	3	3
114E-10737.5	0.022	0.040	0.16	< 2	< 1	30	0.03	< 1	< 2	< 10	17	< 10	3	3
114E-10750	0.021	0.037	0.08	< 2	< 1	25	0.02	3	< 2	< 10	10	< 10	1	< 1
114E-10762.5	0.019	0.049	0.09	< 2	< 1	29	< 0.01	4	< 2	< 10	7	< 10	2	< 1
114E-10775	0.034	0.042	0.09	< 2	< 1	17	0.03	2	< 2	< 10	12	< 10	2	2
114E-10787.5	0.024	0.029	0.03	< 2	< 1	21	0.06	< 1	< 2	< 10	26	< 10	2	2
114E-10800	0.022	0.042	0.05	< 2	< 1	19	0.05	2	< 2	< 10	24	< 10	2	1
114E-10812.5	0.023	0.072	0.07	< 2	< 1	55	0.02	2	< 2	< 10	17	< 10	2	< 1
114E-10825	0.023	0.111	0.12	< 2	< 1	64	< 0.01	4	< 2	< 10	13	< 10	2	< 1

Analyte Symbol	Na	P	S	Sb	Sc	Sr	Ti	Te	Tl	U	V	W	Y	Zr
Unit Symbol	%	%	%	ppm	ppm	ppm	%	ppm	ppm	ppm	ppm	ppm	ppm	ppm
Lower Limit	0.001	0.001	0.01	2	1	1	0.01	1	2	10	1	10	1	1
Method Code	AR-ICP	AR-ICP	AR-ICP	AR-ICP	AR-ICP	AR-ICP	AR-ICP	AR-ICP	AR-ICP	AR-ICP	AR-ICP	AR-ICP	AR-ICP	AR-ICP
114E-10837.5	0.021	0.069	0.06	< 2	< 1	45	0.02	< 1	< 2	< 10	14	< 10	1	< 1
114E-10850	0.022	0.076	0.10	< 2	< 1	41	< 0.01	3	< 2	< 10	8	< 10	< 1	1
114E-10862.5	0.019	0.111	0.12	< 2	< 1	35	0.01	3	< 2	< 10	9	< 10	< 1	1
114E-10875	0.020	0.075	0.09	< 2	< 1	36	0.02	2	< 2	< 10	13	< 10	1	< 1
114E-10887.5	0.021	0.042	0.06	< 2	< 1	33	0.03	2	< 2	< 10	16	< 10	2	< 1
114E-10900	0.020	0.047	0.07	< 2	< 1	29	0.03	< 1	< 2	< 10	14	< 10	1	< 1
114E-10912.5	0.018	0.057	0.11	< 2	< 1	27	< 0.01	3	< 2	< 10	4	< 10	< 1	< 1
114E-10925	0.017	0.051	0.11	< 2	< 1	26	< 0.01	2	< 2	< 10	3	< 10	< 1	< 1
114E-10937.5	0.020	0.050	0.11	< 2	< 1	23	< 0.01	1	< 2	< 10	4	< 10	< 1	< 1
114E-10950	0.019	0.057	0.10	< 2	< 1	27	< 0.01	< 1	< 2	< 10	5	< 10	< 1	< 1
112E-10500	0.020	0.056	0.06	< 2	< 1	21	< 0.01	< 1	< 2	< 10	9	< 10	2	< 1
112E-10512.5	0.020	0.059	0.07	< 2	< 1	22	< 0.01	< 1	< 2	< 10	9	< 10	2	< 1
112E-10525	0.022	0.075	0.09	< 2	< 1	20	< 0.01	1	< 2	< 10	9	< 10	2	< 1
112E-10537.5	0.023	0.061	0.15	< 2	< 1	19	0.02	2	< 2	< 10	10	< 10	3	1
112E-10550	0.021	0.057	0.18	< 2	1	25	0.03	< 1	< 2	< 10	14	< 10	6	2
112E-10562.5	0.022	0.066	0.21	< 2	1	35	0.04	2	< 2	< 10	17	< 10	9	2
112E-10575	0.020	0.058	0.15	< 2	< 1	16	0.03	< 1	< 2	< 10	10	< 10	5	2
112E-10587.5	0.021	0.059	0.15	< 2	< 1	19	0.03	< 1	< 2	< 10	14	< 10	5	2
112E-10600	0.022	0.059	0.20	< 2	< 1	23	0.03	< 1	< 2	< 10	15	< 10	4	2
112E-10612.5	0.022	0.044	0.13	< 2	1	21	0.04	< 1	< 2	< 10	14	< 10	4	2
112E-10625	0.020	0.067	0.19	< 2	< 1	31	0.03	2	< 2	< 10	13	< 10	7	2
112E-10637.5	0.017	0.050	0.28	< 2	1	23	< 0.01	2	< 2	< 10	14	< 10	2	1
112E-10650	0.020	0.052	0.23	< 2	1	18	0.02	< 1	< 2	< 10	14	< 10	3	2
112E-10662.5	0.016	0.061	0.14	< 2	1	15	< 0.01	3	< 2	< 10	9	< 10	2	1
112E-10675	0.020	0.031	0.15	< 2	< 1	28	0.02	< 1	< 2	< 10	15	< 10	2	2
112E-10687.5	0.016	0.051	0.21	< 2	< 1	32	< 0.01	< 1	< 2	< 10	9	< 10	2	1
112E-10700	0.018	0.056	0.22	< 2	< 1	34	< 0.01	< 1	< 2	< 10	9	< 10	2	2
112E-10712.5	0.024	0.070	0.09	2	3	30	0.03	2	< 2	< 10	29	< 10	15	3
112E-10725	0.023	0.064	0.08	< 2	3	27	0.03	2	< 2	< 10	27	< 10	14	2
112E-10737.5	0.024	0.068	0.08	2	3	27	0.03	3	< 2	< 10	27	< 10	14	2
112E-10750	0.023	0.066	0.08	2	3	27	0.03	4	< 2	< 10	27	< 10	14	2
112E-10762.5	0.024	0.066	0.08	< 2	3	28	0.03	5	< 2	< 10	28	< 10	15	2
112E-10775	0.025	0.067	0.08	< 2	3	29	0.03	2	< 2	< 10	28	< 10	15	2
112E-10787.5	0.023	0.065	0.08	< 2	3	27	0.03	2	< 2	< 10	28	< 10	14	2
112E-10800	0.024	0.070	0.08	< 2	3	29	0.03	1	< 2	< 10	28	< 10	15	2
112E-10812.5	0.020	0.042	0.11	< 2	1	29	0.03	< 1	< 2	< 10	12	< 10	3	2
112E-10825	0.022	0.043	0.11	< 2	1	32	0.03	< 1	< 2	< 10	13	< 10	3	2
112E-10837.5	0.021	0.044	0.11	< 2	1	31	0.03	< 1	< 2	< 10	11	< 10	3	2
112E-10850	0.022	0.045	0.11	< 2	1	30	0.03	< 1	< 2	< 10	12	< 10	3	2
112E-10862.5	0.020	0.055	0.10	< 2	< 1	32	0.01	2	< 2	< 10	10	< 10	< 1	2
112E-10875	0.019	0.045	0.08	< 2	< 1	33	0.01	1	< 2	< 10	10	< 10	1	1
112E-10887.5	0.019	0.046	0.08	< 2	< 1	34	0.01	2	< 2	< 10	10	< 10	1	1
112E-10900	0.018	0.042	0.07	< 2	< 1	31	0.01	< 1	< 2	< 10	10	< 10	< 1	1
112E-10912.5	0.018	0.047	0.09	< 2	< 1	34	0.01	2	< 2	< 10	8	< 10	< 1	2
112E-10925	0.020	0.037	0.06	< 2	< 1	37	0.01	1	< 2	< 10	8	< 10	1	< 1
112E-10937.5	0.019	0.030	0.04	< 2	< 1	34	0.01	< 1	< 2	< 10	6	< 10	1	< 1
112E-10950	0.022	0.033	0.04	< 2	< 1	32	0.01	2	< 2	< 10	8	< 10	1	< 1
110E-10750	0.020	0.051	0.08	< 2	< 1	22	0.01	4	< 2	< 10	8	< 10	1	1
110E-10762.5	0.023	0.054	0.08	< 2	< 1	40	0.01	1	< 2	< 10	9	< 10	1	< 1
110E-10775	0.023	0.057	0.10	< 2	< 1	30	0.02	4	< 2	< 10	12	< 10	1	< 1

Analyte Symbol	Na	P	S	Sb	Sc	Sr	Ti	Te	Tl	U	V	W	Y	Zr
Unit Symbol	%	%	%	ppm	ppm	ppm	%	ppm	ppm	ppm	ppm	ppm	ppm	ppm
Lower Limit	0.001	0.001	0.01	2	1	1	0.01	1	2	10	1	10	1	1
Method Code	AR-ICP	AR-ICP	AR-ICP	AR-ICP	AR-ICP	AR-ICP	AR-ICP	AR-ICP	AR-ICP	AR-ICP	AR-ICP	AR-ICP	AR-ICP	AR-ICP
110E-10787.5	0.021	0.057	0.06	< 2	< 1	22	0.02	< 1	< 2	< 10	11	< 10	1	< 1
110E-10800	0.021	0.083	0.12	< 2	< 1	27	0.02	3	< 2	< 10	10	< 10	1	< 1
110E-10812.5	0.020	0.066	0.07	< 2	< 1	26	0.02	2	< 2	< 10	11	< 10	1	< 1
110E-10825	0.020	0.059	0.06	< 2	< 1	22	0.03	< 1	< 2	< 10	12	< 10	1	1
110E-10837.5	0.020	0.075	0.07	< 2	< 1	29	0.02	2	< 2	< 10	10	< 10	1	< 1
110E-10850	0.021	0.067	0.07	< 2	< 1	29	0.02	4	< 2	< 10	9	< 10	1	< 1
110E-10862.5	0.023	0.074	0.08	< 2	< 1	24	0.02	3	< 2	< 10	13	< 10	2	< 1
110E-10875	0.021	0.079	0.07	< 2	< 1	31	0.02	3	< 2	< 10	11	< 10	1	< 1
110E-10887.5	0.019	0.056	0.06	< 2	< 1	25	0.02	3	< 2	< 10	9	< 10	1	< 1
110E-10900	0.022	0.095	0.11	< 2	< 1	29	0.02	1	< 2	< 10	12	< 10	1	< 1
110E-10912.5	0.022	0.065	0.07	< 2	< 1	26	0.02	2	< 2	< 10	11	< 10	1	< 1
110E-10925	0.022	0.096	0.12	< 2	< 1	28	0.02	5	< 2	< 10	11	< 10	1	< 1
110E-10937.5	0.021	0.067	0.07	< 2	< 1	25	0.02	2	< 2	< 10	11	< 10	1	< 1
110E-10950	0.023	0.054	0.06	< 2	< 1	28	0.02	3	< 2	< 10	8	< 10	1	< 1
108E-10500	0.021	0.065	0.11	< 2	< 1	27	< 0.01	< 1	< 2	< 10	6	< 10	1	1
108E-10512.5	0.018	0.064	0.10	< 2	< 1	15	< 0.01	2	< 2	< 10	8	< 10	< 1	2
108E-10525	0.019	0.065	0.09	< 2	< 1	18	< 0.01	2	< 2	< 10	6	< 10	1	< 1
108E-10537.5	0.025	0.071	0.46	< 2	< 1	57	< 0.01	3	< 2	< 10	7	< 10	3	< 1
108E-10550	0.018	0.060	0.42	< 2	< 1	58	< 0.01	< 1	< 2	< 10	6	< 10	2	< 1
108E-10562.5	0.018	0.041	0.06	< 2	< 1	20	< 0.01	3	< 2	< 10	6	< 10	1	< 1
108E-10575	0.019	0.044	0.06	< 2	< 1	21	< 0.01	2	< 2	< 10	7	< 10	1	< 1
108E-10587.5	0.016	0.052	0.08	< 2	< 1	15	< 0.01	< 1	< 2	< 10	7	< 10	1	1
108E-10600	0.016	0.057	0.10	< 2	< 1	13	< 0.01	2	< 2	< 10	6	< 10	< 1	< 1
108E-10612.5	0.020	0.036	0.07	< 2	< 1	15	0.03	2	< 2	< 10	16	< 10	1	1
108E-10625	0.017	0.042	0.07	< 2	< 1	15	< 0.01	2	< 2	< 10	9	< 10	< 1	1
108E-10637.5	0.018	0.041	0.07	< 2	< 1	15	0.02	1	< 2	< 10	15	< 10	1	2
108E-10650	0.018	0.037	0.06	< 2	< 1	15	0.04	< 1	< 2	< 10	21	< 10	1	2
108E-10662.5	0.020	0.078	0.11	< 2	< 1	29	< 0.01	2	< 2	< 10	9	< 10	2	1
108E-10675	0.022	0.072	0.11	< 2	< 1	27	0.01	3	< 2	< 10	9	< 10	2	1
108E-10687.5	0.020	0.066	0.14	< 2	< 1	23	0.01	2	< 2	< 10	14	< 10	3	2
108E-10700	0.020	0.061	0.14	< 2	< 1	24	0.01	3	< 2	< 10	11	< 10	2	2
108E-10712.5	0.018	0.058	0.10	< 2	< 1	22	< 0.01	2	< 2	< 10	5	< 10	1	< 1
108E-10725	0.018	0.056	0.10	< 2	< 1	23	< 0.01	2	< 2	< 10	4	< 10	< 1	< 1
108E-10737.5	0.019	0.064	0.11	< 2	< 1	27	< 0.01	2	< 2	< 10	5	< 10	1	< 1
108E-10750	0.016	0.066	0.12	< 2	< 1	27	< 0.01	3	< 2	< 10	5	< 10	1	< 1
108E-10762.5	0.017	0.074	0.13	< 2	< 1	26	< 0.01	4	< 2	< 10	6	< 10	1	1
108E-10775	0.016	0.071	0.12	< 2	< 1	26	< 0.01	2	< 2	< 10	5	< 10	1	< 1
108E-10787.5	0.019	0.055	0.08	< 2	< 1	28	0.03	< 1	< 2	< 10	13	< 10	1	1
108E-10800	0.019	0.037	0.08	< 2	< 1	38	0.02	3	< 2	< 10	10	< 10	1	< 1
108E-10812.5	0.019	0.096	0.14	< 2	< 1	83	0.01	< 1	< 2	< 10	10	< 10	2	< 1
108E-10825	0.019	0.058	0.09	< 2	< 1	46	0.02	< 1	< 2	< 10	9	< 10	1	< 1
108E-10837.5	0.017	0.071	0.09	< 2	< 1	39	0.01	4	< 2	< 10	8	< 10	2	1
108E-10850	0.018	0.062	0.08	< 2	< 1	37	0.02	2	< 2	< 10	9	< 10	2	2
108E-10862.5	0.019	0.064	0.10	< 2	< 1	22	0.02	2	< 2	< 10	10	< 10	1	1
108E-10875	0.018	0.069	0.11	< 2	< 1	24	< 0.01	1	< 2	< 10	5	< 10	< 1	< 1
108E-10887.5	0.017	0.059	0.08	< 2	< 1	17	0.02	< 1	< 2	< 10	12	< 10	2	< 1
108E-10900	0.017	0.048	0.07	< 2	< 1	16	0.03	< 1	< 2	< 10	14	< 10	2	< 1
108E-10912.5	0.018	0.041	0.04	< 2	1	12	0.09	3	< 2	< 10	37	< 10	3	1
108E-10925	0.017	0.048	0.05	< 2	1	12	0.07	3	< 2	< 10	38	< 10	2	< 1
108E-10937.5	0.016	0.060	0.14	< 2	< 1	24	< 0.01	4	< 2	< 10	4	< 10	1	< 1

Analyte Symbol	Na	P	S	Sb	Sc	Sr	Ti	Te	Tl	U	V	W	Y	Zr
Unit Symbol	%	%	%	ppm	ppm	ppm	%	ppm	ppm	ppm	ppm	ppm	ppm	ppm
Lower Limit	0.001	0.001	0.01	2	1	1	0.01	1	2	10	1	10	1	1
Method Code	AR-ICP	AR-ICP	AR-ICP	AR-ICP	AR-ICP	AR-ICP	AR-ICP	AR-ICP	AR-ICP	AR-ICP	AR-ICP	AR-ICP	AR-ICP	AR-ICP
108E-10950	0.016	0.062	0.14	< 2	< 1	21	< 0.01	< 1	< 2	< 10	5	< 10	1	1
118E-8675	0.020	0.070	0.17	< 2	< 1	59	< 0.01	1	< 2	< 10	6	< 10	29	< 1
118E-8700	0.022	0.064	0.17	< 2	< 1	58	< 0.01	2	< 2	< 10	5	< 10	29	< 1
118E-8725	0.019	0.056	0.13	< 2	< 1	43	< 0.01	2	< 2	< 10	3	< 10	3	< 1
118E-8750	0.015	0.056	0.13	< 2	< 1	19	< 0.01	< 1	< 2	< 10	5	< 10	< 1	1
118E-8775	0.017	0.023	0.06	< 2	< 1	30	< 0.01	1	< 2	< 10	2	< 10	< 1	< 1
118E-8800	0.019	0.020	0.01	< 2	2	15	0.10	3	< 2	< 10	28	< 10	3	5
118E-8825	0.018	0.014	0.01	< 2	1	14	0.09	3	< 2	< 10	24	< 10	2	4
118E-8850	0.019	0.077	0.09	< 2	< 1	34	0.02	2	< 2	< 10	10	< 10	1	< 1
118E-8875	0.021	0.052	0.05	< 2	< 1	28	0.06	< 1	< 2	< 10	20	< 10	2	1
118E-8900	0.020	0.035	0.04	< 2	< 1	27	0.03	3	< 2	< 10	8	< 10	1	< 1
118E-8925	0.020	0.032	0.04	< 2	< 1	30	0.04	4	< 2	< 10	11	< 10	2	2
118E-8950	0.021	0.049	0.08	< 2	< 1	27	0.03	2	< 2	< 10	11	< 10	1	2
118E-8975	0.022	0.037	0.04	< 2	< 1	38	0.02	3	< 2	< 10	8	< 10	2	< 1
118E-9000	0.017	0.041	0.07	< 2	< 1	24	0.02	2	< 2	< 10	9	< 10	1	1
118E-9025	0.019	0.040	0.08	< 2	< 1	16	0.05	< 1	< 2	< 10	21	< 10	1	3
118E-9050	0.017	0.049	0.13	< 2	< 1	27	< 0.01	< 1	< 2	< 10	4	< 10	< 1	< 1
118E-9075	0.018	0.039	0.07	< 2	< 1	16	0.04	< 1	< 2	< 10	19	< 10	1	3
118E-9100	0.018	0.043	0.07	< 2	< 1	16	0.04	< 1	< 2	< 10	19	< 10	1	3
118E-9125	0.019	0.056	0.13	< 2	< 1	29	< 0.01	< 1	< 2	< 10	4	< 10	< 1	< 1
118E-9150	0.017	0.055	0.09	< 2	< 1	23	< 0.01	1	< 2	< 10	8	< 10	1	1
118E-9175	0.018	0.080	0.10	< 2	< 1	20	0.02	1	< 2	< 10	8	< 10	< 1	1
118E-9200	0.022	0.093	0.09	< 2	< 1	25	0.02	1	< 2	< 10	11	< 10	1	< 1
118E-9225	0.017	0.075	0.07	< 2	< 1	18	< 0.01	2	< 2	< 10	29	< 10	3	< 1
114E-8675	0.022	0.067	0.11	< 2	< 1	26	0.02	2	< 2	< 10	12	< 10	5	1
114E-8700	0.022	0.071	0.17	< 2	< 1	20	< 0.01	< 1	< 2	< 10	7	< 10	2	1
114E-8725	0.020	0.072	0.17	< 2	< 1	20	< 0.01	1	< 2	< 10	6	< 10	2	1
114E-8750	0.021	0.091	0.35	< 2	< 1	35	0.03	3	< 2	< 10	24	< 10	22	2
114E-8775	0.018	0.123	0.43	< 2	< 1	52	< 0.01	3	< 2	< 10	7	< 10	11	2
114E-8800	0.022	0.072	0.12	< 2	< 1	39	0.02	1	< 2	< 10	12	< 10	6	1
114E-8825	0.020	0.086	0.15	< 2	< 1	31	< 0.01	2	< 2	< 10	9	< 10	3	2
114E-8850	0.022	0.119	0.15	< 2	< 1	47	0.01	1	< 2	< 10	17	< 10	20	< 1
114E-8875	0.020	0.108	0.15	< 2	< 1	43	0.02	2	< 2	< 10	22	< 10	14	< 1
114E-8900	0.023	0.065	0.08	< 2	< 1	40	0.02	< 1	< 2	< 10	10	< 10	3	1
114E-8925	0.018	0.086	0.14	< 2	< 1	32	< 0.01	2	< 2	< 10	5	< 10	< 1	< 1
114E-8950	0.020	0.093	0.13	< 2	< 1	35	< 0.01	< 1	< 2	< 10	7	< 10	< 1	1
114E-8975	0.020	0.093	0.13	< 2	< 1	34	0.01	4	< 2	< 10	6	< 10	< 1	1
114E-9000	0.017	0.073	0.14	< 2	< 1	30	< 0.01	1	< 2	< 10	4	< 10	< 1	< 1
114E-9025	0.019	0.074	0.15	< 2	< 1	30	< 0.01	2	< 2	< 10	5	< 10	< 1	< 1
114E-9050	0.017	0.073	0.13	< 2	< 1	28	< 0.01	2	< 2	< 10	5	< 10	< 1	1
114E-9075	0.018	0.063	0.12	< 2	< 1	24	< 0.01	< 1	< 2	< 10	6	< 10	< 1	1
114E-9100	0.019	0.066	0.12	< 2	< 1	22	< 0.01	< 1	< 2	< 10	6	< 10	< 1	1
114E-9125	0.019	0.065	0.13	< 2	< 1	25	< 0.01	2	< 2	< 10	7	< 10	1	2
114E-9150	0.019	0.069	0.13	< 2	< 1	24	< 0.01	2	< 2	< 10	5	< 10	< 1	< 1
114E-9175	0.019	0.057	0.13	< 2	< 1	29	< 0.01	2	< 2	< 10	4	< 10	< 1	< 1
114E-9200	0.022	0.070	0.14	< 2	< 1	25	< 0.01	2	< 2	< 10	6	< 10	< 1	1
110E-8700	0.019	0.070	0.15	< 2	< 1	31	< 0.01	1	< 2	< 10	4	< 10	3	< 1
110E-8725	0.022	0.070	0.15	< 2	< 1	33	< 0.01	3	< 2	< 10	6	< 10	4	1
110E-8750	0.020	0.073	0.15	< 2	< 1	34	< 0.01	4	< 2	< 10	7	< 10	5	2
110E-8775	0.025	0.115	0.38	< 2	1	49	0.02	2	< 2	< 10	28	< 10	53	2

Analyte Symbol	Na	P	S	Sb	Sc	Sr	Ti	Te	Tl	U	V	W	Y	Zr
Unit Symbol	%	%	%	ppm	ppm	ppm	%	ppm	ppm	ppm	ppm	ppm	ppm	ppm
Lower Limit	0.001	0.001	0.01	2	1	1	0.01	1	2	10	1	10	1	1
Method Code	AR-ICP	AR-ICP	AR-ICP	AR-ICP	AR-ICP	AR-ICP	AR-ICP	AR-ICP	AR-ICP	AR-ICP	AR-ICP	AR-ICP	AR-ICP	AR-ICP
110E-8800	0.022	0.124	0.46	< 2	< 1	62	< 0.01	2	< 2	< 10	11	< 10	30	2
110E-8825	0.022	0.095	0.17	< 2	< 1	34	< 0.01	< 1	< 2	< 10	10	< 10	4	1
110E-8850	0.025	0.086	0.15	< 2	1	49	0.02	5	< 2	< 10	14	< 10	9	2
110E-8875	0.020	0.062	0.15	< 2	< 1	34	< 0.01	< 1	< 2	< 10	6	< 10	2	< 1
110E-8900	0.019	0.059	0.15	< 2	< 1	32	< 0.01	< 1	< 2	< 10	6	< 10	2	< 1
110E-8925	0.023	0.068	0.09	< 2	< 1	33	0.02	< 1	< 2	< 10	10	< 10	2	< 1
110E-8950	0.023	0.071	0.12	< 2	< 1	27	0.02	2	< 2	< 10	9	< 10	2	< 1
110E-8975	0.020	0.078	0.15	< 2	< 1	36	0.02	4	< 2	< 10	8	< 10	< 1	2
110E-9000	0.021	0.075	0.15	< 2	< 1	37	< 0.01	2	< 2	< 10	7	< 10	< 1	1
110E-9025	0.020	0.083	0.16	< 2	< 1	30	< 0.01	4	< 2	< 10	8	< 10	1	1
110E-9050	0.023	0.058	0.10	< 2	< 1	27	< 0.01	2	< 2	< 10	7	< 10	1	1
110E-9075	0.022	0.058	0.12	< 2	< 1	28	< 0.01	2	< 2	< 10	8	< 10	2	2
110E-9100	0.020	0.056	0.10	< 2	< 1	21	< 0.01	< 1	< 2	< 10	7	< 10	< 1	1
106E-8800	0.022	0.054	0.09	< 2	< 1	32	0.01	1	< 2	< 10	7	< 10	1	1
106E-8825	0.024	0.049	0.07	< 2	< 1	39	0.02	< 1	< 2	< 10	9	< 10	2	1
106E-8850	0.022	0.053	0.07	< 2	< 1	36	0.02	3	< 2	< 10	9	< 10	2	< 1
106E-8875	0.021	0.062	0.09	< 2	< 1	37	0.01	3	< 2	< 10	6	< 10	1	< 1
106E-8900	0.022	0.038	0.06	< 2	< 1	23	0.03	3	< 2	< 10	14	< 10	2	2
106E-8925	0.022	0.037	0.07	< 2	< 1	20	0.02	< 1	< 2	< 10	9	< 10	1	2
106E-8950	0.020	0.066	0.12	< 2	< 1	25	< 0.01	< 1	< 2	< 10	7	< 10	1	2
106E-8975	0.021	0.042	0.09	< 2	< 1	24	0.02	< 1	< 2	< 10	11	< 10	1	2
106E-9000	0.022	0.047	0.10	< 2	< 1	36	< 0.01	< 1	< 2	< 10	5	< 10	1	1
106E-9025	0.022	0.058	0.12	< 2	< 1	36	< 0.01	< 1	< 2	< 10	6	< 10	1	1
106E-9050	0.033	0.068	0.17	2	2	32	0.01	2	< 2	< 10	16	< 10	4	4
106E-9075	0.019	0.072	0.12	< 2	< 1	23	< 0.01	3	< 2	< 10	3	< 10	< 1	< 1
106E-9100	0.024	0.086	0.09	< 2	< 1	23	0.02	2	< 2	< 10	11	< 10	1	< 1

QC

Analyte Symbol	Ag	Cd	Cu	Mn	Mo	Ni	Pb	Zn	Al	As	B	Ba	Be	Bi	Ca	Co	Cr	Fe	Ga	Hg	K	La	Mg
Unit Symbol	ppm	ppm	ppm	ppm	ppm	ppm	ppm	ppm	%	ppm	ppm	ppm	ppm	ppm	%	ppm	ppm	%	ppm	ppm	%	ppm	%
Lower Limit	0.2	0.5	1	5	1	1	2	2	0.01	2	10	10	0.5	2	0.01	1	1	0.01	10	1	0.01	10	0.01
Method Code	AR-ICP	AR-ICP	AR-ICP	AR-ICP	AR-ICP	AR-ICP	AR-ICP	AR-ICP	AR-ICP	AR-ICP	AR-ICP	AR-ICP	AR-ICP	AR-ICP	AR-ICP	AR-ICP	AR-ICP	AR-ICP	AR-ICP	AR-ICP	AR-ICP	AR-ICP	AR-ICP
GXR-1 Meas	27.0	2.1	1050	801	14	36	550	622	0.73	353	13	296	0.8	1310	0.81	5	8	20.7	< 10	2	0.05	< 10	0.18
GXR-1 Cert	31.0	3.30	1110	852	18.0	41.0	730	760	3.52	427	15.0	750	1.22	1380	0.960	8.20	12.0	23.6	13.8	3.90	0.050	7.50	0.217
GXR-1 Meas	27.1	2.1	1050	747	14	35	544	614	0.67	357	13	240	0.8	1310	0.81	5	6	20.6	< 10	3	0.04	< 10	0.17
GXR-1 Cert	31.0	3.30	1110	852	18.0	41.0	730	760	3.52	427	15.0	750	1.22	1380	0.960	8.20	12.0	23.6	13.8	3.90	0.050	7.50	0.217
GXR-1 Meas	26.5	2.1	1030	729	14	31	539	609	0.68	350	13	220	0.8	1300	0.80	5	5	20.3	< 10	3	0.04	< 10	0.17
GXR-1 Cert	31.0	3.30	1110	852	18.0	41.0	730	760	3.52	427	15.0	750	1.22	1380	0.960	8.20	12.0	23.6	13.8	3.90	0.050	7.50	0.217
GXR-1 Meas	26.8	2.4	1030	729	14	35	550	619	0.64	356	13	226	0.8	1310	0.81	5	6	20.3	< 10	3	0.04	< 10	0.16
GXR-1 Cert	31.0	3.30	1110	852	18.0	41.0	730	760	3.52	427	15.0	750	1.22	1380	0.960	8.20	12.0	23.6	13.8	3.90	0.050	7.50	0.217
GXR-4 Meas	5.3	< 0.5	6200	183	304	40	77	106	2.58	120	< 10	37	1.3	97	0.88	12	50	4.47	10	< 1	1.59	44	1.52
GXR-4 Cert	4.0	0.860	6520	155	310	42.0	52.0	73.0	7.20	98.0	4.50	1640	1.90	19.0	1.01	14.6	64.0	3.09	20.0	0.110	4.01	64.5	1.66
GXR-4 Meas	4.3	< 0.5	7040	156	351	45	50	81	2.89	118	< 10	27	1.4	32	0.95	14	58	3.62	10	< 1	1.81	51	1.75
GXR-4 Cert	4.0	0.860	6520	155	310	42.0	52.0	73.0	7.20	98.0	4.50	1640	1.90	19.0	1.01	14.6	64.0	3.09	20.0	0.110	4.01	64.5	1.66
GXR-4 Meas	3.8	< 0.5	6600	139	335	42	40	71	2.71	106	< 10	18	1.3	15	0.91	13	54	3.01	10	< 1	1.68	46	1.64
GXR-4 Cert	4.0	0.860	6520	155	310	42.0	52.0	73.0	7.20	98.0	4.50	1640	1.90	19.0	1.01	14.6	64.0	3.09	20.0	0.110	4.01	64.5	1.66
GXR-4 Meas	3.6	< 0.5	6470	132	328	41	39	70	2.67	103	< 10	20	1.3	16	0.88	13	53	2.97	10	< 1	1.66	46	1.61
GXR-4 Cert	4.0	0.860	6520	155	310	42.0	52.0	73.0	7.20	98.0	4.50	1640	1.90	19.0	1.01	14.6	64.0	3.09	20.0	0.110	4.01	64.5	1.66
GXR-4 Meas	3.6	< 0.5	6730	135	336	41	41	73	2.74	108	< 10	23	1.4	16	0.92	13	56	3.02	10	< 1	1.69	47	1.65
GXR-4 Cert	4.0	0.860	6520	155	310	42.0	52.0	73.0	7.20	98.0	4.50	1640	1.90	19.0	1.01	14.6	64.0	3.09	20.0	0.110	4.01	64.5	1.66
GXR-6 Meas	0.3	< 0.5	65	1180	1	25	87	120	6.43	218	< 10	946	0.8	< 2	0.18	12	72	5.15	20	< 1	1.08	10	0.38
GXR-6 Cert	1.30	1.00	66.0	1010	2.40	27.0	101	118	17.7	330	9.80	1300	1.40	0.290	0.180	13.8	96.0	5.58	35.0	0.0680	1.87	13.9	0.609
GXR-6 Meas	0.4	< 0.5	75	1050	1	29	96	126	7.24	251	< 10	1070	0.9	< 2	0.17	13	80	5.75	20	< 1	1.22	11	0.43
GXR-6 Cert	1.30	1.00	66.0	1010	2.40	27.0	101	118	17.7	330	9.80	1300	1.40	0.290	0.180	13.8	96.0	5.58	35.0	0.0680	1.87	13.9	0.609
GXR-6 Meas	0.4	< 0.5	71	1040	1	25	91	124	7.16	242	< 10	1060	0.9	< 2	0.15	13	79	5.67	20	< 1	1.20	10	0.42
GXR-6 Cert	1.30	1.00	66.0	1010	2.40	27.0	101	118	17.7	330	9.80	1300	1.40	0.290	0.180	13.8	96.0	5.58	35.0	0.0680	1.87	13.9	0.609
GXR-6 Meas	0.3	< 0.5	68	999	1	26	89	122	6.92	231	< 10	1040	0.9	< 2	0.15	13	77	5.57	20	1	1.15	10	0.41
GXR-6 Cert	1.30	1.00	66.0	1010	2.40	27.0	101	118	17.7	330	9.80	1300	1.40	0.290	0.180	13.8	96.0	5.58	35.0	0.0680	1.87	13.9	0.609
GXR-6 Meas	0.3	< 0.5	68	991	< 1	26	88	119	6.78	227	< 10	1040	0.9	< 2	0.15	13	76	5.43	20	2	1.14	10	0.40
GXR-6 Cert	1.30	1.00	66.0	1010	2.40	27.0	101	118	17.7	330	9.80	1300	1.40	0.290	0.180	13.8	96.0	5.58	35.0	0.0680	1.87	13.9	0.609
SAR-M (U.S.G.S.) Meas	3.4	5.1	341	4280	13	45	959	971	1.71	54		309	1.1	< 2	0.32	11	87	3.23	< 10		0.38	49	0.38
SAR-M (U.S.G.S.) Cert	3.64	5.27	331.0000	5220	13.1	41.5	982	930.0	6.30	38.8		801	2.20	1.94	0.61	10.70	79.7	2.99	17		2.94	57.4	0.50
SAR-M (U.S.G.S.) Meas	5.1	5.4	367	4540	13	46	1030	1030	1.36	43		265	1.1	< 2	0.33	11	91	3.09	< 10		0.33	49	0.39
SAR-M (U.S.G.S.) Cert	3.64	5.27	331.0000	5220	13.1	41.5	982	930.0	6.30	38.8		801	2.20	1.94	0.61	10.70	79.7	2.99	17		2.94	57.4	0.50
SAR-M (U.S.G.S.) Meas	3.7	5.3	356	4450	13	45	1020	1010	1.19	38		238	1.1	< 2	0.33	10	86	2.91	< 10		0.31	49	0.37
SAR-M (U.S.G.S.) Cert	3.64	5.27	331.0000	5220	13.1	41.5	982	930.0	6.30	38.8		801	2.20	1.94	0.61	10.70	79.7	2.99	17		2.94	57.4	0.50
SAR-M (U.S.G.S.) Meas	3.4	5.3	345	4410	13	45	1010	987	1.19	38		228	1.1	< 2	0.33	11	88	2.91	< 10		0.31	48	0.37
SAR-M (U.S.G.S.) Cert	3.64	5.27	331.0000	5220	13.1	41.5	982	930.0	6.30	38.8		801	2.20	1.94	0.61	10.70	79.7	2.99	17		2.94	57.4	0.50
SAR-M (U.S.G.S.) Meas	3.4	5.3	346	4440	13	47	1020	1010	1.18	38		240	1.0	< 2	0.33	11	88	2.88	< 10		0.31	50	0.37
SAR-M (U.S.G.S.) Cert	3.64	5.27	331.0000	5220	13.1	41.5	982	930.0	6.30	38.8		801	2.20	1.94	0.61	10.70	79.7	2.99	17		2.94	57.4	0.50
118E-10687.5 Orig	< 0.2	0.6	17	37	< 1	23	77	25	0.31	3	< 10	107	< 0.5	< 2	0.26	2	8	0.43	< 10	< 1	0.04	< 10	0.04
118E-10687.5 Dup	< 0.2	0.6	14	38	< 1	15	74	23	0.32	3	< 10	102	< 0.5	< 2	0.25	1	8	0.43	< 10	< 1	0.04	< 10	0.04
118E-10862.5 Orig	< 0.2	< 0.5	43	1680	1	20	9	25	2.08	3	< 10	109	0.8	< 2	1.39	8	43	1.53	< 10	< 1	0.05	50	0.22

Analyte Symbol	Ag	Cd	Cu	Mn	Mo	Ni	Pb	Zn	Al	As	B	Ba	Be	Bi	Ca	Co	Cr	Fe	Ga	Hg	K	La	Mg
Unit Symbol	ppm	ppm	ppm	ppm	ppm	ppm	ppm	ppm	%	ppm	ppm	ppm	ppm	ppm	%	ppm	ppm	%	ppm	ppm	%	ppm	%
Lower Limit	0.2	0.5	1	5	1	1	2	2	0.01	2	10	10	0.5	2	0.01	1	1	0.01	10	1	0.01	10	0.01
Method Code	AR-ICP	AR-ICP	AR-ICP	AR-ICP	AR-ICP	AR-ICP	AR-ICP	AR-ICP	AR-ICP	AR-ICP	AR-ICP	AR-ICP	AR-ICP	AR-ICP	AR-ICP	AR-ICP	AR-ICP	AR-ICP	AR-ICP	AR-ICP	AR-ICP	AR-ICP	AR-ICP
118E-10862.5 Dup	< 0.2	< 0.5	45	1830	1	23	9	28	2.21	3	< 10	115	0.9	< 2	1.47	8	46	1.63	< 10	< 1	0.06	53	0.23
116E-10587.5 Orig	0.4	< 0.5	13	42	< 1	14	41	14	0.46	3	< 10	144	< 0.5	< 2	0.65	2	11	0.48	< 10	< 1	0.06	15	0.08
116E-10587.5 Dup	0.3	< 0.5	12	42	< 1	15	40	14	0.44	< 2	< 10	140	< 0.5	< 2	0.64	2	11	0.46	< 10	< 1	0.06	14	0.07
116E-10762.5 Orig	< 0.2	0.6	19	175	< 1	12	20	22	0.59	2	< 10	80	< 0.5	< 2	1.32	3	12	0.63	< 10	< 1	0.05	18	0.12
116E-10762.5 Dup	< 0.2	0.6	19	177	5	35	21	22	0.59	3	< 10	81	< 0.5	< 2	1.32	3	44	0.64	< 10	< 1	0.05	19	0.12
114E-10512.5 Orig	< 0.2	0.7	19	94	< 1	17	58	33	0.28	< 2	< 10	75	< 0.5	< 2	0.29	1	7	0.30	< 10	< 1	0.08	< 10	0.06
114E-10512.5 Dup	< 0.2	0.7	19	91	< 1	17	57	32	0.26	< 2	< 10	73	< 0.5	< 2	0.28	1	7	0.28	< 10	< 1	0.07	< 10	0.05
114E-10712.5 Orig	< 0.2	1.0	16	32	< 1	14	59	16	0.44	< 2	< 10	51	< 0.5	< 2	0.33	4	8	1.28	< 10	< 1	0.04	< 10	0.05
114E-10712.5 Dup	< 0.2	1.1	18	36	< 1	15	64	18	0.48	3	< 10	56	< 0.5	< 2	0.36	4	9	1.39	< 10	< 1	0.04	< 10	0.06
114E-10900 Orig	< 0.2	0.8	14	211	< 1	17	70	34	0.33	< 2	< 10	174	< 0.5	< 2	0.43	3	11	0.48	< 10	< 1	0.07	< 10	0.07
114E-10900 Dup	< 0.2	0.9	14	199	< 1	16	66	32	0.31	< 2	< 10	169	< 0.5	< 2	0.40	3	10	0.46	< 10	< 1	0.06	< 10	0.06
112E-10625 Orig	< 0.2	< 0.5	18	29	< 1	15	22	9	0.72	< 2	< 10	33	< 0.5	< 2	0.34	4	12	0.87	< 10	< 1	0.03	23	0.07
112E-10625 Dup	< 0.2	< 0.5	18	32	< 1	15	22	11	0.74	< 2	< 10	34	< 0.5	< 2	0.35	4	12	0.88	< 10	< 1	0.03	24	0.08
112E-10812.5 Orig	< 0.2	< 0.5	23	40	< 1	8	15	12	0.66	< 2	< 10	59	< 0.5	< 2	0.65	2	9	0.48	< 10	< 1	0.04	< 10	0.07
112E-10812.5 Dup	< 0.2	< 0.5	23	44	< 1	9	16	13	0.68	< 2	< 10	63	< 0.5	< 2	0.66	2	10	0.49	< 10	< 1	0.04	< 10	0.08
110E-10787.5 Orig	< 0.2	< 0.5	6	3230	< 1	10	68	24	0.34	< 2	< 10	165	< 0.5	< 2	0.29	2	7	0.32	< 10	< 1	0.07	< 10	0.07
110E-10787.5 Dup	< 0.2	< 0.5	7	3150	< 1	11	67	24	0.36	< 2	< 10	174	< 0.5	< 2	0.29	2	8	0.33	< 10	< 1	0.07	< 10	0.07
108E-10512.5 Orig	< 0.2	< 0.5	16	39	< 1	22	76	28	0.29	< 2	< 10	84	< 0.5	< 2	0.16	1	6	0.35	< 10	< 1	0.07	< 10	0.04
108E-10512.5 Dup	< 0.2	< 0.5	17	42	< 1	24	80	29	0.32	< 2	< 10	89	< 0.5	< 2	0.17	1	6	0.38	< 10	< 1	0.07	< 10	0.04
108E-10700 Orig	< 0.2	0.6	16	159	1	13	59	28	0.37	< 2	< 10	28	< 0.5	< 2	1.65	3	8	0.45	< 10	< 1	0.06	< 10	0.15
108E-10700 Dup	< 0.2	0.7	17	160	< 1	13	59	28	0.37	2	< 10	28	< 0.5	< 2	1.65	3	8	0.46	< 10	< 1	0.06	< 10	0.15
108E-10887.5 Orig	< 0.2	0.7	22	37	< 1	16	83	46	0.46	3	< 10	59	< 0.5	< 2	0.25	1	10	0.50	< 10	< 1	0.06	< 10	0.05
108E-10887.5 Dup	< 0.2	0.8	22	38	< 1	16	85	47	0.46	3	< 10	58	< 0.5	< 2	0.26	1	10	0.51	< 10	< 1	0.06	< 10	0.05
118E-8900 Orig	< 0.2	0.7	11	145	< 1	10	41	27	0.23	6	< 10	184	< 0.5	< 2	0.38	2	7	0.25	< 10	< 1	0.04	< 10	0.05
118E-8900 Dup	< 0.2	0.7	11	149	< 1	9	41	28	0.26	6	< 10	183	< 0.5	< 2	0.39	2	7	0.28	< 10	< 1	0.05	< 10	0.06
114E-8700 Orig	< 0.2	0.6	15	52	< 1	10	50	17	0.27	< 2	< 10	34	< 0.5	< 2	0.74	1	6	0.28	< 10	< 1	0.10	< 10	0.09
114E-8700 Dup	< 0.2	0.6	14	48	< 1	9	47	16	0.26	< 2	< 10	32	< 0.5	< 2	0.71	1	6	0.26	< 10	< 1	0.10	< 10	0.08
114E-9100 Orig	< 0.2	0.5	14	80	< 1	22	76	42	0.24	< 2	< 10	99	< 0.5	< 2	0.28	2	5	0.30	< 10	< 1	0.06	< 10	0.04
114E-9100 Dup	< 0.2	0.6	15	84	< 1	24	79	46	0.25	3	< 10	103	< 0.5	< 2	0.29	2	5	0.31	< 10	< 1	0.06	< 10	0.04
110E-8925 Orig	< 0.2	0.8	15	882	1	14	48	58	0.31	< 2	< 10	240	< 0.5	< 2	0.48	1	10	0.37	< 10	< 1	0.09	< 10	0.06
110E-8925 Dup	< 0.2	0.8	14	916	1	15	47	59	0.31	< 2	< 10	220	< 0.5	< 2	0.48	1	10	0.38	< 10	< 1	0.09	< 10	0.06
106E-8975 Orig	< 0.2	0.6	10	61	1	13	52	16	0.34	< 2	< 10	84	< 0.5	< 2	0.17	1	8	0.41	< 10	< 1	0.06	< 10	0.04
106E-8975 Dup	< 0.2	0.6	10	63	1	13	53	17	0.36	< 2	< 10	88	< 0.5	< 2	0.17	1	9	0.43	< 10	< 1	0.06	< 10	0.05
Method Blank	< 0.2	< 0.5	1	< 5	< 1	< 1	< 2	4	< 0.01	< 2	< 10	< 10	< 0.5	< 2	< 0.01	< 1	< 1	< 0.01	< 10	< 1	< 0.01	< 10	< 0.01
Method Blank	< 0.2	< 0.5	< 1	< 5	< 1	2	< 2	< 2	< 0.01	< 2	< 10	< 10	< 0.5	< 2	< 0.01	< 1	< 1	< 0.01	< 10	< 1	< 0.01	< 10	< 0.01
Method Blank	< 0.2	< 0.5	< 1	< 5	< 1	< 1	< 2	< 2	< 0.01	< 2	< 10	< 10	< 0.5	< 2	< 0.01	< 1	< 1	< 0.01	< 10	< 1	< 0.01	< 10	< 0.01
Method Blank	< 0.2	< 0.5	< 1	< 5	< 1	< 1	< 2	< 2	< 0.01	< 2	< 10	< 10	< 0.5	< 2	< 0.01	< 1	< 1	< 0.01	< 10	< 1	< 0.01	< 10	< 0.01
Method Blank	< 0.2	< 0.5	< 1	< 5	< 1	2	< 2	< 2	< 0.01	< 2	< 10	< 10	< 0.5	< 2	< 0.01	< 1	< 1	< 0.01	< 10	< 1	< 0.01	< 10	< 0.01

QC

Analyte Symbol	Na	P	S	Sb	Sc	Sr	Ti	Te	Tl	U	V	W	Y	Zr
Unit Symbol	%	%	%	ppm	ppm	ppm	%	ppm	ppm	ppm	ppm	ppm	ppm	ppm
Lower Limit	0.001	0.001	0.01	2	1	1	0.01	1	2	10	1	10	1	1
Method Code	AR-ICP	AR-ICP	AR-ICP	AR-ICP	AR-ICP	AR-ICP	AR-ICP	AR-ICP	AR-ICP	AR-ICP	AR-ICP	AR-ICP	AR-ICP	AR-ICP
GXR-1 Meas	0.079	0.038	0.17	67	1	192	< 0.01	12	< 2	26	75	136	23	29
GXR-1 Cert	0.0520	0.0650	0.257	122	1.58	275	0.036	13.0	0.390	34.9	80.0	164	32.0	38.0
GXR-1 Meas	0.077	0.038	0.17	69	1	188	< 0.01	9	< 2	26	74	137	22	28
GXR-1 Cert	0.0520	0.0650	0.257	122	1.58	275	0.036	13.0	0.390	34.9	80.0	164	32.0	38.0
GXR-1 Meas	0.075	0.036	0.17	67	1	188	< 0.01	8	< 2	26	74	132	22	28
GXR-1 Cert	0.0520	0.0650	0.257	122	1.58	275	0.036	13.0	0.390	34.9	80.0	164	32.0	38.0

Analyte Symbol	Na	P	S	Sb	Sc	Sr	Ti	Te	Tl	U	V	W	Y	Zr
Unit Symbol	%	%	%	ppm	ppm	ppm	%	ppm	ppm	ppm	ppm	ppm	ppm	ppm
Lower Limit	0.001	0.001	0.01	2	1	1	0.01	1	2	10	1	10	1	1
Method Code	AR-ICP	AR-ICP	AR-ICP	AR-ICP	AR-ICP	AR-ICP	AR-ICP	AR-ICP	AR-ICP	AR-ICP	AR-ICP	AR-ICP	AR-ICP	AR-ICP
GXR-1 Meas	0.071	0.037	0.17	65	1	189	< 0.01	11	< 2	26	75	140	22	27
GXR-1 Cert	0.0520	0.0650	0.257	122	1.58	275	0.036	13.0	0.390	34.9	80.0	164	32.0	38.0
GXR-4 Meas	0.133	0.114	1.65	9	6	84	0.12	5	< 2	< 10	79	21	12	13
GXR-4 Cert	0.564	0.120	1.77	4.80	7.70	221	0.29	0.970	3.20	6.20	87.0	30.8	14.0	186
GXR-4 Meas	0.145	0.131	1.85	5	7	83	0.14	4	2	< 10	86	15	13	14
GXR-4 Cert	0.564	0.120	1.77	4.80	7.70	221	0.29	0.970	3.20	6.20	87.0	30.8	14.0	186
GXR-4 Meas	0.137	0.125	1.74	4	7	74	0.13	4	< 2	< 10	79	11	12	12
GXR-4 Cert	0.564	0.120	1.77	4.80	7.70	221	0.29	0.970	3.20	6.20	87.0	30.8	14.0	186
GXR-4 Meas	0.133	0.121	1.71	3	6	74	0.13	4	< 2	< 10	78	11	11	13
GXR-4 Cert	0.564	0.120	1.77	4.80	7.70	221	0.29	0.970	3.20	6.20	87.0	30.8	14.0	186
GXR-4 Meas	0.135	0.123	1.77	3	7	76	0.14	1	< 2	< 10	81	12	12	12
GXR-4 Cert	0.564	0.120	1.77	4.80	7.70	221	0.29	0.970	3.20	6.20	87.0	30.8	14.0	186
GXR-6 Meas	0.079	0.038	0.02	3	20	33		< 1	< 2	< 10	157	< 10	6	12
GXR-6 Cert	0.104	0.0350	0.0160	3.60	27.6	35.0		0.0180	2.20	1.54	186	1.90	14.0	110
GXR-6 Meas	0.088	0.036	0.02	4	23	36		< 1	< 2	< 10	176	< 10	6	14
GXR-6 Cert	0.104	0.0350	0.0160	3.60	27.6	35.0		0.0180	2.20	1.54	186	1.90	14.0	110
GXR-6 Meas	0.085	0.033	0.01	5	22	34		2	< 2	< 10	173	< 10	6	12
GXR-6 Cert	0.104	0.0350	0.0160	3.60	27.6	35.0		0.0180	2.20	1.54	186	1.90	14.0	110
GXR-6 Meas	0.082	0.032	0.01	4	21	32		1	< 2	< 10	167	< 10	6	11
GXR-6 Cert	0.104	0.0350	0.0160	3.60	27.6	35.0		0.0180	2.20	1.54	186	1.90	14.0	110
GXR-6 Meas	0.081	0.031	0.01	4	21	33		< 1	< 2	< 10	166	< 10	6	10
GXR-6 Cert	0.104	0.0350	0.0160	3.60	27.6	35.0		0.0180	2.20	1.54	186	1.90	14.0	110
SAR-M (U.S.G.S.) Meas	0.042	0.067		4	5	34	0.06	5	< 2	< 10	48	< 10	21	
SAR-M (U.S.G.S.) Cert	1.140	0.07		6.0	7.83	151	0.38	0.96	2.7	3.57	67.2	9.78	28.00	
SAR-M (U.S.G.S.) Meas	0.040	0.070		4	4	34	0.06	2	< 2	< 10	40	< 10	22	
SAR-M (U.S.G.S.) Cert	1.140	0.07		6.0	7.83	151	0.38	0.96	2.7	3.57	67.2	9.78	28.00	
SAR-M (U.S.G.S.) Meas	0.041	0.069		5	4	33	0.06	5	< 2	< 10	37	< 10	21	
SAR-M (U.S.G.S.) Cert	1.140	0.07		6.0	7.83	151	0.38	0.96	2.7	3.57	67.2	9.78	28.00	
SAR-M (U.S.G.S.) Meas	0.038	0.065		4	4	33	0.06	6	< 2	< 10	37	< 10	21	
SAR-M (U.S.G.S.) Cert	1.140	0.07		6.0	7.83	151	0.38	0.96	2.7	3.57	67.2	9.78	28.00	
SAR-M (U.S.G.S.) Meas	0.038	0.066		3	3	33	0.05	4	< 2	< 10	37	< 10	22	
SAR-M (U.S.G.S.) Cert	1.140	0.07		6.0	7.83	151	0.38	0.96	2.7	3.57	67.2	9.78	28.00	
118E-10687.5 Orig	0.020	0.039	0.07	< 2	< 1	26	0.03	< 1	< 2	< 10	13	< 10	1	2
118E-10687.5 Dup	0.022	0.037	0.07	< 2	< 1	26	0.03	< 1	< 2	< 10	14	< 10	1	2
118E-10862.5 Orig	0.023	0.055	0.06	< 2	3	28	0.05	3	< 2	< 10	31	< 10	14	1
118E-10862.5 Dup	0.024	0.058	0.07	< 2	3	30	0.05	3	< 2	< 10	34	< 10	14	2
116E-10587.5 Orig	0.021	0.060	0.12	< 2	< 1	49	0.03	< 1	< 2	< 10	10	< 10	4	2
116E-10587.5 Dup	0.020	0.059	0.11	< 2	< 1	47	0.02	< 1	< 2	< 10	10	< 10	3	1
116E-10762.5 Orig	0.019	0.049	0.10	< 2	1	33	0.04	< 1	< 2	< 10	15	< 10	5	3
116E-10762.5 Dup	0.020	0.050	0.10	< 2	1	33	0.04	< 1	< 2	< 10	15	< 10	5	3
114E-10512.5 Orig	0.018	0.059	0.10	< 2	< 1	19	< 0.01	< 1	< 2	< 10	7	< 10	1	1

Analyte Symbol	Na	P	S	Sb	Sc	Sr	Ti	Te	Tl	U	V	W	Y	Zr
Unit Symbol	%	%	%	ppm	ppm	ppm	%	ppm	ppm	ppm	ppm	ppm	ppm	ppm
Lower Limit	0.001	0.001	0.01	2	1	1	0.01	1	2	10	1	10	1	1
Method Code	AR-ICP	AR-ICP	AR-ICP	AR-ICP	AR-ICP	AR-ICP	AR-ICP	AR-ICP	AR-ICP	AR-ICP	AR-ICP	AR-ICP	AR-ICP	AR-ICP
114E-10512.5 Dup	0.019	0.058	0.10	< 2	< 1	18	< 0.01	2	< 2	< 10	6	< 10	1	1
114E-10712.5 Orig	0.021	0.037	0.14	< 2	< 1	20	0.03	< 1	< 2	< 10	19	< 10	3	3
114E-10712.5 Dup	0.026	0.040	0.15	< 2	< 1	21	0.03	< 1	< 2	< 10	20	< 10	3	3
114E-10900 Orig	0.020	0.048	0.07	< 2	< 1	30	0.03	< 1	< 2	< 10	14	< 10	1	< 1
114E-10900 Dup	0.019	0.046	0.07	< 2	< 1	28	0.03	2	< 2	< 10	14	< 10	1	< 1
112E-10625 Orig	0.020	0.067	0.18	< 2	< 1	30	0.03	3	< 2	< 10	12	< 10	7	2
112E-10625 Dup	0.021	0.067	0.19	< 2	1	31	0.03	1	< 2	< 10	13	< 10	7	2
112E-10812.5 Orig	0.020	0.041	0.11	< 2	1	29	0.03	< 1	< 2	< 10	12	< 10	3	2
112E-10812.5 Dup	0.020	0.043	0.11	< 2	1	29	0.03	< 1	< 2	< 10	12	< 10	3	2
110E-10787.5 Orig	0.021	0.056	0.06	< 2	< 1	22	0.02	< 1	< 2	< 10	11	< 10	1	< 1
110E-10787.5 Dup	0.021	0.057	0.06	< 2	< 1	22	0.02	< 1	< 2	< 10	12	< 10	1	< 1
108E-10512.5 Orig	0.017	0.063	0.10	< 2	< 1	14	< 0.01	2	< 2	< 10	8	< 10	< 1	2
108E-10512.5 Dup	0.018	0.066	0.10	< 2	< 1	16	< 0.01	2	< 2	< 10	9	< 10	1	2
108E-10700 Orig	0.021	0.060	0.14	< 2	< 1	23	0.01	2	< 2	< 10	11	< 10	2	2
108E-10700 Dup	0.020	0.061	0.14	< 2	< 1	24	0.01	3	< 2	< 10	11	< 10	2	2
108E-10887.5 Orig	0.018	0.059	0.08	< 2	< 1	17	0.02	< 1	< 2	< 10	12	< 10	2	< 1
108E-10887.5 Dup	0.017	0.059	0.08	< 2	< 1	17	0.02	2	< 2	< 10	12	< 10	2	< 1
118E-8900 Orig	0.021	0.035	0.05	< 2	< 1	26	0.02	4	< 2	< 10	7	< 10	1	< 1
118E-8900 Dup	0.020	0.034	0.04	< 2	< 1	28	0.03	2	< 2	< 10	9	< 10	2	< 1
114E-8700 Orig	0.023	0.073	0.17	< 2	< 1	21	< 0.01	< 1	< 2	< 10	7	< 10	2	1
114E-8700 Dup	0.022	0.069	0.17	< 2	< 1	20	< 0.01	2	< 2	< 10	6	< 10	2	1
114E-9100 Orig	0.018	0.065	0.12	< 2	< 1	22	< 0.01	2	< 2	< 10	6	< 10	< 1	1
114E-9100 Dup	0.020	0.068	0.12	< 2	< 1	23	< 0.01	< 1	< 2	< 10	6	< 10	< 1	1
110E-8925 Orig	0.024	0.069	0.09	< 2	< 1	33	0.02	3	< 2	< 10	10	< 10	2	< 1
110E-8925 Dup	0.022	0.067	0.08	< 2	< 1	34	0.02	< 1	< 2	< 10	10	< 10	2	< 1
106E-8975 Orig	0.020	0.041	0.09	< 2	< 1	24	0.02	< 1	< 2	< 10	10	< 10	1	2
106E-8975 Dup	0.022	0.042	0.09	< 2	< 1	25	0.03	< 1	< 2	< 10	11	< 10	1	2
Method Blank	0.012	< 0.001	< 0.01	< 2	< 1	< 1	< 0.01	< 1	< 2	< 10	< 1	< 10	< 1	< 1
Method Blank	0.011	< 0.001	< 0.01	< 2	< 1	< 1	< 0.01	< 1	< 2	< 10	< 1	< 10	< 1	< 1
Method Blank	0.013	< 0.001	< 0.01	< 2	< 1	< 1	< 0.01	< 1	< 2	< 10	< 1	< 10	< 1	< 1
Method Blank	0.013	< 0.001	< 0.01	< 2	< 1	< 1	< 0.01	< 1	< 2	< 10	< 1	< 10	< 1	< 1
Method Blank	0.013	< 0.001	< 0.01	< 2	< 1	< 1	< 0.01	< 1	< 2	< 10	< 1	< 10	< 1	< 1

Quality Analysis ... *Innovative Technologies*

Date Submitted: 02-Oct-15
Invoice No.: A15-08437-Au ReAssay
Invoice Date: 05-Feb-16
Your Reference: TME/Arimathea East 240

Trelawney Mining and Exploration
PO BOX 100
Gogama ON P0M 1W0
Canada

ATTN: Alan Smith

CERTIFICATE OF ANALYSIS

275 Soil samples were submitted for analysis.

The following analytical package was requested: Code 1A2-50-(ppm)Sudbury Au - Fire Assay AA
Code 1E3-Sudbury Aqua Regia ICP(AQUAGEO)

REPORT **A15-08437-Au ReAssay**

This report may be reproduced without our consent. If only selected portions of the report are reproduced, permission must be obtained. If no instructions were given at time of sample submittal regarding excess material, it will be discarded within 90 days of this report. Our liability is limited solely to the analytical cost of these analyses. Test results are representative only of material submitted for analysis.

Notes:
If value exceeds upper limit we recommend reassay by fire assay gravimetric-Code 1A3
Values which exceed the upper limit should be assayed for accurate numbers.

CERTIFIED BY:

Emmanuel Eseme , Ph.D.
Quality Control

SCC Accredited LAB
LAB Accrédité CCN

ACTIVATION LABORATORIES LTD.
1010 Lorne Street Unit West 4, Sudbury, Ontario, Canada, P3C 4R9
TELEPHONE +705 586-3288 or +1.888.228.5227 FAX +1.905.648.9613
E-MAIL Sudbury@actlabs.com ACTLABS GROUP WEBSITE www.actlabs.com

Analyte Symbol	Au
Unit Symbol	ppm
Lower Limit	0.005
Method Code	FA-AA
118E-10500	0.872
118E-10537.5	< 0.005
118E-10662.5	< 0.005
118E-10762.5	< 0.005
118E-10800	< 0.005
118E-10812.5	< 0.005
118E-10825	< 0.005
116E-10612.5	0.005
112E-10612.5	< 0.005
108E-10912.5	0.031

Analyte Symbol	Au
Unit Symbol	ppm
Lower Limit	0.005
Method Code	FA-AA
OxD108 Meas	0.435
OxD108 Cert	0.414
SG66 Meas	1.096
SG66 Cert	1.086
108E-10912.5 Orig	0.041
108E-10912.5 Dup	0.020
Method Blank	< 0.005
Method Blank	< 0.005

Quality Analysis ... *Innovative Technologies*

Date Submitted: 02-Oct-15
Invoice No.: A15-08437-Au-ReAssay2
Invoice Date: 04-Mar-16
Your Reference: TME/Arimathea East 240

Trelawney Mining and Exploration
PO BOX 100
Gogama ON P0M 1W0
Canada

ATTN: Alan Smith

CERTIFICATE OF ANALYSIS

275 Soil samples were submitted for analysis.

The following analytical package was requested: Code 1A2-50-(ppm)Sudbury Au - Fire Assay AA
Code 1E3-Sudbury Aqua Regia ICP(AQUAGEO)

REPORT **A15-08437-Au-ReAssay2**

This report may be reproduced without our consent. If only selected portions of the report are reproduced, permission must be obtained. If no instructions were given at time of sample submittal regarding excess material, it will be discarded within 90 days of this report. Our liability is limited solely to the analytical cost of these analyses. Test results are representative only of material submitted for analysis.

Notes:
If value exceeds upper limit we recommend reassay by fire assay gravimetric-Code 1A3
Values which exceed the upper limit should be assayed for accurate numbers.

CERTIFIED BY:

Emmanuel Eseme , Ph.D.
Quality Control

ACTIVATION LABORATORIES LTD.
1010 Lorne Street Unit West 4, Sudbury, Ontario, Canada, P3C 4R9
TELEPHONE +705 586-3288 or +1.888.228.5227 FAX +1.905.648.9613
E-MAIL Sudbury@actlabs.com ACTLABS GROUP WEBSITE www.actlabs.com

Analyte Symbol	Au
Unit Symbol	ppm
Lower Limit	0.005
Method Code	FA-AA
118E-10500	0.011

Analyte Symbol	Au
Unit Symbol	ppm
Lower Limit	0.005
Method Code	FA-AA
OxD108 Meas	0.435
OxD108 Cert	0.414
Method Blank	< 0.005
Method Blank	< 0.005

Quality Analysis ... *Innovative Technologies*

Date Submitted: 02-Oct-15
Invoice No.: A15-08437 (i)
Invoice Date: 22-Oct-15
Your Reference: TME/Arimathea East 240

Trelawney Mining and Exploration
PO BOX 100
Gogama ON P0M 1W0
Canada

ATTN: Alan Smith

CERTIFICATE OF ANALYSIS

275 Soil samples were submitted for analysis.

The following analytical package was requested: Code 1A2-50-(ppm)Sudbury Au - Fire Assay AA
Code 1E3-Sudbury Aqua Regia ICP(AQUAGEO)

REPORT **A15-08437 (i)**

This report may be reproduced without our consent. If only selected portions of the report are reproduced, permission must be obtained. If no instructions were given at time of sample submittal regarding excess material, it will be discarded within 90 days of this report. Our liability is limited solely to the analytical cost of these analyses. Test results are representative only of material submitted for analysis.

Notes:
If value exceeds upper limit we recommend reassay by fire assay gravimetric-Code 1A3
Values which exceed the upper limit should be assayed for accurate numbers.

CERTIFIED BY:

Emmanuel Eseme , Ph.D.
Quality Control

SCC Accredited LAB
LAB Accrédité CCN

ACTIVATION LABORATORIES LTD.
1010 Lorne Street Unit West 4, Sudbury, Ontario, Canada, P3C 4R9
TELEPHONE +705 586-3288 or +1.888.228.5227 FAX +1.905.648.9613
E-MAIL Sudbury@actlabs.com ACTLABS GROUP WEBSITE www.actlabs.com

Results

Analyte Symbol	Au
Unit Symbol	ppm
Lower Limit	0.005
Method Code	FA-AA
118E-10500	0.021
118E-10512.5	0.007
118E-10525	0.009
118E-10537.5	0.029
118E-10550	0.008
118E-10562.5	0.010
118E-10575	0.013
118E-10587.5	< 0.005
118E-10600	0.011
118E-10612.5	0.008
118E-10625	0.009
118E-10637.5	0.011
118E-10650	0.009
118E-10662.5	0.021
118E-10675	0.013
118E-10687.5	0.011
118E-10700	0.005
118E-10712.5	0.013
118E-10725	0.012
118E-10737.5	0.007
118E-10750	0.008
118E-10762.5	0.020
118E-10775	0.005
118E-10787.5	0.012
118E-10800	0.027
118E-10812.5	0.022
118E-10825	0.019
118E-10837.5	0.010
118E-10850	0.009
118E-10862.5	0.010
118E-10875	0.008
118E-10887.5	0.006
118E-10900	0.008
118E-10912.5	0.015
118E-10925	0.014
118E-10937.5	0.007
118E-10950	0.006
116E-10500	0.012
116E-10512.5	0.009
116E-10525	0.009
116E-10537.5	0.011
116E-10550	0.008
116E-10562.5	0.006
116E-10575	0.006
116E-10587.5	0.012
116E-10600	0.011
116E-10612.5	0.021
116E-10625	0.009
116E-10637.5	0.007

Analyte Symbol	Au
Unit Symbol	ppm
Lower Limit	0.005
Method Code	FA-AA
116E-10650	0.006
116E-10662.5 (A)	0.009
116E-10662.5 (B)	0.009
116E-10675	0.006
116E-10687.5	0.007
116E-10700	< 0.005
116E-10712.5	0.013
116E-10725	< 0.005
116E-10737.5	0.007
116E-10750	0.006
116E-10762.5	0.009
116E-10775	0.007
116E-10787.5	0.015
116E-10800	0.011
116E-10812.5	0.007
116E-10825	0.007
116E-10837.5	0.010
116E-10850	0.010
116E-10875	0.005
116E-10887.5	0.007
116E-10900	0.010
116E-10912.5	0.016
116E-10925	0.005
116E-10937.5	0.006
116E-10950	0.007
114E-10500	0.008
114E-10512.5	0.011
114E-10525	0.009
114E-10537.5	0.005
114E-10550	< 0.005
114E-10562.5	0.006
114E-10575	0.007
114E-10587.5	0.010
114E-10600	0.007
114E-10612.5	0.008
114E-10625	0.005
114E-10637.5	0.007
114E-10675	0.007
114E-10687.5	0.006
114E-10700	< 0.005
114E-10712.5	0.006
114E-10725	0.006
114E-10737.5	< 0.005
114E-10750	0.010
114E-10762.5	0.006
114E-10775	0.012
114E-10787.5	< 0.005
114E-10800	0.013
114E-10812.5	< 0.005
114E-10825	0.005

Analyte Symbol	Au
Unit Symbol	ppm
Lower Limit	0.005
Method Code	FA-AA
114E-10837.5	0.007
114E-10850	0.006
114E-10862.5	0.007
114E-10875	0.010
114E-10887.5	0.014
114E-10900	0.009
114E-10912.5	0.006
114E-10925	0.012
114E-10937.5	0.009
114E-10950	0.007
112E-10500	0.007
112E-10512.5	< 0.005
112E-10525	< 0.005
112E-10537.5	< 0.005
112E-10550	0.008
112E-10562.5	< 0.005
112E-10575	< 0.005
112E-10587.5	0.014
112E-10600	< 0.005
112E-10612.5	0.021
112E-10625	0.010
112E-10637.5	0.007
112E-10650	0.010
112E-10662.5	0.009
112E-10675	0.009
112E-10687.5	0.007
112E-10700	0.005
112E-10712.5	< 0.005
112E-10725	0.008
112E-10737.5	0.006
112E-10750	0.005
112E-10762.5	0.007
112E-10775	0.014
112E-10787.5	0.006
112E-10800	< 0.005
112E-10812.5	< 0.005
112E-10825	< 0.005
112E-10837.5	< 0.005
112E-10850	0.009
112E-10862.5	0.008
112E-10875	0.007
112E-10887.5	0.011
112E-10900	0.007
112E-10912.5	0.008
112E-10925	0.005
112E-10937.5	0.007
112E-10950	0.006
110E-10750	0.009
110E-10762.5	< 0.005
110E-10775	0.005

Analyte Symbol	Au
Unit Symbol	ppm
Lower Limit	0.005
Method Code	FA-AA
110E-10787.5	0.007
110E-10800	0.008
110E-10812.5	< 0.005
110E-10825	< 0.005
110E-10837.5	0.006
110E-10850	0.009
110E-10862.5	0.009
110E-10875	0.006
110E-10887.5	0.005
110E-10900	0.006
110E-10912.5	< 0.005
110E-10925	0.005
110E-10937.5	0.008
110E-10950	< 0.005
108E-10500	0.009
108E-10512.5	0.009
108E-10525	0.010
108E-10537.5	0.013
108E-10550	0.006
108E-10562.5	0.009
108E-10575	0.009
108E-10587.5	0.009
108E-10600	< 0.005
108E-10612.5	0.009
108E-10625	0.008
108E-10637.5	0.007
108E-10650	0.011
108E-10662.5	< 0.005
108E-10675	0.006
108E-10687.5	< 0.005
108E-10700	0.005
108E-10712.5	0.005
108E-10725	0.009
108E-10737.5	0.006
108E-10750	0.006
108E-10762.5	< 0.005
108E-10775	< 0.005
108E-10787.5	< 0.005
108E-10800	0.006
108E-10812.5	0.010
108E-10825	0.007
108E-10837.5	< 0.005
108E-10850	0.005
108E-10862.5	< 0.005
108E-10875	< 0.005
108E-10887.5	< 0.005
108E-10900	< 0.005
108E-10912.5	0.031
108E-10925	0.042
108E-10937.5	< 0.005

Analyte Symbol	Au
Unit Symbol	ppm
Lower Limit	0.005
Method Code	FA-AA
108E-10950	< 0.005
118E-8675	< 0.005
118E-8700	0.010
118E-8725	0.006
118E-8750	< 0.005
118E-8775	< 0.005
118E-8800	< 0.005
118E-8825	0.015
118E-8850	< 0.005
118E-8875	< 0.005
118E-8900	< 0.005
118E-8925	< 0.005
118E-8950	< 0.005
118E-8975	< 0.005
118E-9000	< 0.005
118E-9025	< 0.005
118E-9050	< 0.005
118E-9075	< 0.005
118E-9100	< 0.005
118E-9125	< 0.005
118E-9150	0.009
118E-9175	0.010
118E-9200	0.010
118E-9225	0.007
114E-8675	0.015
114E-8700	0.013
114E-8725	0.009
114E-8750	0.009
114E-8775	0.008
114E-8800	0.005
114E-8825	0.015
114E-8850	0.006
114E-8875	0.006
114E-8900	0.010
114E-8925	0.009
114E-8950	< 0.005
114E-8975	0.009
114E-9000	0.028
114E-9025	0.005
114E-9050	0.007
114E-9075	0.016
114E-9100	0.008
114E-9125	0.011
114E-9150	0.006
114E-9175	0.005
114E-9200	0.007
110E-8700	0.008
110E-8725	0.008
110E-8750	< 0.005
110E-8775	0.008

Analyte Symbol	Au
Unit Symbol	ppm
Lower Limit	0.005
Method Code	FA-AA
110E-8800	0.007
110E-8825	0.007
110E-8850	< 0.005
110E-8875	0.005
110E-8900	0.007
110E-8925	< 0.005
110E-8950	0.007
110E-8975	0.007
110E-9000	0.010
110E-9025	0.013
110E-9050	0.008
110E-9075	0.006
110E-9100	0.007
106E-8800	0.009
106E-8825	0.007
106E-8850	0.011
106E-8875	0.006
106E-8900	0.008
106E-8925	0.009
106E-8950	0.007
106E-8975	0.011
106E-9000	0.009
106E-9025	0.019
106E-9050	0.009
106E-9075	0.007
106E-9100	0.009

QC

Analyte Symbol	Au
Unit Symbol	ppm
Lower Limit	0.005
Method Code	FA-AA
OxD108 Meas	0.395
OxD108 Cert	0.414
OxD108 Meas	0.397
OxD108 Cert	0.414
OxD108 Meas	0.413
OxD108 Cert	0.414
OxD108 Meas	0.408
OxD108 Cert	0.414
OxD108 Meas	0.402
OxD108 Cert	0.414
OxD108 Meas	0.407
OxD108 Cert	0.414
OxD108 Meas	0.408
OxD108 Cert	0.414
OxD108 Meas	0.406
OxD108 Cert	0.414
SG66 Meas	1.032
SG66 Cert	1.086
SG66 Meas	1.047
SG66 Cert	1.086
SG66 Meas	1.048
SG66 Cert	1.086
SG66 Meas	1.056
SG66 Cert	1.086
SG66 Meas	1.071
SG66 Cert	1.086
SG66 Meas	1.097
SG66 Cert	1.086
SG66 Meas	1.063
SG66 Cert	1.086
SG66 Meas	1.068
SG66 Cert	1.086
118E-10625 Orig	0.011
118E-10625 Dup	0.006
118E-10737.5 Orig	0.008
118E-10737.5 Dup	0.005
118E-10862.5 Orig	0.010
118E-10862.5 Dup	0.010
116E-10587.5 Orig	0.011
116E-10587.5 Dup	0.013
116E-10700 Orig	< 0.005
116E-10700 Dup	0.011
116E-10825 Orig	0.007
116E-10825 Dup	0.006
114E-10562.5 Orig	0.007
114E-10562.5 Dup	0.005
114E-10712.5 Orig	0.005
114E-10712.5 Dup	0.007
114E-10837.5 Orig	0.007

Analyte Symbol	Au
Unit Symbol	ppm
Lower Limit	0.005
Method Code	FA-AA
114E-10837.5 Dup	0.007
112E-10562.5 Orig	0.005
112E-10562.5 Dup	< 0.005
112E-10687.5 Orig	0.006
112E-10687.5 Dup	0.007
112E-10812.5 Orig	< 0.005
112E-10812.5 Dup	0.007
110E-10787.5 Orig	0.007
110E-10787.5 Dup	0.007
110E-10912.5 Orig	< 0.005
110E-10912.5 Dup	0.006
108E-10575 Orig	0.009
108E-10575 Dup	0.010
108E-10762.5 Orig	< 0.005
108E-10762.5 Dup	0.006
108E-10887.5 Orig	< 0.005
108E-10887.5 Dup	0.007
118E-8775 Orig	< 0.005
118E-8775 Dup	< 0.005
118E-9150 Orig	0.008
118E-9150 Dup	0.010
114E-8825 Orig	0.006
114E-8825 Dup	0.024
114E-9075 Orig	0.024
114E-9075 Dup	0.008
110E-8925 Orig	0.009
110E-8925 Dup	< 0.005
106E-8850 Orig	0.011
106E-8850 Dup	0.011
106E-9100 Orig	0.007
106E-9100 Dup	0.010
Method Blank	< 0.005
Method Blank	< 0.005
Method Blank	< 0.005
Method Blank	< 0.005
Method Blank	< 0.005
Method Blank	< 0.005
Method Blank	< 0.005
Method Blank	< 0.005
Method Blank	< 0.005
Method Blank	< 0.005
Method Blank	< 0.005
Method Blank	< 0.005
Method Blank	< 0.005
Method Blank	< 0.005
Method Blank	< 0.005

Quality Analysis ... *Innovative Technologies*

Date Submitted: 06-Oct-15
Invoice No.: A15-08570-Au-ReAssay
Invoice Date: 23-Nov-15
Your Reference: TME/Arimathea East 240

Trelawney Mining and Exploration
PO BOX 100
Gogama ON P0M 1W0
Canada

ATTN: Alan Smith

CERTIFICATE OF ANALYSIS

481 Soil samples were submitted for analysis.

The following analytical package was requested: Code 1A2-50-(ppm)Sudbury Au - Fire Assay AA

REPORT **A15-08570-Au-ReAssay**

This report may be reproduced without our consent. If only selected portions of the report are reproduced, permission must be obtained. If no instructions were given at time of sample submittal regarding excess material, it will be discarded within 90 days of this report. Our liability is limited solely to the analytical cost of these analyses. Test results are representative only of material submitted for analysis.

Notes:
If value exceeds upper limit we recommend reassay by fire assay gravimetric-Code 1A3

CERTIFIED BY:

Emmanuel Eseme , Ph.D.
Quality Control

SCC Accredited LAB
LAB Accrédité CCN

ACTIVATION LABORATORIES LTD.
1010 Lorne Street Unit West 4, Sudbury, Ontario, Canada, P3C 4R9
TELEPHONE +705 586-3288 or +1.888.228.5227 FAX +1.905.648.9613
E-MAIL Sudbury@actlabs.com ACTLABS GROUP WEBSITE www.actlabs.com

Results

Analyte Symbol	Au
Unit Symbol	ppm
Lower Limit	0.005
Method Code	FA-AA
L9600E-10887.5	0.006
L8800E-10725	0.016
L8600E-10562.5	0.007
L8600E-10625	< 0.005
L8200E-10625	0.005
L8200E-10862.5	0.007

QC

Analyte Symbol	Au
Unit Symbol	ppm
Lower Limit	0.005
Method Code	FA-AA
OxD108 Meas	0.416
OxD108 Cert	0.414
SG66 Meas	1.095
SG66 Cert	1.086
Method Blank	< 0.005
Method Blank	< 0.005

Quality Analysis ... *Innovative Technologies*

Date Submitted: 06-Oct-15
Invoice No.: A15-08570-Au ReAssay 2
Invoice Date: 27-Nov-15
Your Reference: TME/Arimathea East 240

Trelawney Mining and Exploration
PO BOX 100
Gogama ON P0M 1W0
Canada

ATTN: Alan Smith

CERTIFICATE OF ANALYSIS

481 Soil samples were submitted for analysis.

The following analytical package was requested: Code 1A2-50-(ppm)Sudbury Au - Fire Assay AA
Code 1E3-Sudbury Aqua Regia ICP(AQUAGEO)

REPORT **A15-08570-Au ReAssay 2**

This report may be reproduced without our consent. If only selected portions of the report are reproduced, permission must be obtained. If no instructions were given at time of sample submittal regarding excess material, it will be discarded within 90 days of this report. Our liability is limited solely to the analytical cost of these analyses. Test results are representative only of material submitted for analysis.

Notes:
If value exceeds upper limit we recommend reassay by fire assay gravimetric-Code 1A3
Values which exceed the upper limit should be assayed for accurate numbers.

CERTIFIED BY:

Emmanuel Eseme , Ph.D.
Quality Control

SCC Accredited LAB
LAB Accrédité CCN

ACTIVATION LABORATORIES LTD.
1010 Lorne Street Unit West 4, Sudbury, Ontario, Canada, P3C 4R9
TELEPHONE +705 586-3288 or +1.888.228.5227 FAX +1.905.648.9613
E-MAIL Sudbury@actlabs.com ACTLABS GROUP WEBSITE www.actlabs.com

Results

Analyte Symbol	Au
Unit Symbol	ppm
Lower Limit	0.005
Method Code	FA-AA
L10600E-10500	< 0.005
L10400E-10800	0.006
L10400E-10812.5	0.005
L10000E-10775	0.007
L9600E-10862.5	0.007
L9600E-10887.5	< 0.005
L9400E-10512.5	0.007
L9000E-10650	0.005
L9000E-10687.5	0.006
L8800E-10725	< 0.005
L8800E-10787.5	< 0.005
L8600E-10562.5	0.005
L8600E-10625	0.007
L8200E-10625	0.010
L8200E-10850	0.007
L8200E-10862.5	0.005

QC

Analyte Symbol	Au
Unit Symbol	ppm
Lower Limit	0.005
Method Code	FA-AA
OxD108 Meas	0.409
OxD108 Cert	0.414
OxD108 Meas	0.413
OxD108 Cert	0.414
SG66 Meas	1.047
SG66 Cert	1.086
SG66 Meas	1.090
SG66 Cert	1.086
Method Blank	< 0.005
Method Blank	< 0.005
Method Blank	< 0.005
Method Blank	< 0.005

Quality Analysis ... *Innovative Technologies*

Date Submitted: 06-Oct-15
Invoice No.: A15-08570-Au ReAssay-3
Invoice Date: 05-Feb-16
Your Reference: TME/Arimathea East 240

Trelawney Mining and Exploration
PO BOX 100
Gogama ON P0M 1W0
Canada

ATTN: Alan Smith

CERTIFICATE OF ANALYSIS

481 Soil samples were submitted for analysis.

The following analytical package was requested: Code 1A2-50-(ppm)Sudbury Au - Fire Assay AA

REPORT **A15-08570-Au ReAssay-3**

This report may be reproduced without our consent. If only selected portions of the report are reproduced, permission must be obtained. If no instructions were given at time of sample submittal regarding excess material, it will be discarded within 90 days of this report. Our liability is limited solely to the analytical cost of these analyses. Test results are representative only of material submitted for analysis.

Notes:
If value exceeds upper limit we recommend reassay by fire assay gravimetric-Code 1A3

CERTIFIED BY:

Emmanuel Eseme , Ph.D.
Quality Control

SCC Accredited LAB
LAB Accrédité CCN

ACTIVATION LABORATORIES LTD.
1010 Lorne Street Unit West 4, Sudbury, Ontario, Canada, P3C 4R9
TELEPHONE +705 586-3288 or +1.888.228.5227 FAX +1.905.648.9613
E-MAIL Sudbury@actlabs.com ACTLABS GROUP WEBSITE www.actlabs.com

Analyte Symbol	Au
Unit Symbol	ppm
Lower Limit	0.005
Method Code	FA-AA
L8800E-10562.5	< 0.005

Analyte Symbol	Au
Unit Symbol	ppm
Lower Limit	0.005
Method Code	FA-AA
OxD108 Meas	0.435
OxD108 Cert	0.414
SG66 Meas	1.096
SG66 Cert	1.086
Method Blank	< 0.005
Method Blank	< 0.005

Quality Analysis ... *Innovative Technologies*

Date Submitted: 06-Oct-15
Invoice No.: A15-08570-Au-ReAssay-4
Invoice Date: 25-Feb-16
Your Reference: TME/Arimathea East 240

Trelawney Mining and Exploration
PO BOX 100
Gogama ON P0M 1W0
Canada

ATTN: Alan Smith

CERTIFICATE OF ANALYSIS

481 Soil samples were submitted for analysis.

The following analytical package was requested: Code 1A2-50-(ppm)Sudbury Au - Fire Assay AA
Code 1E3-Sudbury Aqua Regia ICP(AQUAGEO)

REPORT **A15-08570-Au-ReAssay-4**

This report may be reproduced without our consent. If only selected portions of the report are reproduced, permission must be obtained. If no instructions were given at time of sample submittal regarding excess material, it will be discarded within 90 days of this report. Our liability is limited solely to the analytical cost of these analyses. Test results are representative only of material submitted for analysis.

Notes:
If value exceeds upper limit we recommend reassay by fire assay gravimetric-Code 1A3
Values which exceed the upper limit should be assayed for accurate numbers.

CERTIFIED BY:

Emmanuel Eseme , Ph.D.
Quality Control

ACTIVATION LABORATORIES LTD.
1010 Lorne Street Unit West 4, Sudbury, Ontario, Canada, P3C 4R9
TELEPHONE +705 586-3288 or +1.888.228.5227 FAX +1.905.648.9613
E-MAIL Sudbury@actlabs.com ACTLABS GROUP WEBSITE www.actlabs.com

Analyte Symbol	Au
Unit Symbol	ppm
Lower Limit	0.005
Method Code	FA-AA
L10600E-10512.5	0.021
L10600E-10825	0.014
L10600E-10850	0.018
L10400E-10725	0.026
L10400E-10837.5	0.013
L10200E-10775	0.008
L10200E-10800	0.011
L10000E-10512.5	0.018
L10000E-10537.5	0.011
L10000E-10712.5	0.019
L10000E-10750	0.014
L10000E-10787.5	0.018
L10000E-10812.5	0.019
L10000E-10837.5	0.011
L10000E-10850	0.011
L9800E-10512.5	0.011
L9800E-10725	0.020
L9800E-10737.5	0.009
L9600E-10675	< 0.005
L9600E-10700	0.007
L9400E-10675	0.007
L9400E-10912.5	0.012
L9400E-10950	< 0.005
L9200E-10512.5	0.023
L9200E-10525	0.013
L9200E-10650	0.007
L8800E-10637.5	0.010
L8800E-10887.5	0.012
L8800E-10937.5	0.015
L8600E-10575	0.011
L8600E-10587.5	< 0.005
L8600E-10600	0.006
L8400E-10612.5	< 0.005
L8200E-10750	0.009
L8200E-10875	0.007
L8200E-10912.5	0.008

Analyte Symbol	Au
Unit Symbol	ppm
Lower Limit	0.005
Method Code	FA-AA
OxD108 Meas	0.392
OxD108 Cert	0.414
OxD108 Meas	0.411
OxD108 Cert	0.414
SG66 Meas	1.062
SG66 Cert	1.086
SG66 Meas	1.069
SG66 Cert	1.086
L10000E-10712.5 Orig	0.021
L10000E-10712.5 Dup	0.017
L9600E-10700 Orig	0.008
L9600E-10700 Dup	0.005
L8600E-10587.5 Orig	0.014
L8600E-10587.5 Dup	< 0.005
Method Blank	< 0.005
Method Blank	< 0.005
Method Blank	< 0.005
Method Blank	< 0.005

Quality Analysis ... *Innovative Technologies*

Date Submitted: 06-Oct-15
Invoice No.: A15-08570-Au
Invoice Date: 13-Nov-15
Your Reference: TME/Arimathea East 240

Trelawney Mining and Exploration
PO BOX 100
Gogama ON P0M 1W0
Canada

ATTN: Alan Smith

CERTIFICATE OF ANALYSIS

481 Soil samples were submitted for analysis.

The following analytical package was requested: Code 1A2-50-(ppm)Sudbury Au - Fire Assay AA

REPORT **A15-08570-Au**

This report may be reproduced without our consent. If only selected portions of the report are reproduced, permission must be obtained. If no instructions were given at time of sample submittal regarding excess material, it will be discarded within 90 days of this report. Our liability is limited solely to the analytical cost of these analyses. Test results are representative only of material submitted for analysis.

Notes:
If value exceeds upper limit we recommend reassay by fire assay gravimetric-Code 1A3

CERTIFIED BY:

Emmanuel Eseme , Ph.D.
Quality Control

SCC Accredited LAB
LAB Accrédité CCN

ACTIVATION LABORATORIES LTD.
1010 Lorne Street Unit West 4, Sudbury, Ontario, Canada, P3C 4R9
TELEPHONE +705 586-3288 or +1.888.228.5227 FAX +1.905.648.9613
E-MAIL Sudbury@actlabs.com ACTLABS GROUP WEBSITE www.actlabs.com

Results

Analyte Symbol	Au
Unit Symbol	ppm
Lower Limit	0.005
Method Code	FA-AA
L10600E-10500	0.029
L10600E-10512.5	0.013
L10600E-10525	0.005
L10600E-10537.5	0.006
L10600E-10550	0.009
L10600E-10562.5	0.008
L10600E-10575	< 0.005
L10600E-10587.5	< 0.005
L10600E-10600	0.006
L10600E-10612.5	< 0.005
L10600E-10625	0.007
L10600E-10637.5	< 0.005
L10600E-10650	0.007
L10600E-10662.5	0.013
L10600E-10675	< 0.005
L10600E-10687.5	< 0.005
L10600E-10700	0.006
L10600E-10712.5	0.009
L10600E-10725	< 0.005
L10600E-10737.5	< 0.005
L10600E-10750	0.010
L10600E-10762.5	< 0.005
L10600E-10775	< 0.005
L10600E-10787.5	0.006
L10600E-10800	0.006
L10600E-10812.5	0.005
L10600E-10825	0.016
L10600E-10837.5	< 0.005
L10600E-10850	0.011
L10600E-10862.5	< 0.005
L10600E-10875	< 0.005
L10600E-10887.5	0.005
L10600E-10900	< 0.005
L10600E-10912.5	< 0.005
L10600E-10925	0.006
L10600E-10937.5	0.007
L10600E-10950	< 0.005
L10400E-10500	0.005
L10400E-10512.5	< 0.005
L10400E-10525	< 0.005
L10400E-10537.5	0.005
L10400E-10550	0.008
L10400E-10562.5	< 0.005
L10400E-10575	< 0.005
L10400E-10587.5	0.007
L10400E-10600	< 0.005
L10400E-10612.5	< 0.005
L10400E-10625	< 0.005
L10400E-10637.5	0.005

Analyte Symbol	Au
Unit Symbol	ppm
Lower Limit	0.005
Method Code	FA-AA
L10400E-10650	0.006
L10400E-10662.5	0.005
L10400E-10675	< 0.005
L10400E-10687.5	< 0.005
L10400E-10700	0.005
L10400E-10712.5	< 0.005
L10400E-10725	0.017
L10400E-10737.5	< 0.005
L10400E-10750	< 0.005
L10400E-10762.5	0.005
L10400E-10775	0.009
L10400E-10787.5	< 0.005
L10400E-10800	0.022
L10400E-10812.5	0.026
L10400E-10825	< 0.005
L10400E-10837.5	< 0.005
L10400E-10850	< 0.005
L10400E-10862.5	< 0.005
L10400E-10875	0.007
L10400E-10887.5	< 0.005
L10400E-10900	< 0.005
L10400E-10912.5	0.006
L10400E-10925	0.006
L10400E-10937.5	0.005
L10400E-10950	0.007
L10200E-10500	0.006
L10200E-10512.5	0.006
L10200E-10525	< 0.005
L10200E-10537.5	0.009
L10200E-10550	0.010
L10200E-10562.5	0.006
L10200E-10575	0.006
L10200E-10587.5	0.007
L10200E-10600	0.007
L10200E-10612.5	0.008
L10200E-10625	0.008
L10200E-10637.5	0.011
L10200E-10650	0.010
L10200E-10662.5	0.007
L10200E-10675	< 0.005
L10200E-10687.5	0.009
L10200E-10700	0.005
L10200E-10712.5	< 0.005
L10200E-10725	0.007
L10200E-10737.5	0.006
L10200E-10750	0.006
L10200E-10762.5	0.009
L10200E-10775	0.013
L10200E-10787.5	0.005
L10200E-10800	0.011

Analyte Symbol	Au
Unit Symbol	ppm
Lower Limit	0.005
Method Code	FA-AA
L10200E-10812.5	< 0.005
L10200E-10825	0.005
L10200E-10837.5	0.008
L10200E-10850	0.007
L10200E-10862.5	0.009
L10200E-10875	0.006
L10200E-10887.5	< 0.005
L10200E-10900	0.009
L10200E-10912.5	0.005
L10200E-10925	0.009
L10200E-10937.5	0.007
L10200E-10950	0.009
L10000E-10500	0.010
L10000E-10512.5	0.012
L10000E-10525	< 0.005
L10000E-10537.5	0.013
L10000E-10550	0.007
L10000E-10562.5	0.009
L10000E-10575	0.006
L10000E-10587.5	0.013
L10000E-10600	0.009
L10000E-10612.5	0.008
L10000E-10625	0.005
L10000E-10637.5	0.009
L10000E-10650	0.010
L10000E-10662.5	0.005
L10000E-10675	0.009
L10000E-10687.5	< 0.005
L10000E-10700	0.010
L10000E-10712.5	0.011
L10000E-10725	0.009
L10000E-10737.5	0.010
L10000E-10750	0.017
L10000E-10762.5	0.010
L10000E-10775	0.021
L10000E-10787.5	0.013
L10000E-10800	0.006
L10000E-10812.5	0.013
L10000E-10825	0.008
L10000E-10837.5	0.011
L10000E-10850	0.013
L10000E-10862.5	< 0.005
L10000E-10875	0.006
L10000E-10887.5	< 0.005
L10000E-10900	0.005
L10000E-10912.5	0.005
L10000E-10925	< 0.005
L10000E-10937.5	0.005
L10000E-10950	< 0.005
L9800E-10500	< 0.005

Analyte Symbol	Au
Unit Symbol	ppm
Lower Limit	0.005
Method Code	FA-AA
L9800E-10512.5	< 0.005
L9800E-10525	0.005
L9800E-10537.5	0.006
L9800E-10550	< 0.005
L9800E-10562.5	< 0.005
L9800E-10575	< 0.005
L9800E-10587.5	0.005
L9800E-10600	0.010
L9800E-10612.5	< 0.005
L9800E-10625	< 0.005
L9800E-10637.5	< 0.005
L9800E-10650	< 0.005
L9800E-10662.5	< 0.005
L9800E-10675	< 0.005
L9800E-10687.5	0.005
L9800E-10700	< 0.005
L9800E-10712.5	0.005
L9800E-10725	0.013
L9800E-10737.5	0.012
L9800E-10750	< 0.005
L9800E-10762.5	< 0.005
L9800E-10775	< 0.005
L9800E-10787.5	< 0.005
L9800E-10800	< 0.005
L9800E-10812.5	< 0.005
L9800E-10825	0.008
L9800E-10837.5	0.010
L9800E-10850	0.006
L9800E-10862.5	0.006
L9800E-10875	< 0.005
L9800E-10887.5	< 0.005
L9800E-10900	< 0.005
L9800E-10912.5	< 0.005
L9800E-10925	< 0.005
L9800E-10937.5	< 0.005
L9800E-10950	< 0.005
L9600E-10500	< 0.005
L9600E-10512.5	< 0.005
L9600E-10525	0.006
L9600E-10537.5	< 0.005
L9600E-10550	< 0.005
L9600E-10562.5	< 0.005
L9600E-10575	< 0.005
L9600E-10587.5	< 0.005
L9600E-10600	< 0.005
L9600E-10612.5	0.006
L9600E-10625	< 0.005
L9600E-10637.5	< 0.005
L9600E-10650	< 0.005
L9600E-10662.5	< 0.005

Analyte Symbol	Au
Unit Symbol	ppm
Lower Limit	0.005
Method Code	FA-AA
L9600E-10675	0.011
L9600E-10687.5	< 0.005
L9600E-10700	0.011
L9600E-10712.5	0.009
L9600E-10725	< 0.005
L9600E-10737.5	< 0.005
L9600E-10750	< 0.005
L9600E-10762.5	< 0.005
L9600E-10775	0.009
L9600E-10787.5	< 0.005
L9600E-10800	< 0.005
L9600E-10812.5	0.006
L9600E-10825	0.009
L9600E-10837.5	< 0.005
L9600E-10850	0.005
L9600E-10862.5	0.021
L9600E-10875	0.009
L9600E-10887.5	0.057
L9600E-10900	< 0.005
L9600E-10912.5	0.007
L9600E-10925	< 0.005
L9600E-10937.5	< 0.005
L9600E-10950	0.005
L9400E-10500	< 0.005
L9400E-10512.5	0.023
L9400E-10525	< 0.005
L9400E-10537.5	< 0.005
L9400E-10550	0.008
L9400E-10562.5	< 0.005
L9400E-10575	< 0.005
L9400E-10587.5	< 0.005
L9400E-10600	< 0.005
L9400E-10612.5	< 0.005
L9400E-10625	0.006
L9400E-10637.5	< 0.005
L9400E-10650	< 0.005
L9400E-10662.5	0.006
L9400E-10675	0.013
L9400E-10687.5	0.006
L9400E-10700	0.006
L9400E-10712.5	0.007
L9400E-10725	0.005
L9400E-10737.5	0.005
L9400E-10750	< 0.005
L9400E-10762.5	< 0.005
L9400E-10775	< 0.005
L9400E-10787.5	0.007
L9400E-10800	< 0.005
L9400E-10812.5	0.006
L9400E-10825	0.007

Analyte Symbol	Au
Unit Symbol	ppm
Lower Limit	0.005
Method Code	FA-AA
L9400E-10837.5	0.005
L9400E-10850	0.005
L9400E-10862.5	0.010
L9400E-10875	0.005
L9400E-10887.5	< 0.005
L9400E-10900	0.007
L9400E-10912.5	0.013
L9400E-10925	0.006
L9400E-10937.5	< 0.005
L9400E-10950	0.012
L9200E-10500	0.007
L9200E-10512.5	0.017
L9200E-10525	0.014
L9200E-10537.5	0.010
L9200E-10550	< 0.005
L9200E-10562.5	< 0.005
L9200E-10575	0.006
L9200E-10587.5	< 0.005
L9200E-10600	< 0.005
L9200E-10612.5	0.005
L9200E-10625	< 0.005
L9200E-10637.5	< 0.005
L9200E-10650	0.011
L9200E-10662.5	0.006
L9200E-10675	0.005
L9200E-10687.5	0.006
L9200E-10700	0.005
L9200E-10712.5	0.006
L9200E-10725	0.006
L9200E-10737.5	0.006
L9200E-10750	0.008
L9200E-10762.5	< 0.005
L9200E-10775	0.007
L9200E-10787.5	0.007
L9200E-10800	< 0.005
L9200E-10812.5	< 0.005
L9200E-10825	< 0.005
L9200E-10837.5	< 0.005
L9200E-10850	< 0.005
L9200E-10862.5	< 0.005
L9200E-10875	< 0.005
L9200E-10887.5	< 0.005
L9200E-10900	< 0.005
L9200E-10912.5	< 0.005
L9200E-10925	0.007
L9200E-10937.5	0.005
L9200E-10950	< 0.005
L9000E-10500	< 0.005
L9000E-10512.5	0.006
L9000E-10525	< 0.005

Analyte Symbol	Au
Unit Symbol	ppm
Lower Limit	0.005
Method Code	FA-AA
L9000E-10537.5	< 0.005
L9000E-10550	< 0.005
L9000E-10562.5	< 0.005
L9000E-10575	< 0.005
L9000E-10587.5	< 0.005
L9000E-10600	< 0.005
L9000E-10612.5	< 0.005
L9000E-10625	0.007
L9000E-10637.5	0.006
L9000E-10650	0.030
L9000E-10662.5	< 0.005
L9000E-10675	< 0.005
L9000E-10687.5	0.042
L9000E-10700	< 0.005
L9000E-10712.5	< 0.005
L9000E-10725	< 0.005
L9000E-10737.5	0.005
L9000E-10750	< 0.005
L9000E-10762.5	< 0.005
L9000E-10775	< 0.005
L9000E-10787.5	< 0.005
L9000E-10800	< 0.005
L9000E-10812.5	0.005
L9000E-10825	< 0.005
L9000E-10837.5	< 0.005
L9000E-10850	< 0.005
L9000E-10862.5	< 0.005
L9000E-10875	< 0.005
L9000E-10887.5	< 0.005
L9000E-10900	0.009
L9000E-10912.5	< 0.005
L9000E-10925	< 0.005
L9000E-10937.5	< 0.005
L9000E-10950	< 0.005
L8800E-10500	< 0.005
L8800E-10512.5	< 0.005
L8800E-10525	< 0.005
L8800E-10537.5	< 0.005
L8800E-10550	0.008
L8800E-10562.5	0.097
L8800E-10575	< 0.005
L8800E-10587.5	< 0.005
L8800E-10600	0.012
L8800E-10612.5	< 0.005
L8800E-10625	< 0.005
L8800E-10637.5	< 0.005
L8800E-10650	< 0.005
L8800E-10662.5	< 0.005
L8800E-10675	< 0.005
L8800E-10687.5	< 0.005

Analyte Symbol	Au
Unit Symbol	ppm
Lower Limit	0.005
Method Code	FA-AA
L8800E-10700	< 0.005
L8800E-10712.5	0.005
L8800E-10725	0.161
L8800E-10737.5	0.008
L8800E-10750	< 0.005
L8800E-10762.5	< 0.005
L8800E-10775	0.006
L8800E-10787.5	0.030
L8800E-10800	0.006
L8800E-10812.5	< 0.005
L8800E-10825	0.007
L8800E-10837.5	< 0.005
L8800E-10850	0.006
L8800E-10862.5	< 0.005
L8800E-10875	0.006
L8800E-10887.5	0.013
L8800E-10900	0.005
L8800E-10912.5	0.005
L8800E-10925	0.007
L8800E-10937.5	0.014
L8800E-10950	< 0.005
L8600E-10500	< 0.005
L8600E-10512.5	0.010
L8600E-10525	< 0.005
L8600E-10537.5	< 0.005
L8600E-10550	0.005
L8600E-10562.5	0.024
L8600E-10575	0.012
L8600E-10587.5	0.012
L8600E-10600	0.011
L8600E-10612.5	< 0.005
L8600E-10625	0.130
L8600E-10637.5	0.007
L8600E-10650	< 0.005
L8600E-10662.5	< 0.005
L8600E-10675	< 0.005
L8600E-10687.5	< 0.005
L8600E-10700	< 0.005
L8600E-10712.5	0.005
L8600E-10725	< 0.005
L8600E-10737.5	< 0.005
L8600E-10750	0.006
L8600E-10762.5	< 0.005
L8600E-10775	< 0.005
L8600E-10787.5	< 0.005
L8600E-10800	< 0.005
L8600E-10812.5	< 0.005
L8600E-10825	0.006
L8600E-10837.5	< 0.005
L8600E-10850	< 0.005

Analyte Symbol	Au
Unit Symbol	ppm
Lower Limit	0.005
Method Code	FA-AA
L8600E-10862.5	< 0.005
L8600E-10875	< 0.005
L8600E-10887.5	0.008
L8600E-10900	0.005
L8600E-10912.5	< 0.005
L8600E-10925	< 0.005
L8600E-10937.5	< 0.005
L8600E-10950	< 0.005
L8400E-10500	< 0.005
L8400E-10512.5	< 0.005
L8400E-10525	0.006
L8400E-10537.5	< 0.005
L8400E-10550	< 0.005
L8400E-10562.5	0.006
L8400E-10575	< 0.005
L8400E-10587.5	< 0.005
L8400E-10600	0.005
L8400E-10612.5	0.012
L8400E-10625	< 0.005
L8400E-10637.5	< 0.005
L8400E-10650	0.006
L8400E-10662.5	< 0.005
L8400E-10675	< 0.005
L8400E-10687.5	< 0.005
L8400E-10700	< 0.005
L8400E-10712.5	0.010
L8400E-10725	< 0.005
L8400E-10737.5	< 0.005
L8400E-10750	< 0.005
L8400E-10762.5	< 0.005
L8400E-10775	< 0.005
L8400E-10787.5	< 0.005
L8400E-10800	< 0.005
L8400E-10812.5	< 0.005
L8400E-10825	< 0.005
L8400E-10832.5	< 0.005
L8400E-10850	0.005
L8400E-10862.5	< 0.005
L8400E-10875	< 0.005
L8400E-10887.5	< 0.005
L8400E-10900	< 0.005
L8400E-10912.5	< 0.005
L8400E-10925	< 0.005
L8400E-10937.5	< 0.005
L8400E-10950	< 0.005
L8200E-10500	0.005
L8200E-10512.5	< 0.005
L8200E-10525	< 0.005
L8200E-10537.5	< 0.005
L8200E-10550	< 0.005

Analyte Symbol	Au
Unit Symbol	ppm
Lower Limit	0.005
Method Code	FA-AA
L8200E-10562.5	< 0.005
L8200E-10575	< 0.005
L8200E-10587.5	< 0.005
L8200E-10600	< 0.005
L8200E-10612.5	< 0.005
L8200E-10625	0.085
L8200E-10637.5	< 0.005
L8200E-10650	< 0.005
L8200E-10662.5	< 0.005
L8200E-10675	< 0.005
L8200E-10687.5	< 0.005
L8200E-10700	0.009
L8200E-10712.5	< 0.005
L8200E-10725	0.008
L8200E-10737.5	< 0.005
L8200E-10750	< 0.005
L8200E-10762.5	0.007
L8200E-10775	< 0.005
L8200E-10787.5	< 0.005
L8200E-10800	< 0.005
L8200E-10812.5	< 0.005
L8200E-10825	< 0.005
L8200E-10837.5	< 0.005
L8200E-10850	0.034
L8200E-10862.5	0.852
L8200E-10875	< 0.005
L8200E-10887.5	< 0.005
L8200E-10900	< 0.005
L8200E-10912.5	0.012
L8200E-10925	0.007
L8200E-10937.5	0.007
L8200E-10950	< 0.005

QC

Analyte Symbol	Au
Unit Symbol	ppm
Lower Limit	0.005
Method Code	FA-AA
OxD108 Meas	0.421
OxD108 Cert	0.414
OxD108 Meas	0.420
OxD108 Cert	0.414
OxD108 Meas	0.416
OxD108 Cert	0.414
OxD108 Meas	0.410
OxD108 Cert	0.414
OxD108 Meas	0.397
OxD108 Cert	0.414
OxD108 Meas	0.407
OxD108 Cert	0.414
OxD108 Meas	0.396
OxD108 Cert	0.414
OxD108 Meas	0.412
OxD108 Cert	0.414
OxD108 Meas	0.419
OxD108 Cert	0.414
OxD108 Meas	0.406
OxD108 Cert	0.414
OxD108 Meas	0.411
OxD108 Cert	0.414
OxD108 Meas	0.405
OxD108 Cert	0.414
OxD108 Meas	0.412
OxD108 Cert	0.414
OxD108 Meas	0.412
OxD108 Cert	0.414
SG66 Meas	1.101
SG66 Cert	1.086
SG66 Meas	1.047
SG66 Cert	1.086
SG66 Meas	1.066
SG66 Cert	1.086
SG66 Meas	1.041
SG66 Cert	1.086
SG66 Meas	1.055
SG66 Cert	1.086
SG66 Meas	1.070
SG66 Cert	1.086
SG66 Meas	1.055
SG66 Cert	1.086
SG66 Meas	1.112
SG66 Cert	1.086
SG66 Meas	1.054
SG66 Cert	1.086
SG66 Meas	1.045
SG66 Cert	1.086
SG66 Meas	1.030

Analyte Symbol	Au
Unit Symbol	ppm
Lower Limit	0.005
Method Code	FA-AA
SG66 Cert	1.086
SG66 Meas	1.054
SG66 Cert	1.086
SG66 Meas	1.067
SG66 Cert	1.086
SG66 Meas	1.054
SG66 Cert	1.086
L10600E-10625 Orig	0.007
L10600E-10625 Dup	0.006
L10600E-10737.5 Orig	0.010
L10600E-10737.5 Dup	< 0.005
L10600E-10862.5 Orig	0.005
L10600E-10862.5 Dup	< 0.005
L10400E-10600 Orig	< 0.005
L10400E-10600 Dup	< 0.005
L10400E-10712.5 Orig	< 0.005
L10400E-10712.5 Dup	< 0.005
L10400E-10837.5 Orig	0.014
L10400E-10837.5 Dup	< 0.005
L10200E-10562.5 Orig	0.007
L10200E-10562.5 Dup	0.005
L10200E-10687.5 Orig	0.010
L10200E-10687.5 Dup	0.009
L10200E-10812.5 Orig	< 0.005
L10200E-10812.5 Dup	< 0.005
L10000E-10537.5 Orig	0.008
L10000E-10537.5 Dup	0.018
L10000E-10662.5 Orig	0.005
L10000E-10662.5 Dup	0.006
L10000E-10787.5 Orig	0.014
L10000E-10787.5 Dup	0.011
L9800E-10637.5 Orig	< 0.005
L9800E-10637.5 Dup	< 0.005
L9800E-10762.5 Orig	< 0.005
L9800E-10762.5 Dup	< 0.005

Analyte Symbol	Au
Unit Symbol	ppm
Lower Limit	0.005
Method Code	FA-AA
L9800E-10950 Orig	< 0.005
L9800E-10950 Dup	< 0.005
L9600E-10612.5 Orig	0.005
L9600E-10612.5 Dup	0.007
L9600E-10737.5 Orig	< 0.005
L9600E-10737.5 Dup	< 0.005
L9600E-10925 Orig	0.005
L9600E-10925 Dup	< 0.005
L9400E-10587.5 Orig	0.006
L9400E-10587.5 Dup	< 0.005
L9400E-10712.5 Orig	0.009
L9400E-10712.5 Dup	0.006
L9400E-10900 Orig	0.006
L9400E-10900 Dup	0.007
L9200E-10562.5 Orig	0.005
L9200E-10562.5 Dup	< 0.005
L9200E-10687.5 Orig	0.006
L9200E-10687.5 Dup	0.006
L9200E-10875 Orig	< 0.005
L9200E-10875 Dup	< 0.005
L9000E-10537.5 Orig	< 0.005
L9000E-10537.5 Dup	< 0.005
L9000E-10662.5 Orig	< 0.005
L9000E-10662.5 Dup	< 0.005
L9000E-10850 Orig	< 0.005
L9000E-10850 Dup	< 0.005
L8800E-10512.5 Orig	< 0.005
L8800E-10512.5 Dup	< 0.005
L8800E-10825 Orig	0.007
L8800E-10825 Dup	0.006
L8800E-10950 Orig	0.007
L8800E-10950 Dup	< 0.005
L8600E-10612.5 Orig	0.010
L8600E-10612.5 Dup	< 0.005
L8600E-10800 Orig	0.005
L8600E-10800 Dup	< 0.005
L8600E-10925 Orig	< 0.005
L8600E-10925 Dup	< 0.005
L8400E-10587.5 Orig	< 0.005
L8400E-10587.5 Dup	< 0.005
L8400E-10775 Orig	< 0.005
L8400E-10775 Dup	< 0.005
L8400E-10900 Orig	< 0.005
L8400E-10900 Dup	< 0.005
L8200E-10562.5 Orig	< 0.005
L8200E-10562.5 Dup	< 0.005
L8200E-10750 Orig	< 0.005
L8200E-10750 Dup	0.023
L8200E-10875 Orig	< 0.005
L8200E-10875 Dup	0.013

Analyte Symbol	Au
Unit Symbol	ppm
Lower Limit	0.005
Method Code	FA-AA
Method Blank	< 0.005
Method Blank	< 0.005
Method Blank	< 0.005
Method Blank	< 0.005
Method Blank	< 0.005
Method Blank	< 0.005
Method Blank	< 0.005
Method Blank	< 0.005
Method Blank	< 0.005
Method Blank	< 0.005
Method Blank	< 0.005
Method Blank	< 0.005
Method Blank	< 0.005
Method Blank	< 0.005
Method Blank	< 0.005
Method Blank	< 0.005
Method Blank	< 0.005
Method Blank	< 0.005
Method Blank	< 0.005
Method Blank	< 0.005
Method Blank	< 0.005
Method Blank	< 0.005
Method Blank	< 0.005
Method Blank	< 0.005
Method Blank	< 0.005
Method Blank	< 0.005
Method Blank	< 0.005
Method Blank	< 0.005

Quality Analysis ... *Innovative Technologies*

Date Submitted: 06-Oct-15
Invoice No.: A15-08570-ICP
Invoice Date: 20-Nov-15
Your Reference: TME/Arimathea East 240

Trelawney Mining and Exploration
PO BOX 100
Gogama ON P0M 1W0
Canada

ATTN: Alan Smith

CERTIFICATE OF ANALYSIS

481 Soil samples were submitted for analysis.

The following analytical package was requested: Code 1E3-Sudbury Aqua Regia ICP(AQUAGEO)

REPORT **A15-08570-ICP**

This report may be reproduced without our consent. If only selected portions of the report are reproduced, permission must be obtained. If no instructions were given at time of sample submittal regarding excess material, it will be discarded within 90 days of this report. Our liability is limited solely to the analytical cost of these analyses. Test results are representative only of material submitted for analysis.

Notes:
Values which exceed the upper limit should be assayed for accurate numbers.

Footnote: Sample with missing data did not have sufficient material for analysis.

CERTIFIED BY:

Emmanuel Eseme , Ph.D.
Quality Control

SCC Accredited LAB
LAB Accrédité CCN

ACTIVATION LABORATORIES LTD.
1010 Lorne Street Unit West 4, Sudbury, Ontario, Canada, P3C 4R9
TELEPHONE +705 586-3288 or +1.888.228.5227 FAX +1.905.648.9613
E-MAIL Sudbury@actlabs.com ACTLABS GROUP WEBSITE www.actlabs.com

Results

Analyte Symbol	Ag	Cd	Cu	Mn	Mo	Ni	Pb	Zn	Al	As	B	Ba	Be	Bi	Ca	Co	Cr	Fe	Ga	Hg	K	La	Mg
Unit Symbol	ppm	ppm	ppm	ppm	ppm	ppm	ppm	ppm	%	ppm	ppm	ppm	ppm	ppm	%	ppm	ppm	%	ppm	ppm	%	ppm	%
Lower Limit	0.2	0.5	1	5	1	1	2	2	0.01	2	10	10	0.5	2	0.01	1	1	0.01	10	1	0.01	10	0.01
Method Code	AR-ICP	AR-ICP	AR-ICP	AR-ICP	AR-ICP	AR-ICP	AR-ICP	AR-ICP	AR-ICP	AR-ICP	AR-ICP	AR-ICP	AR-ICP	AR-ICP	AR-ICP	AR-ICP	AR-ICP	AR-ICP	AR-ICP	AR-ICP	AR-ICP	AR-ICP	AR-ICP
L10600E-10500	< 0.2	0.7	42	30	< 1	11	14	15	0.34	< 2	< 10	55	< 0.5	< 2	0.35	1	9	0.39	< 10	< 1	0.03	21	0.04
L10600E-10512.5	< 0.2	0.7	28	21	< 1	10	17	15	0.62	< 2	< 10	37	< 0.5	< 2	1.13	2	8	0.35	< 10	< 1	0.04	84	0.09
L10600E-10525	< 0.2	0.7	30	20	< 1	12	20	19	0.55	< 2	< 10	40	< 0.5	< 2	0.97	2	8	0.32	< 10	< 1	0.04	74	0.08
L10600E-10537.5	< 0.2	1.3	27	20	< 1	14	40	23	0.35	2	< 10	63	< 0.5	< 2	0.53	2	6	0.28	< 10	< 1	0.04	26	0.06
L10600E-10550	< 0.2	1.0	26	23	< 1	11	31	20	0.44	2	< 10	51	< 0.5	< 2	0.87	2	5	0.35	< 10	< 1	0.04	45	0.07
L10600E-10562.5	< 0.2	0.8	30	22	< 1	12	27	20	0.40	< 2	< 10	46	< 0.5	< 2	0.88	2	9	0.38	< 10	< 1	0.04	40	0.08
L10600E-10575	< 0.2	0.8	26	25	< 1	14	27	17	0.50	< 2	< 10	41	< 0.5	< 2	1.16	3	6	0.45	< 10	< 1	0.04	53	0.10
L10600E-10587.5	< 0.2	0.7	36	28	< 1	14	22	14	0.64	2	< 10	36	< 0.5	< 2	1.07	2	10	0.43	< 10	< 1	0.04	74	0.11
L10600E-10600	< 0.2	0.6	32	40	1	12	22	16	0.67	< 2	< 10	38	< 0.5	< 2	1.06	3	12	0.54	< 10	< 1	0.04	68	0.14
L10600E-10612.5	< 0.2	0.8	25	25	< 1	10	24	15	0.57	2	< 10	41	< 0.5	< 2	1.16	2	6	0.40	< 10	< 1	0.04	64	0.10
L10600E-10625	< 0.2	0.9	28	23	< 1	11	20	13	0.51	< 2	< 10	55	< 0.5	< 2	0.70	2	6	0.38	< 10	< 1	0.03	55	0.07
L10600E-10637.5	< 0.2	0.7	40	26	< 1	10	14	11	0.72	< 2	< 10	45	< 0.5	< 2	0.73	2	11	0.37	< 10	< 1	0.03	91	0.09
L10600E-10650	< 0.2	0.8	27	25	< 1	10	19	13	0.39	< 2	< 10	51	< 0.5	< 2	0.74	2	8	0.42	< 10	< 1	0.03	24	0.07
L10600E-10662.5	< 0.2	0.8	24	40	< 1	10	24	16	0.48	< 2	< 10	48	< 0.5	< 2	0.78	3	7	0.43	< 10	< 1	0.04	42	0.09
L10600E-10675	< 0.2	0.9	28	30	< 1	10	17	14	0.52	< 2	< 10	56	< 0.5	< 2	0.78	2	7	0.43	< 10	< 1	0.03	53	0.08
L10600E-10687.5	< 0.2	0.8	31	31	< 1	11	20	15	0.55	< 2	< 10	46	< 0.5	< 2	0.90	2	9	0.39	< 10	< 1	0.04	59	0.08
L10600E-10700	< 0.2	0.9	22	32	< 1	10	22	15	0.35	< 2	< 10	58	< 0.5	< 2	0.57	2	5	0.42	< 10	< 1	0.04	18	0.06
L10600E-10712.5	< 0.2	0.6	66	22	1	12	10	9	1.17	< 2	< 10	34	0.8	< 2	1.42	3	12	0.35	< 10	< 1	0.04	200	0.12
L10600E-10725	< 0.2	0.8	18	36	< 1	10	38	26	0.21	< 2	< 10	56	< 0.5	< 2	0.24	1	4	0.28	< 10	< 1	0.05	< 10	0.04
L10600E-10737.5	< 0.2	1.3	21	34	< 1	16	66	35	0.20	4	< 10	97	< 0.5	< 2	0.30	1	4	0.19	< 10	< 1	0.06	< 10	0.04
L10600E-10750	< 0.2	1.2	15	36	< 1	14	49	34	0.19	5	< 10	86	< 0.5	< 2	0.34	< 1	3	0.18	< 10	< 1	0.07	< 10	0.04
L10600E-10762.5	< 0.2	1.2	21	41	< 1	13	56	33	0.23	6	< 10	100	< 0.5	< 2	0.36	1	5	0.22	< 10	< 1	0.07	< 10	0.05
L10600E-10775	< 0.2	0.8	18	38	< 1	15	71	30	0.26	4	< 10	107	< 0.5	< 2	0.20	1	5	0.32	< 10	< 1	0.08	< 10	0.04
L10600E-10787.5	< 0.2	0.7	19	38	< 1	13	44	22	0.30	< 2	< 10	89	< 0.5	< 2	0.18	1	10	0.37	< 10	< 1	0.06	< 10	0.04
L10600E-10800	< 0.2	0.5	15	38	< 1	8	27	15	0.38	2	< 10	75	< 0.5	< 2	0.17	1	8	0.52	< 10	< 1	0.05	< 10	0.05
L10600E-10812.5	< 0.2	1.1	28	30	< 1	18	94	31	0.29	8	< 10	113	< 0.5	< 2	0.30	< 1	5	0.27	< 10	< 1	0.06	< 10	0.04
L10600E-10825	< 0.2	1.0	20	44	< 1	11	38	26	0.24	2	< 10	60	< 0.5	< 2	0.24	1	4	0.32	< 10	< 1	0.05	< 10	0.04
L10600E-10837.5	< 0.2	1.4	21	21	< 1	13	59	40	0.20	2	< 10	81	< 0.5	< 2	0.27	1	4	0.21	< 10	< 1	0.06	< 10	0.04
L10600E-10850	< 0.2	1.3	21	19	< 1	15	62	41	0.20	2	< 10	80	< 0.5	< 2	0.25	1	6	0.20	< 10	< 1	0.05	< 10	0.04
L10600E-10862.5	< 0.2	1.0	19	23	< 1	9	26	21	0.21	3	< 10	82	< 0.5	< 2	0.34	1	3	0.32	< 10	< 1	0.04	< 10	0.03
L10600E-10875	< 0.2	1.0	25	23	< 1	11	20	17	0.25	< 2	< 10	97	< 0.5	< 2	0.37	2	6	0.41	< 10	< 1	0.04	< 10	0.03
L10600E-10887.5	< 0.2	1.0	19	25	< 1	11	23	19	0.22	< 2	< 10	78	< 0.5	< 2	0.30	1	3	0.34	< 10	< 1	0.03	< 10	0.03
L10600E-10900	< 0.2	0.8	19	29	< 1	10	23	22	0.23	2	< 10	77	< 0.5	< 2	0.32	1	5	0.35	< 10	< 1	0.04	< 10	0.03
L10600E-10912.5	< 0.2	1.1	21	30	< 1	11	29	22	0.24	< 2	< 10	78	< 0.5	< 2	0.30	2	4	0.34	< 10	< 1	0.04	< 10	0.03
L10600E-10925	< 0.2	0.9	18	29	< 1	15	47	26	0.20	3	< 10	60	< 0.5	< 2	0.29	1	5	0.25	< 10	< 1	0.05	< 10	0.04
L10600E-10937.5	< 0.2	0.7	14	26	< 1	12	38	26	0.17	< 2	< 10	50	< 0.5	< 2	0.28	1	3	0.22	< 10	< 1	0.05	< 10	0.04
L10600E-10950	< 0.2	0.8	17	36	< 1	13	39	28	0.20	2	< 10	51	< 0.5	< 2	0.25	1	5	0.27	< 10	< 1	0.05	< 10	0.04
L10400E-10500	0.2	0.8	21	13	1	14	15	8	0.36	< 2	< 10	32	< 0.5	< 2	2.45	4	5	0.40	< 10	< 1	0.02	18	0.12
L10400E-10512.5	0.2	0.9	23	13	1	14	17	9	0.35	2	< 10	33	< 0.5	< 2	2.34	4	6	0.39	< 10	< 1	0.03	17	0.11
L10400E-10525	0.2	0.8	20	13	1	14	16	8	0.35	< 2	< 10	32	< 0.5	< 2	2.23	4	4	0.40	< 10	< 1	0.03	17	0.11
L10400E-10537.5	< 0.2	0.7	21	13	< 1	13	16	8	0.37	< 2	< 10	32	< 0.5	< 2	2.49	4	5	0.41	< 10	< 1	0.03	20	0.12
L10400E-10550	< 0.2	0.8	22	12	1	13	14	9	0.35	< 2	< 10	32	< 0.5	< 2	2.56	4	6	0.40	< 10	< 1	0.02	18	0.12
L10400E-10562.5	0.3	0.8	22	12	2	14	16	7	0.38	2	< 10	34	< 0.5	< 2	2.57	4	5	0.43	< 10	< 1	0.03	20	0.12
L10400E-10575	0.2	0.7	20	11	1	13	15	8	0.32	< 2	< 10	30	< 0.5	< 2	2.18	3	5	0.35	< 10	< 1	0.03	15	0.11
L10400E-10587.5	< 0.2	0.8	21	13	< 1	14	16	7	0.38	< 2	< 10	32	< 0.5	< 2	2.41	4	5	0.42	< 10	< 1	0.03	20	0.12
L10400E-10600	< 0.2	0.8	21	12	1	14	15	7	0.36	< 2	< 10	32	< 0.5	< 2	2.29	4	5	0.40	< 10	< 1	0.02	17	0.11
L10400E-10612.5	0.2	0.8	22	12	2	16	13	6	0.36	< 2	< 10	32	< 0.5	< 2	2.47	4	5	0.42	< 10	< 1	0.03	21	0.11
L10400E-10625	< 0.2	0.8	21	12	1	16	16	7	0.36	< 2	< 10	32	< 0.5	< 2	2.26	4	5	0.40	< 10	< 1	0.03	17	0.11
L10400E-10637.5	0.2	0.8	22	12	2	17	15	8	0.36	2	< 10	32	< 0.5	< 2	2.43	4	5	0.41	< 10	< 1	0.02	19	0.11

Analyte Symbol	Ag	Cd	Cu	Mn	Mo	Ni	Pb	Zn	Al	As	B	Ba	Be	Bi	Ca	Co	Cr	Fe	Ga	Hg	K	La	Mg
Unit Symbol	ppm	ppm	ppm	ppm	ppm	ppm	ppm	ppm	%	ppm	ppm	ppm	ppm	ppm	%	ppm	ppm	%	ppm	ppm	%	ppm	%
Lower Limit	0.2	0.5	1	5	1	1	2	2	0.01	2	10	10	0.5	2	0.01	1	1	0.01	10	1	0.01	10	0.01
Method Code	AR-ICP	AR-ICP	AR-ICP	AR-ICP	AR-ICP	AR-ICP	AR-ICP	AR-ICP	AR-ICP	AR-ICP	AR-ICP	AR-ICP	AR-ICP	AR-ICP	AR-ICP	AR-ICP	AR-ICP	AR-ICP	AR-ICP	AR-ICP	AR-ICP	AR-ICP	AR-ICP
L10400E-10650	< 0.2	0.8	25	12	2	16	15	8	0.36	< 2	< 10	33	< 0.5	< 2	2.55	4	5	0.40	< 10	< 1	0.03	20	0.12
L10400E-10662.5	0.3	0.8	25	13	1	18	15	7	0.37	< 2	< 10	33	< 0.5	< 2	2.53	4	5	0.41	< 10	< 1	0.03	21	0.12
L10400E-10675	0.2	0.9	22	13	1	15	15	9	0.36	< 2	< 10	33	< 0.5	< 2	2.19	4	6	0.41	< 10	< 1	0.03	16	0.11
L10400E-10687.5	< 0.2	0.8	20	12	1	14	15	7	0.35	< 2	< 10	31	< 0.5	< 2	2.39	4	5	0.40	< 10	< 1	0.02	19	0.11
L10400E-10700	0.2	0.8	23	11	1	14	16	8	0.35	< 2	< 10	33	< 0.5	< 2	2.47	4	6	0.39	< 10	< 1	0.03	18	0.11
L10400E-10712.5	0.2	0.7	21	13	2	16	14	7	0.37	< 2	< 10	31	< 0.5	< 2	2.33	4	6	0.43	< 10	< 1	0.02	18	0.12
L10400E-10725	0.3	0.8	29	12	2	16	16	8	0.38	< 2	< 10	34	< 0.5	< 2	2.65	4	5	0.42	< 10	< 1	0.03	21	0.12
L10400E-10737.5	< 0.2	0.8	23	12	1	15	16	8	0.39	3	< 10	33	< 0.5	< 2	2.50	4	5	0.42	< 10	< 1	0.03	20	0.12
L10400E-10750	0.2	0.8	24	13	1	15	15	8	0.37	< 2	< 10	33	< 0.5	< 2	2.44	4	6	0.43	< 10	< 1	0.03	19	0.12
L10400E-10762.5	< 0.2	0.9	23	12	2	16	17	8	0.37	< 2	< 10	33	< 0.5	< 2	2.34	4	5	0.40	< 10	< 1	0.03	19	0.12
L10400E-10775	< 0.2	0.8	25	12	1	15	17	8	0.37	< 2	< 10	33	< 0.5	< 2	2.53	4	6	0.41	< 10	< 1	0.03	19	0.12
L10400E-10787.5	0.2	0.8	24	13	2	16	16	7	0.37	< 2	< 10	33	< 0.5	< 2	2.46	4	5	0.43	< 10	< 1	0.02	19	0.12
L10400E-10800	< 0.2	0.8	25	11	1	14	15	9	0.32	< 2	< 10	30	< 0.5	< 2	1.92	3	5	0.36	< 10	< 1	0.03	14	0.11
L10400E-10812.5	< 0.2	0.7	22	12	1	14	13	7	0.33	2	< 10	30	< 0.5	< 2	2.23	3	5	0.37	< 10	< 1	0.02	16	0.11
L10400E-10825	< 0.2	0.8	22	11	1	15	15	6	0.35	< 2	< 10	31	< 0.5	< 2	2.32	4	4	0.40	< 10	< 1	0.02	17	0.11
L10400E-10837.5	< 0.2	0.7	28	11	2	15	12	9	0.35	< 2	< 10	30	< 0.5	< 2	2.42	3	6	0.40	< 10	< 1	0.02	18	0.11
L10400E-10850	< 0.2	0.9	17	31	< 1	10	35	25	0.18	< 2	< 10	57	< 0.5	< 2	0.24	< 1	4	0.26	< 10	< 1	0.04	< 10	0.03
L10400E-10862.5	< 0.2	0.8	17	27	< 1	10	36	24	0.18	2	< 10	54	< 0.5	< 2	0.21	< 1	5	0.24	< 10	< 1	0.04	< 10	0.03
L10400E-10875	< 0.2	0.8	14	24	< 1	8	32	22	0.16	< 2	< 10	47	< 0.5	< 2	0.18	< 1	3	0.21	< 10	< 1	0.03	< 10	0.03
L10400E-10887.5	< 0.2	0.7	18	24	< 1	9	30	22	0.16	< 2	< 10	49	< 0.5	< 2	0.19	< 1	4	0.22	< 10	< 1	0.03	< 10	0.03
L10400E-10900	< 0.2	0.8	16	31	< 1	9	33	22	0.19	< 2	< 10	56	< 0.5	< 2	0.21	< 1	3	0.26	< 10	< 1	0.04	< 10	0.03
L10400E-10912.5	< 0.2	0.8	18	27	< 1	10	34	25	0.18	2	< 10	58	< 0.5	< 2	0.23	< 1	5	0.28	< 10	< 1	0.04	< 10	0.03
L10400E-10925	< 0.2	0.8	16	31	< 1	9	34	24	0.19	2	< 10	58	< 0.5	< 2	0.23	< 1	3	0.29	< 10	< 1	0.04	< 10	0.04
L10400E-10937.5	< 0.2	0.8	19	28	< 1	12	33	24	0.19	< 2	< 10	57	< 0.5	< 2	0.23	< 1	6	0.27	< 10	< 1	0.04	< 10	0.03
L10400E-10950	< 0.2	0.8	16	34	< 1	9	31	22	0.19	< 2	< 10	56	< 0.5	< 2	0.22	< 1	3	0.29	< 10	< 1	0.04	< 10	0.03
L10200E-10500	< 0.2	< 0.5	41	88	< 1	19	41	31	0.68	< 2	< 10	90	< 0.5	< 2	0.20	5	10	0.78	< 10	< 1	0.07	< 10	0.07
L10200E-10512.5	< 0.2	< 0.5	36	78	< 1	19	43	28	0.70	3	< 10	89	< 0.5	< 2	0.18	5	9	0.80	< 10	< 1	0.07	< 10	0.08
L10200E-10525	< 0.2	0.5	45	86	< 1	22	43	30	0.66	< 2	< 10	95	< 0.5	< 2	0.21	5	12	0.76	< 10	< 1	0.06	< 10	0.07
L10200E-10537.5	< 0.2	0.5	41	82	< 1	18	41	29	0.67	3	< 10	95	< 0.5	< 2	0.19	5	9	0.77	< 10	< 1	0.07	< 10	0.07
L10200E-10550	< 0.2	0.5	40	86	< 1	19	39	31	0.63	2	< 10	92	< 0.5	< 2	0.20	5	10	0.71	< 10	< 1	0.07	< 10	0.07
L10200E-10562.5	< 0.2	< 0.5	34	89	< 1	19	40	32	0.61	2	< 10	84	< 0.5	< 2	0.20	5	9	0.71	< 10	< 1	0.07	< 10	0.07
L10200E-10575	< 0.2	0.6	56	82	< 1	21	46	25	0.69	2	< 10	114	< 0.5	< 2	0.21	5	11	0.70	< 10	< 1	0.06	< 10	0.06
L10200E-10587.5	< 0.2	< 0.5	54	84	< 1	18	39	24	0.76	2	< 10	94	< 0.5	< 2	0.19	5	11	0.88	< 10	< 1	0.06	< 10	0.08
L10200E-10600	< 0.2	0.5	57	89	< 1	19	44	25	0.78	7	< 10	103	< 0.5	< 2	0.20	6	12	0.89	< 10	< 1	0.06	< 10	0.08
L10200E-10612.5	< 0.2	0.5	52	72	< 1	18	43	21	0.64	8	< 10	104	< 0.5	< 2	0.19	5	10	0.69	< 10	< 1	0.05	< 10	0.06
L10200E-10625	< 0.2	0.6	56	77	< 1	19	45	21	0.70	6	< 10	105	< 0.5	< 2	0.19	5	10	0.76	< 10	< 1	0.06	< 10	0.06
L10200E-10637.5	< 0.2	0.5	55	65	< 1	21	43	25	0.71	7	< 10	104	< 0.5	< 2	0.18	5	11	0.71	< 10	< 1	0.06	< 10	0.06
L10200E-10650	< 0.2	< 0.5	50	73	< 1	19	45	22	0.70	6	< 10	105	< 0.5	< 2	0.19	5	11	0.75	< 10	< 1	0.06	< 10	0.07
L10200E-10662.5	< 0.2	0.5	62	75	< 1	21	46	24	0.73	6	< 10	113	< 0.5	< 2	0.20	5	12	0.76	< 10	< 1	0.06	< 10	0.07
L10200E-10675	< 0.2	0.7	53	88	< 1	18	54	24	0.53	6	< 10	134	< 0.5	< 2	0.25	4	10	0.60	< 10	< 1	0.06	< 10	0.06
L10200E-10687.5	< 0.2	0.8	52	92	< 1	19	67	21	0.48	7	< 10	149	< 0.5	< 2	0.27	3	8	0.54	< 10	< 1	0.05	< 10	0.05
L10200E-10700	< 0.2	0.7	52	91	< 1	19	60	25	0.45	7	< 10	136	< 0.5	< 2	0.26	3	10	0.52	< 10	< 1	0.06	< 10	0.05
L10200E-10712.5	< 0.2	0.8	53	84	< 1	18	55	23	0.51	5	< 10	143	< 0.5	< 2	0.26	4	11	0.58	< 10	< 1	0.06	< 10	0.05
L10200E-10725	< 0.2	0.5	51	82	< 1	18	42	23	0.68	6	< 10	104	< 0.5	< 2	0.18	5	11	0.82	< 10	< 1	0.06	< 10	0.07
L10200E-10737.5	< 0.2	0.6	54	86	< 1	19	46	25	0.59	3	< 10	109	< 0.5	< 2	0.20	4	11	0.70	< 10	< 1	0.06	< 10	0.06
L10200E-10750	< 0.2	0.6	49	86	< 1	20	47	24	0.66	3	< 10	109	< 0.5	< 2	0.20	5	11	0.77	< 10	< 1	0.06	< 10	0.07
L10200E-10762.5	< 0.2	0.5	52	75	< 1	20	43	24	0.64	2	< 10	106	< 0.5	< 2	0.18	5	11	0.71	< 10	< 1	0.06	< 10	0.06
L10200E-10775	< 0.2	0.6	45	90	< 1	21	51	22	0.55	3	< 10	117	< 0.5	< 2	0.21	4	10	0.68	< 10	< 1	0.06	< 10	0.07
L10200E-10787.5	< 0.2	< 0.5	46	61	< 1	17	33	22	0.66	2	< 10	80	< 0.5	< 2	0.16	5	10	0.72	< 10	< 1	0.05	< 10	0.06
L10200E-10800	< 0.2	< 0.5	45	63	< 1	18	32	23	0.70	3	< 10	85	< 0.5	< 2	0.18	5	10	0.78	< 10	< 1	0.06	< 10	0.07

Analyte Symbol	Ag	Cd	Cu	Mn	Mo	Ni	Pb	Zn	Al	As	B	Ba	Be	Bi	Ca	Co	Cr	Fe	Ga	Hg	K	La	Mg
Unit Symbol	ppm	ppm	ppm	ppm	ppm	ppm	ppm	ppm	%	ppm	ppm	ppm	ppm	ppm	%	ppm	ppm	%	ppm	ppm	%	ppm	%
Lower Limit	0.2	0.5	1	5	1	1	2	2	0.01	2	10	10	0.5	2	0.01	1	1	0.01	10	1	0.01	10	0.01
Method Code	AR-ICP	AR-ICP	AR-ICP	AR-ICP	AR-ICP	AR-ICP	AR-ICP	AR-ICP	AR-ICP	AR-ICP	AR-ICP	AR-ICP	AR-ICP	AR-ICP	AR-ICP	AR-ICP	AR-ICP	AR-ICP	AR-ICP	AR-ICP	AR-ICP	AR-ICP	AR-ICP
L10200E-10812.5	< 0.2	< 0.5	44	55	< 1	16	27	22	0.61	3	< 10	76	< 0.5	< 2	0.17	4	11	0.70	< 10	< 1	0.05	< 10	0.06
L10200E-10825	< 0.2	< 0.5	51	54	< 1	18	27	23	0.64	3	< 10	78	< 0.5	< 2	0.16	4	12	0.74	< 10	< 1	0.06	< 10	0.06
L10200E-10837.5	< 0.2	< 0.5	47	71	< 1	18	39	25	0.70	3	< 10	95	< 0.5	< 2	0.17	5	11	0.73	< 10	< 1	0.06	< 10	0.06
L10200E-10850	< 0.2	< 0.5	47	65	< 1	18	40	23	0.73	3	< 10	93	< 0.5	< 2	0.16	5	10	0.74	< 10	< 1	0.06	< 10	0.06
L10200E-10862.5	< 0.2	< 0.5	52	58	< 1	17	38	23	0.78	2	< 10	82	< 0.5	< 2	0.13	6	11	0.85	< 10	< 1	0.05	< 10	0.06
L10200E-10875	< 0.2	< 0.5	36	65	< 1	17	44	25	0.57	3	< 10	99	< 0.5	< 2	0.18	4	8	0.57	< 10	< 1	0.06	< 10	0.05
L10200E-10887.5	< 0.2	< 0.5	44	58	< 1	18	41	24	0.64	3	< 10	87	< 0.5	< 2	0.15	5	10	0.63	< 10	< 1	0.06	< 10	0.06
L10200E-10900	< 0.2	< 0.5	42	60	< 1	16	39	23	0.65	2	< 10	82	< 0.5	< 2	0.16	5	9	0.66	< 10	< 1	0.06	< 10	0.07
L10200E-10912.5	< 0.2	< 0.5	49	63	< 1	17	40	24	0.71	3	< 10	88	< 0.5	< 2	0.15	5	10	0.72	< 10	< 1	0.06	< 10	0.06
L10200E-10925	< 0.2	< 0.5	43	70	< 1	15	39	22	0.56	2	< 10	86	< 0.5	< 2	0.17	4	9	0.58	< 10	< 1	0.05	< 10	0.05
L10200E-10937.5	< 0.2	< 0.5	46	66	< 1	17	38	25	0.65	3	< 10	93	< 0.5	< 2	0.18	5	9	0.65	< 10	< 1	0.06	< 10	0.06
L10200E-10950	< 0.2	< 0.5	41	60	< 1	18	41	27	0.61	2	< 10	92	< 0.5	< 2	0.17	4	10	0.62	< 10	< 1	0.06	< 10	0.06
L10000E-10500	< 0.2	0.6	20	326	4	11	51	22	0.44	3	< 10	62	< 0.5	< 2	0.96	5	10	0.60	< 10	< 1	0.05	17	0.10
L10000E-10512.5	< 0.2	0.8	22	55	3	13	62	22	0.38	< 2	< 10	80	< 0.5	< 2	0.44	2	12	0.48	< 10	< 1	0.06	< 10	0.06
L10000E-10525	< 0.2	0.8	19	55	2	9	54	18	0.34	2	< 10	70	< 0.5	< 2	0.39	1	7	0.45	< 10	< 1	0.05	< 10	0.05
L10000E-10537.5	< 0.2	1.2	25	56	< 1	15	78	32	0.45	< 2	< 10	187	< 0.5	< 2	0.17	1	12	0.51	< 10	< 1	0.07	< 10	0.05
L10000E-10550	< 0.2	1.1	18	50	< 1	12	71	26	0.41	< 2	< 10	162	< 0.5	< 2	0.15	1	9	0.47	< 10	< 1	0.06	< 10	0.05
L10000E-10562.5	< 0.2	1.2	20	51	< 1	13	76	28	0.43	2	< 10	167	< 0.5	< 2	0.16	1	10	0.47	< 10	< 1	0.06	< 10	0.05
L10000E-10575	< 0.2	0.6	24	60	< 1	18	76	16	0.57	2	< 10	152	< 0.5	< 2	0.51	4	5	0.46	< 10	< 1	0.06	< 10	0.05
L10000E-10587.5	0.2	0.6	27	64	< 1	20	73	19	0.58	< 2	< 10	141	< 0.5	< 2	0.52	4	8	0.47	< 10	< 1	0.07	< 10	0.05
L10000E-10600	< 0.2	0.6	23	63	< 1	19	75	17	0.58	< 2	< 10	152	< 0.5	< 2	0.51	4	6	0.47	< 10	< 1	0.07	< 10	0.05
L10000E-10612.5	0.2	0.5	40	59	< 1	20	71	20	0.55	3	< 10	160	< 0.5	< 2	0.50	3	8	0.45	< 10	< 1	0.06	< 10	0.05
L10000E-10625	0.3	0.7	13	91	< 1	14	86	22	0.28	< 2	< 10	163	< 0.5	< 2	0.43	2	7	0.34	< 10	< 1	0.06	< 10	0.05
L10000E-10637.5	0.2	0.7	21	99	1	18	90	27	0.30	< 2	< 10	177	< 0.5	< 2	0.47	2	12	0.37	< 10	< 1	0.06	< 10	0.06
L10000E-10650	0.2	0.8	15	110	1	16	91	25	0.30	2	< 10	174	< 0.5	< 2	0.48	2	8	0.37	< 10	< 1	0.06	< 10	0.06
L10000E-10662.5	< 0.2	< 0.5	11	61	< 1	11	57	9	0.29	< 2	< 10	114	< 0.5	< 2	0.45	2	9	0.31	< 10	< 1	0.05	< 10	0.04
L10000E-10675	< 0.2	0.7	26	95	< 1	24	76	33	0.30	5	< 10	181	< 0.5	< 2	0.47	2	7	0.36	< 10	1	0.09	< 10	0.05
L10000E-10687.5	< 0.2	0.5	23	158	< 1	12	44	41	0.54	4	< 10	88	< 0.5	< 2	0.34	2	7	1.12	< 10	< 1	0.08	< 10	0.07
L10000E-10700	< 0.2	< 0.5	24	154	< 1	13	43	41	0.53	5	< 10	89	< 0.5	< 2	0.33	2	9	1.09	< 10	< 1	0.08	< 10	0.07
L10000E-10712.5	< 0.2	< 0.5	25	137	< 1	13	38	38	0.46	4	< 10	74	< 0.5	< 2	0.29	2	10	0.97	< 10	< 1	0.07	< 10	0.06
L10000E-10725	< 0.2	< 0.5	26	157	< 1	12	44	41	0.52	4	< 10	87	< 0.5	< 2	0.34	2	7	1.10	< 10	< 1	0.08	< 10	0.07
L10000E-10737.5	< 0.2	< 0.5	26	163	< 1	13	44	42	0.52	4	< 10	86	< 0.5	< 2	0.33	2	9	1.10	< 10	< 1	0.08	< 10	0.07
L10000E-10750	< 0.2	0.9	26	4620	3	18	43	36	0.96	29	< 10	97	< 0.5	< 2	0.63	64	28	2.51	< 10	< 1	0.08	12	0.18
L10000E-10762.5	0.2	1.0	27	4390	3	20	45	35	0.92	28	< 10	90	< 0.5	< 2	0.64	63	30	2.39	< 10	< 1	0.07	11	0.17
L10000E-10775	0.2	0.7	69	1680	1	19	23	16	1.56	60	< 10	74	0.7	< 2	2.46	14	24	1.18	< 10	< 1	0.04	80	0.11
L10000E-10787.5	< 0.2	0.6	24	48	1	12	59	16	0.22	3	< 10	152	< 0.5	< 2	0.46	1	9	0.24	< 10	< 1	0.05	< 10	0.04
L10000E-10800	< 0.2	0.6	11	35	< 1	9	57	12	0.23	3	< 10	153	< 0.5	< 2	0.44	< 1	5	0.24	< 10	< 1	0.05	< 10	0.04
L10000E-10812.5	< 0.2	0.6	21	31	1	11	59	14	0.21	4	< 10	160	< 0.5	< 2	0.45	< 1	8	0.22	< 10	< 1	0.05	< 10	0.03
L10000E-10825	< 0.2	0.6	11	31	< 1	9	57	12	0.21	3	< 10	152	< 0.5	< 2	0.43	< 1	5	0.22	< 10	< 1	0.05	< 10	0.03
L10000E-10837.5	0.2	0.7	29	30	1	12	59	16	0.23	3	< 10	165	< 0.5	< 2	0.46	< 1	8	0.23	< 10	< 1	0.05	< 10	0.04
L10000E-10850	0.2	0.7	15	32	1	11	64	15	0.24	4	< 10	179	< 0.5	< 2	0.49	< 1	7	0.25	< 10	< 1	0.05	< 10	0.04
L10000E-10862.5	< 0.2	0.7	12	32	< 1	10	59	14	0.23	3	< 10	159	< 0.5	< 2	0.45	< 1	5	0.24	< 10	< 1	0.05	< 10	0.04
L10000E-10875	0.3	0.6	19	220	1	23	119	47	0.37	4	< 10	228	< 0.5	< 2	0.46	2	10	0.47	< 10	< 1	0.09	< 10	0.06
L10000E-10887.5	< 0.2	0.6	12	234	1	20	120	43	0.35	4	< 10	224	< 0.5	< 2	0.46	2	7	0.46	< 10	< 1	0.09	< 10	0.06
L10000E-10900	< 0.2	0.6	11	40	< 1	13	76	19	0.23	8	< 10	173	< 0.5	< 2	0.45	1	5	0.27	< 10	< 1	0.07	< 10	0.04
L10000E-10912.5	< 0.2	0.6	15	42	1	13	77	19	0.23	7	< 10	183	< 0.5	< 2	0.46	< 1	6	0.27	< 10	< 1	0.07	< 10	0.04
L10000E-10925	< 0.2	< 0.5	10	180	1	20	112	40	0.34	7	< 10	230	< 0.5	< 2	0.44	2	7	0.45	< 10	< 1	0.09	< 10	0.06
L10000E-10937.5	< 0.2	1.9	33	128	< 1	25	84	25	0.26	6	< 10	556	< 0.5	< 2	0.48	4	13	0.34	< 10	< 1	0.05	< 10	0.05
L10000E-10950	0.2	1.7	27	136	< 1	21	84	27	0.28	6	< 10	500	< 0.5	< 2	0.44	4	10	0.42	< 10	< 1	0.05	< 10	0.06
L9800E-10500	< 0.2	0.5	18	302	2	13	47	35	0.33	7	< 10	73	< 0.5	< 2	0.88	3	9	0.57	< 10	< 1	0.08	< 10	0.10

Analyte Symbol	Ag	Cd	Cu	Mn	Mo	Ni	Pb	Zn	Al	As	B	Ba	Be	Bi	Ca	Co	Cr	Fe	Ga	Hg	K	La	Mg
Unit Symbol	ppm	ppm	ppm	ppm	ppm	ppm	ppm	ppm	%	ppm	ppm	ppm	ppm	ppm	%	ppm	ppm	%	ppm	ppm	%	ppm	%
Lower Limit	0.2	0.5	1	5	1	1	2	2	0.01	2	10	10	0.5	2	0.01	1	1	0.01	10	1	0.01	10	0.01
Method Code	AR-ICP	AR-ICP	AR-ICP	AR-ICP	AR-ICP	AR-ICP	AR-ICP	AR-ICP	AR-ICP	AR-ICP	AR-ICP	AR-ICP	AR-ICP	AR-ICP	AR-ICP	AR-ICP	AR-ICP	AR-ICP	AR-ICP	AR-ICP	AR-ICP	AR-ICP	AR-ICP
L9800E-10512.5	< 0.2	0.6	22	276	2	14	49	37	0.31	7	< 10	75	< 0.5	< 2	0.88	3	8	0.54	< 10	< 1	0.08	< 10	0.10
L9800E-10525	< 0.2	0.6	13	281	2	13	48	41	0.33	7	< 10	76	< 0.5	< 2	0.84	3	7	0.52	< 10	< 1	0.08	< 10	0.09
L9800E-10537.5	< 0.2	0.5	21	276	2	14	47	39	0.31	7	< 10	77	< 0.5	< 2	0.85	3	9	0.53	< 10	< 1	0.08	< 10	0.10
L9800E-10550	< 0.2	0.5	13	297	2	12	47	33	0.33	6	< 10	70	< 0.5	< 2	0.87	3	6	0.57	< 10	< 1	0.08	< 10	0.09
L9800E-10562.5	0.3	< 0.5	13	176	< 1	14	45	19	0.23	5	< 10	134	< 0.5	< 2	0.56	2	8	0.33	< 10	< 1	0.07	< 10	0.06
L9800E-10575	< 0.2	< 0.5	9	192	< 1	14	47	21	0.24	2	< 10	133	< 0.5	< 2	0.60	2	7	0.35	< 10	< 1	0.08	< 10	0.06
L9800E-10587.5	0.3	< 0.5	18	125	< 1	17	65	32	0.30	< 2	< 10	143	< 0.5	< 2	0.58	3	7	0.32	< 10	< 1	0.08	< 10	0.06
L9800E-10600	0.2	< 0.5	11	119	< 1	16	68	32	0.31	< 2	< 10	143	< 0.5	< 2	0.58	3	6	0.34	< 10	< 1	0.08	< 10	0.06
L9800E-10612.5	0.3	0.9	35	2840	1	24	44	19	1.65	3	< 10	108	0.7	< 2	2.06	11	24	1.04	< 10	< 1	0.06	39	0.13
L9800E-10625	0.3	0.9	31	2800	2	22	46	18	1.73	3	< 10	110	0.7	< 2	2.07	10	25	1.10	< 10	< 1	0.07	41	0.14
L9800E-10637.5	0.2	0.9	33	2830	1	24	42	18	1.69	2	< 10	109	0.7	< 2	2.09	11	25	1.06	< 10	< 1	0.06	41	0.14
L9800E-10650	0.2	0.9	32	3190	2	24	51	20	1.77	< 2	< 10	119	0.7	< 2	2.11	12	26	1.15	< 10	< 1	0.07	42	0.15
L9800E-10662.5	0.3	0.9	30	2840	1	24	42	19	1.69	3	< 10	109	0.7	< 2	2.07	11	25	1.08	< 10	< 1	0.07	41	0.14
L9800E-10675	0.2	0.9	42	2960	1	23	43	20	1.69	3	< 10	107	0.7	< 2	2.11	12	25	1.07	< 10	< 1	0.07	40	0.13
L9800E-10687.5	0.2	0.9	29	2600	1	22	43	20	1.64	3	< 10	103	0.7	< 2	1.96	10	24	1.05	< 10	< 1	0.06	39	0.14
L9800E-10700	0.3	0.9	34	2690	1	22	44	19	1.71	4	< 10	108	0.7	< 2	2.12	11	25	1.09	< 10	< 1	0.07	41	0.14
L9800E-10712.5	< 0.2	0.9	31	2680	1	22	43	19	1.71	3	< 10	108	0.7	< 2	2.06	11	25	1.08	< 10	< 1	0.07	40	0.14
L9800E-10725	< 0.2	< 0.5	22	118	< 1	25	51	47	0.47	3	< 10	97	< 0.5	< 2	0.41	4	6	0.45	< 10	< 1	0.07	< 10	0.06
L9800E-10737.5	< 0.2	0.5	17	122	1	27	53	61	0.51	2	< 10	96	< 0.5	< 2	0.42	5	7	0.49	< 10	< 1	0.07	< 10	0.06
L9800E-10750	0.2	< 0.5	26	314	< 1	17	48	35	0.70	3	< 10	88	< 0.5	< 2	0.26	9	11	0.75	< 10	< 1	0.07	< 10	0.08
L9800E-10762.5	< 0.2	< 0.5	13	321	< 1	17	45	31	0.71	4	< 10	82	< 0.5	< 2	0.24	11	12	0.75	< 10	< 1	0.07	< 10	0.09
L9800E-10775	< 0.2	1.6	36	1410	1	22	32	26	0.71	< 2	< 10	116	< 0.5	< 2	2.17	9	10	0.70	< 10	< 1	0.05	21	0.08
L9800E-10787.5	< 0.2	1.5	22	1340	< 1	21	31	22	0.66	2	< 10	110	< 0.5	< 2	2.07	8	8	0.66	< 10	< 1	0.05	20	0.08
L9800E-10800	0.3	1.8	30	1680	< 1	23	33	25	0.71	< 2	< 10	120	< 0.5	< 2	2.21	10	8	0.72	< 10	< 1	0.05	21	0.08
L9800E-10812.5	< 0.2	1.5	23	1310	< 1	21	31	23	0.66	< 2	< 10	110	< 0.5	< 2	2.07	8	8	0.67	< 10	< 1	0.05	18	0.08
L9800E-10825	< 0.2	1.6	30	1570	1	23	33	92	0.69	2	< 10	115	< 0.5	< 2	2.15	10	8	0.69	< 10	< 1	0.05	20	0.08
L9800E-10837.5	0.2	1.6	23	1360	< 1	21	31	24	0.66	< 2	< 10	115	< 0.5	< 2	2.16	8	8	0.66	< 10	< 1	0.05	20	0.08
L9800E-10850	0.2	1.5	25	1320	1	21	29	22	0.65	3	< 10	107	< 0.5	< 2	2.02	8	8	0.64	< 10	< 1	0.05	19	0.08
L9800E-10862.5	0.2	1.6	33	1330	< 1	22	32	25	0.68	3	< 10	112	< 0.5	< 2	2.16	8	8	0.67	< 10	< 1	0.06	20	0.08
L9800E-10875	0.2	1.7	25	1520	< 1	24	32	25	0.72	< 2	< 10	121	< 0.5	< 2	2.25	9	9	0.74	< 10	< 1	0.06	21	0.09
L9800E-10887.5	0.3	< 0.5	21	118	< 1	18	52	35	0.27	< 2	< 10	142	< 0.5	< 2	0.40	1	7	0.33	< 10	< 1	0.11	< 10	0.06
L9800E-10900	< 0.2	0.6	13	161	< 1	16	70	27	0.35	< 2	< 10	180	< 0.5	< 2	0.45	3	9	0.49	< 10	< 1	0.07	< 10	0.09
L9800E-10912.5	0.2	< 0.5	20	114	< 1	18	51	35	0.27	< 2	< 10	152	< 0.5	< 2	0.39	1	6	0.34	< 10	< 1	0.11	< 10	0.06
L9800E-10925	< 0.2	0.6	11	179	1	16	69	29	0.34	2	< 10	163	< 0.5	< 2	0.44	3	11	0.47	< 10	< 1	0.07	< 10	0.07
L9800E-10937.5	< 0.2	0.7	35	179	1	19	73	33	0.36	3	< 10	205	< 0.5	< 2	0.46	3	13	0.49	< 10	< 1	0.08	< 10	0.08
L9800E-10950	0.2	0.7	18	171	1	18	72	29	0.34	2	< 10	194	< 0.5	< 2	0.44	3	11	0.47	< 10	< 1	0.08	< 10	0.07
L9600E-10500	< 0.2	0.6	67	84	< 1	18	43	28	0.86	3	< 10	103	< 0.5	< 2	0.21	5	14	0.95	< 10	< 1	0.07	< 10	0.09
L9600E-10512.5	< 0.2	0.7	61	74	< 1	15	32	23	0.77	3	< 10	88	< 0.5	< 2	0.20	4	15	0.89	< 10	< 1	0.06	< 10	0.09
L9600E-10525	< 0.2	0.6	78	76	< 1	16	37	26	0.93	3	< 10	85	< 0.5	< 2	0.17	5	16	1.10	< 10	< 1	0.06	< 10	0.09
L9600E-10537.5	< 0.2	0.6	46	90	< 1	16	39	27	0.69	3	< 10	96	< 0.5	< 2	0.24	4	12	0.78	< 10	< 1	0.06	< 10	0.08
L9600E-10550	< 0.2	0.8	60	90	< 1	18	41	32	0.82	3	< 10	96	< 0.5	< 2	0.21	5	14	0.96	< 10	< 1	0.07	< 10	0.08
L9600E-10562.5	< 0.2	0.7	43	79	< 1	22	43	32	0.71	2	< 10	97	< 0.5	< 2	0.21	5	11	0.80	< 10	< 1	0.07	< 10	0.07
L9600E-10575	< 0.2	0.7	63	73	< 1	22	40	38	0.83	3	< 10	83	< 0.5	< 2	0.17	5	12	0.97	< 10	< 1	0.08	< 10	0.07
L9600E-10587.5	< 0.2	0.6	52	62	< 1	18	40	29	0.89	3	< 10	77	< 0.5	< 2	0.15	5	13	1.05	< 10	< 1	0.08	< 10	0.07
L9600E-10600	< 0.2	0.6	55	56	< 1	17	35	32	0.82	3	< 10	71	< 0.5	< 2	0.14	5	11	0.98	< 10	< 1	0.07	< 10	0.06
L9600E-10612.5	< 0.2	0.6	44	52	< 1	22	38	33	0.93	4	< 10	81	< 0.5	< 2	0.13	6	10	1.05	< 10	< 1	0.09	< 10	0.06
L9600E-10625	< 0.2	< 0.5	56	78	< 1	18	39	29	0.74	3	< 10	101	< 0.5	< 2	0.20	5	12	0.80	< 10	< 1	0.07	< 10	0.08
L9600E-10637.5	< 0.2	< 0.5	55	77	< 1	18	37	28	0.68	2	< 10	100	< 0.5	< 2	0.20	5	11	0.73	< 10	< 1	0.07	< 10	0.08
L9600E-10650	< 0.2	< 0.5	48	77	< 1	18	41	26	0.71	3	< 10	103	< 0.5	< 2	0.19	5	11	0.73	< 10	< 1	0.07	< 10	0.08
L9600E-10662.5	< 0.2	0.5	47	76	< 1	16	40	25	0.70	< 2	< 10	89	< 0.5	< 2	0.19	5	11	0.76	< 10	< 1	0.07	< 10	0.08

Analyte Symbol	Ag	Cd	Cu	Mn	Mo	Ni	Pb	Zn	Al	As	B	Ba	Be	Bi	Ca	Co	Cr	Fe	Ga	Hg	K	La	Mg
Unit Symbol	ppm	ppm	ppm	ppm	ppm	ppm	ppm	ppm	%	ppm	ppm	ppm	ppm	ppm	%	ppm	ppm	%	ppm	ppm	%	ppm	%
Lower Limit	0.2	0.5	1	5	1	1	2	2	0.01	2	10	10	0.5	2	0.01	1	1	0.01	10	1	0.01	10	0.01
Method Code	AR-ICP	AR-ICP	AR-ICP	AR-ICP	AR-ICP	AR-ICP	AR-ICP	AR-ICP	AR-ICP	AR-ICP	AR-ICP	AR-ICP	AR-ICP	AR-ICP	AR-ICP	AR-ICP	AR-ICP	AR-ICP	AR-ICP	AR-ICP	AR-ICP	AR-ICP	AR-ICP
L9600E-10675	< 0.2	0.5	60	90	< 1	16	46	29	0.74	< 2	< 10	98	< 0.5	< 2	0.20	5	12	0.76	< 10	< 1	0.07	< 10	0.08
L9600E-10687.5	< 0.2	0.6	57	75	< 1	18	39	26	0.77	3	< 10	93	< 0.5	< 2	0.19	6	13	0.84	< 10	< 1	0.07	< 10	0.09
L9600E-10700	< 0.2	0.5	52	97	< 1	21	46	32	0.76	< 2	< 10	103	< 0.5	< 2	0.21	5	12	0.86	< 10	< 1	0.07	< 10	0.08
L9600E-10712.5	< 0.2	0.5	46	84	< 1	22	44	32	0.64	2	< 10	104	< 0.5	< 2	0.22	5	10	0.71	< 10	< 1	0.07	< 10	0.06
L9600E-10725	< 0.2	0.6	54	89	< 1	20	47	30	0.80	2	< 10	102	< 0.5	< 2	0.21	5	11	0.91	< 10	< 1	0.07	< 10	0.08
L9600E-10737.5	< 0.2	0.6	56	87	< 1	20	46	32	0.67	2	< 10	102	< 0.5	< 2	0.21	5	10	0.72	< 10	< 1	0.07	< 10	0.06
L9600E-10750	< 0.2	0.7	51	91	< 1	15	43	35	0.83	3	< 10	75	< 0.5	< 2	0.19	4	14	1.06	< 10	< 1	0.08	< 10	0.09
L9600E-10762.5	< 0.2	0.6	63	86	< 1	19	39	27	0.74	2	< 10	99	< 0.5	< 2	0.22	5	13	0.83	< 10	< 1	0.06	< 10	0.09
L9600E-10775	< 0.2	0.6	55	88	< 1	17	42	26	0.84	2	< 10	97	< 0.5	< 2	0.21	5	14	0.98	< 10	< 1	0.06	< 10	0.08
L9600E-10787.5	< 0.2	0.7	77	83	< 1	19	42	27	0.91	3	< 10	97	< 0.5	< 2	0.19	5	15	1.05	< 10	< 1	0.06	< 10	0.08
L9600E-10800	< 0.2	0.6	59	81	< 1	20	39	31	0.76	< 2	< 10	98	< 0.5	< 2	0.21	5	13	0.85	< 10	< 1	0.06	< 10	0.07
L9600E-10812.5	< 0.2	0.6	63	84	< 1	18	42	29	0.77	3	< 10	102	< 0.5	< 2	0.22	5	12	0.85	< 10	< 1	0.06	< 10	0.08
L9600E-10825	< 0.2	< 0.5	55	72	< 1	18	46	30	0.97	< 2	< 10	96	< 0.5	< 2	0.16	6	13	0.96	< 10	< 1	0.07	< 10	0.10
L9600E-10837.5	< 0.2	< 0.5	54	56	< 1	23	51	33	0.94	3	< 10	83	< 0.5	< 2	0.13	6	12	0.93	< 10	< 1	0.07	< 10	0.08
L9600E-10850	< 0.2	0.5	58	69	< 1	19	49	29	0.87	3	< 10	94	< 0.5	< 2	0.16	6	12	0.88	< 10	< 1	0.07	< 10	0.09
L9600E-10862.5	< 0.2	< 0.5	50	76	< 1	17	43	29	0.82	3	< 10	89	< 0.5	< 2	0.17	5	12	0.84	< 10	< 1	0.06	< 10	0.09
L9600E-10875	< 0.2	< 0.5	50	66	1	21	51	39	0.95	3	< 10	76	< 0.5	< 2	0.12	6	13	0.95	< 10	< 1	0.08	< 10	0.09
L9600E-10887.5	< 0.2	0.7	56	87	1	19	47	38	0.91	3	< 10	86	< 0.5	< 2	0.18	5	16	1.07	< 10	< 1	0.08	< 10	0.10
L9600E-10900	< 0.2	0.6	49	82	< 1	13	43	31	0.87	2	< 10	75	< 0.5	< 2	0.16	5	13	1.03	< 10	< 1	0.07	< 10	0.10
L9600E-10912.5	< 0.2	0.7	62	92	1	16	46	35	0.95	3	< 10	81	< 0.5	< 2	0.17	5	15	1.13	< 10	< 1	0.08	< 10	0.10
L9600E-10925	< 0.2	< 0.5	41	72	< 1	16	44	30	0.77	< 2	< 10	78	< 0.5	< 2	0.15	5	10	0.81	< 10	< 1	0.07	< 10	0.08
L9600E-10937.5	< 0.2	< 0.5	59	84	1	18	44	40	0.94	3	< 10	84	< 0.5	< 2	0.17	5	15	0.96	< 10	< 1	0.07	< 10	0.10
L9600E-10950	< 0.2	< 0.5	56	66	1	20	50	36	0.99	3	< 10	79	< 0.5	< 2	0.12	6	14	1.00	< 10	< 1	0.08	< 10	0.09
L9400E-10500	< 0.2	0.7	53	98	< 1	17	34	28	0.68	3	< 10	110	< 0.5	< 2	0.23	4	12	0.76	< 10	< 1	0.07	< 10	0.07
L9400E-10512.5	< 0.2	< 0.5	58	45	< 1	19	40	24	0.93	3	< 10	86	< 0.5	< 2	0.12	6	12	0.85	< 10	< 1	0.07	< 10	0.07
L9400E-10525	< 0.2	< 0.5	50	46	< 1	17	38	23	0.83	< 2	< 10	75	< 0.5	< 2	0.11	6	10	0.78	< 10	< 1	0.06	< 10	0.06
L9400E-10537.5	< 0.2	< 0.5	57	44	< 1	16	31	21	0.87	3	< 10	77	< 0.5	< 2	0.13	5	12	0.82	< 10	< 1	0.06	< 10	0.08
L9400E-10550	< 0.2	< 0.5	60	50	< 1	20	39	25	0.92	< 2	< 10	80	< 0.5	< 2	0.12	6	13	0.88	< 10	< 1	0.07	< 10	0.08
L9400E-10562.5	< 0.2	< 0.5	37	45	< 1	15	31	20	0.74	< 2	< 10	65	< 0.5	< 2	0.12	5	9	0.70	< 10	< 1	0.06	< 10	0.07
L9400E-10575	< 0.2	< 0.5	37	44	< 1	22	37	25	0.76	3	< 10	76	< 0.5	< 2	0.12	6	9	0.69	< 10	< 1	0.07	< 10	0.06
L9400E-10587.5	< 0.2	< 0.5	45	38	< 1	17	36	25	0.92	4	< 10	63	< 0.5	< 2	0.10	6	11	0.91	< 10	< 1	0.07	< 10	0.07
L9400E-10600	< 0.2	< 0.5	39	33	< 1	16	36	26	0.81	2	< 10	58	< 0.5	< 2	0.08	5	10	0.80	< 10	< 1	0.07	< 10	0.06
L9400E-10612.5	< 0.2	< 0.5	29	25	< 1	13	35	17	0.62	4	< 10	53	< 0.5	< 2	0.07	5	7	0.64	< 10	< 1	0.05	< 10	0.04
L9400E-10625	< 0.2	< 0.5	29	19	< 1	13	33	18	0.63	3	< 10	52	< 0.5	< 2	0.06	5	6	0.63	< 10	< 1	0.06	< 10	0.03
L9400E-10637.5	< 0.2	< 0.5	43	74	< 1	22	70	33	0.61	< 2	< 10	95	< 0.5	< 2	0.14	6	10	0.64	< 10	< 1	0.06	< 10	0.06
L9400E-10650	0.3	< 0.5	34	77	< 1	22	51	37	0.63	< 2	< 10	83	< 0.5	< 2	0.16	6	10	0.71	< 10	< 1	0.06	< 10	0.07
L9400E-10662.5	< 0.2	< 0.5	42	60	< 1	23	63	35	0.69	2	< 10	87	< 0.5	< 2	0.13	6	10	0.71	< 10	< 1	0.07	< 10	0.07
L9400E-10675	< 0.2	< 0.5	42	46	< 1	27	59	32	0.76	< 2	< 10	77	< 0.5	< 2	0.11	6	10	0.81	< 10	< 1	0.07	< 10	0.07
L9400E-10687.5	< 0.2	< 0.5	38	55	< 1	20	49	30	0.59	2	< 10	80	< 0.5	< 2	0.14	5	9	0.64	< 10	< 1	0.07	< 10	0.06
L9400E-10700	< 0.2	< 0.5	34	41	< 1	19	48	27	0.64	< 2	< 10	65	< 0.5	< 2	0.10	6	7	0.64	< 10	< 1	0.06	< 10	0.05
L9400E-10712.5	< 0.2	< 0.5	33	48	< 1	21	50	26	0.70	< 2	< 10	69	< 0.5	< 2	0.11	5	10	0.80	< 10	< 1	0.06	< 10	0.06
L9400E-10725	< 0.2	< 0.5	30	58	< 1	25	48	29	0.57	2	< 10	90	< 0.5	< 2	0.15	5	8	0.59	< 10	< 1	0.07	< 10	0.05
L9400E-10737.5	< 0.2	< 0.5	29	60	< 1	24	45	28	0.58	3	< 10	82	< 0.5	< 2	0.15	5	8	0.60	< 10	< 1	0.07	< 10	0.05
L9400E-10750	< 0.2	< 0.5	26	33	< 1	21	58	28	0.61	2	< 10	77	< 0.5	< 2	0.11	5	6	0.53	< 10	< 1	0.06	< 10	0.04
L9400E-10762.5	< 0.2	< 0.5	33	104	< 1	20	48	30	0.44	2	< 10	126	< 0.5	< 2	0.28	3	13	0.66	< 10	< 1	0.08	< 10	0.09
L9400E-10775	< 0.2	< 0.5	37	81	< 1	23	57	31	0.54	4	< 10	116	< 0.5	< 2	0.25	4	11	0.77	< 10	< 1	0.10	< 10	0.09
L9400E-10787.5	< 0.2	< 0.5	32	77	< 1	24	54	28	0.54	4	< 10	114	< 0.5	< 2	0.24	4	12	0.79	< 10	< 1	0.09	< 10	0.09
L9400E-10800	< 0.2	< 0.5	34	79	< 1	20	57	27	0.52	5	< 10	116	< 0.5	< 2	0.26	4	11	0.78	< 10	< 1	0.10	< 10	0.09
L9400E-10812.5	0.2	< 0.5	36	76	< 1	23	41	27	0.53	4	< 10	102	< 0.5	< 2	0.23	4	11	0.76	< 10	< 1	0.09	< 10	0.08
L9400E-10825	< 0.2	< 0.5	35	83	< 1	22	52	32	0.57	5	< 10	112	< 0.5	< 2	0.27	4	13	0.90	< 10	< 1	0.10	< 10	0.10

Analyte Symbol	Ag	Cd	Cu	Mn	Mo	Ni	Pb	Zn	Al	As	B	Ba	Be	Bi	Ca	Co	Cr	Fe	Ga	Hg	K	La	Mg
Unit Symbol	ppm	ppm	ppm	ppm	ppm	ppm	ppm	ppm	%	ppm	ppm	ppm	ppm	ppm	%	ppm	ppm	%	ppm	ppm	%	ppm	%
Lower Limit	0.2	0.5	1	5	1	1	2	2	0.01	2	10	10	0.5	2	0.01	1	1	0.01	10	1	0.01	10	0.01
Method Code	AR-ICP	AR-ICP	AR-ICP	AR-ICP	AR-ICP	AR-ICP	AR-ICP	AR-ICP	AR-ICP	AR-ICP	AR-ICP	AR-ICP	AR-ICP	AR-ICP	AR-ICP	AR-ICP	AR-ICP	AR-ICP	AR-ICP	AR-ICP	AR-ICP	AR-ICP	AR-ICP
L9400E-10837.5	< 0.2	< 0.5	37	80	< 1	25	40	30	0.57	5	< 10	96	< 0.5	< 2	0.22	5	12	0.85	< 10	< 1	0.10	< 10	0.09
L9400E-10850	< 0.2	< 0.5	30	78	< 1	23	37	29	0.56	5	< 10	102	< 0.5	< 2	0.21	5	9	0.74	< 10	< 1	0.10	< 10	0.08
L9400E-10862.5	< 0.2	< 0.5	43	46	< 1	16	30	23	0.59	4	< 10	99	< 0.5	< 2	0.16	5	9	0.61	< 10	< 1	0.06	< 10	0.05
L9400E-10875	< 0.2	< 0.5	38	43	< 1	16	30	22	0.58	5	< 10	99	< 0.5	< 2	0.15	5	8	0.59	< 10	< 1	0.06	< 10	0.05
L9400E-10887.5	< 0.2	< 0.5	36	51	< 1	16	30	23	0.57	4	< 10	103	< 0.5	< 2	0.17	5	9	0.64	< 10	< 1	0.07	< 10	0.06
L9400E-10900	< 0.2	0.7	18	144	< 1	23	60	49	0.26	4	< 10	103	< 0.5	< 2	0.53	2	5	0.29	< 10	< 1	0.08	< 10	0.05
L9400E-10912.5	< 0.2	0.5	14	242	< 1	17	51	42	0.35	4	< 10	98	< 0.5	< 2	0.49	2	9	0.46	< 10	< 1	0.08	< 10	0.08
L9400E-10925	< 0.2	0.6	13	356	< 1	14	49	42	0.30	< 2	< 10	112	< 0.5	< 2	0.45	2	8	0.36	< 10	< 1	0.07	< 10	0.06
L9400E-10937.5	< 0.2	0.6	12	357	< 1	17	47	42	0.31	3	< 10	106	< 0.5	< 2	0.52	2	7	0.39	< 10	< 1	0.08	< 10	0.07
L9400E-10950	< 0.2	0.7	15	533	< 1	19	58	52	0.33	3	< 10	139	< 0.5	< 2	0.57	2	9	0.40	< 10	< 1	0.09	< 10	0.08
L9200E-10500	< 0.2	< 0.5	7	239	1	9	37	39	0.50	< 2	< 10	94	< 0.5	< 2	0.28	1	12	0.64	< 10	< 1	0.06	< 10	0.09
L9200E-10512.5	< 0.2	0.5	17	85	< 1	14	90	29	0.43	4	< 10	167	< 0.5	< 2	0.23	2	10	0.52	< 10	< 1	0.07	< 10	0.05
L9200E-10525	< 0.2	< 0.5	10	83	< 1	7	71	20	0.39	< 2	< 10	124	< 0.5	< 2	0.20	1	7	0.40	< 10	< 1	0.06	< 10	0.05
L9200E-10537.5	< 0.2	0.6	46	1350	3	16	33	16	0.81	2	< 10	47	< 0.5	< 2	1.34	7	17	1.02	< 10	< 1	0.06	47	0.16
L9200E-10550	< 0.2	0.7	45	840	2	14	34	18	0.76	3	< 10	71	< 0.5	< 2	1.53	4	14	0.90	< 10	< 1	0.07	50	0.15
L9200E-10562.5	0.3	0.8	40	860	3	18	58	20	0.72	4	< 10	74	< 0.5	< 2	1.73	5	12	0.89	< 10	< 1	0.08	48	0.13
L9200E-10575	0.3	0.8	36	746	2	16	51	18	0.67	3	< 10	64	< 0.5	< 2	1.62	5	12	0.84	< 10	< 1	0.07	45	0.13
L9200E-10587.5	< 0.2	0.7	41	589	2	17	44	17	0.71	< 2	< 10	72	< 0.5	< 2	1.64	4	13	0.83	< 10	< 1	0.07	48	0.13
L9200E-10600	< 0.2	0.7	37	742	2	14	37	16	0.70	< 2	< 10	53	< 0.5	< 2	1.43	5	12	0.84	< 10	< 1	0.06	47	0.13
L9200E-10612.5	< 0.2	0.7	46	421	2	15	43	18	0.71	< 2	< 10	70	< 0.5	< 2	1.98	3	11	0.82	< 10	< 1	0.07	54	0.13
L9200E-10625	< 0.2	0.6	29	712	3	11	27	15	0.70	< 2	< 10	56	< 0.5	< 2	1.18	5	15	0.91	< 10	< 1	0.06	39	0.16
L9200E-10637.5	< 0.2	0.6	16	901	< 1	13	47	48	0.34	2	< 10	165	< 0.5	< 2	0.53	1	8	0.33	< 10	< 1	0.08	< 10	0.06
L9200E-10650	< 0.2	0.7	11	1200	< 1	14	56	48	0.39	< 2	< 10	171	< 0.5	< 2	0.53	2	7	0.42	< 10	< 1	0.09	< 10	0.07
L9200E-10662.5	< 0.2	0.9	20	205	< 1	15	60	46	0.37	3	< 10	56	< 0.5	< 2	0.28	1	8	0.42	< 10	< 1	0.05	< 10	0.05
L9200E-10675	< 0.2	1.6	19	185	< 1	15	78	58	0.38	4	< 10	73	< 0.5	< 2	0.32	1	4	0.34	< 10	< 1	0.07	< 10	0.06
L9200E-10687.5	< 0.2	1.1	20	240	< 1	21	87	61	0.35	4	< 10	84	< 0.5	< 2	0.39	1	5	0.35	< 10	< 1	0.07	< 10	0.06
L9200E-10700	< 0.2	1.2	17	228	< 1	19	86	60	0.37	5	< 10	90	< 0.5	< 2	0.36	1	5	0.35	< 10	< 1	0.06	< 10	0.05
L9200E-10712.5	< 0.2	0.6	16	265	< 1	21	76	49	0.26	4	< 10	97	< 0.5	< 2	0.48	1	5	0.29	< 10	< 1	0.07	< 10	0.06
L9200E-10725	< 0.2	0.6	11	184	< 1	14	71	52	0.27	< 2	< 10	90	< 0.5	< 2	0.30	1	5	0.30	< 10	< 1	0.06	< 10	0.06
L9200E-10737.5	< 0.2	0.5	17	165	< 1	14	61	47	0.25	< 2	< 10	73	< 0.5	< 2	0.26	< 1	7	0.28	< 10	< 1	0.05	< 10	0.05
L9200E-10750	< 0.2	0.5	11	110	< 1	12	59	34	0.25	< 2	< 10	77	< 0.5	< 2	0.32	< 1	4	0.28	< 10	< 1	0.07	< 10	0.05
L9200E-10762.5	< 0.2	< 0.5	13	61	< 1	12	50	24	0.24	2	< 10	57	< 0.5	< 2	0.19	< 1	6	0.27	< 10	< 1	0.05	< 10	0.04
L9200E-10775	< 0.2	0.9	16	116	< 1	14	56	39	0.21	4	< 10	89	< 0.5	< 2	0.50	< 1	3	0.20	< 10	< 1	0.06	< 10	0.05
L9200E-10787.5	< 0.2	0.9	18	108	< 1	14	58	38	0.21	3	< 10	82	< 0.5	< 2	0.46	< 1	3	0.20	< 10	< 1	0.05	< 10	0.04
L9200E-10800	< 0.2	< 0.5	32	54	< 1	13	5	17	0.86	4	< 10	28	< 0.5	< 2	1.31	3	19	0.55	< 10	< 1	0.01	39	0.17
L9200E-10812.5	< 0.2	0.7	35	43	< 1	16	16	36	0.74	< 2	< 10	34	< 0.5	< 2	1.29	3	17	0.51	< 10	< 1	0.02	27	0.13
L9200E-10825	< 0.2	< 0.5	33	50	< 1	13	4	16	0.87	3	< 10	30	< 0.5	< 2	1.27	3	19	0.56	< 10	< 1	0.01	41	0.17
L9200E-10837.5	< 0.2	< 0.5	34	53	< 1	13	4	17	0.88	4	< 10	27	< 0.5	< 2	1.26	3	20	0.55	< 10	< 1	0.01	42	0.17
L9200E-10850	< 0.2	< 0.5	47	50	< 1	14	5	18	0.90	3	< 10	29	< 0.5	< 2	1.37	3	21	0.56	< 10	< 1	0.01	40	0.17
L9200E-10862.5	< 0.2	0.8	25	48	1	15	23	38	0.75	4	< 10	32	< 0.5	< 2	1.30	3	15	0.53	< 10	< 1	0.03	25	0.14
L9200E-10875	< 0.2	< 0.5	47	57	< 1	16	4	22	0.94	6	< 10	32	< 0.5	< 2	1.39	3	24	0.61	< 10	< 1	0.01	47	0.18
L9200E-10887.5	< 0.2	< 0.5	31	52	< 1	13	4	13	0.90	< 2	< 10	29	< 0.5	< 2	1.15	3	20	0.57	< 10	< 1	0.02	39	0.17
L9200E-10900	< 0.2	0.8	32	48	1	17	22	37	0.79	3	< 10	35	< 0.5	< 2	1.36	3	18	0.55	< 10	< 1	0.03	28	0.14
L9200E-10912.5	< 0.2	< 0.5	32	46	< 1	14	4	14	0.91	3	< 10	29	< 0.5	< 2	1.11	3	20	0.53	< 10	< 1	0.01	41	0.16
L9200E-10925	< 0.2	0.5	28	52	< 1	15	12	25	0.77	3	< 10	31	< 0.5	< 2	1.23	3	18	0.54	< 10	< 1	0.02	28	0.15
L9200E-10937.5	< 0.2	< 0.5	27	49	< 1	14	5	17	0.91	3	< 10	32	< 0.5	< 2	1.04	4	19	0.54	< 10	< 1	0.02	34	0.16
L9200E-10950	< 0.2	< 0.5	24	50	< 1	11	8	19	0.81	3	< 10	29	< 0.5	< 2	1.24	3	16	0.52	< 10	< 1	0.02	29	0.15
L9000E-10500	< 0.2	0.5	15	78	< 1	13	77	22	0.36	2	< 10	137	< 0.5	< 2	0.22	1	8	0.35	< 10	< 1	0.06	< 10	0.05
L9000E-10512.5	< 0.2	0.8	15	106	< 1	14	58	36	0.21	5	< 10	85	< 0.5	< 2	0.46	< 1	3	0.20	< 10	< 1	0.05	< 10	0.04
L9000E-10525	< 0.2	0.7	17	237	1	11	52	36	0.23	< 2	< 10	129	< 0.5	< 2	0.40	1	6	0.25	< 10	< 1	0.07	< 10	0.05

Analyte Symbol	Ag	Cd	Cu	Mn	Mo	Ni	Pb	Zn	Al	As	B	Ba	Be	Bi	Ca	Co	Cr	Fe	Ga	Hg	K	La	Mg
Unit Symbol	ppm	ppm	ppm	ppm	ppm	ppm	ppm	ppm	%	ppm	ppm	ppm	ppm	ppm	%	ppm	ppm	%	ppm	ppm	%	ppm	%
Lower Limit	0.2	0.5	1	5	1	1	2	2	0.01	2	10	10	0.5	2	0.01	1	1	0.01	10	1	0.01	10	0.01
Method Code	AR-ICP	AR-ICP	AR-ICP	AR-ICP	AR-ICP	AR-ICP	AR-ICP	AR-ICP	AR-ICP	AR-ICP	AR-ICP	AR-ICP	AR-ICP	AR-ICP	AR-ICP	AR-ICP	AR-ICP	AR-ICP	AR-ICP	AR-ICP	AR-ICP	AR-ICP	AR-ICP
L9000E-10537.5	< 0.2	0.6	12	211	< 1	26	90	52	0.37	< 2	< 10	202	< 0.5	< 2	0.48	2	8	0.42	< 10	< 1	0.10	< 10	0.08
L9000E-10550	< 0.2	0.5	16	86	< 1	12	81	24	0.39	< 2	< 10	151	< 0.5	< 2	0.23	1	9	0.36	< 10	< 1	0.06	< 10	0.05
L9000E-10562.5	< 0.2	0.6	18	93	< 1	14	83	26	0.39	< 2	< 10	166	< 0.5	< 2	0.25	2	9	0.36	< 10	< 1	0.06	< 10	0.05
L9000E-10575	< 0.2	0.9	12	364	< 1	17	65	42	0.24	2	< 10	139	< 0.5	< 2	0.73	1	5	0.30	< 10	< 1	0.10	< 10	0.08
L9000E-10587.5	< 0.2	0.9	27	62	2	15	34	20	0.38	< 2	< 10	84	< 0.5	< 2	1.26	2	7	0.44	< 10	< 1	0.08	16	0.09
L9000E-10600	< 0.2	0.9	20	63	1	15	33	19	0.38	< 2	< 10	73	< 0.5	< 2	1.17	2	6	0.43	< 10	< 1	0.08	14	0.09
L9000E-10612.5	0.3	0.6	23	174	< 1	11	39	35	0.16	< 2	< 10	69	< 0.5	< 2	0.72	2	5	0.19	< 10	< 1	0.07	< 10	0.05
L9000E-10625	< 0.2	0.7	9	204	< 1	10	39	34	0.17	< 2	< 10	70	< 0.5	< 2	0.73	2	4	0.20	< 10	< 1	0.07	< 10	0.05
L9000E-10637.5	< 0.2	0.6	21	83	< 1	13	78	26	0.38	< 2	< 10	153	< 0.5	< 2	0.24	2	9	0.36	< 10	< 1	0.06	< 10	0.05
L9000E-10650	< 0.2	0.6	13	109	< 1	14	85	27	0.35	< 2	< 10	142	< 0.5	< 2	0.36	1	8	0.37	< 10	< 1	0.08	< 10	0.06
L9000E-10662.5	< 0.2	0.7	20	420	< 1	16	75	61	0.27	4	< 10	95	< 0.5	< 2	0.59	1	5	0.29	< 10	< 1	0.08	< 10	0.07
L9000E-10675	< 0.2	0.8	27	443	< 1	17	78	67	0.30	4	< 10	98	< 0.5	< 2	0.63	1	6	0.32	< 10	< 1	0.09	< 10	0.07
L9000E-10687.5	< 0.2	0.7	15	398	< 1	15	69	57	0.26	4	< 10	92	< 0.5	< 2	0.55	1	4	0.28	< 10	< 1	0.08	< 10	0.06
L9000E-10700	< 0.2	0.8	16	429	< 1	16	76	62	0.28	4	< 10	99	< 0.5	< 2	0.60	1	5	0.29	< 10	< 1	0.08	< 10	0.07
L9000E-10712.5	< 0.2	1.0	29	467	1	17	67	47	0.37	< 2	< 10	101	< 0.5	< 2	1.00	2	8	0.42	< 10	< 1	0.09	12	0.08
L9000E-10725	< 0.2	1.2	18	1120	< 1	18	125	81	0.29	< 2	< 10	171	< 0.5	< 2	0.56	1	8	0.34	< 10	< 1	0.09	< 10	0.07
L9000E-10737.5	< 0.2	1.2	8	1110	< 1	15	125	81	0.28	< 2	< 10	178	< 0.5	< 2	0.57	1	6	0.33	< 10	< 1	0.09	< 10	0.06
L9000E-10750	< 0.2	0.8	18	422	< 1	17	75	60	0.26	4	< 10	90	< 0.5	< 2	0.59	1	5	0.28	< 10	< 1	0.08	< 10	0.07
L9000E-10762.5	< 0.2	0.8	18	417	< 1	17	76	62	0.28	4	< 10	99	< 0.5	< 2	0.59	1	5	0.29	< 10	< 1	0.09	< 10	0.07
L9000E-10775	< 0.2	0.8	11	171	< 1	17	41	86	0.26	< 2	< 10	114	< 0.5	< 2	0.47	1	7	0.34	< 10	< 1	0.08	< 10	0.07
L9000E-10787.5	< 0.2	0.8	10	170	< 1	13	38	83	0.24	< 2	< 10	101	< 0.5	< 2	0.45	1	7	0.31	< 10	< 1	0.08	< 10	0.07
L9000E-10800	< 0.2	0.5	14	111	< 1	15	40	34	0.44	< 2	< 10	103	< 0.5	< 2	0.50	2	9	0.42	< 10	< 1	0.07	< 10	0.08
L9000E-10812.5	< 0.2	0.9	25	42	< 1	13	21	40	0.62	3	< 10	27	< 0.5	< 2	1.59	3	12	0.42	< 10	< 1	0.02	24	0.13
L9000E-10825	< 0.2	0.9	26	43	< 1	13	21	44	0.62	3	< 10	23	< 0.5	< 2	1.52	3	12	0.43	< 10	< 1	0.02	23	0.13
L9000E-10837.5	< 0.2	0.7	26	45	1	12	14	30	0.66	5	< 10	27	< 0.5	< 2	1.62	2	13	0.44	< 10	< 1	0.02	26	0.14
L9000E-10850	< 0.2	0.9	24	44	< 1	14	21	44	0.57	3	< 10	26	< 0.5	< 2	1.51	3	12	0.42	< 10	< 1	0.02	20	0.13
L9000E-10862.5	< 0.2	0.9	25	42	1	14	21	43	0.62	3	< 10	24	< 0.5	< 2	1.53	2	12	0.42	< 10	< 1	0.02	22	0.14
L9000E-10875	< 0.2	0.7	26	44	< 1	14	14	30	0.66	5	< 10	27	< 0.5	< 2	1.65	3	13	0.44	< 10	< 1	0.02	25	0.14
L9000E-10887.5	< 0.2	1.2	28	41	< 1	16	36	59	0.62	3	< 10	30	< 0.5	< 2	1.63	3	12	0.42	< 10	< 1	0.03	22	0.13
L9000E-10900	< 0.2	0.8	25	41	< 1	14	17	35	0.61	3	< 10	27	< 0.5	< 2	1.67	3	12	0.42	< 10	< 1	0.02	23	0.13
L9000E-10912.5	< 0.2	0.7	25	42	< 1	12	15	33	0.62	4	< 10	29	< 0.5	< 2	1.70	2	12	0.43	< 10	< 1	0.02	24	0.13
L9000E-10925	< 0.2	1.2	26	33	< 1	15	35	71	0.53	4	< 10	29	< 0.5	< 2	1.48	2	10	0.37	< 10	< 1	0.03	18	0.11
L9000E-10937.5	< 0.2	1.1	26	37	< 1	16	30	56	0.59	3	< 10	28	< 0.5	< 2	1.54	2	11	0.39	< 10	< 1	0.02	20	0.12
L9000E-10950	< 0.2	0.9	25	40	1	14	23	47	0.58	4	< 10	29	< 0.5	< 2	1.58	3	11	0.41	< 10	< 1	0.02	22	0.12
L8800E-10500	< 0.2	0.7	12	64	< 1	16	62	35	0.23	3	< 10	67	< 0.5	< 2	0.44	< 1	5	0.30	< 10	< 1	0.07	< 10	0.05
L8800E-10512.5	< 0.2	< 0.5	11	35	< 1	12	49	54	0.17	3	< 10	54	< 0.5	< 2	0.72	< 1	3	0.19	< 10	< 1	0.07	< 10	0.09
L8800E-10525	< 0.2	0.6	12	2780	< 1	14	75	26	0.39	< 2	< 10	237	< 0.5	< 2	0.42	4	9	0.38	< 10	< 1	0.08	11	0.06
L8800E-10537.5	< 0.2	0.5	65	371	< 1	14	20	13	0.59	6	< 10	47	< 0.5	< 2	2.19	3	15	0.49	< 10	< 1	0.04	79	0.13
L8800E-10550	< 0.2	< 0.5	65	345	< 1	13	18	13	0.62	8	< 10	46	< 0.5	< 2	2.22	3	15	0.55	< 10	< 1	0.04	83	0.14
L8800E-10562.5	< 0.2	1.0	39	42	1	18	75	16	0.51	3	< 10	85	< 0.5	< 2	0.32	3	13	0.58	< 10	< 1	0.07	10	0.06
L8800E-10575	< 0.2	0.6	13	2740	< 1	18	120	35	0.44	< 2	< 10	153	< 0.5	< 2	0.45	7	11	0.66	< 10	< 1	0.09	< 10	0.08
L8800E-10587.5	0.2	0.6	12	2870	< 1	19	127	38	0.43	2	< 10	163	< 0.5	< 2	0.45	7	12	0.69	< 10	< 1	0.09	< 10	0.09
L8800E-10600	< 0.2	0.7	8	360	< 1	15	86	24	0.32	< 2	< 10	211	< 0.5	< 2	0.31	2	9	0.38	< 10	< 1	0.06	< 10	0.06
L8800E-10612.5	< 0.2	0.7	8	373	< 1	15	89	26	0.33	< 2	< 10	215	< 0.5	< 2	0.32	2	9	0.39	< 10	< 1	0.07	< 10	0.06
L8800E-10625	< 0.2	0.8	13	798	< 1	15	59	50	0.25	< 2	< 10	148	< 0.5	< 2	0.62	3	7	0.45	< 10	< 1	0.11	< 10	0.08
L8800E-10637.5	< 0.2	1.1	15	232	1	14	70	71	0.36	< 2	< 10	209	< 0.5	< 2	0.30	1	8	0.38	< 10	< 1	0.08	< 10	0.07
L8800E-10650	< 0.2	1.1	15	258	1	16	73	75	0.39	< 2	< 10	199	< 0.5	< 2	0.31	1	9	0.41	< 10	< 1	0.09	< 10	0.07
L8800E-10662.5	0.3	0.8	11	257	1	15	86	60	0.36	< 2	< 10	203	< 0.5	< 2	0.47	1	11	0.45	< 10	< 1	0.10	< 10	0.07
L8800E-10675	0.4	0.7	11	258	< 1	15	82	62	0.37	< 2	< 10	194	< 0.5	< 2	0.46	1	10	0.45	< 10	< 1	0.10	< 10	0.07
L8800E-10687.5	0.4	0.9	27	397	< 1	11	32	15	0.35	2	< 10	29	< 0.5	< 2	3.04	3	6	0.27	< 10	< 1	0.05	< 10	0.13

Analyte Symbol	Ag	Cd	Cu	Mn	Mo	Ni	Pb	Zn	Al	As	B	Ba	Be	Bi	Ca	Co	Cr	Fe	Ga	Hg	K	La	Mg
Unit Symbol	ppm	ppm	ppm	ppm	ppm	ppm	ppm	ppm	%	ppm	ppm	ppm	ppm	ppm	%	ppm	ppm	%	ppm	ppm	%	ppm	%
Lower Limit	0.2	0.5	1	5	1	1	2	2	0.01	2	10	10	0.5	2	0.01	1	1	0.01	10	1	0.01	10	0.01
Method Code	AR-ICP	AR-ICP	AR-ICP	AR-ICP	AR-ICP	AR-ICP	AR-ICP	AR-ICP	AR-ICP	AR-ICP	AR-ICP	AR-ICP	AR-ICP	AR-ICP	AR-ICP	AR-ICP	AR-ICP	AR-ICP	AR-ICP	AR-ICP	AR-ICP	AR-ICP	AR-ICP
L8800E-10700	0.2	1.0	26	435	< 1	10	37	16	0.34	3	< 10	29	< 0.5	< 2	2.97	3	5	0.29	< 10	< 1	0.05	< 10	0.14
L8800E-10712.5	< 0.2	1.1	26	963	< 1	12	38	16	0.23	4	< 10	38	< 0.5	< 2	3.21	2	4	0.20	< 10	< 1	0.05	< 10	0.14
L8800E-10725	0.3	1.0	28	406	< 1	12	32	14	0.37	2	< 10	30	< 0.5	< 2	3.16	3	6	0.28	< 10	< 1	0.05	< 10	0.14
L8800E-10737.5	0.3	0.9	28	381	< 1	11	30	14	0.36	2	< 10	29	< 0.5	< 2	3.14	3	6	0.28	< 10	< 1	0.05	< 10	0.14
L8800E-10750	< 0.2	1.1	25	942	< 1	11	35	17	0.21	3	< 10	36	< 0.5	< 2	2.88	2	4	0.18	< 10	< 1	0.05	< 10	0.14
L8800E-10762.5																							
L8800E-10775	< 0.2	0.6	14	74	< 1	20	81	38	0.46	3	< 10	103	< 0.5	< 2	0.28	1	10	0.47	< 10	< 1	0.09	< 10	0.07
L8800E-10787.5	< 0.2	0.6	14	69	< 1	19	79	37	0.46	< 2	< 10	111	< 0.5	< 2	0.27	1	10	0.46	< 10	< 1	0.09	< 10	0.07
L8800E-10800	0.2	1.9	20	5220	< 1	20	59	162	0.74	2	< 10	145	< 0.5	< 2	1.06	12	13	0.78	< 10	< 1	0.11	13	0.16
L8800E-10812.5	< 0.2	1.9	20	5120	< 1	19	59	165	0.71	< 2	< 10	127	< 0.5	< 2	1.06	11	13	0.75	< 10	< 1	0.11	14	0.16
L8800E-10825	< 0.2	0.8	13	235	1	13	97	73	0.32	< 2	< 10	133	< 0.5	< 2	0.39	2	10	0.38	< 10	< 1	0.07	< 10	0.06
L8800E-10837.5	< 0.2	0.9	13	223	1	13	93	71	0.33	< 2	< 10	137	< 0.5	< 2	0.38	2	9	0.38	< 10	< 1	0.07	< 10	0.06
L8800E-10850	< 0.2	1.6	73	6540	< 1	29	74	90	1.76	5	< 10	67	< 0.5	< 2	1.70	14	20	1.96	< 10	< 1	0.10	16	0.28
L8800E-10862.5	< 0.2	1.1	85	5570	< 1	29	37	88	2.06	7	< 10	245	< 0.5	< 2	1.60	14	23	2.38	< 10	< 1	0.10	18	0.30
L8800E-10875	0.3	< 0.5	19	2010	2	22	60	47	0.96	3	< 10	141	0.5	< 2	0.30	23	15	0.93	< 10	< 1	0.11	17	0.13
L8800E-10887.5	0.3	< 0.5	19	1650	2	23	57	46	0.92	< 2	< 10	141	0.5	< 2	0.29	21	15	0.90	< 10	< 1	0.11	17	0.12
L8800E-10900	< 0.2	2.7	41	7270	2	32	178	93	0.92	4	< 10	239	< 0.5	< 2	1.84	12	14	0.91	< 10	< 1	0.11	12	0.20
L8800E-10912.5	< 0.2	1.1	84	5160	< 1	29	34	86	2.05	7	< 10	210	< 0.5	< 2	1.58	13	22	2.35	< 10	< 1	0.10	18	0.30
L8800E-10925	0.2	2.7	42	7300	2	29	178	92	0.92	4	< 10	252	< 0.5	< 2	1.87	12	13	0.90	< 10	< 1	0.11	12	0.20
L8800E-10937.5	0.2	1.1	85	5210	< 1	28	37	86	2.01	5	< 10	240	< 0.5	< 2	1.57	13	23	2.29	< 10	< 1	0.10	17	0.30
L8800E-10950	< 0.2	2.5	39	6740	2	27	167	87	0.91	5	< 10	210	< 0.5	< 2	1.66	12	14	0.90	< 10	< 1	0.10	12	0.19
L8600E-10500	< 0.2	0.5	8	28	< 1	8	7	3	0.40	< 2	< 10	48	< 0.5	< 2	0.34	1	6	0.32	< 10	< 1	0.02	18	0.04
L8600E-10512.5	< 0.2	0.7	11	42	< 1	9	8	4	0.44	< 2	< 10	54	< 0.5	< 2	0.39	1	8	0.35	< 10	< 1	0.03	19	0.05
L8600E-10525	< 0.2	0.6	10	26	< 1	9	8	4	0.46	< 2	< 10	50	< 0.5	< 2	0.36	1	7	0.35	< 10	< 1	0.03	18	0.05
L8600E-10537.5	< 0.2	0.8	15	22	< 1	12	10	6	0.52	< 2	< 10	62	< 0.5	< 2	0.53	2	9	0.42	< 10	< 1	0.04	36	0.06
L8600E-10550	< 0.2	< 0.5	16	28	< 1	7	18	8	0.55	< 2	< 10	65	< 0.5	< 2	0.31	1	8	0.56	< 10	< 1	0.04	< 10	0.04
L8600E-10562.5	< 0.2	< 0.5	18	26	< 1	9	25	13	0.56	3	< 10	64	< 0.5	< 2	0.41	2	6	0.56	< 10	< 1	0.05	< 10	0.05
L8600E-10575	< 0.2	< 0.5	11	21	< 1	8	17	6	0.56	2	< 10	61	< 0.5	< 2	0.32	1	6	0.61	< 10	< 1	0.04	< 10	0.04
L8600E-10587.5	< 0.2	< 0.5	24	26	< 1	7	16	10	0.54	2	< 10	60	< 0.5	< 2	0.29	1	8	0.50	< 10	< 1	0.04	< 10	0.04
L8600E-10600	0.2	0.7	27	67	< 1	14	86	36	0.32	3	< 10	91	< 0.5	< 2	0.46	2	5	0.47	< 10	< 1	0.14	< 10	0.08
L8600E-10612.5	< 0.2	< 0.5	10	191	< 1	15	58	21	0.45	< 2	< 10	101	< 0.5	< 2	0.22	2	12	0.51	< 10	< 1	0.08	< 10	0.08
L8600E-10625	0.2	< 0.5	26	98	< 1	13	53	60	0.25	< 2	< 10	191	< 0.5	< 2	0.31	1	7	0.28	< 10	< 1	0.07	< 10	0.05
L8600E-10637.5	< 0.2	< 0.5	23	90	< 1	13	53	60	0.24	< 2	< 10	185	< 0.5	< 2	0.32	1	7	0.26	< 10	< 1	0.07	< 10	0.05
L8600E-10650	< 0.2	0.8	15	143	< 1	13	85	60	0.40	< 2	< 10	129	< 0.5	< 2	0.42	2	9	0.54	< 10	< 1	0.07	< 10	0.08
L8600E-10662.5	< 0.2	0.8	18	277	< 1	8	24	60	0.16	< 2	< 10	34	< 0.5	< 2	3.20	1	3	0.15	< 10	< 1	0.05	< 10	0.13
L8600E-10675	0.2	0.9	36	429	1	11	37	18	0.34	3	< 10	28	< 0.5	< 2	3.41	3	6	0.28	< 10	< 1	0.05	< 10	0.14
L8600E-10687.5	0.3	1.0	28	477	< 1	10	40	17	0.35	3	< 10	29	< 0.5	< 2	3.61	3	5	0.28	< 10	< 1	0.06	< 10	0.14
L8600E-10700	0.3	0.9	33	394	< 1	10	35	15	0.37	3	< 10	28	< 0.5	< 2	3.45	3	6	0.30	< 10	< 1	0.05	< 10	0.14
L8600E-10712.5	0.4	0.8	43	417	1	13	29	16	0.58	5	< 10	30	< 0.5	< 2	3.51	5	10	0.48	< 10	< 1	0.05	12	0.17
L8600E-10725	0.3	0.9	29	391	< 1	11	33	15	0.43	2	< 10	30	< 0.5	< 2	3.22	3	7	0.37	< 10	< 1	0.05	< 10	0.15
L8600E-10737.5	0.3	0.8	29	324	< 1	10	29	13	0.41	3	< 10	27	< 0.5	< 2	3.39	3	6	0.33	< 10	< 1	0.05	< 10	0.14
L8600E-10750	0.2	1.3	26	691	< 1	12	51	20	0.31	2	< 10	32	< 0.5	< 2	3.59	3	5	0.26	< 10	< 1	0.07	< 10	0.15
L8600E-10762.5	0.3	1.1	30	561	< 1	13	44	20	0.32	3	< 10	31	< 0.5	< 2	3.57	3	5	0.26	< 10	< 1	0.06	< 10	0.14
L8600E-10775	< 0.2	1.4	23	846	< 1	15	67	34	0.15	2	< 10	37	< 0.5	< 2	3.17	2	3	0.17	< 10	< 1	0.09	< 10	0.14
L8600E-10787.5	< 0.2	1.3	25	801	< 1	14	66	22	0.24	2	< 10	31	< 0.5	< 2	3.59	2	4	0.22	< 10	< 1	0.07	< 10	0.15
L8600E-10800	0.3	2.4	24	6000	1	28	110	49	0.75	3	< 10	207	< 0.5	< 2	1.55	10	11	0.62	< 10	< 1	0.11	23	0.17
L8600E-10812.5	0.4	2.6	26	6320	1	29	113	48	0.75	3	< 10	223	< 0.5	< 2	1.62	10	11	0.61	< 10	< 1	0.11	23	0.17
L8600E-10825	0.4	2.6	25	6440	< 1	29	111	49	0.75	2	< 10	238	< 0.5	< 2	1.64	10	10	0.62	< 10	< 1	0.11	24	0.18
L8600E-10837.5	< 0.2	0.5	26	281	1	14	45	69	0.57	< 2	< 10	108	< 0.5	< 2	0.52	5	12	0.47	< 10	< 1	0.10	< 10	0.10
L8600E-10850	0.3	0.6	19	260	< 1	13	53	65	0.44	< 2	< 10	116	< 0.5	< 2	0.45	3	11	0.42	< 10	< 1	0.10	< 10	0.09

Analyte Symbol	Ag	Cd	Cu	Mn	Mo	Ni	Pb	Zn	Al	As	B	Ba	Be	Bi	Ca	Co	Cr	Fe	Ga	Hg	K	La	Mg
Unit Symbol	ppm	ppm	ppm	ppm	ppm	ppm	ppm	ppm	%	ppm	ppm	ppm	ppm	ppm	%	ppm	ppm	%	ppm	ppm	%	ppm	%
Lower Limit	0.2	0.5	1	5	1	1	2	2	0.01	2	10	10	0.5	2	0.01	1	1	0.01	10	1	0.01	10	0.01
Method Code	AR-ICP	AR-ICP	AR-ICP	AR-ICP	AR-ICP	AR-ICP	AR-ICP	AR-ICP	AR-ICP	AR-ICP	AR-ICP	AR-ICP	AR-ICP	AR-ICP	AR-ICP	AR-ICP	AR-ICP	AR-ICP	AR-ICP	AR-ICP	AR-ICP	AR-ICP	AR-ICP
L8600E-10862.5	< 0.2	0.7	13	268	< 1	9	62	51	0.38	< 2	< 10	169	< 0.5	< 2	0.37	2	9	0.46	< 10	< 1	0.07	< 10	0.07
L8600E-10875	< 0.2	0.9	19	629	1	16	82	60	0.35	2	< 10	249	< 0.5	< 2	0.43	3	12	0.57	< 10	< 1	0.08	< 10	0.08
L8600E-10887.5	< 0.2	1.0	15	636	1	14	86	59	0.34	2	< 10	251	< 0.5	< 2	0.40	3	10	0.57	< 10	< 1	0.07	< 10	0.08
L8600E-10900	< 0.2	< 0.5	13	155	< 1	19	61	45	0.29	< 2	< 10	133	< 0.5	< 2	0.31	1	8	0.45	< 10	< 1	0.06	< 10	0.06
L8600E-10912.5	0.2	< 0.5	36	155	1	20	63	54	0.30	< 2	< 10	159	< 0.5	< 2	0.33	1	11	0.43	< 10	< 1	0.06	< 10	0.06
L8600E-10925	< 0.2	0.5	35	225	1	20	65	59	0.28	< 2	< 10	154	< 0.5	< 2	0.36	1	10	0.40	< 10	< 1	0.07	< 10	0.06
L8600E-10937.5	< 0.2	1.0	16	485	1	17	90	62	0.29	< 2	< 10	254	< 0.5	< 2	0.44	3	8	0.44	< 10	< 1	0.07	< 10	0.07
L8600E-10950	0.2	0.9	24	466	1	17	91	59	0.30	2	< 10	231	< 0.5	< 2	0.41	2	9	0.43	< 10	< 1	0.07	< 10	0.07
L8400E-10500	< 0.2	0.6	24	85	< 1	21	66	49	0.42	< 2	< 10	122	< 0.5	< 2	0.24	2	27	0.47	< 10	< 1	0.08	< 10	0.09
L8400E-10512.5	< 0.2	0.6	21	154	< 1	22	45	39	0.15	< 2	< 10	134	< 0.5	< 2	0.84	1	4	0.22	< 10	< 1	0.05	< 10	0.07
L8400E-10525	< 0.2	< 0.5	14	1800	1	12	53	21	0.46	< 2	< 10	171	< 0.5	< 2	0.30	4	16	0.58	< 10	< 1	0.07	< 10	0.10
L8400E-10537.5	< 0.2	< 0.5	5	484	< 1	6	36	13	0.42	< 2	< 10	95	< 0.5	< 2	0.23	2	11	0.45	< 10	< 1	0.06	11	0.07
L8400E-10550	< 0.2	< 0.5	19	273	2	13	43	17	0.47	< 2	< 10	116	< 0.5	< 2	0.24	3	20	0.57	< 10	< 1	0.07	11	0.10
L8400E-10562.5	< 0.2	1.2	48	301	< 1	28	86	78	1.10	5	< 10	156	< 0.5	< 2	0.36	7	35	1.50	< 10	< 1	0.10	< 10	0.47
L8400E-10575	< 0.2	1.1	46	247	< 1	26	74	75	1.16	3	< 10	149	< 0.5	< 2	0.35	8	34	1.55	< 10	< 1	0.11	< 10	0.49
L8400E-10587.5	< 0.2	1.0	67	400	1	29	80	85	1.07	4	< 10	149	< 0.5	< 2	0.39	7	37	1.50	< 10	< 1	0.11	< 10	0.47
L8400E-10600	< 0.2	1.2	55	192	< 1	26	80	72	1.12	3	< 10	148	< 0.5	< 2	0.31	7	34	1.48	< 10	< 1	0.10	< 10	0.46
L8400E-10612.5	< 0.2	1.5	79	189	1	30	81	79	0.97	3	< 10	159	< 0.5	< 2	0.34	7	29	1.21	< 10	< 1	0.11	< 10	0.32
L8400E-10625	< 0.2	0.8	11	152	< 1	13	67	115	0.27	< 2	< 10	155	< 0.5	< 2	0.47	3	7	0.30	< 10	< 1	0.07	< 10	0.07
L8400E-10637.5	< 0.2	0.7	43	122	2	21	101	87	0.47	< 2	< 10	167	< 0.5	< 2	0.27	3	13	0.53	< 10	< 1	0.09	< 10	0.09
L8400E-10650	< 0.2	0.8	13	117	< 1	13	63	113	0.30	< 2	< 10	156	< 0.5	< 2	0.33	3	7	0.33	< 10	< 1	0.07	< 10	0.07
L8400E-10662.5	< 0.2	0.7	28	918	1	13	46	86	0.52	2	< 10	136	< 0.5	< 2	0.41	4	16	0.64	< 10	< 1	0.08	< 10	0.13
L8400E-10675	< 0.2	0.6	14	793	< 1	10	42	73	0.57	3	< 10	126	< 0.5	< 2	0.35	4	14	0.68	< 10	< 1	0.07	< 10	0.14
L8400E-10687.5	< 0.2	0.5	15	164	< 1	19	56	47	0.39	< 2	< 10	115	< 0.5	< 2	0.24	3	16	0.44	< 10	< 1	0.09	< 10	0.09
L8400E-10700	0.2	< 0.5	22	138	< 1	20	54	48	0.37	< 2	< 10	110	< 0.5	< 2	0.24	3	20	0.43	< 10	< 1	0.08	< 10	0.10
L8400E-10712.5	< 0.2	0.6	20	163	< 1	20	61	49	0.46	< 2	< 10	107	< 0.5	< 2	0.23	3	23	0.55	< 10	< 1	0.09	< 10	0.10
L8400E-10725	< 0.2	0.5	29	186	< 1	19	55	49	0.36	< 2	< 10	105	< 0.5	< 2	0.25	3	17	0.42	< 10	< 1	0.08	< 10	0.08
L8400E-10737.5	< 0.2	0.5	12	85	< 1	18	58	45	0.30	< 2	< 10	123	< 0.5	< 2	0.23	3	9	0.33	< 10	< 1	0.08	< 10	0.06
L8400E-10750	< 0.2	0.5	29	104	< 1	17	49	37	0.48	< 2	< 10	106	< 0.5	< 2	0.23	2	38	0.56	< 10	< 1	0.07	< 10	0.12
L8400E-10762.5	< 0.2	< 0.5	18	98	< 1	14	42	31	0.46	< 2	< 10	97	< 0.5	< 2	0.22	2	35	0.55	< 10	< 1	0.06	< 10	0.11
L8400E-10775	< 0.2	< 0.5	17	101	< 1	15	43	33	0.44	< 2	< 10	104	< 0.5	< 2	0.22	2	35	0.54	< 10	< 1	0.06	< 10	0.11
L8400E-10787.5	< 0.2	< 0.5	22	94	< 1	13	41	28	0.46	< 2	< 10	92	< 0.5	< 2	0.21	2	35	0.52	< 10	< 1	0.05	< 10	0.10
L8400E-10800	< 0.2	< 0.5	18	91	< 1	14	52	33	0.46	< 2	< 10	106	< 0.5	< 2	0.22	2	34	0.50	< 10	< 1	0.07	< 10	0.10
L8400E-10812.5	< 0.2	0.5	25	104	< 1	20	65	47	0.44	< 2	< 10	129	< 0.5	< 2	0.25	2	30	0.48	< 10	< 1	0.09	< 10	0.09
L8400E-10825	< 0.2	0.7	17	314	1	12	43	52	0.66	< 2	< 10	145	< 0.5	< 2	0.40	3	17	0.77	< 10	< 1	0.07	< 10	0.20
L8400E-10832.5	< 0.2	0.6	19	246	< 1	16	66	66	0.41	< 2	< 10	136	< 0.5	< 2	0.31	2	10	0.48	< 10	< 1	0.08	< 10	0.07
L8400E-10850	< 0.2	0.7	26	178	1	14	62	50	0.65	2	< 10	142	< 0.5	< 2	0.40	3	19	0.73	< 10	< 1	0.09	< 10	0.16
L8400E-10862.5	< 0.2	0.8	19	207	< 1	13	60	54	0.60	< 2	< 10	164	< 0.5	< 2	0.39	3	16	0.73	< 10	< 1	0.08	< 10	0.19
L8400E-10875	< 0.2	0.9	18	173	1	13	60	46	0.63	< 2	< 10	158	< 0.5	< 2	0.41	3	16	0.73	< 10	< 1	0.07	< 10	0.18
L8400E-10887.5	< 0.2	0.9	25	193	1	13	61	49	0.61	< 2	< 10	164	< 0.5	< 2	0.41	3	18	0.74	< 10	< 1	0.07	< 10	0.18
L8400E-10900	< 0.2	0.8	19	185	< 1	14	55	45	0.67	< 2	< 10	153	< 0.5	< 2	0.38	3	18	0.80	< 10	< 1	0.07	< 10	0.20
L8400E-10912.5	< 0.2	0.8	29	198	1	14	58	51	0.65	< 2	< 10	161	< 0.5	< 2	0.39	3	19	0.77	< 10	< 1	0.07	< 10	0.20
L8400E-10925	< 0.2	0.9	20	336	< 1	14	57	59	0.65	< 2	< 10	167	< 0.5	< 2	0.41	3	16	0.77	< 10	< 1	0.07	< 10	0.21
L8400E-10937.5	< 0.2	0.7	16	248	< 1	10	38	45	0.64	< 2	< 10	116	< 0.5	< 2	0.37	3	15	0.76	< 10	< 1	0.06	< 10	0.20
L8400E-10950	< 0.2	0.6	31	237	1	18	72	74	0.41	< 2	< 10	135	< 0.5	< 2	0.32	2	11	0.46	< 10	< 1	0.08	< 10	0.07
L8200E-10500	< 0.2	0.6	11	40	< 1	12	41	20	0.31	3	< 10	58	< 0.5	< 2	0.46	1	5	0.39	< 10	< 1	0.04	< 10	0.07
L8200E-10512.5	< 0.2	0.6	27	42	< 1	14	42	25	0.28	3	< 10	61	< 0.5	< 2	0.50	1	7	0.38	< 10	< 1	0.04	< 10	0.07
L8200E-10525	< 0.2	0.6	11	41	< 1	12	40	20	0.29	3	< 10	58	< 0.5	< 2	0.47	1	5	0.37	< 10	< 1	0.04	< 10	0.07
L8200E-10537.5	< 0.2	0.5	19	40	< 1	12	40	21	0.27	2	< 10	56	< 0.5	< 2	0.47	1	6	0.35	< 10	< 1	0.04	< 10	0.06
L8200E-10550	< 0.2	0.6	27	39	< 1	14	40	23	0.27	3	< 10	59	< 0.5	< 2	0.48	1	6	0.36	< 10	< 1	0.04	< 10	0.06

Analyte Symbol	Ag	Cd	Cu	Mn	Mo	Ni	Pb	Zn	Al	As	B	Ba	Be	Bi	Ca	Co	Cr	Fe	Ga	Hg	K	La	Mg
Unit Symbol	ppm	ppm	ppm	ppm	ppm	ppm	ppm	ppm	%	ppm	ppm	ppm	ppm	ppm	%	ppm	ppm	%	ppm	ppm	%	ppm	%
Lower Limit	0.2	0.5	1	5	1	1	2	2	0.01	2	10	10	0.5	2	0.01	1	1	0.01	10	1	0.01	10	0.01
Method Code	AR-ICP	AR-ICP	AR-ICP	AR-ICP	AR-ICP	AR-ICP	AR-ICP	AR-ICP	AR-ICP	AR-ICP	AR-ICP	AR-ICP	AR-ICP	AR-ICP	AR-ICP	AR-ICP	AR-ICP	AR-ICP	AR-ICP	AR-ICP	AR-ICP	AR-ICP	AR-ICP
L8200E-10562.5	0.2	3.3	21	6960	1	35	119	115	0.53	4	< 10	121	< 0.5	< 2	1.44	14	11	0.60	< 10	< 1	0.10	< 10	0.14
L8200E-10575	< 0.2	0.9	13	4390	1	18	97	29	0.44	< 2	< 10	226	< 0.5	< 2	0.56	11	11	0.60	< 10	< 1	0.08	< 10	0.10
L8200E-10587.5	< 0.2	0.5	30	34	1	12	30	19	0.38	3	< 10	48	< 0.5	< 2	0.36	1	10	0.43	< 10	< 1	0.04	< 10	0.08
L8200E-10600	< 0.2	0.6	11	45	< 1	13	41	19	0.28	3	< 10	60	< 0.5	< 2	0.46	1	5	0.36	< 10	< 1	0.04	< 10	0.06
L8200E-10612.5	< 0.2	1.0	29	43	< 1	15	43	37	0.59	5	< 10	53	< 0.5	< 2	0.39	4	11	0.82	< 10	< 1	0.06	< 10	0.11
L8200E-10625	0.3	2.2	32	5140	< 1	33	86	45	0.42	< 2	< 10	304	< 0.5	< 2	1.07	7	10	0.46	< 10	< 1	0.09	< 10	0.11
L8200E-10637.5	0.2	1.2	21	3950	2	18	95	37	0.63	4	< 10	214	< 0.5	< 2	0.55	11	12	0.84	< 10	< 1	0.09	< 10	0.12
L8200E-10650	< 0.2	0.6	22	399	< 1	16	52	61	0.34	< 2	< 10	225	< 0.5	< 2	0.48	2	10	0.42	< 10	< 1	0.09	< 10	0.08
L8200E-10662.5	< 0.2	0.7	44	2680	1	19	60	54	0.40	< 2	< 10	264	< 0.5	< 2	0.48	4	15	0.51	< 10	< 1	0.12	< 10	0.11
L8200E-10675	< 0.2	1.6	44	250	< 1	17	114	96	0.59	< 2	< 10	284	< 0.5	< 2	0.56	3	21	0.61	< 10	< 1	0.07	< 10	0.07
L8200E-10687.5	< 0.2	1.0	26	8210	2	21	82	83	0.87	4	< 10	150	< 0.5	< 2	0.35	52	16	0.92	< 10	< 1	0.11	12	0.13
L8200E-10700	< 0.2	0.5	11	366	< 1	15	82	56	0.44	2	< 10	190	< 0.5	< 2	0.42	3	12	0.59	< 10	< 1	0.09	< 10	0.09
L8200E-10712.5	< 0.2	1.6	59	263	1	19	109	99	0.59	< 2	< 10	267	< 0.5	< 2	0.56	3	23	0.63	< 10	< 1	0.07	< 10	0.08
L8200E-10725	< 0.2	0.6	15	443	< 1	17	39	77	0.67	< 2	< 10	144	< 0.5	< 2	0.39	5	16	0.74	< 10	< 1	0.09	< 10	0.13
L8200E-10737.5	< 0.2	0.5	21	390	< 1	15	54	60	0.31	< 2	< 10	224	< 0.5	< 2	0.46	2	9	0.38	< 10	< 1	0.09	< 10	0.08
L8200E-10750	< 0.2	0.9	44	221	1	18	72	64	0.59	< 2	< 10	124	< 0.5	< 2	0.29	4	14	0.79	< 10	< 1	0.08	< 10	0.12
L8200E-10762.5	0.3	1.0	45	8990	2	20	73	79	0.86	4	< 10	80	< 0.5	< 2	0.32	57	17	0.91	< 10	< 1	0.10	12	0.13
L8200E-10775	< 0.2	1.1	44	329	2	15	68	68	0.81	< 2	< 10	171	< 0.5	< 2	0.43	6	21	1.00	< 10	< 1	0.09	< 10	0.21
L8200E-10787.5	< 0.2	1.0	21	170	< 1	15	66	51	0.42	< 2	< 10	135	< 0.5	< 2	0.44	4	9	0.43	< 10	< 1	0.07	< 10	0.08
L8200E-10800	0.3	3.6	52	7670	2	36	130	120	0.57	5	< 10	100	< 0.5	< 2	1.52	14	14	0.65	< 10	< 1	0.10	< 10	0.14
L8200E-10812.5	0.4	3.8	25	8040	2	39	140	115	0.60	6	< 10	101	< 0.5	< 2	1.38	15	13	0.70	< 10	< 1	0.11	< 10	0.15
L8200E-10825	< 0.2	0.7	12	64	< 1	14	42	24	0.29	2	< 10	70	< 0.5	< 2	0.55	1	6	0.40	< 10	< 1	0.05	< 10	0.07
L8200E-10837.5	< 0.2	0.6	28	475	1	20	39	81	0.65	< 2	< 10	144	< 0.5	< 2	0.41	4	17	0.71	< 10	< 1	0.09	< 10	0.12
L8200E-10850	< 0.2	0.6	15	504	1	17	37	81	0.64	< 2	< 10	138	< 0.5	< 2	0.41	4	15	0.69	< 10	< 1	0.09	< 10	0.12
L8200E-10862.5	< 0.2	0.8	55	224	1	18	75	66	0.57	< 2	< 10	128	< 0.5	< 2	0.28	4	13	0.75	< 10	< 1	0.08	< 10	0.12
L8200E-10875	< 0.2	0.8	42	225	< 1	18	71	65	0.56	< 2	< 10	123	< 0.5	< 2	0.27	4	12	0.77	< 10	< 1	0.08	< 10	0.13
L8200E-10887.5	< 0.2	1.0	25	45	< 1	16	43	36	0.55	3	< 10	55	< 0.5	< 2	0.38	3	11	0.76	< 10	< 1	0.06	< 10	0.11
L8200E-10900	< 0.2	0.7	25	55	1	16	31	30	0.86	4	< 10	46	< 0.5	< 2	0.32	4	17	0.95	< 10	< 1	0.06	< 10	0.16
L8200E-10912.5	< 0.2	0.7	29	55	1	16	30	30	0.76	4	< 10	42	< 0.5	< 2	0.31	4	18	0.88	< 10	< 1	0.05	< 10	0.15
L8200E-10925	< 0.2	1.8	45	250	< 1	18	114	98	0.61	2	< 10	247	< 0.5	< 2	0.56	3	21	0.63	< 10	< 1	0.07	< 10	0.07
L8200E-10937.5	< 0.2	0.8	50	198	< 1	19	64	62	0.54	< 2	< 10	113	< 0.5	< 2	0.26	4	13	0.75	< 10	< 1	0.08	< 10	0.12
L8200E-10950	< 0.2	1.1	24	303	< 1	16	61	61	0.76	< 2	< 10	165	< 0.5	< 2	0.40	5	19	1.00	< 10	< 1	0.08	< 10	0.23

Results

Analyte Symbol	Na	P	S	Sb	Sc	Sr	Ti	Te	Tl	U	V	W	Y	Zr
Unit Symbol	%	%	%	ppm	ppm	ppm	%	ppm	ppm	ppm	ppm	ppm	ppm	ppm
Lower Limit	0.001	0.001	0.01	2	1	1	0.01	1	2	10	1	10	1	1
Method Code	AR-ICP	AR-ICP	AR-ICP	AR-ICP	AR-ICP	AR-ICP	AR-ICP	AR-ICP	AR-ICP	AR-ICP	AR-ICP	AR-ICP	AR-ICP	AR-ICP
L10600E-10500	0.021	0.028	0.08	< 2	1	29	0.04	< 1	< 2	< 10	8	< 10	5	1
L10600E-10512.5	0.019	0.061	0.26	< 2	2	43	0.02	< 1	< 2	< 10	9	< 10	21	< 1
L10600E-10525	0.020	0.061	0.23	< 2	1	38	0.01	2	< 2	< 10	8	< 10	18	< 1
L10600E-10537.5	0.021	0.050	0.15	< 2	< 1	36	0.01	< 1	< 2	< 10	6	< 10	7	< 1
L10600E-10550	0.020	0.054	0.22	< 2	1	40	0.02	< 1	< 2	< 10	8	< 10	12	< 1
L10600E-10562.5	0.019	0.049	0.21	< 2	1	38	0.02	< 1	< 2	< 10	8	< 10	10	< 1
L10600E-10575	0.021	0.058	0.27	< 2	2	46	0.02	< 1	< 2	< 10	10	< 10	14	< 1
L10600E-10587.5	0.021	0.058	0.26	< 2	2	40	0.03	< 1	< 2	< 10	11	< 10	18	1
L10600E-10600	0.023	0.057	0.24	< 2	2	39	0.05	1	< 2	< 10	14	< 10	16	2
L10600E-10612.5	0.024	0.057	0.30	< 2	2	45	0.02	1	< 2	< 10	10	< 10	16	1
L10600E-10625	0.024	0.049	0.17	< 2	< 1	39	0.02	< 1	< 2	< 10	9	< 10	13	< 1
L10600E-10637.5	0.022	0.056	0.17	< 2	2	35	0.03	1	< 2	< 10	11	< 10	20	1
L10600E-10650	0.022	0.037	0.17	< 2	1	37	0.04	< 1	< 2	< 10	9	< 10	6	2
L10600E-10662.5	0.024	0.049	0.19	< 2	2	39	0.04	1	< 2	< 10	10	< 10	11	1
L10600E-10675	0.023	0.049	0.19	< 2	2	43	0.03	1	< 2	< 10	9	< 10	13	1
L10600E-10687.5	0.022	0.054	0.22	< 2	2	42	0.03	< 1	< 2	< 10	10	< 10	14	1
L10600E-10700	0.023	0.044	0.15	< 2	1	40	0.03	1	< 2	< 10	8	< 10	5	1
L10600E-10712.5	0.022	0.082	0.32	< 2	3	48	0.02	5	< 2	< 10	15	< 10	47	1
L10600E-10725	0.019	0.043	0.10	< 2	< 1	26	0.02	2	< 2	< 10	6	< 10	1	1
L10600E-10737.5	0.017	0.045	0.10	< 2	< 1	29	< 0.01	2	< 2	< 10	3	< 10	1	< 1
L10600E-10750	0.019	0.049	0.10	< 2	< 1	29	< 0.01	1	< 2	< 10	3	< 10	< 1	< 1
L10600E-10762.5	0.017	0.050	0.11	< 2	< 1	34	< 0.01	3	< 2	< 10	5	< 10	1	< 1
L10600E-10775	0.019	0.046	0.10	< 2	< 1	23	< 0.01	< 1	< 2	< 10	6	< 10	1	< 1
L10600E-10787.5	0.020	0.036	0.08	< 2	< 1	23	0.03	< 1	< 2	< 10	9	< 10	1	< 1
L10600E-10800	0.023	0.029	0.06	< 2	< 1	21	0.05	< 1	< 2	< 10	13	< 10	2	2
L10600E-10812.5	0.019	0.048	0.11	< 2	< 1	30	< 0.01	2	< 2	< 10	5	< 10	1	< 1
L10600E-10825	0.021	0.042	0.10	< 2	< 1	27	0.04	5	< 2	< 10	7	< 10	1	1
L10600E-10837.5	0.019	0.045	0.10	< 2	< 1	35	< 0.01	2	< 2	< 10	4	< 10	1	< 1
L10600E-10850	0.018	0.044	0.10	< 2	< 1	35	< 0.01	2	< 2	< 10	4	< 10	1	< 1
L10600E-10862.5	0.020	0.043	0.10	< 2	< 1	38	0.01	< 1	< 2	< 10	5	< 10	1	< 1
L10600E-10875	0.022	0.038	0.08	< 2	< 1	43	0.02	1	< 2	< 10	6	< 10	2	1
L10600E-10887.5	0.021	0.035	0.08	< 2	< 1	35	0.02	< 1	< 2	< 10	5	< 10	1	< 1
L10600E-10900	0.021	0.039	0.09	< 2	< 1	37	0.02	1	< 2	< 10	5	< 10	2	1
L10600E-10912.5	0.022	0.039	0.08	< 2	< 1	34	0.02	< 1	< 2	< 10	6	< 10	2	1
L10600E-10925	0.017	0.049	0.11	< 2	< 1	28	< 0.01	2	< 2	< 10	5	< 10	1	< 1
L10600E-10937.5	0.017	0.046	0.11	< 2	< 1	25	< 0.01	< 1	< 2	< 10	4	< 10	< 1	< 1
L10600E-10950	0.019	0.044	0.10	< 2	< 1	25	0.02	3	< 2	< 10	6	< 10	1	1
L10400E-10500	0.020	0.050	0.15	< 2	< 1	89	< 0.01	< 1	< 2	< 10	6	< 10	8	< 1
L10400E-10512.5	0.021	0.049	0.15	< 2	< 1	87	< 0.01	< 1	< 2	< 10	6	< 10	8	< 1
L10400E-10525	0.019	0.047	0.14	< 2	< 1	85	< 0.01	< 1	< 2	< 10	6	< 10	7	< 1
L10400E-10537.5	0.020	0.053	0.16	< 2	< 1	88	< 0.01	1	< 2	< 10	6	< 10	9	< 1
L10400E-10550	0.020	0.049	0.15	< 2	< 1	90	< 0.01	< 1	< 2	< 10	6	< 10	8	< 1
L10400E-10562.5	0.021	0.053	0.16	< 2	< 1	90	< 0.01	< 1	< 2	< 10	6	< 10	9	< 1
L10400E-10575	0.019	0.047	0.14	< 2	< 1	80	< 0.01	< 1	< 2	< 10	5	< 10	7	< 1
L10400E-10587.5	0.020	0.051	0.15	< 2	< 1	88	< 0.01	< 1	< 2	< 10	6	< 10	9	< 1
L10400E-10600	0.019	0.049	0.15	< 2	< 1	87	< 0.01	< 1	< 2	< 10	6	< 10	8	< 1
L10400E-10612.5	0.021	0.048	0.15	< 2	< 1	87	< 0.01	< 1	< 2	< 10	6	< 10	9	< 1
L10400E-10625	0.019	0.050	0.15	< 2	< 1	82	< 0.01	< 1	< 2	< 10	6	< 10	8	< 1
L10400E-10637.5	0.020	0.048	0.15	< 2	< 1	87	< 0.01	< 1	< 2	< 10	6	< 10	9	< 1

Analyte Symbol	Na	P	S	Sb	Sc	Sr	Ti	Te	Tl	U	V	W	Y	Zr
Unit Symbol	%	%	%	ppm	ppm	ppm	%	ppm	ppm	ppm	ppm	ppm	ppm	ppm
Lower Limit	0.001	0.001	0.01	2	1	1	0.01	1	2	10	1	10	1	1
Method Code	AR-ICP	AR-ICP	AR-ICP	AR-ICP	AR-ICP	AR-ICP	AR-ICP	AR-ICP	AR-ICP	AR-ICP	AR-ICP	AR-ICP	AR-ICP	AR-ICP
L10400E-10650	0.021	0.052	0.16	< 2	< 1	90	< 0.01	< 1	< 2	< 10	6	< 10	9	< 1
L10400E-10662.5	0.022	0.050	0.15	< 2	< 1	88	< 0.01	< 1	< 2	< 10	6	< 10	10	< 1
L10400E-10675	0.021	0.051	0.15	< 2	< 1	88	< 0.01	< 1	< 2	< 10	6	< 10	7	< 1
L10400E-10687.5	0.020	0.049	0.15	< 2	< 1	85	< 0.01	< 1	< 2	< 10	6	< 10	8	< 1
L10400E-10700	0.020	0.052	0.16	< 2	< 1	88	< 0.01	< 1	< 2	< 10	6	< 10	8	< 1
L10400E-10712.5	0.020	0.051	0.16	< 2	< 1	88	< 0.01	< 1	< 2	< 10	6	< 10	8	< 1
L10400E-10725	0.021	0.054	0.16	< 2	< 1	94	< 0.01	1	< 2	< 10	6	< 10	10	< 1
L10400E-10737.5	0.021	0.053	0.16	< 2	< 1	90	< 0.01	< 1	< 2	< 10	6	< 10	10	< 1
L10400E-10750	0.020	0.052	0.16	< 2	< 1	89	< 0.01	< 1	< 2	< 10	6	< 10	8	< 1
L10400E-10762.5	0.020	0.052	0.16	< 2	< 1	87	< 0.01	< 1	< 2	< 10	6	< 10	9	< 1
L10400E-10775	0.020	0.054	0.16	< 2	< 1	94	< 0.01	< 1	< 2	< 10	6	< 10	9	< 1
L10400E-10787.5	0.021	0.048	0.15	< 2	< 1	89	< 0.01	1	< 2	< 10	6	< 10	9	< 1
L10400E-10800	0.018	0.047	0.14	< 2	< 1	79	< 0.01	< 1	< 2	< 10	5	< 10	6	< 1
L10400E-10812.5	0.019	0.049	0.15	< 2	< 1	82	< 0.01	1	< 2	< 10	5	< 10	7	< 1
L10400E-10825	0.020	0.050	0.15	< 2	< 1	86	< 0.01	1	< 2	< 10	5	< 10	7	< 1
L10400E-10837.5	0.019	0.050	0.15	< 2	< 1	86	< 0.01	1	< 2	< 10	6	< 10	8	< 1
L10400E-10850	0.019	0.038	0.08	< 2	< 1	26	0.01	< 1	< 2	< 10	5	< 10	1	< 1
L10400E-10862.5	0.018	0.037	0.08	< 2	< 1	24	< 0.01	< 1	< 2	< 10	5	< 10	1	< 1
L10400E-10875	0.017	0.033	0.07	< 2	< 1	21	< 0.01	< 1	< 2	< 10	4	< 10	< 1	< 1
L10400E-10887.5	0.016	0.032	0.07	< 2	< 1	22	0.01	< 1	< 2	< 10	4	< 10	< 1	< 1
L10400E-10900	0.019	0.036	0.08	< 2	< 1	25	0.02	< 1	< 2	< 10	5	< 10	1	< 1
L10400E-10912.5	0.018	0.038	0.08	< 2	< 1	25	0.01	< 1	< 2	< 10	5	< 10	1	< 1
L10400E-10925	0.020	0.038	0.08	< 2	< 1	26	0.01	< 1	< 2	< 10	5	< 10	1	< 1
L10400E-10937.5	0.019	0.037	0.08	< 2	< 1	25	0.01	< 1	< 2	< 10	5	< 10	1	< 1
L10400E-10950	0.020	0.036	0.08	< 2	< 1	25	0.02	< 1	< 2	< 10	5	< 10	1	1
L10200E-10500	0.021	0.086	0.11	< 2	< 1	13	0.01	2	< 2	< 10	15	< 10	2	< 1
L10200E-10512.5	0.022	0.089	0.11	< 2	< 1	12	0.01	2	< 2	< 10	15	< 10	2	< 1
L10200E-10525	0.021	0.083	0.10	< 2	< 1	14	0.01	2	< 2	< 10	14	< 10	2	< 1
L10200E-10537.5	0.022	0.082	0.10	< 2	< 1	13	0.01	3	< 2	< 10	15	< 10	2	< 1
L10200E-10550	0.022	0.083	0.10	< 2	< 1	12	0.01	< 1	< 2	< 10	13	< 10	2	< 1
L10200E-10562.5	0.021	0.081	0.10	< 2	< 1	13	0.01	1	< 2	< 10	13	< 10	2	< 1
L10200E-10575	0.021	0.079	0.09	< 2	< 1	14	0.01	2	< 2	< 10	12	< 10	3	< 1
L10200E-10587.5	0.021	0.071	0.09	< 2	< 1	13	0.02	< 1	< 2	< 10	17	< 10	3	< 1
L10200E-10600	0.022	0.080	0.10	< 2	< 1	14	0.02	3	< 2	< 10	16	< 10	3	8
L10200E-10612.5	0.021	0.069	0.08	< 2	< 1	13	0.01	3	< 2	< 10	13	< 10	2	8
L10200E-10625	0.023	0.076	0.09	< 2	< 1	14	0.01	3	< 2	< 10	14	< 10	2	7
L10200E-10637.5	0.022	0.080	0.09	< 2	< 1	13	0.01	3	< 2	< 10	12	< 10	2	7
L10200E-10650	0.023	0.074	0.09	< 2	< 1	13	0.02	< 1	< 2	< 10	14	< 10	2	8
L10200E-10662.5	0.021	0.078	0.09	< 2	< 1	14	0.02	3	< 2	< 10	14	< 10	3	8
L10200E-10675	0.024	0.080	0.10	< 2	< 1	16	< 0.01	2	< 2	< 10	11	< 10	2	7
L10200E-10687.5	0.021	0.079	0.09	< 2	< 1	17	< 0.01	2	< 2	< 10	10	< 10	2	7
L10200E-10700	0.020	0.080	0.10	< 2	< 1	16	0.01	2	< 2	< 10	10	< 10	2	6
L10200E-10712.5	0.023	0.078	0.09	< 2	< 1	16	< 0.01	2	< 2	< 10	11	< 10	2	7
L10200E-10725	0.022	0.081	0.10	< 2	< 1	13	0.02	< 1	< 2	< 10	16	< 10	2	8
L10200E-10737.5	0.020	0.097	0.12	< 2	< 1	13	< 0.01	2	< 2	< 10	12	< 10	2	< 1
L10200E-10750	0.022	0.084	0.10	< 2	< 1	14	0.01	1	< 2	< 10	14	< 10	2	< 1
L10200E-10762.5	0.021	0.089	0.11	< 2	< 1	12	< 0.01	2	< 2	< 10	12	< 10	2	< 1
L10200E-10775	0.021	0.091	0.11	< 2	< 1	14	< 0.01	< 1	< 2	< 10	13	< 10	2	< 1
L10200E-10787.5	0.021	0.078	0.09	< 2	< 1	11	0.01	< 1	< 2	< 10	12	< 10	2	< 1
L10200E-10800	0.024	0.084	0.10	< 2	< 1	12	0.01	1	< 2	< 10	13	< 10	2	< 1

Analyte Symbol	Na	P	S	Sb	Sc	Sr	Ti	Te	Tl	U	V	W	Y	Zr
Unit Symbol	%	%	%	ppm	ppm	ppm	%	ppm	ppm	ppm	ppm	ppm	ppm	ppm
Lower Limit	0.001	0.001	0.01	2	1	1	0.01	1	2	10	1	10	1	1
Method Code	AR-ICP	AR-ICP	AR-ICP	AR-ICP	AR-ICP	AR-ICP	AR-ICP	AR-ICP	AR-ICP	AR-ICP	AR-ICP	AR-ICP	AR-ICP	AR-ICP
L10200E-10812.5	0.020	0.080	0.10	< 2	< 1	11	< 0.01	< 1	< 2	< 10	12	< 10	2	< 1
L10200E-10825	0.020	0.081	0.10	< 2	< 1	11	< 0.01	3	< 2	< 10	13	< 10	2	< 1
L10200E-10837.5	0.022	0.087	0.10	< 2	< 1	12	< 0.01	4	< 2	< 10	12	< 10	2	< 1
L10200E-10850	0.022	0.085	0.10	< 2	< 1	12	< 0.01	3	< 2	< 10	12	< 10	3	< 1
L10200E-10862.5	0.022	0.077	0.09	< 2	< 1	11	0.01	5	< 2	< 10	15	< 10	3	< 1
L10200E-10875	0.021	0.085	0.10	< 2	< 1	12	< 0.01	< 1	< 2	< 10	10	< 10	2	< 1
L10200E-10887.5	0.022	0.085	0.10	< 2	< 1	11	< 0.01	3	< 2	< 10	10	< 10	2	< 1
L10200E-10900	0.023	0.083	0.10	< 2	< 1	11	< 0.01	2	< 2	< 10	12	< 10	2	< 1
L10200E-10912.5	0.020	0.092	0.11	< 2	< 1	11	< 0.01	1	< 2	< 10	11	< 10	2	< 1
L10200E-10925	0.020	0.078	0.09	< 2	< 1	11	< 0.01	3	< 2	< 10	11	< 10	2	< 1
L10200E-10937.5	0.023	0.082	0.10	< 2	< 1	12	< 0.01	< 1	< 2	< 10	11	< 10	2	< 1
L10200E-10950	0.021	0.085	0.10	< 2	< 1	12	< 0.01	1	< 2	< 10	11	< 10	2	< 1
L10000E-10500	0.022	0.061	0.10	< 2	< 1	32	0.02	1	< 2	< 10	13	< 10	6	< 1
L10000E-10512.5	0.022	0.059	0.07	< 2	< 1	27	0.02	< 1	< 2	< 10	11	< 10	2	< 1
L10000E-10525	0.022	0.049	0.06	< 2	< 1	24	0.02	< 1	< 2	< 10	11	< 10	2	< 1
L10000E-10537.5	0.022	0.066	0.07	< 2	< 1	24	< 0.01	3	< 2	< 10	12	< 10	2	< 1
L10000E-10550	0.021	0.060	0.06	< 2	< 1	21	< 0.01	2	< 2	< 10	10	< 10	2	< 1
L10000E-10562.5	0.020	0.064	0.06	< 2	< 1	22	< 0.01	< 1	< 2	< 10	10	< 10	2	< 1
L10000E-10575	0.024	0.089	0.09	< 2	< 1	34	< 0.01	1	< 2	< 10	6	< 10	3	< 1
L10000E-10587.5	0.022	0.095	0.10	< 2	< 1	35	< 0.01	3	< 2	< 10	7	< 10	3	< 1
L10000E-10600	0.023	0.093	0.10	< 2	< 1	34	< 0.01	2	< 2	< 10	7	< 10	3	< 1
L10000E-10612.5	0.023	0.092	0.10	< 2	< 1	35	< 0.01	2	< 2	< 10	6	< 10	3	< 1
L10000E-10625	0.020	0.063	0.09	< 2	< 1	28	0.02	< 1	< 2	< 10	10	< 10	1	< 1
L10000E-10637.5	0.022	0.071	0.10	< 2	< 1	31	0.01	2	< 2	< 10	10	< 10	1	< 1
L10000E-10650	0.021	0.072	0.10	< 2	< 1	30	0.02	1	< 2	< 10	10	< 10	1	< 1
L10000E-10662.5	0.024	0.041	0.06	< 2	< 1	24	0.03	< 1	< 2	< 10	10	< 10	2	< 1
L10000E-10675	0.020	0.072	0.14	< 2	< 1	31	< 0.01	2	< 2	< 10	8	< 10	1	1
L10000E-10687.5	0.021	0.110	0.13	< 2	< 1	15	0.05	3	< 2	< 10	39	< 10	2	2
L10000E-10700	0.021	0.114	0.13	< 2	< 1	15	0.04	4	< 2	< 10	35	< 10	2	2
L10000E-10712.5	0.018	0.100	0.12	< 2	< 1	12	0.04	2	< 2	< 10	32	< 10	2	2
L10000E-10725	0.020	0.115	0.13	< 2	< 1	14	0.05	4	< 2	< 10	37	< 10	2	2
L10000E-10737.5	0.020	0.116	0.13	< 2	< 1	15	0.04	4	< 2	< 10	36	< 10	2	2
L10000E-10750	0.023	0.077	0.07	< 2	2	27	0.12	7	< 2	< 10	89	< 10	4	2
L10000E-10762.5	0.022	0.074	0.08	< 2	2	27	0.11	3	< 2	< 10	85	< 10	3	1
L10000E-10775	0.018	0.153	0.23	< 2	< 1	44	< 0.01	1	< 2	< 10	18	< 10	29	1
L10000E-10787.5	0.019	0.066	0.12	< 2	< 1	33	0.01	< 1	< 2	< 10	7	< 10	1	1
L10000E-10800	0.022	0.064	0.11	< 2	< 1	33	0.02	< 1	< 2	< 10	7	< 10	1	2
L10000E-10812.5	0.020	0.064	0.12	< 2	< 1	33	0.01	2	< 2	< 10	6	< 10	1	1
L10000E-10825	0.020	0.061	0.11	< 2	< 1	32	0.01	< 1	< 2	< 10	6	< 10	1	2
L10000E-10837.5	0.022	0.066	0.12	< 2	< 1	34	0.01	< 1	< 2	< 10	7	< 10	1	2
L10000E-10850	0.022	0.071	0.13	< 2	< 1	36	0.01	1	< 2	< 10	7	< 10	1	2
L10000E-10862.5	0.022	0.066	0.12	< 2	< 1	34	0.02	< 1	< 2	< 10	7	< 10	1	2
L10000E-10875	0.020	0.089	0.13	< 2	< 1	34	0.01	1	< 2	< 10	11	< 10	2	2
L10000E-10887.5	0.022	0.088	0.13	< 2	< 1	33	0.01	< 1	< 2	< 10	10	< 10	2	2
L10000E-10900	0.018	0.080	0.14	< 2	< 1	33	< 0.01	2	< 2	< 10	6	< 10	1	8
L10000E-10912.5	0.019	0.079	0.13	< 2	< 1	34	< 0.01	2	< 2	< 10	6	< 10	1	8
L10000E-10925	0.022	0.085	0.12	< 2	< 1	33	0.02	1	< 2	< 10	10	< 10	1	8
L10000E-10937.5	0.024	0.047	0.07	< 2	< 1	53	0.02	1	< 2	< 10	9	< 10	2	8
L10000E-10950	0.025	0.050	0.07	< 2	< 1	46	0.02	2	< 2	< 10	12	< 10	2	8
L9800E-10500	0.020	0.074	0.13	< 2	< 1	26	0.01	2	< 2	< 10	11	< 10	2	9

Analyte Symbol	Na	P	S	Sb	Sc	Sr	Ti	Te	Tl	U	V	W	Y	Zr
Unit Symbol	%	%	%	ppm	ppm	ppm	%	ppm	ppm	ppm	ppm	ppm	ppm	ppm
Lower Limit	0.001	0.001	0.01	2	1	1	0.01	1	2	10	1	10	1	1
Method Code	AR-ICP	AR-ICP	AR-ICP	AR-ICP	AR-ICP	AR-ICP	AR-ICP	AR-ICP	AR-ICP	AR-ICP	AR-ICP	AR-ICP	AR-ICP	AR-ICP
L9800E-10512.5	0.020	0.076	0.13	< 2	< 1	27	0.01	< 1	< 2	< 10	10	< 10	2	9
L9800E-10525	0.019	0.076	0.13	< 2	< 1	26	0.01	2	< 2	< 10	10	< 10	2	9
L9800E-10537.5	0.019	0.076	0.13	< 2	< 1	26	0.01	4	< 2	< 10	10	< 10	2	8
L9800E-10550	0.019	0.073	0.12	< 2	< 1	26	0.01	4	< 2	< 10	11	< 10	2	9
L9800E-10562.5	0.019	0.074	0.11	< 2	< 1	30	0.02	3	< 2	< 10	8	< 10	1	7
L9800E-10575	0.022	0.079	0.12	< 2	< 1	31	0.01	2	< 2	< 10	8	< 10	< 1	< 1
L9800E-10587.5	0.018	0.098	0.13	< 2	< 1	37	< 0.01	3	< 2	< 10	7	< 10	< 1	< 1
L9800E-10600	0.021	0.101	0.14	< 2	< 1	38	< 0.01	5	< 2	< 10	8	< 10	< 1	< 1
L9800E-10612.5	0.023	0.119	0.17	< 2	< 1	40	< 0.01	1	< 2	< 10	23	< 10	13	< 1
L9800E-10625	0.023	0.122	0.17	< 2	1	41	0.01	4	< 2	< 10	25	< 10	13	< 1
L9800E-10637.5	0.024	0.120	0.17	< 2	< 1	41	0.01	1	< 2	< 10	24	< 10	13	< 1
L9800E-10650	0.024	0.125	0.17	< 2	1	42	0.01	2	< 2	< 10	25	< 10	13	< 1
L9800E-10662.5	0.023	0.120	0.17	< 2	< 1	40	0.01	2	< 2	< 10	24	< 10	13	< 1
L9800E-10675	0.023	0.119	0.17	< 2	< 1	40	0.01	3	< 2	< 10	24	< 10	13	< 1
L9800E-10687.5	0.024	0.116	0.16	< 2	< 1	38	0.01	< 1	< 2	< 10	24	< 10	13	< 1
L9800E-10700	0.026	0.120	0.17	< 2	< 1	40	0.01	3	< 2	< 10	24	< 10	13	< 1
L9800E-10712.5	0.027	0.120	0.17	< 2	< 1	40	0.02	4	< 2	< 10	24	< 10	13	< 1
L9800E-10725	0.022	0.091	0.12	< 2	< 1	37	< 0.01	2	< 2	< 10	7	< 10	3	< 1
L9800E-10737.5	0.024	0.099	0.13	< 2	< 1	38	< 0.01	2	< 2	< 10	7	< 10	3	< 1
L9800E-10750	0.021	0.104	0.13	< 2	< 1	21	0.02	2	< 2	< 10	19	< 10	3	< 1
L9800E-10762.5	0.020	0.095	0.12	< 2	< 1	20	0.02	2	< 2	< 10	19	< 10	3	< 1
L9800E-10775	0.020	0.113	0.20	< 2	< 1	52	< 0.01	2	< 2	< 10	9	< 10	8	< 1
L9800E-10787.5	0.020	0.104	0.18	< 2	< 1	49	< 0.01	3	< 2	< 10	8	< 10	7	< 1
L9800E-10800	0.023	0.109	0.19	< 2	< 1	53	< 0.01	2	< 2	< 10	9	< 10	8	< 1
L9800E-10812.5	0.020	0.105	0.19	< 2	< 1	50	< 0.01	< 1	< 2	< 10	9	< 10	7	< 1
L9800E-10825	0.021	0.108	0.19	< 2	< 1	51	< 0.01	5	< 2	< 10	9	< 10	8	< 1
L9800E-10837.5	0.021	0.104	0.19	< 2	< 1	52	< 0.01	2	< 2	< 10	9	< 10	8	< 1
L9800E-10850	0.020	0.103	0.19	< 2	< 1	48	< 0.01	2	< 2	< 10	8	< 10	7	< 1
L9800E-10862.5	0.020	0.110	0.20	< 2	< 1	51	< 0.01	3	< 2	< 10	9	< 10	8	< 1
L9800E-10875	0.023	0.115	0.20	< 2	< 1	54	< 0.01	1	< 2	< 10	9	< 10	8	< 1
L9800E-10887.5	0.020	0.091	0.15	< 2	< 1	33	< 0.01	< 1	< 2	< 10	7	< 10	< 1	< 1
L9800E-10900	0.022	0.065	0.09	< 2	< 1	37	0.03	3	< 2	< 10	14	< 10	1	< 1
L9800E-10912.5	0.019	0.090	0.15	< 2	< 1	33	< 0.01	1	< 2	< 10	8	< 10	< 1	< 1
L9800E-10925	0.021	0.067	0.09	< 2	< 1	36	0.02	1	< 2	< 10	13	< 10	1	< 1
L9800E-10937.5	0.022	0.072	0.10	< 2	< 1	40	0.03	2	< 2	< 10	14	< 10	2	< 1
L9800E-10950	0.020	0.069	0.10	< 2	< 1	37	0.03	4	< 2	< 10	13	< 10	1	< 1
L9600E-10500	0.024	0.089	0.10	< 2	< 1	14	0.02	3	< 2	< 10	17	< 10	3	< 1
L9600E-10512.5	0.022	0.063	0.07	< 2	< 1	14	0.03	< 1	< 2	< 10	20	< 10	3	< 1
L9600E-10525	0.021	0.074	0.08	< 2	< 1	12	0.02	3	< 2	< 10	21	< 10	3	< 1
L9600E-10537.5	0.021	0.071	0.09	< 2	< 1	16	0.03	1	< 2	< 10	18	< 10	2	< 1
L9600E-10550	0.021	0.089	0.10	< 2	< 1	14	0.02	2	< 2	< 10	18	< 10	2	< 1
L9600E-10562.5	0.019	0.092	0.11	< 2	< 1	14	0.02	2	< 2	< 10	13	< 10	2	< 1
L9600E-10575	0.020	0.105	0.12	< 2	< 1	12	0.02	2	< 2	< 10	15	< 10	2	< 1
L9600E-10587.5	0.019	0.100	0.11	< 2	< 1	11	0.02	1	< 2	< 10	16	< 10	2	< 1
L9600E-10600	0.018	0.097	0.11	< 2	< 1	10	0.02	2	< 2	< 10	14	< 10	2	< 1
L9600E-10612.5	0.021	0.100	0.12	< 2	< 1	10	0.01	< 1	< 2	< 10	13	< 10	2	< 1
L9600E-10625	0.022	0.082	0.11	< 2	< 1	13	0.02	< 1	< 2	< 10	14	< 10	2	< 1
L9600E-10637.5	0.023	0.078	0.10	< 2	< 1	13	0.01	3	< 2	< 10	13	< 10	2	< 1
L9600E-10650	0.022	0.076	0.10	< 2	< 1	13	0.01	3	< 2	< 10	13	< 10	2	< 1
L9600E-10662.5	0.022	0.094	0.11	< 2	< 1	13	0.01	3	< 2	< 10	13	< 10	2	< 1

Analyte Symbol	Na	P	S	Sb	Sc	Sr	Ti	Te	Tl	U	V	W	Y	Zr
Unit Symbol	%	%	%	ppm	ppm	ppm	%	ppm	ppm	ppm	ppm	ppm	ppm	ppm
Lower Limit	0.001	0.001	0.01	2	1	1	0.01	1	2	10	1	10	1	1
Method Code	AR-ICP	AR-ICP	AR-ICP	AR-ICP	AR-ICP	AR-ICP	AR-ICP	AR-ICP	AR-ICP	AR-ICP	AR-ICP	AR-ICP	AR-ICP	AR-ICP
L9600E-10675	0.021	0.094	0.11	< 2	< 1	13	0.01	4	< 2	< 10	13	< 10	2	< 1
L9600E-10687.5	0.023	0.094	0.11	< 2	< 1	13	0.02	2	< 2	< 10	15	< 10	3	< 1
L9600E-10700	0.021	0.091	0.11	< 2	< 1	14	0.02	2	< 2	< 10	17	< 10	2	< 1
L9600E-10712.5	0.020	0.092	0.11	< 2	< 1	14	0.01	1	< 2	< 10	13	< 10	2	< 1
L9600E-10725	0.023	0.093	0.11	< 2	< 1	14	0.02	2	< 2	< 10	17	< 10	2	< 1
L9600E-10737.5	0.021	0.093	0.11	< 2	< 1	14	0.01	2	< 2	< 10	13	< 10	2	< 1
L9600E-10750	0.019	0.081	0.09	< 2	< 1	12	0.04	< 1	< 2	< 10	25	< 10	2	< 1
L9600E-10762.5	0.021	0.084	0.10	< 2	< 1	14	0.01	1	< 2	< 10	15	< 10	2	< 1
L9600E-10775	0.022	0.085	0.10	< 2	< 1	14	0.02	4	< 2	< 10	20	< 10	3	< 1
L9600E-10787.5	0.021	0.085	0.10	< 2	< 1	13	0.02	3	< 2	< 10	19	< 10	3	< 1
L9600E-10800	0.022	0.089	0.10	< 2	< 1	14	0.01	< 1	< 2	< 10	14	< 10	2	< 1
L9600E-10812.5	0.022	0.088	0.10	< 2	< 1	14	0.02	3	< 2	< 10	15	< 10	2	< 1
L9600E-10825	0.024	0.088	0.10	< 2	< 1	13	0.02	2	< 2	< 10	19	< 10	3	< 1
L9600E-10837.5	0.024	0.104	0.11	< 2	< 1	11	0.01	3	< 2	< 10	15	< 10	3	< 1
L9600E-10850	0.024	0.082	0.09	< 2	< 1	13	0.02	2	< 2	< 10	18	< 10	3	< 1
L9600E-10862.5	0.021	0.077	0.09	< 2	< 1	13	0.02	2	< 2	< 10	17	< 10	3	< 1
L9600E-10875	0.023	0.107	0.11	< 2	< 1	11	0.01	4	< 2	< 10	16	< 10	3	< 1
L9600E-10887.5	0.020	0.091	0.10	< 2	< 1	12	0.03	1	< 2	< 10	23	< 10	2	< 1
L9600E-10900	0.020	0.076	0.09	< 2	< 1	12	0.03	3	< 2	< 10	24	< 10	2	< 1
L9600E-10912.5	0.021	0.084	0.09	< 2	< 1	12	0.04	2	< 2	< 10	25	< 10	2	< 1
L9600E-10925	0.021	0.081	0.09	< 2	< 1	12	0.02	2	< 2	< 10	16	< 10	2	< 1
L9600E-10937.5	0.023	0.086	0.09	< 2	< 1	13	0.02	3	< 2	< 10	20	< 10	3	< 1
L9600E-10950	0.023	0.097	0.10	< 2	< 1	11	0.02	4	< 2	< 10	18	< 10	3	< 1
L9400E-10500	0.023	0.094	0.10	< 2	< 1	15	0.01	2	< 2	< 10	14	< 10	2	< 1
L9400E-10512.5	0.022	0.096	0.10	< 2	< 1	11	< 0.01	4	< 2	< 10	13	< 10	3	< 1
L9400E-10525	0.020	0.088	0.10	< 2	< 1	10	< 0.01	3	< 2	< 10	12	< 10	3	< 1
L9400E-10537.5	0.021	0.073	0.08	< 2	< 1	12	0.02	3	< 2	< 10	16	< 10	3	< 1
L9400E-10550	0.022	0.088	0.10	< 2	< 1	11	0.01	3	< 2	< 10	15	< 10	3	< 1
L9400E-10562.5	0.021	0.079	0.09	< 2	< 1	11	0.01	< 1	< 2	< 10	14	< 10	3	< 1
L9400E-10575	0.022	0.112	0.12	< 2	< 1	10	< 0.01	1	< 2	< 10	9	< 10	3	< 1
L9400E-10587.5	0.022	0.103	0.11	< 2	< 1	9	0.01	3	< 2	< 10	13	< 10	3	< 1
L9400E-10600	0.020	0.099	0.11	< 2	< 1	8	< 0.01	2	< 2	< 10	11	< 10	2	< 1
L9400E-10612.5	0.021	0.123	0.14	< 2	< 1	7	< 0.01	2	< 2	< 10	6	< 10	2	< 1
L9400E-10625	0.021	0.128	0.14	< 2	< 1	6	< 0.01	3	< 2	< 10	5	< 10	2	< 1
L9400E-10637.5	0.022	0.079	0.08	< 2	< 1	11	< 0.01	1	< 2	< 10	13	< 10	2	< 1
L9400E-10650	0.023	0.078	0.08	< 2	< 1	12	0.02	2	< 2	< 10	16	< 10	2	< 1
L9400E-10662.5	0.023	0.090	0.09	< 2	< 1	11	0.01	3	< 2	< 10	15	< 10	2	< 1
L9400E-10675	0.029	0.124	0.12	< 2	< 1	9	< 0.01	3	< 2	< 10	12	< 10	3	< 1
L9400E-10687.5	0.026	0.108	0.12	< 2	< 1	10	< 0.01	2	< 2	< 10	10	< 10	2	< 1
L9400E-10700	0.030	0.125	0.13	< 2	< 1	8	< 0.01	3	< 2	< 10	9	< 10	2	< 1
L9400E-10712.5	0.029	0.115	0.11	< 2	< 1	9	< 0.01	2	< 2	< 10	12	< 10	2	< 1
L9400E-10725	0.030	0.107	0.12	< 2	< 1	10	< 0.01	5	< 2	< 10	9	< 10	2	< 1
L9400E-10737.5	0.025	0.099	0.12	< 2	< 1	10	< 0.01	3	< 2	< 10	9	< 10	2	< 1
L9400E-10750	0.030	0.117	0.14	< 2	< 1	8	< 0.01	2	< 2	< 10	6	< 10	2	< 1
L9400E-10762.5	0.024	0.065	0.09	< 2	< 1	16	0.03	4	< 2	< 10	17	< 10	2	< 1
L9400E-10775	0.021	0.089	0.11	< 2	< 1	14	0.02	4	< 2	< 10	16	< 10	2	< 1
L9400E-10787.5	0.022	0.078	0.10	< 2	< 1	14	0.03	2	< 2	< 10	17	< 10	2	< 1
L9400E-10800	0.022	0.086	0.10	< 2	< 1	14	0.02	< 1	< 2	< 10	17	< 10	2	< 1
L9400E-10812.5	0.023	0.096	0.11	< 2	< 1	12	0.01	1	< 2	< 10	15	< 10	2	< 1
L9400E-10825	0.022	0.090	0.10	< 2	< 1	14	0.03	3	< 2	< 10	20	< 10	2	< 1

Analyte Symbol	Na	P	S	Sb	Sc	Sr	Ti	Te	Tl	U	V	W	Y	Zr
Unit Symbol	%	%	%	ppm	ppm	ppm	%	ppm	ppm	ppm	ppm	ppm	ppm	ppm
Lower Limit	0.001	0.001	0.01	2	1	1	0.01	1	2	10	1	10	1	1
Method Code	AR-ICP	AR-ICP	AR-ICP	AR-ICP	AR-ICP	AR-ICP	AR-ICP	AR-ICP	AR-ICP	AR-ICP	AR-ICP	AR-ICP	AR-ICP	AR-ICP
L9400E-10837.5	0.021	0.102	0.11	< 2	< 1	12	0.01	3	< 2	< 10	16	< 10	2	< 1
L9400E-10850	0.024	0.113	0.13	< 2	< 1	11	< 0.01	4	< 2	< 10	13	< 10	2	< 1
L9400E-10862.5	0.021	0.101	0.11	< 2	< 1	11	< 0.01	1	< 2	< 10	9	< 10	2	< 1
L9400E-10875	0.021	0.104	0.12	< 2	< 1	11	< 0.01	< 1	< 2	< 10	9	< 10	2	< 1
L9400E-10887.5	0.024	0.103	0.11	< 2	< 1	12	< 0.01	3	< 2	< 10	11	< 10	2	< 1
L9400E-10900	0.020	0.070	0.13	< 2	< 1	27	< 0.01	3	< 2	< 10	6	< 10	< 1	< 1
L9400E-10912.5	0.021	0.068	0.11	< 2	< 1	24	0.02	5	< 2	< 10	11	< 10	1	1
L9400E-10925	0.019	0.063	0.09	< 2	< 1	23	0.01	2	< 2	< 10	9	< 10	< 1	< 1
L9400E-10937.5	0.020	0.073	0.10	< 2	< 1	24	0.01	< 1	< 2	< 10	10	< 10	1	< 1
L9400E-10950	0.023	0.075	0.10	< 2	< 1	28	0.02	2	< 2	< 10	10	< 10	1	< 1
L9200E-10500	0.024	0.041	0.04	< 2	1	21	0.05	5	< 2	< 10	21	< 10	2	< 1
L9200E-10512.5	0.021	0.077	0.08	< 2	< 1	24	0.01	2	< 2	< 10	11	< 10	2	< 1
L9200E-10525	0.021	0.044	0.04	< 2	< 1	20	0.02	< 1	< 2	< 10	11	< 10	2	< 1
L9200E-10537.5	0.025	0.074	0.15	< 2	1	36	0.03	3	< 2	< 10	21	< 10	15	< 1
L9200E-10550	0.028	0.093	0.21	< 2	1	40	0.02	< 1	< 2	< 10	17	< 10	16	< 1
L9200E-10562.5	0.027	0.119	0.25	< 2	< 1	42	0.01	1	< 2	< 10	15	< 10	16	< 1
L9200E-10575	0.027	0.109	0.24	< 2	< 1	41	0.01	2	< 2	< 10	15	< 10	15	< 1
L9200E-10587.5	0.026	0.102	0.22	< 2	< 1	41	0.02	4	< 2	< 10	15	< 10	16	< 1
L9200E-10600	0.024	0.087	0.20	< 2	< 1	37	0.02	4	< 2	< 10	15	< 10	15	< 1
L9200E-10612.5	0.025	0.106	0.28	< 2	< 1	48	0.01	2	< 2	< 10	13	< 10	18	1
L9200E-10625	0.026	0.076	0.13	< 2	1	33	0.03	5	< 2	< 10	20	< 10	13	< 1
L9200E-10637.5	0.024	0.077	0.12	< 2	< 1	31	0.02	3	< 2	< 10	9	< 10	1	< 1
L9200E-10650	0.022	0.074	0.11	< 2	< 1	29	0.02	4	< 2	< 10	11	< 10	1	< 1
L9200E-10662.5	0.020	0.079	0.12	< 2	< 1	14	0.02	3	< 2	< 10	12	< 10	2	< 1
L9200E-10675	0.020	0.103	0.14	< 2	< 1	16	< 0.01	1	< 2	< 10	7	< 10	1	< 1
L9200E-10687.5	0.022	0.092	0.14	< 2	< 1	16	< 0.01	3	< 2	< 10	7	< 10	1	< 1
L9200E-10700	0.020	0.091	0.14	< 2	< 1	16	< 0.01	2	< 2	< 10	7	< 10	1	< 1
L9200E-10712.5	0.018	0.081	0.13	< 2	< 1	18	< 0.01	< 1	< 2	< 10	5	< 10	< 1	< 1
L9200E-10725	0.019	0.074	0.10	< 2	< 1	15	< 0.01	5	< 2	< 10	7	< 10	< 1	< 1
L9200E-10737.5	0.019	0.062	0.09	< 2	< 1	13	0.01	5	< 2	< 10	7	< 10	< 1	< 1
L9200E-10750	0.018	0.065	0.09	< 2	< 1	12	< 0.01	2	< 2	< 10	7	< 10	< 1	< 1
L9200E-10762.5	0.021	0.056	0.09	< 2	< 1	11	< 0.01	< 1	< 2	< 10	7	< 10	< 1	< 1
L9200E-10775	0.020	0.064	0.14	< 2	< 1	19	< 0.01	2	< 2	< 10	4	< 10	< 1	< 1
L9200E-10787.5	0.017	0.059	0.13	< 2	< 1	18	< 0.01	2	< 2	< 10	4	< 10	< 1	< 1
L9200E-10800	0.023	0.051	0.36	< 2	2	18	0.03	< 1	< 2	< 10	23	< 10	11	1
L9200E-10812.5	0.022	0.068	0.45	< 2	1	20	0.02	3	< 2	< 10	20	< 10	8	1
L9200E-10825	0.023	0.052	0.37	< 2	2	18	0.03	< 1	< 2	< 10	24	< 10	12	2
L9200E-10837.5	0.023	0.051	0.37	< 2	2	18	0.03	< 1	< 2	< 10	25	< 10	12	2
L9200E-10850	0.022	0.052	0.38	< 2	2	19	0.03	< 1	< 2	< 10	24	< 10	11	2
L9200E-10862.5	0.022	0.075	0.49	< 2	1	19	0.02	3	< 2	< 10	20	< 10	7	1
L9200E-10875	0.024	0.056	0.43	< 2	2	20	0.03	< 1	< 2	< 10	28	< 10	13	2
L9200E-10887.5	0.023	0.050	0.34	< 2	2	18	0.03	1	< 2	< 10	23	< 10	11	2
L9200E-10900	0.025	0.070	0.50	< 2	1	20	0.02	2	< 2	< 10	22	< 10	8	2
L9200E-10912.5	0.022	0.054	0.37	< 2	2	19	0.03	< 1	< 2	< 10	23	< 10	12	2
L9200E-10925	0.021	0.054	0.41	< 2	2	18	0.03	< 1	< 2	< 10	23	< 10	8	2
L9200E-10937.5	0.022	0.053	0.33	< 2	2	20	0.03	1	< 2	< 10	20	< 10	10	2
L9200E-10950	0.021	0.052	0.37	< 2	2	18	0.03	1	< 2	< 10	22	< 10	8	2
L9000E-10500	0.020	0.056	0.06	< 2	< 1	24	0.01	< 1	< 2	< 10	9	< 10	2	< 1
L9000E-10512.5	0.018	0.059	0.13	< 2	< 1	17	< 0.01	3	< 2	< 10	4	< 10	< 1	< 1
L9000E-10525	0.019	0.090	0.11	< 2	< 1	23	< 0.01	2	< 2	< 10	6	< 10	1	< 1

Analyte Symbol	Na	P	S	Sb	Sc	Sr	Ti	Te	Tl	U	V	W	Y	Zr
Unit Symbol	%	%	%	ppm	ppm	ppm	%	ppm	ppm	ppm	ppm	ppm	ppm	ppm
Lower Limit	0.001	0.001	0.01	2	1	1	0.01	1	2	10	1	10	1	1
Method Code	AR-ICP	AR-ICP	AR-ICP	AR-ICP	AR-ICP	AR-ICP	AR-ICP	AR-ICP	AR-ICP	AR-ICP	AR-ICP	AR-ICP	AR-ICP	AR-ICP
L9000E-10537.5	0.023	0.109	0.10	< 2	< 1	29	< 0.01	< 1	< 2	< 10	9	< 10	< 1	< 1
L9000E-10550	0.022	0.058	0.06	< 2	< 1	26	0.02	< 1	< 2	< 10	9	< 10	2	< 1
L9000E-10562.5	0.025	0.061	0.06	< 2	< 1	27	0.01	< 1	< 2	< 10	9	< 10	2	< 1
L9000E-10575	0.023	0.107	0.15	< 2	< 1	42	< 0.01	< 1	< 2	< 10	7	< 10	< 1	< 1
L9000E-10587.5	0.027	0.106	0.19	< 2	< 1	43	< 0.01	2	< 2	< 10	9	< 10	5	1
L9000E-10600	0.025	0.103	0.19	< 2	< 1	42	< 0.01	2	< 2	< 10	9	< 10	4	1
L9000E-10612.5	0.019	0.078	0.12	< 2	< 1	28	< 0.01	2	< 2	< 10	5	< 10	< 1	< 1
L9000E-10625	0.021	0.079	0.12	< 2	< 1	29	< 0.01	2	< 2	< 10	5	< 10	< 1	< 1
L9000E-10637.5	0.024	0.060	0.06	< 2	< 1	26	0.01	< 1	< 2	< 10	9	< 10	2	< 1
L9000E-10650	0.024	0.060	0.07	< 2	< 1	27	0.02	2	< 2	< 10	11	< 10	2	< 1
L9000E-10662.5	0.018	0.099	0.14	< 2	< 1	16	< 0.01	3	< 2	< 10	6	< 10	< 1	< 1
L9000E-10675	0.020	0.105	0.15	< 2	< 1	16	< 0.01	3	< 2	< 10	7	< 10	1	< 1
L9000E-10687.5	0.020	0.092	0.13	< 2	< 1	15	< 0.01	< 1	< 2	< 10	6	< 10	< 1	< 1
L9000E-10700	0.021	0.101	0.14	< 2	< 1	16	< 0.01	< 1	< 2	< 10	6	< 10	< 1	< 1
L9000E-10712.5	0.024	0.095	0.15	< 2	< 1	37	0.01	3	< 2	< 10	9	< 10	4	< 1
L9000E-10725	0.022	0.080	0.09	< 2	< 1	23	0.01	< 1	< 2	< 10	9	< 10	1	< 1
L9000E-10737.5	0.026	0.080	0.09	< 2	< 1	23	0.01	< 1	< 2	< 10	9	< 10	1	< 1
L9000E-10750	0.017	0.097	0.13	< 2	< 1	15	< 0.01	< 1	< 2	< 10	6	< 10	< 1	< 1
L9000E-10762.5	0.019	0.099	0.14	< 2	< 1	16	< 0.01	2	< 2	< 10	7	< 10	< 1	< 1
L9000E-10775	0.022	0.098	0.13	< 2	< 1	20	0.01	4	< 2	< 10	9	< 10	< 1	1
L9000E-10787.5	0.020	0.095	0.12	< 2	< 1	20	0.01	3	< 2	< 10	8	< 10	< 1	< 1
L9000E-10800	0.023	0.081	0.12	< 2	< 1	29	0.02	5	< 2	< 10	12	< 10	3	< 1
L9000E-10812.5	0.020	0.068	0.49	< 2	1	18	0.02	3	< 2	< 10	17	< 10	7	1
L9000E-10825	0.024	0.068	0.49	< 2	< 1	17	0.02	1	< 2	< 10	17	< 10	7	1
L9000E-10837.5	0.027	0.064	0.45	< 2	1	18	0.02	3	< 2	< 10	18	< 10	7	1
L9000E-10850	0.025	0.072	0.48	< 2	< 1	18	0.01	< 1	< 2	< 10	16	< 10	6	< 1
L9000E-10862.5	0.028	0.068	0.49	< 2	< 1	17	0.01	3	< 2	< 10	18	< 10	6	1
L9000E-10875	0.021	0.065	0.46	< 2	< 1	18	0.02	< 1	< 2	< 10	18	< 10	7	1
L9000E-10887.5	0.025	0.083	0.59	< 2	< 1	18	0.01	3	< 2	< 10	18	< 10	7	1
L9000E-10900	0.023	0.068	0.49	< 2	< 1	18	0.01	2	< 2	< 10	17	< 10	6	1
L9000E-10912.5	0.021	0.067	0.46	< 2	< 1	18	0.02	< 1	< 2	< 10	17	< 10	7	1
L9000E-10925	0.022	0.082	0.58	< 2	< 1	17	< 0.01	3	< 2	< 10	16	< 10	5	< 1
L9000E-10937.5	0.022	0.077	0.55	< 2	< 1	17	0.01	< 1	< 2	< 10	16	< 10	6	1
L9000E-10950	0.022	0.074	0.51	< 2	< 1	18	0.01	3	< 2	< 10	16	< 10	6	1
L8800E-10500	0.021	0.058	0.11	< 2	< 1	28	< 0.01	4	< 2	< 10	6	< 10	1	1
L8800E-10512.5	0.020	0.058	0.13	< 2	< 1	30	< 0.01	< 1	< 2	< 10	4	< 10	1	< 1
L8800E-10525	0.028	0.093	0.08	< 2	< 1	33	0.02	5	< 2	< 10	11	< 10	2	< 1
L8800E-10537.5	0.023	0.055	0.12	2	1	34	0.02	< 1	< 2	< 10	14	< 10	17	2
L8800E-10550	0.026	0.055	0.12	< 2	2	33	0.02	1	< 2	< 10	15	< 10	18	2
L8800E-10562.5	0.025	0.049	0.07	< 2	< 1	32	0.02	< 1	< 2	< 10	12	< 10	3	1
L8800E-10575	0.026	0.102	0.09	< 2	< 1	34	0.03	3	< 2	< 10	20	< 10	2	< 1
L8800E-10587.5	0.025	0.106	0.09	< 2	< 1	33	0.03	2	< 2	< 10	21	< 10	2	< 1
L8800E-10600	0.027	0.051	0.05	< 2	< 1	26	0.03	1	< 2	< 10	12	< 10	2	< 1
L8800E-10612.5	0.027	0.054	0.05	< 2	< 1	28	0.03	< 1	< 2	< 10	12	< 10	2	< 1
L8800E-10625	0.021	0.122	0.13	< 2	< 1	42	0.02	3	< 2	< 10	13	< 10	1	< 1
L8800E-10637.5	0.026	0.081	0.08	< 2	< 1	27	0.02	< 1	< 2	< 10	11	< 10	1	< 1
L8800E-10650	0.027	0.083	0.08	< 2	< 1	29	0.02	3	< 2	< 10	12	< 10	2	< 1
L8800E-10662.5	0.028	0.104	0.09	< 2	< 1	36	0.02	1	< 2	< 10	13	< 10	1	< 1
L8800E-10675	0.026	0.106	0.09	< 2	< 1	36	0.02	2	< 2	< 10	13	< 10	1	< 1
L8800E-10687.5	0.024	0.087	0.18	< 2	< 1	45	< 0.01	3	< 2	< 10	6	< 10	2	< 1

Analyte Symbol	Na	P	S	Sb	Sc	Sr	Ti	Te	Tl	U	V	W	Y	Zr
Unit Symbol	%	%	%	ppm	ppm	ppm	%	ppm	ppm	ppm	ppm	ppm	ppm	ppm
Lower Limit	0.001	0.001	0.01	2	1	1	0.01	1	2	10	1	10	1	1
Method Code	AR-ICP	AR-ICP	AR-ICP	AR-ICP	AR-ICP	AR-ICP	AR-ICP	AR-ICP	AR-ICP	AR-ICP	AR-ICP	AR-ICP	AR-ICP	AR-ICP
L8800E-10700	0.022	0.086	0.19	< 2	< 1	43	< 0.01	2	< 2	< 10	7	< 10	2	< 1
L8800E-10712.5	0.024	0.087	0.20	< 2	< 1	44	< 0.01	3	< 2	< 10	9	< 10	1	< 1
L8800E-10725	0.023	0.090	0.20	< 2	< 1	47	< 0.01	4	< 2	< 10	7	< 10	2	< 1
L8800E-10737.5	0.024	0.089	0.19	< 2	< 1	45	< 0.01	3	< 2	< 10	6	< 10	2	< 1
L8800E-10750	0.021	0.081	0.20	< 2	< 1	43	< 0.01	3	< 2	< 10	8	< 10	1	< 1
L8800E-10762.5														
L8800E-10775	0.023	0.073	0.07	< 2	< 1	22	0.02	3	< 2	< 10	13	< 10	2	1
L8800E-10787.5	0.025	0.072	0.07	< 2	< 1	22	0.02	4	< 2	< 10	13	< 10	2	< 1
L8800E-10800	0.027	0.135	0.15	< 2	< 1	44	0.02	5	< 2	< 10	15	< 10	4	< 1
L8800E-10812.5	0.027	0.133	0.16	< 2	< 1	45	0.02	2	< 2	< 10	15	< 10	4	< 1
L8800E-10825	0.025	0.074	0.07	< 2	< 1	24	0.02	< 1	< 2	< 10	10	< 10	2	< 1
L8800E-10837.5	0.025	0.072	0.06	< 2	< 1	23	0.02	< 1	< 2	< 10	11	< 10	2	< 1
L8800E-10850	0.022	0.142	0.11	2	2	35	0.02	2	< 2	< 10	34	< 10	9	1
L8800E-10862.5	0.024	0.152	0.10	3	2	33	0.02	3	< 2	< 10	40	< 10	10	1
L8800E-10875	0.024	0.131	0.10	< 2	< 1	23	0.02	4	< 2	< 10	21	< 10	5	< 1
L8800E-10887.5	0.024	0.135	0.10	< 2	< 1	22	0.02	2	< 2	< 10	20	< 10	5	< 1
L8800E-10900	0.022	0.130	0.14	2	1	42	0.02	4	< 2	< 10	19	< 10	6	< 1
L8800E-10912.5	0.023	0.152	0.10	< 2	2	32	0.02	4	< 2	< 10	40	< 10	9	1
L8800E-10925	0.023	0.134	0.14	< 2	1	43	0.02	4	< 2	< 10	18	< 10	6	< 1
L8800E-10937.5	0.023	0.153	0.10	2	2	33	0.02	< 1	< 2	< 10	40	< 10	9	1
L8800E-10950	0.022	0.119	0.13	< 2	1	39	0.02	4	< 2	< 10	19	< 10	5	< 1
L8600E-10500	0.021	0.022	0.04	< 2	1	35	0.04	< 1	< 2	< 10	8	< 10	5	< 1
L8600E-10512.5	0.020	0.024	0.05	< 2	1	39	0.04	1	< 2	< 10	10	< 10	6	< 1
L8600E-10525	0.020	0.023	0.04	< 2	1	38	0.05	< 1	< 2	< 10	10	< 10	6	< 1
L8600E-10537.5	0.022	0.038	0.08	< 2	2	52	0.04	< 1	< 2	< 10	11	< 10	10	< 1
L8600E-10550	0.021	0.047	0.07	< 2	< 1	43	0.03	< 1	< 2	< 10	10	< 10	3	< 1
L8600E-10562.5	0.021	0.072	0.12	< 2	< 1	51	0.02	< 1	< 2	< 10	9	< 10	3	< 1
L8600E-10575	0.021	0.046	0.07	< 2	< 1	42	0.02	< 1	< 2	< 10	10	< 10	3	< 1
L8600E-10587.5	0.022	0.043	0.07	< 2	< 1	40	0.03	< 1	< 2	< 10	10	< 10	3	< 1
L8600E-10600	0.016	0.133	0.14	< 2	< 1	24	< 0.01	2	< 2	< 10	7	< 10	1	< 1
L8600E-10612.5	0.021	0.066	0.05	< 2	< 1	20	0.04	< 1	< 2	< 10	16	< 10	2	< 1
L8600E-10625	0.019	0.087	0.10	< 2	< 1	29	0.01	3	< 2	< 10	7	< 10	< 1	< 1
L8600E-10637.5	0.020	0.091	0.10	< 2	< 1	30	0.01	< 1	< 2	< 10	7	< 10	< 1	< 1
L8600E-10650	0.020	0.076	0.08	< 2	< 1	23	0.04	4	< 2	< 10	18	< 10	2	< 1
L8600E-10662.5	0.020	0.093	0.27	< 2	< 1	42	< 0.01	2	< 2	< 10	4	< 10	1	< 1
L8600E-10675	0.019	0.091	0.19	< 2	< 1	43	< 0.01	3	< 2	< 10	7	< 10	2	< 1
L8600E-10687.5	0.019	0.098	0.20	< 2	< 1	46	< 0.01	< 1	< 2	< 10	8	< 10	3	< 1
L8600E-10700	0.018	0.094	0.19	< 2	< 1	45	< 0.01	2	< 2	< 10	8	< 10	2	< 1
L8600E-10712.5	0.018	0.106	0.19	< 2	< 1	46	< 0.01	2	< 2	< 10	12	< 10	5	< 1
L8600E-10725	0.020	0.094	0.18	< 2	< 1	44	< 0.01	3	< 2	< 10	9	< 10	3	< 1
L8600E-10737.5	0.019	0.091	0.19	< 2	< 1	45	< 0.01	2	< 2	< 10	8	< 10	3	< 1
L8600E-10750	0.021	0.103	0.22	< 2	< 1	47	< 0.01	2	< 2	< 10	8	< 10	2	< 1
L8600E-10762.5	0.019	0.099	0.21	< 2	< 1	46	< 0.01	3	< 2	< 10	7	< 10	2	< 1
L8600E-10775	0.020	0.101	0.21	< 2	< 1	40	< 0.01	2	< 2	< 10	6	< 10	< 1	< 1
L8600E-10787.5	0.022	0.101	0.24	< 2	< 1	45	< 0.01	2	< 2	< 10	9	< 10	1	< 1
L8600E-10800	0.033	0.137	0.19	< 2	< 1	51	0.01	2	< 2	< 10	15	< 10	8	< 1
L8600E-10812.5	0.032	0.141	0.20	< 2	< 1	52	0.01	2	< 2	< 10	15	< 10	9	< 1
L8600E-10825	0.034	0.142	0.20	< 2	< 1	52	0.01	2	< 2	< 10	14	< 10	9	< 1
L8600E-10837.5	0.023	0.102	0.10	< 2	< 1	32	0.02	3	< 2	< 10	12	< 10	3	< 1
L8600E-10850	0.024	0.093	0.08	< 2	< 1	24	0.03	5	< 2	< 10	13	< 10	2	< 1

Analyte Symbol	Na	P	S	Sb	Sc	Sr	Ti	Te	Tl	U	V	W	Y	Zr
Unit Symbol	%	%	%	ppm	ppm	ppm	%	ppm	ppm	ppm	ppm	ppm	ppm	ppm
Lower Limit	0.001	0.001	0.01	2	1	1	0.01	1	2	10	1	10	1	1
Method Code	AR-ICP	AR-ICP	AR-ICP	AR-ICP	AR-ICP	AR-ICP	AR-ICP	AR-ICP	AR-ICP	AR-ICP	AR-ICP	AR-ICP	AR-ICP	AR-ICP
L8600E-10862.5	0.024	0.077	0.06	< 2	< 1	24	0.03	2	< 2	< 10	14	< 10	2	< 1
L8600E-10875	0.025	0.103	0.09	< 2	< 1	24	0.03	< 1	< 2	< 10	16	< 10	2	< 1
L8600E-10887.5	0.026	0.098	0.09	< 2	< 1	24	0.03	2	< 2	< 10	16	< 10	2	< 1
L8600E-10900	0.022	0.068	0.08	< 2	< 1	25	0.02	2	< 2	< 10	12	< 10	1	< 1
L8600E-10912.5	0.023	0.073	0.08	< 2	< 1	27	0.02	2	< 2	< 10	11	< 10	1	< 1
L8600E-10925	0.022	0.080	0.08	< 2	< 1	28	0.02	3	< 2	< 10	10	< 10	1	< 1
L8600E-10937.5	0.024	0.111	0.10	< 2	< 1	24	0.02	3	< 2	< 10	12	< 10	1	< 1
L8600E-10950	0.023	0.103	0.09	< 2	< 1	23	0.02	5	< 2	< 10	12	< 10	1	< 1
L8400E-10500	0.019	0.089	0.09	< 2	< 1	15	0.03	3	< 2	< 10	13	< 10	2	< 1
L8400E-10512.5	0.018	0.061	0.18	< 2	< 1	26	< 0.01	2	< 2	< 10	4	< 10	< 1	< 1
L8400E-10525	0.023	0.055	0.04	< 2	1	24	0.05	1	< 2	< 10	17	< 10	2	< 1
L8400E-10537.5	0.021	0.037	0.03	< 2	1	22	0.05	< 1	< 2	< 10	15	< 10	2	< 1
L8400E-10550	0.022	0.046	0.03	< 2	1	22	0.06	< 1	< 2	< 10	17	< 10	2	< 1
L8400E-10562.5	0.022	0.107	0.08	< 2	1	15	0.02	4	< 2	< 10	40	< 10	2	< 1
L8400E-10575	0.021	0.111	0.08	< 2	1	16	0.02	< 1	< 2	< 10	41	< 10	2	< 1
L8400E-10587.5	0.021	0.120	0.09	< 2	1	16	0.02	< 1	< 2	< 10	40	< 10	2	< 1
L8400E-10600	0.021	0.098	0.07	< 2	1	15	0.02	2	< 2	< 10	40	< 10	2	< 1
L8400E-10612.5	0.021	0.114	0.08	< 2	< 1	16	< 0.01	< 1	< 2	< 10	30	< 10	2	< 1
L8400E-10625	0.021	0.130	0.13	< 2	< 1	26	< 0.01	2	< 2	< 10	7	< 10	< 1	< 1
L8400E-10637.5	0.021	0.166	0.12	< 2	< 1	16	0.02	3	< 2	< 10	14	< 10	1	< 1
L8400E-10650	0.022	0.129	0.13	< 2	< 1	23	< 0.01	2	< 2	< 10	8	< 10	< 1	< 1
L8400E-10662.5	0.021	0.083	0.07	< 2	1	21	0.04	< 1	< 2	< 10	21	< 10	2	< 1
L8400E-10675	0.023	0.072	0.06	< 2	1	21	0.05	< 1	< 2	< 10	23	< 10	2	< 1
L8400E-10687.5	0.020	0.112	0.12	< 2	< 1	14	0.01	< 1	< 2	< 10	9	< 10	1	< 1
L8400E-10700	0.019	0.107	0.12	< 2	< 1	14	< 0.01	4	< 2	< 10	9	< 10	1	< 1
L8400E-10712.5	0.022	0.116	0.12	< 2	< 1	13	0.01	4	< 2	< 10	11	< 10	1	< 1
L8400E-10725	0.020	0.112	0.12	< 2	< 1	14	0.01	3	< 2	< 10	8	< 10	1	< 1
L8400E-10737.5	0.020	0.115	0.13	< 2	< 1	15	< 0.01	4	< 2	< 10	6	< 10	< 1	< 1
L8400E-10750	0.021	0.071	0.07	< 2	< 1	15	0.04	4	< 2	< 10	15	< 10	2	< 1
L8400E-10762.5	0.021	0.054	0.05	< 2	< 1	14	0.05	3	< 2	< 10	16	< 10	2	< 1
L8400E-10775	0.021	0.058	0.05	< 2	< 1	14	0.05	2	< 2	< 10	16	< 10	2	< 1
L8400E-10787.5	0.020	0.044	0.04	< 2	< 1	14	0.05	< 1	< 2	< 10	16	< 10	2	< 1
L8400E-10800	0.021	0.061	0.05	< 2	< 1	15	0.05	2	< 2	< 10	15	< 10	2	< 1
L8400E-10812.5	0.021	0.092	0.09	< 2	< 1	16	0.04	3	< 2	< 10	13	< 10	2	< 1
L8400E-10825	0.022	0.057	0.05	< 2	3	20	0.12	7	< 2	< 10	32	< 10	3	< 1
L8400E-10832.5	0.023	0.091	0.09	< 2	< 1	18	0.03	< 1	< 2	< 10	13	< 10	1	< 1
L8400E-10850	0.023	0.080	0.07	< 2	3	20	0.11	4	< 2	< 10	29	< 10	3	< 1
L8400E-10862.5	0.022	0.085	0.07	< 2	3	19	0.10	3	< 2	< 10	27	< 10	3	< 1
L8400E-10875	0.024	0.058	0.05	< 2	4	20	0.13	5	< 2	< 10	31	< 10	4	< 1
L8400E-10887.5	0.022	0.067	0.06	< 2	3	20	0.12	5	< 2	< 10	29	< 10	3	< 1
L8400E-10900	0.022	0.058	0.05	< 2	4	19	0.13	4	< 2	< 10	32	< 10	3	< 1
L8400E-10912.5	0.023	0.067	0.06	< 2	3	19	0.12	5	< 2	< 10	31	< 10	3	< 1
L8400E-10925	0.023	0.066	0.06	< 2	3	20	0.11	2	< 2	< 10	30	< 10	3	< 1
L8400E-10937.5	0.021	0.049	0.05	< 2	3	19	0.11	5	< 2	< 10	31	< 10	3	< 1
L8400E-10950	0.022	0.095	0.09	< 2	< 1	18	0.02	2	< 2	< 10	12	< 10	1	< 1
L8200E-10500	0.023	0.051	0.12	< 2	< 1	25	< 0.01	< 1	< 2	< 10	6	< 10	1	1
L8200E-10512.5	0.019	0.051	0.12	< 2	< 1	25	< 0.01	< 1	< 2	< 10	6	< 10	1	1
L8200E-10525	0.020	0.049	0.12	< 2	< 1	25	< 0.01	< 1	< 2	< 10	6	< 10	1	1
L8200E-10537.5	0.019	0.049	0.12	< 2	< 1	24	< 0.01	< 1	< 2	< 10	5	< 10	1	1
L8200E-10550	0.022	0.050	0.12	< 2	< 1	25	< 0.01	< 1	< 2	< 10	5	< 10	1	1

Analyte Symbol	Na	P	S	Sb	Sc	Sr	Ti	Te	Tl	U	V	W	Y	Zr
Unit Symbol	%	%	%	ppm	ppm	ppm	%	ppm	ppm	ppm	ppm	ppm	ppm	ppm
Lower Limit	0.001	0.001	0.01	2	1	1	0.01	1	2	10	1	10	1	1
Method Code	AR-ICP	AR-ICP	AR-ICP	AR-ICP	AR-ICP	AR-ICP	AR-ICP	AR-ICP	AR-ICP	AR-ICP	AR-ICP	AR-ICP	AR-ICP	AR-ICP
L8200E-10562.5	0.023	0.119	0.18	< 2	< 1	50	0.02	2	< 2	< 10	14	< 10	2	< 1
L8200E-10575	0.025	0.078	0.11	< 2	< 1	32	0.02	2	< 2	< 10	13	< 10	2	< 1
L8200E-10587.5	0.020	0.043	0.10	< 2	< 1	22	0.01	< 1	< 2	< 10	7	< 10	1	2
L8200E-10600	0.021	0.050	0.12	< 2	< 1	25	< 0.01	1	< 2	< 10	5	< 10	1	1
L8200E-10612.5	0.022	0.058	0.10	< 2	1	26	0.03	3	< 2	< 10	16	< 10	3	2
L8200E-10625	0.027	0.089	0.09	< 2	< 1	44	0.02	6	< 2	< 10	11	< 10	2	< 1
L8200E-10637.5	0.027	0.078	0.11	< 2	1	32	0.03	3	< 2	< 10	18	< 10	3	< 1
L8200E-10650	0.023	0.106	0.11	< 2	< 1	25	0.02	3	< 2	< 10	11	< 10	1	< 1
L8200E-10662.5	0.026	0.123	0.10	< 2	< 1	35	0.02	4	< 2	< 10	13	< 10	1	< 1
L8200E-10675	0.025	0.090	0.07	< 2	< 1	25	0.03	3	< 2	< 10	16	< 10	2	< 1
L8200E-10687.5	0.024	0.113	0.10	< 2	< 1	25	0.03	4	< 2	< 10	23	< 10	4	< 1
L8200E-10700	0.025	0.086	0.07	< 2	< 1	27	0.04	2	< 2	< 10	19	< 10	2	< 1
L8200E-10712.5	0.024	0.096	0.08	< 2	< 1	24	0.03	3	< 2	< 10	17	< 10	2	< 1
L8200E-10725	0.031	0.101	0.08	< 2	< 1	20	0.03	3	< 2	< 10	18	< 10	2	< 1
L8200E-10737.5	0.023	0.107	0.11	< 2	< 1	24	0.02	2	< 2	< 10	10	< 10	1	< 1
L8200E-10750	0.024	0.131	0.09	< 2	< 1	12	0.02	3	< 2	< 10	19	< 10	2	< 1
L8200E-10762.5	0.023	0.101	0.10	< 2	< 1	23	0.03	5	< 2	< 10	22	< 10	4	< 1
L8200E-10775	0.022	0.083	0.07	< 2	2	19	0.09	1	< 2	< 10	35	< 10	3	< 1
L8200E-10787.5	0.023	0.082	0.10	< 2	< 1	26	0.02	< 1	< 2	< 10	11	< 10	2	< 1
L8200E-10800	0.023	0.125	0.19	< 2	< 1	50	0.02	2	< 2	< 10	15	< 10	2	< 1
L8200E-10812.5	0.025	0.129	0.20	< 2	< 1	50	0.02	4	< 2	< 10	16	< 10	3	< 1
L8200E-10825	0.022	0.054	0.13	< 2	< 1	28	< 0.01	< 1	< 2	< 10	6	< 10	1	1
L8200E-10837.5	0.030	0.104	0.09	< 2	< 1	21	0.03	1	< 2	< 10	18	< 10	2	< 1
L8200E-10850	0.029	0.098	0.08	< 2	< 1	21	0.03	1	< 2	< 10	17	< 10	2	< 1
L8200E-10862.5	0.021	0.108	0.09	< 2	< 1	12	0.02	< 1	< 2	< 10	18	< 10	2	< 1
L8200E-10875	0.023	0.124	0.09	< 2	< 1	11	0.02	2	< 2	< 10	18	< 10	2	< 1
L8200E-10887.5	0.022	0.053	0.10	< 2	1	24	0.02	2	< 2	< 10	15	< 10	3	1
L8200E-10900	0.027	0.038	0.07	< 2	2	20	0.05	2	< 2	< 10	25	< 10	3	2
L8200E-10912.5	0.024	0.037	0.07	< 2	2	20	0.04	3	< 2	< 10	22	< 10	3	2
L8200E-10925	0.025	0.092	0.08	< 2	< 1	24	0.03	1	< 2	< 10	16	< 10	2	< 1
L8200E-10937.5	0.020	0.117	0.09	< 2	< 1	11	0.02	2	< 2	< 10	18	< 10	2	< 1
L8200E-10950	0.023	0.072	0.06	< 2	2	17	0.08	5	< 2	< 10	35	< 10	3	< 1

QC

Analyte Symbol	Ag	Cd	Cu	Mn	Mo	Ni	Pb	Zn	Al	As	B	Ba	Be	Bi	Ca	Co	Cr	Fe	Ga	Hg	K	La	Mg
Unit Symbol	ppm	ppm	ppm	ppm	ppm	ppm	ppm	ppm	%	ppm	ppm	ppm	ppm	ppm	%	ppm	ppm	%	ppm	ppm	%	ppm	%
Lower Limit	0.2	0.5	1	5	1	1	2	2	0.01	2	10	10	0.5	2	0.01	1	1	0.01	10	1	0.01	10	0.01
Method Code	AR-ICP	AR-ICP	AR-ICP	AR-ICP	AR-ICP	AR-ICP	AR-ICP	AR-ICP	AR-ICP	AR-ICP	AR-ICP	AR-ICP	AR-ICP	AR-ICP	AR-ICP	AR-ICP	AR-ICP	AR-ICP	AR-ICP	AR-ICP	AR-ICP	AR-ICP	AR-ICP
GXR-1 Meas	26.3	2.2	1010	721	14	35	563	619	0.66	350	12	299	0.8	1360	0.81	6	5	20.2	< 10	2	0.04	< 10	0.17
GXR-1 Cert	31.0	3.30	1110	852	18.0	41.0	730	760	3.52	427	15.0	750	1.22	1380	0.960	8.20	12.0	23.6	13.8	3.90	0.050	7.50	0.217
GXR-1 Meas	26.8	2.2	1030	729	14	35	568	626	0.66	353	13	244	0.8	1390	0.81	6	6	20.8	< 10	2	0.04	< 10	0.17
GXR-1 Cert	31.0	3.30	1110	852	18.0	41.0	730	760	3.52	427	15.0	750	1.22	1380	0.960	8.20	12.0	23.6	13.8	3.90	0.050	7.50	0.217
GXR-1 Meas	27.2	2.3	1040	740	14	36	571	639	0.66	359	13	201	0.8	1390	0.82	6	6	20.9	< 10	2	0.04	< 10	0.17
GXR-1 Cert	31.0	3.30	1110	852	18.0	41.0	730	760	3.52	427	15.0	750	1.22	1380	0.960	8.20	12.0	23.6	13.8	3.90	0.050	7.50	0.217
GXR-1 Meas	28.6	2.0	1090	805	16	37	568	632	0.76	371	13	252	0.8	1360	0.84	5	7	22.2	< 10	2	0.05	< 10	0.19
GXR-1 Cert	31.0	3.30	1110	852	18.0	41.0	730	760	3.52	427	15.0	750	1.22	1380	0.960	8.20	12.0	23.6	13.8	3.90	0.050	7.50	0.217
GXR-1 Meas	26.4	2.0	1000	727	14	33	543	605	0.67	347	12	225	0.8	1270	0.79	5	6	20.5	< 10	4	0.04	< 10	0.17
GXR-1 Cert	31.0	3.30	1110	852	18.0	41.0	730	760	3.52	427	15.0	750	1.22	1380	0.960	8.20	12.0	23.6	13.8	3.90	0.050	7.50	0.217
GXR-4 Meas	3.5	< 0.5	6370	134	327	40	43	70	2.75	101	< 10	39	1.4	14	0.89	13	55	3.01	10	< 1	1.70	47	1.62
GXR-4 Cert	4.0	0.860	6520	155	310	42.0	52.0	73.0	7.20	98.0	4.50	1640	1.90	19.0	1.01	14.6	64.0	3.09	20.0	0.110	4.01	64.5	1.66
GXR-4 Meas	3.7	< 0.5	6470	136	339	41	44	72	2.85	108	< 10	45	1.4	11	0.92	13	54	3.11	10	< 1	1.78	49	1.68
GXR-4 Cert	4.0	0.860	6520	155	310	42.0	52.0	73.0	7.20	98.0	4.50	1640	1.90	19.0	1.01	14.6	64.0	3.09	20.0	0.110	4.01	64.5	1.66
GXR-4 Meas	3.6	< 0.5	6530	137	332	42	43	71	2.82	106	< 10	40	1.4	27	0.91	13	55	3.06	10	< 1	1.76	47	1.66
GXR-4 Cert	4.0	0.860	6520	155	310	42.0	52.0	73.0	7.20	98.0	4.50	1640	1.90	19.0	1.01	14.6	64.0	3.09	20.0	0.110	4.01	64.5	1.66
GXR-4 Meas	3.7	< 0.5	6500	136	338	44	40	72	2.81	104	< 10	20	1.4	20	0.92	13	55	3.09	10	< 1	1.75	48	1.67
GXR-4 Cert	4.0	0.860	6520	155	310	42.0	52.0	73.0	7.20	98.0	4.50	1640	1.90	19.0	1.01	14.6	64.0	3.09	20.0	0.110	4.01	64.5	1.66
GXR-4 Meas	4.0	< 0.5	6860	152	370	45	46	77	2.92	114	< 10	24	1.5	29	0.95	14	56	3.46	10	< 1	1.82	51	1.76
GXR-4 Cert	4.0	0.860	6520	155	310	42.0	52.0	73.0	7.20	98.0	4.50	1640	1.90	19.0	1.01	14.6	64.0	3.09	20.0	0.110	4.01	64.5	1.66
GXR-4 Meas	3.8	< 0.5	6490	138	326	43	42	74	2.83	109	< 10	21	1.4	26	0.93	14	56	3.08	10	< 1	1.73	49	1.68
GXR-4 Cert	4.0	0.860	6520	155	310	42.0	52.0	73.0	7.20	98.0	4.50	1640	1.90	19.0	1.01	14.6	64.0	3.09	20.0	0.110	4.01	64.5	1.66
GXR-4 Meas	3.3	< 0.5	6060	131	324	41	40	68	2.62	101	< 10	16	1.3	18	0.86	13	51	2.88	10	< 1	1.61	44	1.57
GXR-4 Cert	4.0	0.860	6520	155	310	42.0	52.0	73.0	7.20	98.0	4.50	1640	1.90	19.0	1.01	14.6	64.0	3.09	20.0	0.110	4.01	64.5	1.66
GXR-6 Meas	0.2	< 0.5	67	1020	1	28	88	127	7.06	234	< 10	1110	0.9	< 2	0.15	13	79	5.69	20	< 1	1.18	11	0.41
GXR-6 Cert	1.30	1.00	66.0	1010	2.40	27.0	101	118	17.7	330	9.80	1300	1.40	0.290	0.180	13.8	96.0	5.58	35.0	0.0680	1.87	13.9	0.609
GXR-6 Meas	0.3	< 0.5	68	1020	2	27	91	126	7.12	245	< 10	1070	0.9	< 2	0.15	13	79	5.74	20	< 1	1.19	10	0.42
GXR-6 Cert	1.30	1.00	66.0	1010	2.40	27.0	101	118	17.7	330	9.80	1300	1.40	0.290	0.180	13.8	96.0	5.58	35.0	0.0680	1.87	13.9	0.609
GXR-6 Meas	0.3	< 0.5	67	1010	1	28	91	124	7.09	235	< 10	1080	0.9	< 2	0.15	13	78	5.69	20	< 1	1.18	10	0.41
GXR-6 Cert	1.30	1.00	66.0	1010	2.40	27.0	101	118	17.7	330	9.80	1300	1.40	0.290	0.180	13.8	96.0	5.58	35.0	0.0680	1.87	13.9	0.609
GXR-6 Meas	0.3	< 0.5	70	1040	< 1	28	92	128	7.30	242	< 10	1090	0.9	< 2	0.15	13	81	5.83	20	< 1	1.21	11	0.42
GXR-6 Cert	1.30	1.00	66.0	1010	2.40	27.0	101	118	17.7	330	9.80	1300	1.40	0.290	0.180	13.8	96.0	5.58	35.0	0.0680	1.87	13.9	0.609
GXR-6 Meas	0.3	< 0.5	65	1010	1	26	88	122	6.89	235	< 10	941	0.9	< 2	0.15	13	77	5.48	20	2	1.15	11	0.40
GXR-6 Cert	1.30	1.00	66.0	1010	2.40	27.0	101	118	17.7	330	9.80	1300	1.40	0.290	0.180	13.8	96.0	5.58	35.0	0.0680	1.87	13.9	0.609
GXR-6 Meas	0.3	< 0.5	65	1010	1	26	88	122	6.92	233	< 10	943	0.9	< 2	0.15	13	77	5.51	20	1	1.14	11	0.40
GXR-6 Cert	1.30	1.00	66.0	1010	2.40	27.0	101	118	17.7	330	9.80	1300	1.40	0.290	0.180	13.8	96.0	5.58	35.0	0.0680	1.87	13.9	0.609
GXR-6 Meas	0.4	< 0.5	70	1080	< 1	29	94	129	7.39	240	< 10	995	0.9	< 2	0.16	14	83	5.91	20	2	1.23	11	0.43
GXR-6 Cert	1.30	1.00	66.0	1010	2.40	27.0	101	118	17.7	330	9.80	1300	1.40	0.290	0.180	13.8	96.0	5.58	35.0	0.0680	1.87	13.9	0.609
SAR-M (U.S.G.S.) Meas	3.6	5.7	351	4500	14	48	1010	1030	1.21	37		244	1.1	< 2	0.33	11	92	3.02	< 10		0.31	54	0.37
SAR-M (U.S.G.S.) Cert	3.64	5.27	331.0000	5220	13.1	41.5	982	930.0	6.30	38.8		801	2.20	1.94	0.61	10.70	79.7	2.99	17		2.94	57.4	0.50
SAR-M (U.S.G.S.) Meas	3.5	5.7	344	4480	13	47	1020	1040	1.23	38		249	1.1	< 2	0.33	11	89	3.04	< 10		0.32	51	0.38
SAR-M (U.S.G.S.) Cert	3.64	5.27	331.0000	5220	13.1	41.5	982	930.0	6.30	38.8		801	2.20	1.94	0.61	10.70	79.7	2.99	17		2.94	57.4	0.50
SAR-M (U.S.G.S.) Meas	4.5	6.0	359	4550	14	46	1040	1040	1.24	40		228	1.1	< 2	0.34	11	89	3.06	< 10		0.32	52	0.38
SAR-M (U.S.G.S.) Cert	3.64	5.27	331.0000	5220	13.1	41.5	982	930.0	6.30	38.8		801	2.20	1.94	0.61	10.70	79.7	2.99	17		2.94	57.4	0.50

Analyte Symbol	Ag	Cd	Cu	Mn	Mo	Ni	Pb	Zn	Al	As	B	Ba	Be	Bi	Ca	Co	Cr	Fe	Ga	Hg	K	La	Mg
Unit Symbol	ppm	ppm	ppm	ppm	ppm	ppm	ppm	ppm	%	ppm	ppm	ppm	ppm	ppm	%	ppm	ppm	%	ppm	ppm	%	ppm	%
Lower Limit	0.2	0.5	1	5	1	1	2	2	0.01	2	10	10	0.5	2	0.01	1	1	0.01	10	1	0.01	10	0.01
Method Code	AR-ICP	AR-ICP	AR-ICP	AR-ICP	AR-ICP	AR-ICP	AR-ICP	AR-ICP	AR-ICP	AR-ICP	AR-ICP	AR-ICP	AR-ICP	AR-ICP	AR-ICP	AR-ICP	AR-ICP	AR-ICP	AR-ICP	AR-ICP	AR-ICP	AR-ICP	AR-ICP
SAR-M (U.S.G.S.) Meas	3.9	6.0	357	4620	14	47	1050	1070	1.27	39		255	1.1	< 2	0.34	11	92	3.07	< 10		0.33	51	0.39
SAR-M (U.S.G.S.) Cert	3.64	5.27	331.0000	5220	13.1	41.5	982	930.0	6.30	38.8		801	2.20	1.94	0.61	10.70	79.7	2.99	17		2.94	57.4	0.50
SAR-M (U.S.G.S.) Meas	4.0	5.4	366	4730	15	49	1040	1060	1.35	43		234	1.1	< 2	0.35	11	95	3.21	< 10		0.34	55	0.40
SAR-M (U.S.G.S.) Cert	3.64	5.27	331.0000	5220	13.1	41.5	982	930.0	6.30	38.8		801	2.20	1.94	0.61	10.70	79.7	2.99	17		2.94	57.4	0.50
SAR-M (U.S.G.S.) Meas	3.7	5.5	333	4530	13	44	1020	1010	1.18	40		215	1.1	< 2	0.33	11	88	2.95	< 10		0.31	49	0.37
SAR-M (U.S.G.S.) Cert	3.64	5.27	331.0000	5220	13.1	41.5	982	930.0	6.30	38.8		801	2.20	1.94	0.61	10.70	79.7	2.99	17		2.94	57.4	0.50
SAR-M (U.S.G.S.) Meas	3.2	5.1	327	4290	13	44	966	986	1.13	36		205	1.0	< 2	0.31	10	85	2.80	< 10		0.29	48	0.35
SAR-M (U.S.G.S.) Cert	3.64	5.27	331.0000	5220	13.1	41.5	982	930.0	6.30	38.8		801	2.20	1.94	0.61	10.70	79.7	2.99	17		2.94	57.4	0.50
L10600E-10675 Orig	< 0.2	0.9	27	31	< 1	9	17	12	0.51	< 2	< 10	55	< 0.5	< 2	0.77	2	7	0.42	< 10	< 1	0.03	51	0.08
L10600E-10675 Dup	< 0.2	0.9	28	30	< 1	10	18	15	0.52	< 2	< 10	57	< 0.5	< 2	0.79	2	7	0.43	< 10	< 1	0.04	54	0.08
L10600E-10862.5 Orig	< 0.2	1.0	19	24	< 1	9	26	22	0.22	3	< 10	83	< 0.5	< 2	0.34	1	3	0.32	< 10	< 1	0.04	< 10	0.03
L10600E-10862.5 Dup	< 0.2	1.0	19	23	< 1	9	26	21	0.21	3	< 10	81	< 0.5	< 2	0.33	1	3	0.32	< 10	< 1	0.04	< 10	0.03
L10400E-10587.5 Orig	0.2	0.9	22	13	1	14	17	7	0.38	< 2	< 10	32	< 0.5	< 2	2.48	4	5	0.42	< 10	< 1	0.03	21	0.12
L10400E-10587.5 Dup	< 0.2	0.8	21	13	< 1	13	16	7	0.39	< 2	< 10	32	< 0.5	< 2	2.35	4	5	0.42	< 10	< 1	0.03	20	0.12
L10400E-10775 Orig	< 0.2	0.8	26	12	1	15	16	9	0.37	< 2	< 10	34	< 0.5	< 2	2.63	4	6	0.41	< 10	< 1	0.03	20	0.12
L10400E-10775 Dup	0.3	0.8	24	12	1	15	17	8	0.36	< 2	< 10	33	< 0.5	< 2	2.43	4	6	0.41	< 10	< 1	0.03	18	0.12
L10200E-10500 Orig	< 0.2	< 0.5	41	89	< 1	19	41	31	0.68	2	< 10	89	< 0.5	< 2	0.20	5	10	0.78	< 10	< 1	0.07	< 10	0.07
L10200E-10500 Dup	< 0.2	< 0.5	42	87	< 1	19	41	31	0.67	< 2	< 10	91	< 0.5	< 2	0.20	5	10	0.77	< 10	< 1	0.07	< 10	0.07
L10200E-10687.5 Orig	< 0.2	0.8	53	92	< 1	20	67	21	0.47	7	< 10	150	< 0.5	< 2	0.27	3	8	0.54	< 10	< 1	0.05	< 10	0.05
L10200E-10687.5 Dup	< 0.2	0.8	50	91	< 1	18	66	21	0.48	6	< 10	148	< 0.5	< 2	0.27	3	8	0.55	< 10	< 1	0.06	< 10	0.05
L10200E-10875 Orig	< 0.2	< 0.5	36	64	< 1	17	43	24	0.56	4	< 10	100	< 0.5	< 2	0.17	4	8	0.56	< 10	< 1	0.06	< 10	0.05
L10200E-10875 Dup	< 0.2	0.5	36	66	< 1	18	46	26	0.58	3	< 10	98	< 0.5	< 2	0.18	4	8	0.58	< 10	< 1	0.06	< 10	0.05
L10000E-10600 Orig	< 0.2	0.5	23	63	< 1	20	75	17	0.58	< 2	< 10	151	< 0.5	< 2	0.51	4	6	0.47	< 10	< 1	0.07	< 10	0.05
L10000E-10600 Dup	0.3	0.6	23	63	< 1	19	74	17	0.58	2	< 10	154	< 0.5	< 2	0.51	4	6	0.47	< 10	< 1	0.07	< 10	0.05
L10000E-10787.5 Orig	< 0.2	0.6	22	42	1	12	56	15	0.21	3	< 10	144	< 0.5	< 2	0.43	1	8	0.22	< 10	< 1	0.05	< 10	0.03
L10000E-10787.5 Dup	0.3	0.7	25	54	1	12	62	16	0.24	2	< 10	160	< 0.5	< 2	0.48	1	9	0.26	< 10	< 1	0.05	< 10	0.04
L9800E-10512.5 Orig	< 0.2	0.6	22	288	2	14	50	38	0.33	7	< 10	78	< 0.5	< 2	0.91	3	9	0.56	< 10	< 1	0.09	< 10	0.10
L9800E-10512.5 Dup	< 0.2	0.6	22	265	2	13	47	35	0.30	7	< 10	72	< 0.5	< 2	0.84	3	8	0.51	< 10	< 1	0.08	< 10	0.09
L9800E-10700 Orig	0.3	0.9	34	2670	1	23	43	18	1.68	5	< 10	106	0.7	< 2	2.09	10	25	1.07	< 10	< 1	0.07	40	0.13
L9800E-10700 Dup	0.3	0.9	35	2710	2	22	45	19	1.75	3	< 10	109	0.7	< 2	2.14	11	26	1.11	< 10	< 1	0.07	42	0.14
L9800E-10887.5 Orig	0.2	< 0.5	20	115	< 1	18	51	35	0.27	< 2	< 10	134	< 0.5	< 2	0.39	1	7	0.33	< 10	< 1	0.10	< 10	0.06
L9800E-10887.5 Dup	0.3	< 0.5	21	121	< 1	19	53	36	0.28	< 2	< 10	151	< 0.5	< 2	0.41	1	7	0.33	< 10	< 1	0.11	< 10	0.06
L9600E-10612.5 Orig	< 0.2	0.5	44	52	< 1	23	39	33	0.94	4	< 10	82	< 0.5	< 2	0.13	6	10	1.06	< 10	< 1	0.09	< 10	0.06
L9600E-10612.5 Dup	< 0.2	0.6	44	52	< 1	21	38	32	0.93	4	< 10	79	< 0.5	< 2	0.12	5	10	1.04	< 10	< 1	0.08	< 10	0.06
L9600E-10800 Orig	< 0.2	0.5	55	80	< 1	21	37	31	0.72	< 2	< 10	96	< 0.5	< 2	0.20	5	13	0.80	< 10	< 1	0.06	< 10	0.07
L9600E-10800 Dup	< 0.2	0.6	63	82	< 1	19	41	30	0.80	< 2	< 10	100	< 0.5	< 2	0.21	5	13	0.89	< 10	< 1	0.07	< 10	0.08
L9400E-10525 Orig	< 0.2	< 0.5	50	47	< 1	18	39	24	0.85	2	< 10	77	< 0.5	< 2	0.11	6	11	0.80	< 10	< 1	0.06	< 10	0.07
L9400E-10525 Dup	< 0.2	< 0.5	49	45	< 1	16	37	23	0.81	< 2	< 10	73	< 0.5	< 2	0.11	6	10	0.76	< 10	< 1	0.06	< 10	0.06

Analyte Symbol	Ag	Cd	Cu	Mn	Mo	Ni	Pb	Zn	Al	As	B	Ba	Be	Bi	Ca	Co	Cr	Fe	Ga	Hg	K	La	Mg
Unit Symbol	ppm	ppm	ppm	ppm	ppm	ppm	ppm	ppm	%	ppm	ppm	ppm	ppm	ppm	%	ppm	ppm	%	ppm	ppm	%	ppm	%
Lower Limit	0.2	0.5	1	5	1	1	2	2	0.01	2	10	10	0.5	2	0.01	1	1	0.01	10	1	0.01	10	0.01
Method Code	AR-ICP	AR-ICP	AR-ICP	AR-ICP	AR-ICP	AR-ICP	AR-ICP	AR-ICP	AR-ICP	AR-ICP	AR-ICP	AR-ICP	AR-ICP	AR-ICP	AR-ICP	AR-ICP	AR-ICP	AR-ICP	AR-ICP	AR-ICP	AR-ICP	AR-ICP	AR-ICP
L9400E-10712.5 Orig	0.2	< 0.5	32	48	< 1	20	50	26	0.69	< 2	< 10	68	< 0.5	< 2	0.11	5	10	0.79	< 10	< 1	0.06	< 10	0.06
L9400E-10712.5 Dup	< 0.2	< 0.5	33	49	< 1	21	51	26	0.71	< 2	< 10	70	< 0.5	< 2	0.12	5	10	0.80	< 10	< 1	0.06	< 10	0.06
L9400E-10900 Orig	< 0.2	0.7	18	143	< 1	23	60	48	0.25	4	< 10	103	< 0.5	< 2	0.53	2	5	0.29	< 10	< 1	0.08	< 10	0.05
L9400E-10900 Dup	< 0.2	0.7	19	144	< 1	23	59	49	0.26	4	< 10	102	< 0.5	< 2	0.53	2	6	0.29	< 10	< 1	0.08	< 10	0.05
L9200E-10625 Orig	< 0.2	0.6	29	713	3	11	27	15	0.69	2	< 10	57	< 0.5	< 2	1.18	5	15	0.91	< 10	< 1	0.06	39	0.15
L9200E-10625 Dup	< 0.2	0.6	30	711	3	11	26	16	0.71	< 2	< 10	55	< 0.5	< 2	1.19	5	15	0.92	< 10	< 1	0.06	39	0.16
L9200E-10812.5 Orig	0.4	0.7	35	44	< 1	17	16	37	0.76	< 2	< 10	33	< 0.5	< 2	1.30	3	17	0.52	< 10	< 1	0.02	28	0.14
L9200E-10812.5 Dup	< 0.2	0.7	35	42	1	16	16	36	0.73	3	< 10	35	< 0.5	< 2	1.27	3	16	0.50	< 10	< 1	0.02	26	0.13
L9000E-10537.5 Orig	< 0.2	0.6	12	210	< 1	27	89	53	0.37	< 2	< 10	196	< 0.5	< 2	0.48	2	8	0.42	< 10	< 1	0.10	< 10	0.08
L9000E-10537.5 Dup	< 0.2	0.6	12	212	< 1	26	90	52	0.36	< 2	< 10	207	< 0.5	< 2	0.49	2	8	0.42	< 10	< 1	0.10	< 10	0.08
L9000E-10725 Orig	< 0.2	1.3	19	1190	< 1	18	130	85	0.31	< 2	< 10	180	< 0.5	< 2	0.59	1	9	0.35	< 10	< 1	0.10	< 10	0.07
L9000E-10725 Dup	< 0.2	1.1	17	1060	< 1	17	119	78	0.28	< 2	< 10	162	< 0.5	< 2	0.53	1	8	0.32	< 10	< 1	0.09	< 10	0.06
L9000E-10912.5 Orig	< 0.2	0.7	25	43	1	12	15	34	0.63	3	< 10	29	< 0.5	< 2	1.70	2	12	0.43	< 10	< 1	0.02	24	0.13
L9000E-10912.5 Dup	< 0.2	0.7	25	42	< 1	12	15	32	0.61	4	< 10	30	< 0.5	< 2	1.70	2	12	0.43	< 10	< 1	0.02	24	0.13
L8800E-10637.5 Orig	< 0.2	1.1	15	231	1	14	69	70	0.37	< 2	< 10	191	< 0.5	< 2	0.30	1	8	0.39	< 10	< 1	0.08	< 10	0.07
L8800E-10637.5 Dup	< 0.2	1.1	16	232	1	14	71	72	0.36	2	< 10	227	< 0.5	< 2	0.30	1	8	0.38	< 10	< 1	0.08	< 10	0.07
L8800E-10825 Orig	< 0.2	0.9	13	239	1	14	94	74	0.32	< 2	< 10	136	< 0.5	< 2	0.39	2	10	0.39	< 10	< 1	0.07	< 10	0.06
L8800E-10825 Dup	< 0.2	0.8	12	231	1	13	100	73	0.32	< 2	< 10	130	< 0.5	< 2	0.39	2	9	0.36	< 10	< 1	0.07	< 10	0.06
L8600E-10550 Orig	< 0.2	< 0.5	16	28	< 1	7	18	8	0.55	< 2	< 10	66	< 0.5	< 2	0.32	1	8	0.57	< 10	< 1	0.04	< 10	0.04
L8600E-10550 Dup	< 0.2	< 0.5	15	28	< 1	7	18	8	0.55	< 2	< 10	63	< 0.5	< 2	0.31	1	8	0.54	< 10	< 1	0.04	< 10	0.04
L8600E-10737.5 Orig	0.4	0.8	27	308	< 1	9	27	12	0.39	3	< 10	25	< 0.5	< 2	3.13	3	6	0.31	< 10	< 1	0.05	< 10	0.14
L8600E-10737.5 Dup	0.3	0.9	31	341	1	10	30	13	0.43	4	< 10	28	< 0.5	< 2	3.65	3	7	0.35	< 10	< 1	0.05	< 10	0.15
L8600E-10925 Orig	< 0.2	0.5	34	218	1	19	63	58	0.27	< 2	< 10	150	< 0.5	< 2	0.35	1	9	0.39	< 10	< 1	0.07	< 10	0.06
L8600E-10925 Dup	< 0.2	0.5	36	232	1	20	66	60	0.29	< 2	< 10	158	< 0.5	< 2	0.37	1	10	0.41	< 10	< 1	0.07	< 10	0.06
L8400E-10650 Orig	< 0.2	0.8	14	119	< 1	13	63	116	0.31	< 2	< 10	155	< 0.5	< 2	0.34	3	7	0.33	< 10	< 1	0.07	< 10	0.07
L8400E-10650 Dup	< 0.2	0.7	13	114	< 1	13	62	110	0.30	< 2	< 10	157	< 0.5	< 2	0.33	3	7	0.32	< 10	< 1	0.07	< 10	0.07
L8400E-10832.5 Orig	< 0.2	0.6	19	243	1	17	65	66	0.40	< 2	< 10	131	< 0.5	< 2	0.31	2	10	0.48	< 10	< 1	0.08	< 10	0.07
L8400E-10832.5 Dup	< 0.2	0.6	19	249	< 1	16	66	66	0.41	< 2	< 10	141	< 0.5	< 2	0.32	2	10	0.49	< 10	< 1	0.08	< 10	0.07
L8200E-10562.5 Orig	0.2	3.3	21	6950	1	35	120	115	0.53	4	< 10	109	< 0.5	< 2	1.44	14	11	0.60	< 10	< 1	0.10	< 10	0.14
L8200E-10562.5 Dup	0.2	3.3	21	6970	1	35	119	114	0.53	4	< 10	132	< 0.5	< 2	1.43	14	11	0.61	< 10	< 1	0.10	< 10	0.14
L8200E-10750 Orig	< 0.2	0.9	44	220	1	18	73	64	0.58	< 2	< 10	124	< 0.5	< 2	0.29	4	13	0.80	< 10	< 1	0.08	< 10	0.12
L8200E-10750 Dup	< 0.2	0.9	43	221	1	18	72	65	0.60	< 2	< 10	124	< 0.5	< 2	0.29	4	14	0.79	< 10	< 1	0.08	< 10	0.12
L8200E-10937.5 Orig	< 0.2	0.8	49	198	1	19	62	61	0.54	< 2	< 10	110	< 0.5	< 2	0.25	4	13	0.73	< 10	< 1	0.08	< 10	0.12
L8200E-10937.5 Dup	< 0.2	0.8	51	199	< 1	18	66	63	0.55	< 2	< 10	117	< 0.5	< 2	0.26	4	13	0.76	< 10	< 1	0.08	< 10	0.12
Method Blank	< 0.2	< 0.5	< 1	< 5	< 1	2	< 2	< 2	< 0.01	< 2	< 10	< 10	< 0.5	< 2	< 0.01	< 1	< 1	< 0.01	< 10	< 1	< 0.01	< 10	< 0.01
Method Blank	< 0.2	< 0.5	< 1	< 5	< 1	2	< 2	< 2	< 0.01	< 2	< 10	< 10	< 0.5	< 2	< 0.01	< 1	< 1	< 0.01	< 10	< 1	< 0.01	< 10	< 0.01
Method Blank	< 0.2	< 0.5	< 1	< 5	< 1	2	< 2	< 2	< 0.01	< 2	< 10	< 10	< 0.5	< 2	< 0.01	< 1	< 1	< 0.01	< 10	< 1	< 0.01	< 10	< 0.01
Method Blank	< 0.2	< 0.5	< 1	< 5	< 1	2	< 2	< 2	< 0.01	< 2	< 10	< 10	< 0.5	< 2	< 0.01	< 1	< 1	< 0.01	< 10	< 1	< 0.01	< 10	< 0.01
Method Blank	< 0.2	< 0.5	< 1	< 5	< 1	3	< 2	< 2	< 0.01	< 2	< 10	< 10	< 0.5	< 2	< 0.01	< 1	< 1	< 0.01	< 10	< 1	< 0.01	< 10	< 0.01
Method Blank	< 0.2	< 0.5	< 1	< 5	< 1	2	< 2	< 2	< 0.01	< 2	< 10	< 10	< 0.5	< 2	< 0.01	< 1	< 1	< 0.01	< 10	< 1	< 0.01	< 10	< 0.01
Method Blank	< 0.2	< 0.5	< 1	< 5	< 1	2	< 2	< 2	< 0.01	< 2	< 10	< 10	< 0.5	< 2	< 0.01	< 1	< 1	< 0.01	< 10	< 1	< 0.01	< 10	< 0.01
Method Blank	< 0.2	< 0.5	< 1	< 5	< 1	2	< 2	< 2	< 0.01	< 2	< 10	< 10	< 0.5	< 2	< 0.01	< 1	< 1	< 0.01	< 10	< 1	< 0.01	< 10	< 0.01

QC

Analyte Symbol	Na	P	S	Sb	Sc	Sr	Ti	Te	Tl	U	V	W	Y	Zr
Unit Symbol	%	%	%	ppm	ppm	ppm	%	ppm	ppm	ppm	ppm	ppm	ppm	ppm
Lower Limit	0.001	0.001	0.01	2	1	1	0.01	1	2	10	1	10	1	1
Method Code	AR-ICP	AR-ICP	AR-ICP	AR-ICP	AR-ICP	AR-ICP	AR-ICP	AR-ICP	AR-ICP	AR-ICP	AR-ICP	AR-ICP	AR-ICP	AR-ICP
GXR-1 Meas	0.075	0.046	0.18	80	1	183	< 0.01	12	< 2	25	74	141	22	24
GXR-1 Cert	0.0520	0.0650	0.257	122	1.58	275	0.036	13.0	0.390	34.9	80.0	164	32.0	38.0
GXR-1 Meas	0.076	0.045	0.18	75	1	185	< 0.01	11	< 2	26	75	144	22	25
GXR-1 Cert	0.0520	0.0650	0.257	122	1.58	275	0.036	13.0	0.390	34.9	80.0	164	32.0	38.0
GXR-1 Meas	0.075	0.044	0.18	68	1	191	< 0.01	16	< 2	25	76	142	22	25
GXR-1 Cert	0.0520	0.0650	0.257	122	1.58	275	0.036	13.0	0.390	34.9	80.0	164	32.0	38.0
GXR-1 Meas	0.081	0.044	0.18	75	1	200	< 0.01	10	< 2	26	76	144	24	25
GXR-1 Cert	0.0520	0.0650	0.257	122	1.58	275	0.036	13.0	0.390	34.9	80.0	164	32.0	38.0
GXR-1 Meas	0.074	0.040	0.17	69	1	187	< 0.01	9	< 2	23	71	134	22	24
GXR-1 Cert	0.0520	0.0650	0.257	122	1.58	275	0.036	13.0	0.390	34.9	80.0	164	32.0	38.0
GXR-4 Meas	0.134	0.131	1.82	5	6	76	0.13	3	< 2	< 10	80	12	11	9
GXR-4 Cert	0.564	0.120	1.77	4.80	7.70	221	0.29	0.970	3.20	6.20	87.0	30.8	14.0	186
GXR-4 Meas	0.142	0.144	1.81	4	7	78	0.13	2	2	< 10	81	13	12	12
GXR-4 Cert	0.564	0.120	1.77	4.80	7.70	221	0.29	0.970	3.20	6.20	87.0	30.8	14.0	186
GXR-4 Meas	0.140	0.141	1.81	4	7	78	0.13	3	< 2	< 10	81	13	12	12
GXR-4 Cert	0.564	0.120	1.77	4.80	7.70	221	0.29	0.970	3.20	6.20	87.0	30.8	14.0	186
GXR-4 Meas	0.139	0.138	1.81	4	7	77	0.14	5	2	< 10	81	13	12	11
GXR-4 Cert	0.564	0.120	1.77	4.80	7.70	221	0.29	0.970	3.20	6.20	87.0	30.8	14.0	186
GXR-4 Meas	0.146	0.140	1.88	5	7	82	0.14	5	< 2	< 10	85	13	13	12
GXR-4 Cert	0.564	0.120	1.77	4.80	7.70	221	0.29	0.970	3.20	6.20	87.0	30.8	14.0	186
GXR-4 Meas	0.145	0.135	1.83	3	7	77	0.14	4	< 2	< 10	82	14	12	11
GXR-4 Cert	0.564	0.120	1.77	4.80	7.70	221	0.29	0.970	3.20	6.20	87.0	30.8	14.0	186
GXR-4 Meas	0.129	0.123	1.68	3	6	72	0.13	4	< 2	< 10	76	13	11	10
GXR-4 Cert	0.564	0.120	1.77	4.80	7.70	221	0.29	0.970	3.20	6.20	87.0	30.8	14.0	186
GXR-6 Meas	0.091	0.037	0.01	5	22	33		< 1	< 2	< 10	168	< 10	6	9
GXR-6 Cert	0.104	0.0350	0.0160	3.60	27.6	35.0		0.0180	2.20	1.54	186	1.90	14.0	110
GXR-6 Meas	0.090	0.039	0.01	4	21	34		< 1	< 2	< 10	172	< 10	6	12
GXR-6 Cert	0.104	0.0350	0.0160	3.60	27.6	35.0		0.0180	2.20	1.54	186	1.90	14.0	110
GXR-6 Meas	0.092	0.038	0.01	4	21	33		< 1	< 2	< 10	169	< 10	6	11
GXR-6 Cert	0.104	0.0350	0.0160	3.60	27.6	35.0		0.0180	2.20	1.54	186	1.90	14.0	110
GXR-6 Meas	0.094	0.038	0.01	4	22	34		2	< 2	< 10	176	< 10	6	12
GXR-6 Cert	0.104	0.0350	0.0160	3.60	27.6	35.0		0.0180	2.20	1.54	186	1.90	14.0	110
GXR-6 Meas	0.078	0.035	0.01	4	22	33		5	< 2	< 10	168	< 10	6	11
GXR-6 Cert	0.104	0.0350	0.0160	3.60	27.6	35.0		0.0180	2.20	1.54	186	1.90	14.0	110
GXR-6 Meas	0.078	0.034	0.01	4	22	33		3	< 2	< 10	167	< 10	6	10
GXR-6 Cert	0.104	0.0350	0.0160	3.60	27.6	35.0		0.0180	2.20	1.54	186	1.90	14.0	110
GXR-6 Meas	0.084	0.035	0.01	3	23	35		< 1	< 2	< 10	181	< 10	7	11
GXR-6 Cert	0.104	0.0350	0.0160	3.60	27.6	35.0		0.0180	2.20	1.54	186	1.90	14.0	110
SAR-M (U.S.G.S.) Meas	0.042	0.074		4	4	34	0.06	6	< 2	< 10	37	< 10	22	
SAR-M (U.S.G.S.) Cert	1.140	0.07		6.0	7.83	151	0.38	0.96	2.7	3.57	67.2	9.78	28.00	
SAR-M (U.S.G.S.) Meas	0.041	0.076		6	4	33	0.06	5	< 2	< 10	38	< 10	22	
SAR-M (U.S.G.S.) Cert	1.140	0.07		6.0	7.83	151	0.38	0.96	2.7	3.57	67.2	9.78	28.00	
SAR-M (U.S.G.S.) Meas	0.041	0.076		5	4	34	0.06	3	< 2	< 10	38	< 10	22	
SAR-M (U.S.G.S.) Cert	1.140	0.07		6.0	7.83	151	0.38	0.96	2.7	3.57	67.2	9.78	28.00	

Analyte Symbol	Na	P	S	Sb	Sc	Sr	Ti	Te	Tl	U	V	W	Y	Zr
Unit Symbol	%	%	%	ppm	ppm	ppm	%	ppm	ppm	ppm	ppm	ppm	ppm	ppm
Lower Limit	0.001	0.001	0.01	2	1	1	0.01	1	2	10	1	10	1	1
Method Code	AR-ICP	AR-ICP	AR-ICP	AR-ICP	AR-ICP	AR-ICP	AR-ICP	AR-ICP	AR-ICP	AR-ICP	AR-ICP	AR-ICP	AR-ICP	AR-ICP
SAR-M (U.S.G.S.) Meas	0.049	0.077		4	4	35	0.06	4	< 2	< 10	38	< 10	23	
SAR-M (U.S.G.S.) Cert	1.140	0.07		6.0	7.83	151	0.38	0.96	2.7	3.57	67.2	9.78	28.00	
SAR-M (U.S.G.S.) Meas	0.041	0.076		5	4	35	0.06	< 1	< 2	< 10	40	< 10	23	
SAR-M (U.S.G.S.) Cert	1.140	0.07		6.0	7.83	151	0.38	0.96	2.7	3.57	67.2	9.78	28.00	
SAR-M (U.S.G.S.) Meas	0.037	0.073		5	4	33	0.06	6	< 2	< 10	37	< 10	22	
SAR-M (U.S.G.S.) Cert	1.140	0.07		6.0	7.83	151	0.38	0.96	2.7	3.57	67.2	9.78	28.00	
SAR-M (U.S.G.S.) Meas	0.035	0.067		4	3	31	0.05	4	< 2	< 10	35	< 10	21	
SAR-M (U.S.G.S.) Cert	1.140	0.07		6.0	7.83	151	0.38	0.96	2.7	3.57	67.2	9.78	28.00	
L10600E-10675 Orig	0.022	0.048	0.19	< 2	2	43	0.03	1	< 2	< 10	9	< 10	13	1
L10600E-10675 Dup	0.023	0.049	0.19	< 2	2	43	0.03	1	< 2	< 10	10	< 10	13	1
L10600E-10862.5 Orig	0.020	0.044	0.10	< 2	< 1	39	0.01	< 1	< 2	< 10	5	< 10	1	< 1
L10600E-10862.5 Dup	0.020	0.042	0.10	< 2	< 1	38	0.01	< 1	< 2	< 10	5	< 10	1	< 1
L10400E-10587.5 Orig	0.020	0.052	0.16	< 2	< 1	88	< 0.01	< 1	< 2	< 10	6	< 10	9	1
L10400E-10587.5 Dup	0.020	0.051	0.15	< 2	< 1	87	< 0.01	< 1	< 2	< 10	6	< 10	9	< 1
L10400E-10775 Orig	0.020	0.054	0.16	< 2	< 1	95	< 0.01	< 1	< 2	< 10	6	< 10	9	< 1
L10400E-10775 Dup	0.020	0.053	0.16	< 2	< 1	94	< 0.01	< 1	< 2	< 10	6	< 10	8	< 1
L10200E-10500 Orig	0.021	0.085	0.10	< 2	< 1	13	0.01	1	< 2	< 10	15	< 10	2	< 1
L10200E-10500 Dup	0.021	0.086	0.11	< 2	< 1	13	0.02	2	< 2	< 10	14	< 10	2	< 1
L10200E-10687.5 Orig	0.022	0.078	0.09	< 2	< 1	17	0.01	1	< 2	< 10	10	< 10	2	7
L10200E-10687.5 Dup	0.021	0.079	0.10	< 2	< 1	17	< 0.01	3	< 2	< 10	10	< 10	2	6
L10200E-10875 Orig	0.021	0.082	0.10	< 2	< 1	12	< 0.01	< 1	< 2	< 10	9	< 10	2	< 1
L10200E-10875 Dup	0.021	0.087	0.10	< 2	< 1	13	< 0.01	2	< 2	< 10	10	< 10	2	< 1
L10000E-10600 Orig	0.024	0.093	0.10	< 2	< 1	34	< 0.01	3	< 2	< 10	7	< 10	3	< 1
L10000E-10600 Dup	0.023	0.094	0.10	< 2	< 1	35	< 0.01	1	< 2	< 10	7	< 10	3	< 1
L10000E-10787.5 Orig	0.019	0.062	0.11	< 2	< 1	31	0.01	< 1	< 2	< 10	6	< 10	1	1
L10000E-10787.5 Dup	0.020	0.070	0.12	< 2	< 1	35	0.01	2	< 2	< 10	7	< 10	1	1
L9800E-10512.5 Orig	0.022	0.079	0.13	< 2	< 1	28	0.01	< 1	< 2	< 10	11	< 10	2	9
L9800E-10512.5 Dup	0.019	0.073	0.12	< 2	< 1	26	0.01	4	< 2	< 10	10	< 10	2	9
L9800E-10700 Orig	0.029	0.118	0.17	< 2	< 1	39	0.01	3	< 2	< 10	24	< 10	13	< 1
L9800E-10700 Dup	0.023	0.122	0.17	2	< 1	41	0.01	3	< 2	< 10	25	< 10	14	< 1
L9800E-10887.5 Orig	0.020	0.089	0.15	< 2	< 1	32	< 0.01	< 1	< 2	< 10	7	< 10	< 1	< 1
L9800E-10887.5 Dup	0.019	0.093	0.16	< 2	< 1	34	< 0.01	2	< 2	< 10	7	< 10	< 1	< 1
L9600E-10612.5 Orig	0.021	0.101	0.12	< 2	< 1	10	0.01	< 1	< 2	< 10	13	< 10	2	< 1
L9600E-10612.5 Dup	0.021	0.099	0.12	< 2	< 1	10	0.01	3	< 2	< 10	13	< 10	2	< 1
L9600E-10800 Orig	0.022	0.091	0.11	< 2	< 1	13	0.01	< 1	< 2	< 10	13	< 10	2	< 1
L9600E-10800 Dup	0.021	0.087	0.10	< 2	< 1	14	0.02	2	< 2	< 10	16	< 10	2	< 1

Analyte Symbol	Na	P	S	Sb	Sc	Sr	Ti	Te	Tl	U	V	W	Y	Zr
Unit Symbol	%	%	%	ppm	ppm	ppm	%	ppm	ppm	ppm	ppm	ppm	ppm	ppm
Lower Limit	0.001	0.001	0.01	2	1	1	0.01	1	2	10	1	10	1	1
Method Code	AR-ICP	AR-ICP	AR-ICP	AR-ICP	AR-ICP	AR-ICP	AR-ICP	AR-ICP	AR-ICP	AR-ICP	AR-ICP	AR-ICP	AR-ICP	AR-ICP
L9400E-10525 Orig	0.020	0.091	0.10	< 2	< 1	10	< 0.01	2	< 2	< 10	12	< 10	3	< 1
L9400E-10525 Dup	0.020	0.086	0.10	< 2	< 1	10	< 0.01	3	< 2	< 10	11	< 10	3	< 1
L9400E-10712.5 Orig	0.029	0.115	0.11	< 2	< 1	9	< 0.01	2	< 2	< 10	12	< 10	2	< 1
L9400E-10712.5 Dup	0.029	0.114	0.11	< 2	< 1	9	< 0.01	2	< 2	< 10	12	< 10	2	< 1
L9400E-10900 Orig	0.019	0.070	0.13	< 2	< 1	26	< 0.01	3	< 2	< 10	6	< 10	< 1	< 1
L9400E-10900 Dup	0.021	0.071	0.13	< 2	< 1	27	< 0.01	3	< 2	< 10	6	< 10	< 1	< 1
L9200E-10625 Orig	0.025	0.075	0.13	< 2	1	33	0.03	7	< 2	< 10	20	< 10	13	< 1
L9200E-10625 Dup	0.026	0.076	0.13	< 2	2	34	0.03	2	< 2	< 10	21	< 10	13	< 1
L9200E-10812.5 Orig	0.023	0.068	0.45	< 2	1	20	0.02	2	< 2	< 10	20	< 10	8	1
L9200E-10812.5 Dup	0.020	0.067	0.44	< 2	1	19	0.02	3	< 2	< 10	19	< 10	8	1
L9000E-10537.5 Orig	0.022	0.110	0.10	< 2	< 1	30	< 0.01	< 1	< 2	< 10	9	< 10	< 1	< 1
L9000E-10537.5 Dup	0.024	0.108	0.10	< 2	< 1	29	< 0.01	2	< 2	< 10	9	< 10	< 1	< 1
L9000E-10725 Orig	0.023	0.084	0.10	< 2	< 1	24	0.01	2	< 2	< 10	9	< 10	1	< 1
L9000E-10725 Dup	0.021	0.076	0.09	< 2	< 1	22	0.01	< 1	< 2	< 10	8	< 10	1	< 1
L9000E-10912.5 Orig	0.021	0.068	0.47	< 2	< 1	19	0.02	1	< 2	< 10	17	< 10	7	1
L9000E-10912.5 Dup	0.021	0.067	0.46	< 2	< 1	18	0.02	< 1	< 2	< 10	17	< 10	7	1
L8800E-10637.5 Orig	0.023	0.080	0.08	< 2	< 1	27	0.02	< 1	< 2	< 10	11	< 10	1	< 1
L8800E-10637.5 Dup	0.028	0.082	0.08	< 2	< 1	28	0.02	4	< 2	< 10	11	< 10	1	< 1
L8800E-10825 Orig	0.025	0.075	0.07	< 2	< 1	24	0.02	< 1	< 2	< 10	11	< 10	2	< 1
L8800E-10825 Dup	0.026	0.074	0.07	< 2	< 1	24	0.02	< 1	< 2	< 10	10	< 10	2	< 1
L8600E-10550 Orig	0.022	0.048	0.08	< 2	< 1	43	0.03	< 1	< 2	< 10	11	< 10	3	< 1
L8600E-10550 Dup	0.021	0.046	0.07	< 2	< 1	44	0.03	< 1	< 2	< 10	10	< 10	3	< 1
L8600E-10737.5 Orig	0.018	0.086	0.18	< 2	< 1	42	< 0.01	2	< 2	< 10	7	< 10	2	< 1
L8600E-10737.5 Dup	0.020	0.096	0.19	< 2	< 1	47	< 0.01	3	< 2	< 10	8	< 10	3	< 1
L8600E-10925 Orig	0.022	0.077	0.08	< 2	< 1	27	0.02	2	< 2	< 10	10	< 10	1	< 1
L8600E-10925 Dup	0.023	0.083	0.09	< 2	< 1	28	0.02	3	< 2	< 10	11	< 10	1	< 1
L8400E-10650 Orig	0.021	0.130	0.13	< 2	< 1	23	< 0.01	1	< 2	< 10	8	< 10	< 1	< 1
L8400E-10650 Dup	0.022	0.127	0.13	< 2	< 1	22	< 0.01	3	< 2	< 10	7	< 10	< 1	< 1
L8400E-10832.5 Orig	0.022	0.090	0.09	< 2	< 1	18	0.03	4	< 2	< 10	13	< 10	1	< 1
L8400E-10832.5 Dup	0.024	0.091	0.09	< 2	< 1	18	0.03	< 1	< 2	< 10	13	< 10	2	< 1
L8200E-10562.5 Orig	0.022	0.119	0.18	< 2	< 1	50	0.02	3	< 2	< 10	14	< 10	2	< 1
L8200E-10562.5 Dup	0.023	0.119	0.18	< 2	< 1	50	0.02	2	< 2	< 10	14	< 10	2	< 1
L8200E-10750 Orig	0.024	0.131	0.09	< 2	< 1	12	0.02	2	< 2	< 10	19	< 10	2	< 1
L8200E-10750 Dup	0.024	0.131	0.09	< 2	< 1	12	0.02	3	< 2	< 10	19	< 10	2	< 1
L8200E-10937.5 Orig	0.020	0.115	0.09	< 2	< 1	11	0.02	2	< 2	< 10	17	< 10	2	< 1
L8200E-10937.5 Dup	0.020	0.118	0.09	< 2	< 1	11	0.02	2	< 2	< 10	18	< 10	2	< 1
Method Blank	0.011	< 0.001	< 0.01	< 2	< 1	< 1	< 0.01	< 1	< 2	< 10	< 1	< 10	< 1	< 1
Method Blank	0.013	< 0.001	< 0.01	< 2	< 1	< 1	< 0.01	< 1	< 2	< 10	< 1	< 10	< 1	< 1
Method Blank	0.015	< 0.001	< 0.01	< 2	< 1	< 1	< 0.01	< 1	< 2	< 10	< 1	< 10	< 1	< 1
Method Blank	0.014	< 0.001	< 0.01	< 2	< 1	< 1	< 0.01	< 1	< 2	< 10	< 1	< 10	< 1	< 1
Method Blank	0.015	< 0.001	< 0.01	< 2	< 1	< 1	< 0.01	< 1	< 2	< 10	< 1	< 10	< 1	< 1
Method Blank	0.017	< 0.001	< 0.01	< 2	< 1	< 1	< 0.01	< 1	< 2	< 10	< 1	< 10	< 1	< 1
Method Blank	0.013	< 0.001	< 0.01	< 2	< 1	< 1	< 0.01	< 1	< 2	< 10	< 1	< 10	< 1	< 1
Method Blank	0.014	< 0.001	< 0.01	< 2	< 1	< 1	< 0.01	< 1	< 2	< 10	< 1	< 10	< 1	< 1

Appendix 5 (Gold Contour Map and Gold-Arsenic-Copper-Lead –Tellurium-Sulfur-Zinc Bubble and Sample Site Maps)

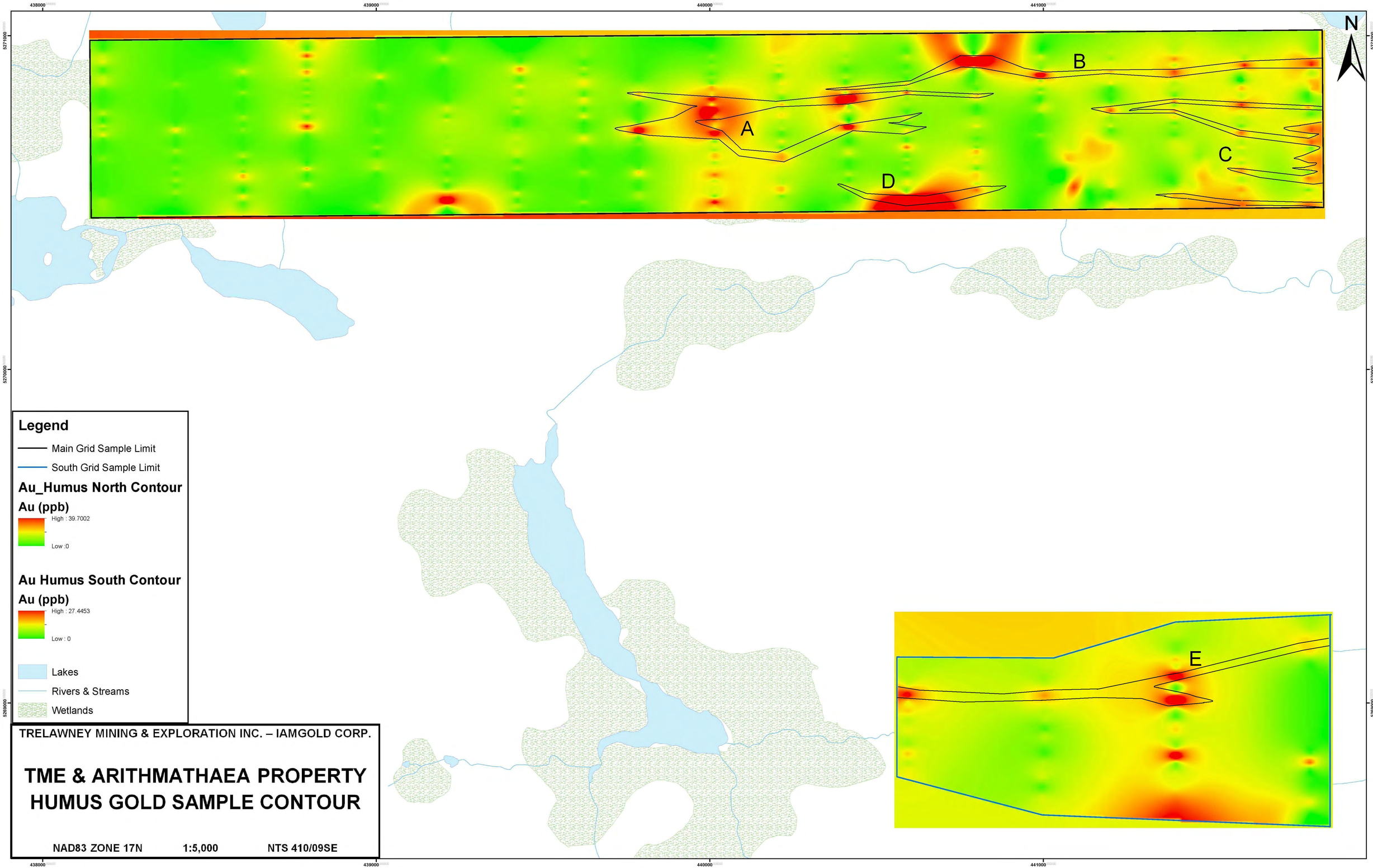

TRELAWNEY MINING & EXPLORATION INC. – IAMGOLD CORP.

TME & ARITHMATHAEA PROPERTY HUMUS GOLD SAMPLE CONTOUR

NAD83 ZONE 17N 1:5,000 NTS 410/09SE

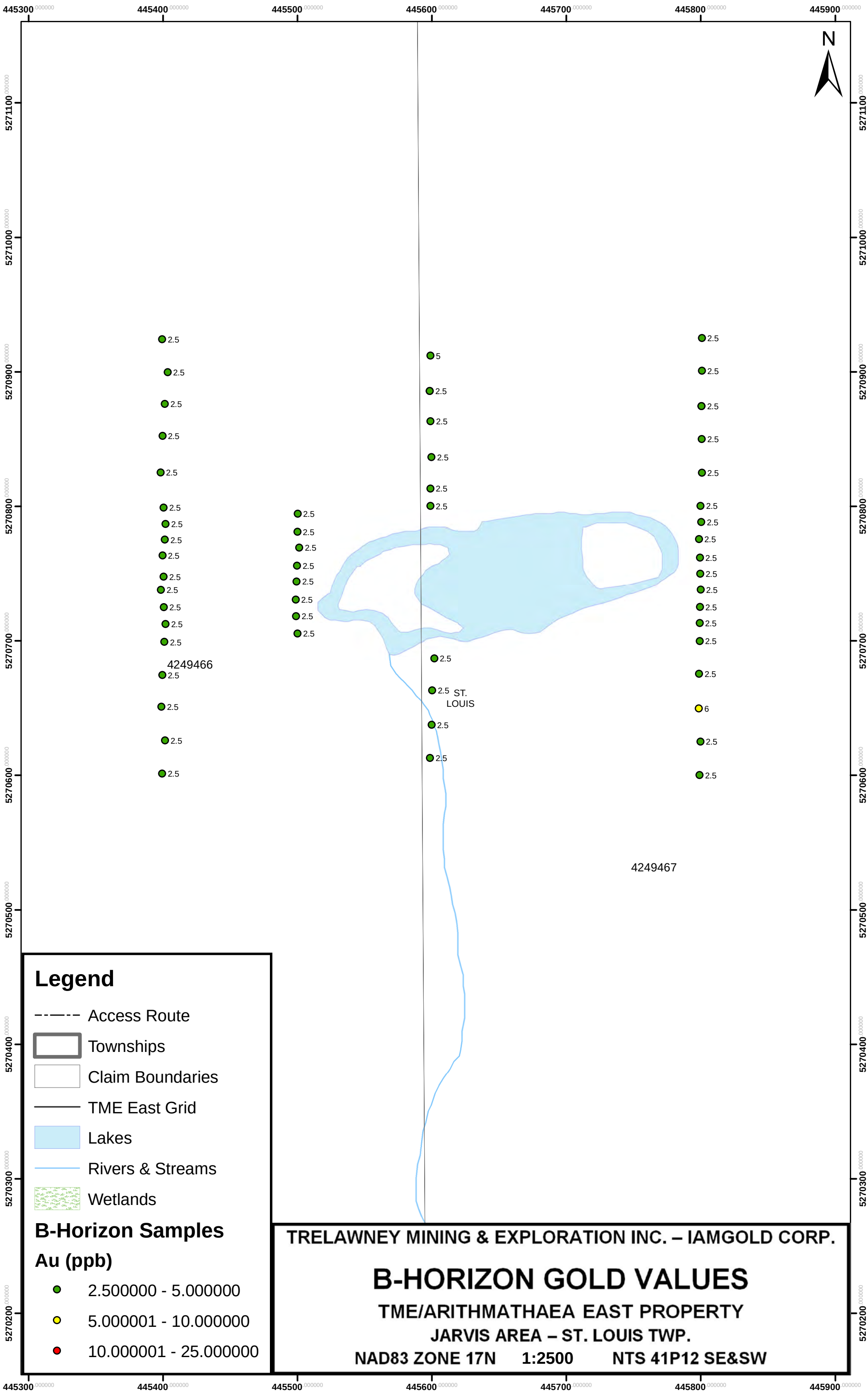
445300
445400
445500
445600
445700
445800
445900
5271100
5271000
5270900
5270800
5270700
5270600
5270500
5270400
5270300
5270200
N
4249466
4249467
ST. LOUIS
Legend
Access Route
Townships
Claim Boundaries
TME East Grid
Lakes
Rivers & Streams
Wetlands
B-Horizon Samples
Au (ppb)
2.500000 - 5.000000
5.000001 - 10.000000
10.000001 - 25.000000
TRELAWNEY MINING & EXPLORATION INC. – IAMGOLD CORP.
B-HORIZON GOLD VALUES
TME/ARITHMATHAEA EAST PROPERTY
JARVIS AREA – ST. LOUIS TWP.
NAD83 ZONE 17N
1:2500
NTS 41P12 SE&SW

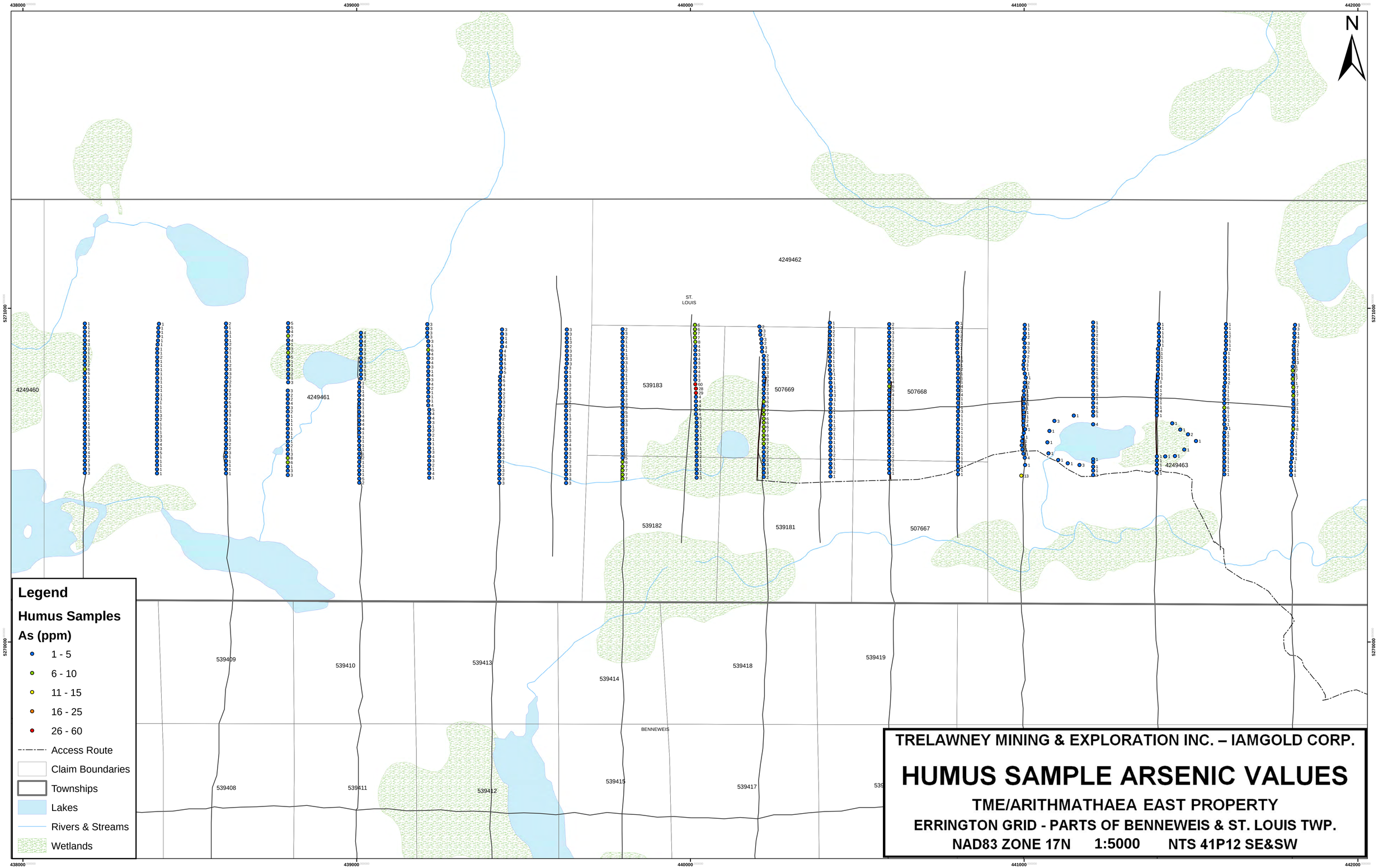

TRELAWNEY MINING & EXPLORATION INC. – IAMGOLD CORP.

HUMUS SAMPLE ARSENIC VALUES

TME/ARITHMATHAEA EAST PROPERTY

ERRINGTON GRID - PARTS OF BENNEWEIS & ST. LOUIS TWP.

NAD83 ZONE 17N 1:5000 NTS 41P12 SE&SW

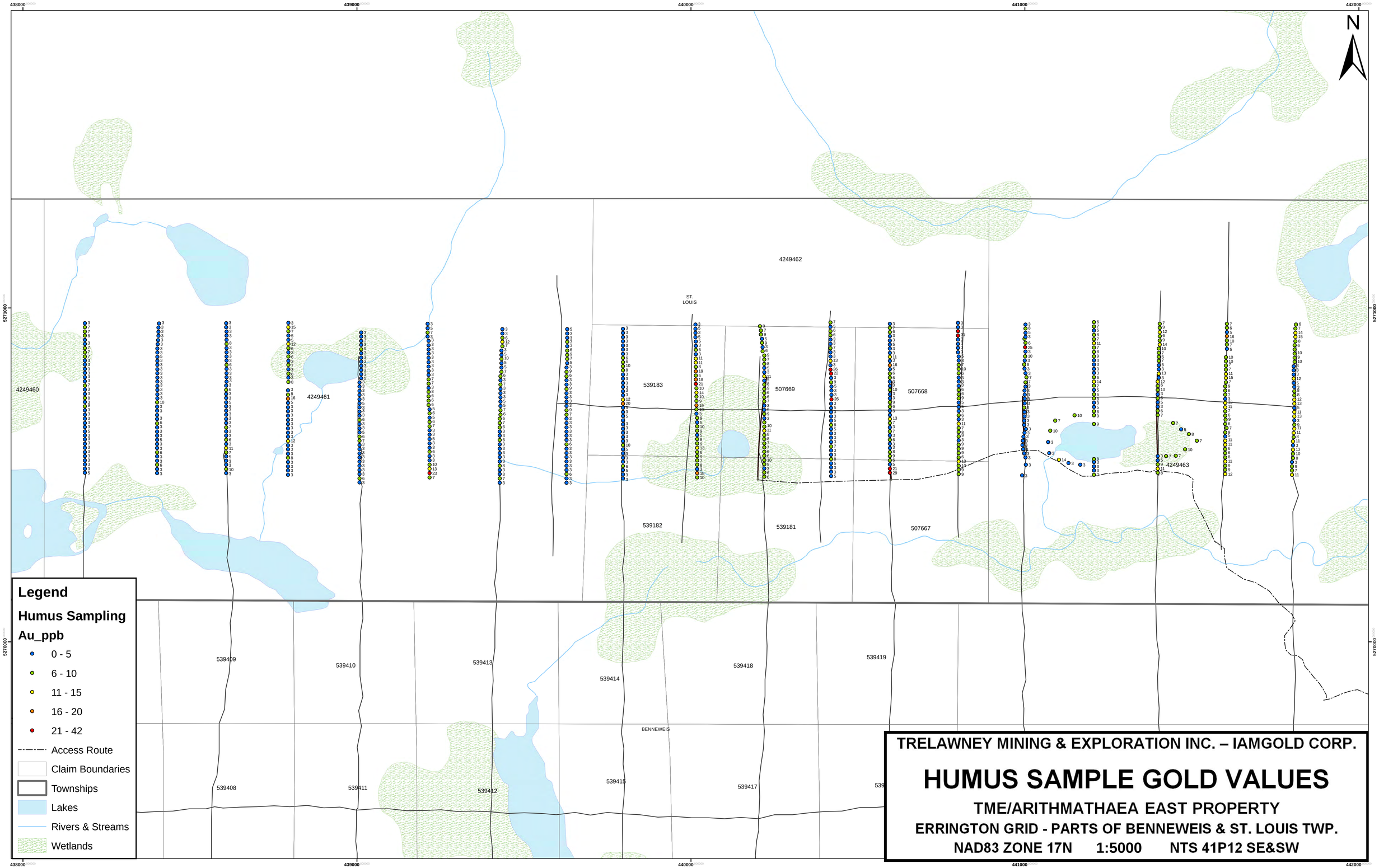

TRELAWNEY MINING & EXPLORATION INC. – IAMGOLD CORP.

HUMUS SAMPLE GOLD VALUES

TME/ARITHMATHAEA EAST PROPERTY

ERRINGTON GRID - PARTS OF BENNEWEIS & ST. LOUIS TWP.

NAD83 ZONE 17N 1:5000 NTS 41P12 SE&SW

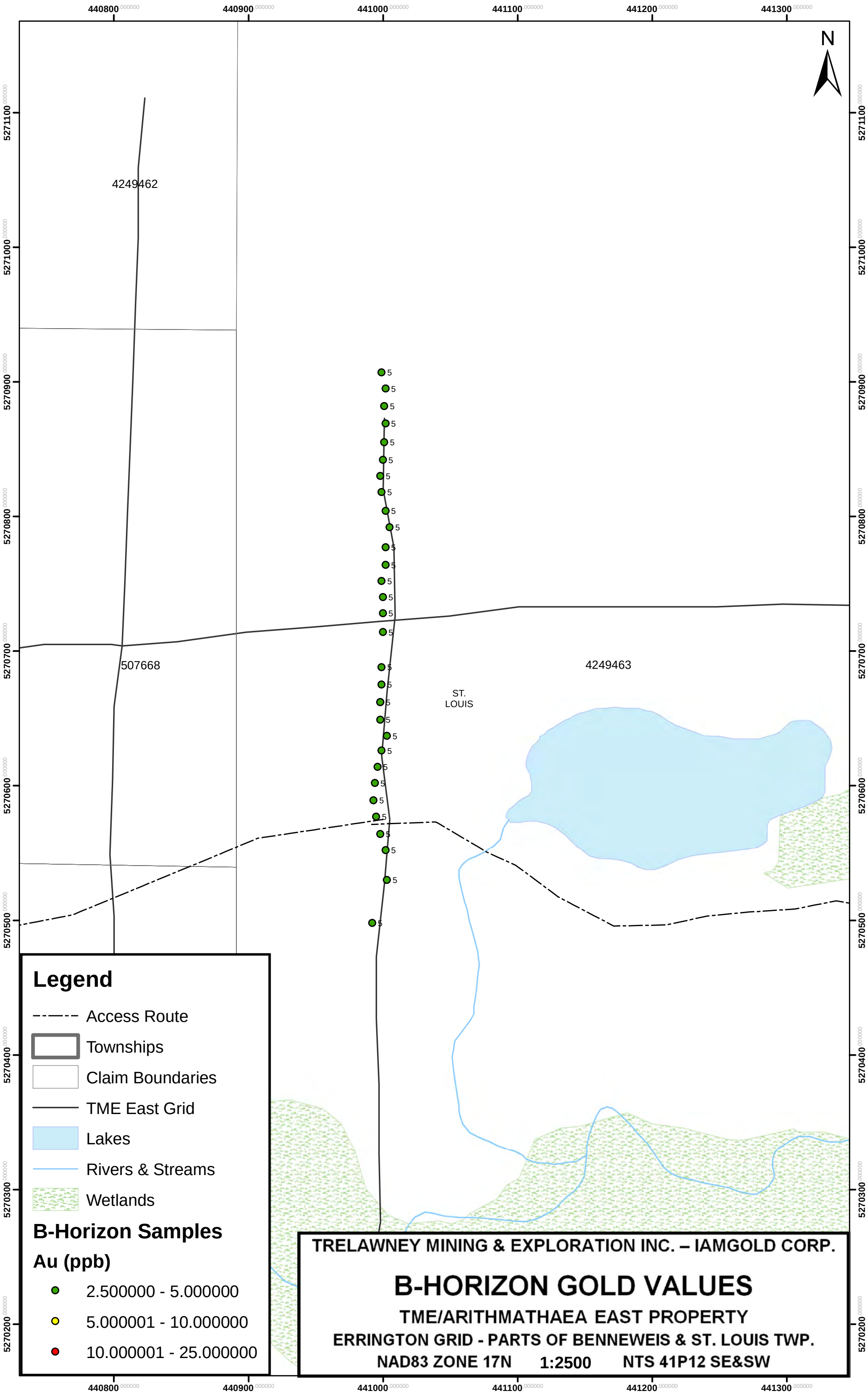
440800
440900
441000
441100
441200
441300
5271100
5271000
5270900
5270800
5270700
5270600
5270500
5270400
5270300
5270200
N
4249462
507668
4249463
ST.
LOUIS
Legend
Access Route
Townships
Claim Boundaries
TME East Grid
Lakes
Rivers & Streams
Wetlands
B-Horizon Samples
Au (ppb)
2.500000 - 5.000000
5.000001 - 10.000000
10.000001 - 25.000000
TRELAWNEY MINING & EXPLORATION INC. – IAMGOLD CORP.
B-HORIZON GOLD VALUES
TME/ARITHMATHAEA EAST PROPERTY
ERRINGTON GRID - PARTS OF BENNEWEIS & ST. LOUIS TWP.
NAD83 ZONE 17N
1:2500
NTS 41P12 SE&SW

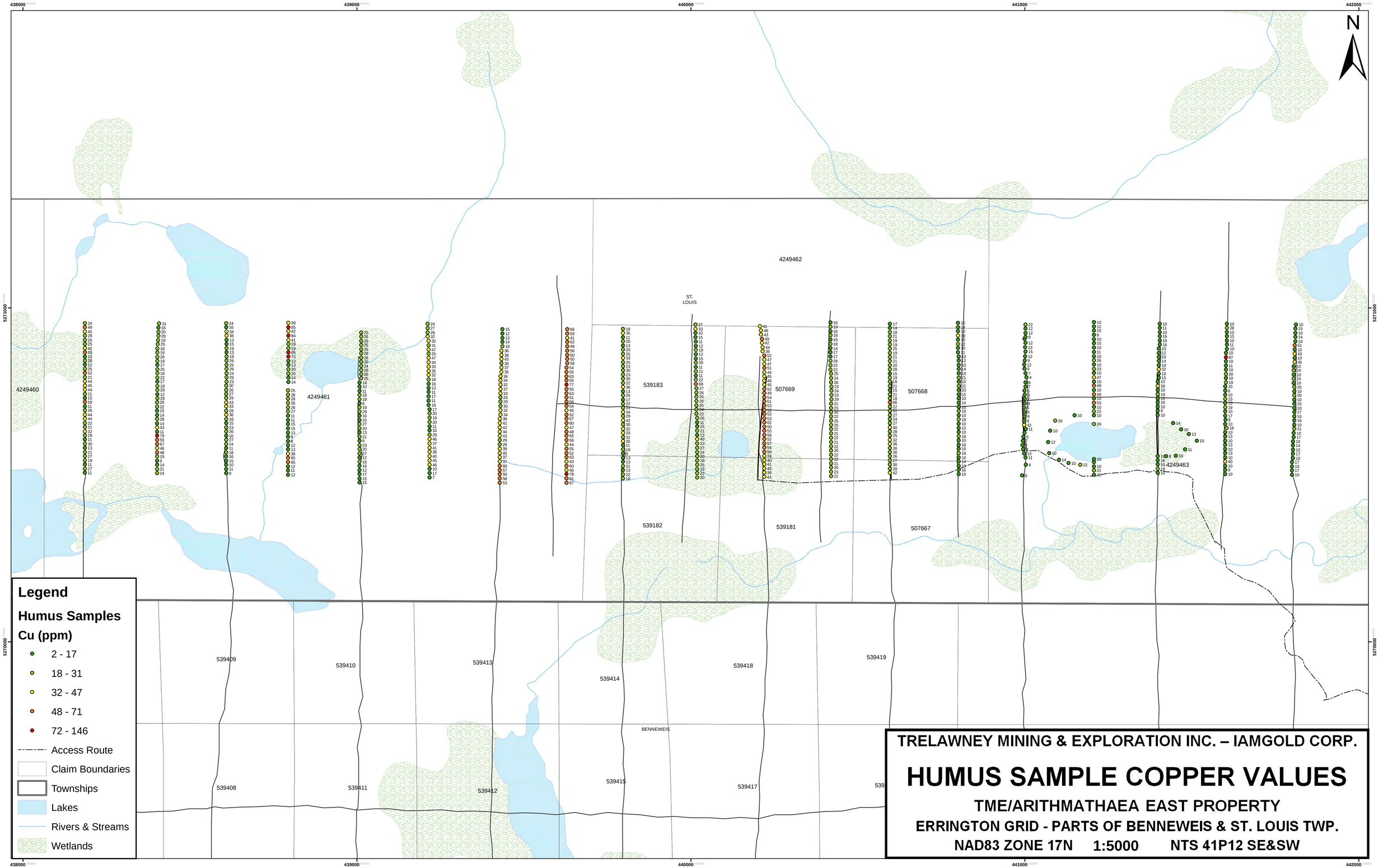

TRELAWNEY MINING & EXPLORATION INC. – IAMGOLD CORP.

HUMUS SAMPLE COPPER VALUES

TME/ARITHMATHAEA EAST PROPERTY

ERRINGTON GRID - PARTS OF BENNEWEIS & ST. LOUIS TWP.

NAD83 ZONE 17N 1:5000 NTS 41P12 SE&SW

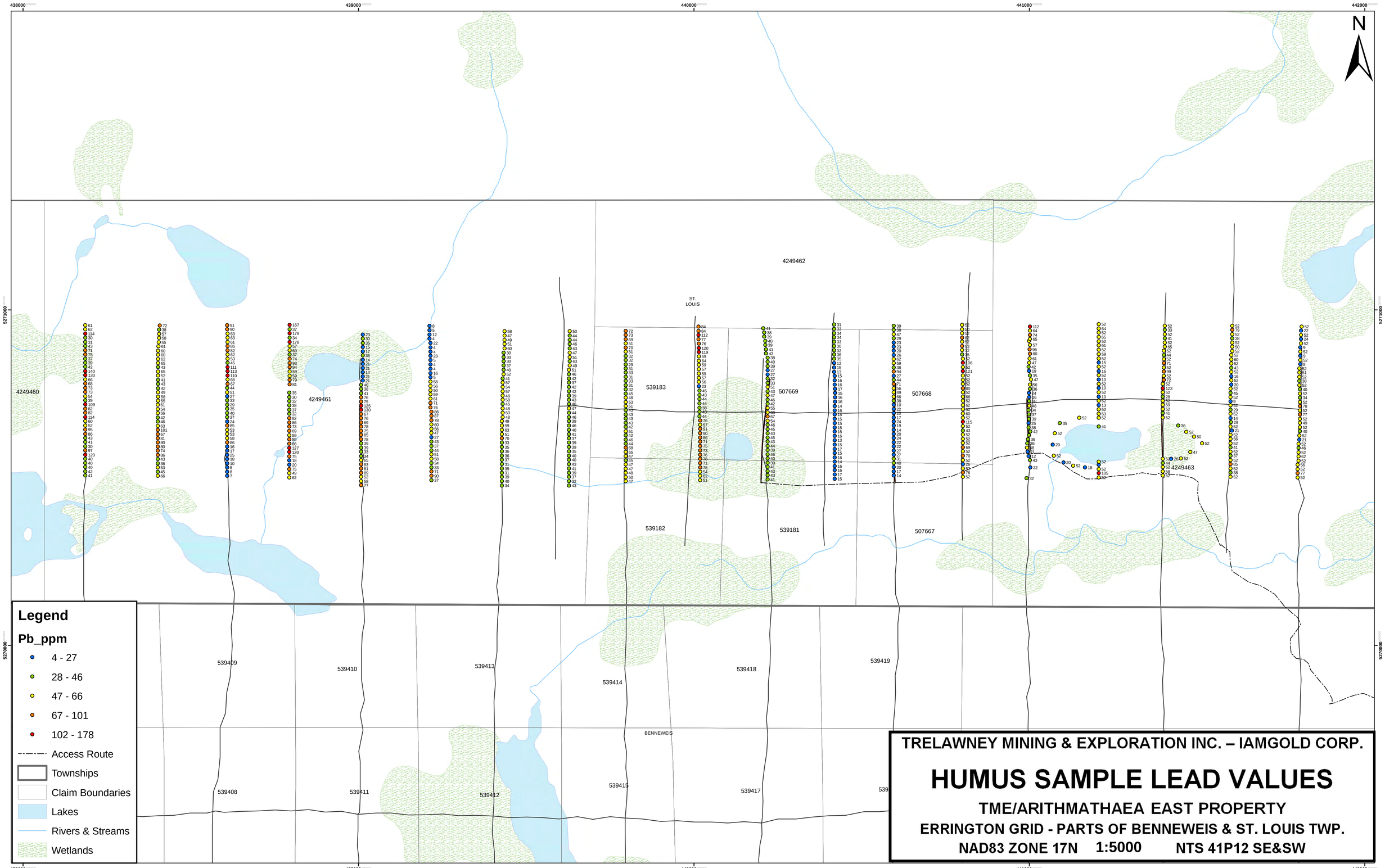

TRELAWNEY MINING & EXPLORATION INC. – IAMGOLD CORP.

HUMUS SAMPLE LEAD VALUES

TME/ARITHMATHAEA EAST PROPERTY

ERRINGTON GRID - PARTS OF BENNEWEIS & ST. LOUIS TWP.

NAD83 ZONE 17N 1:5000 NTS 41P12 SE&SW

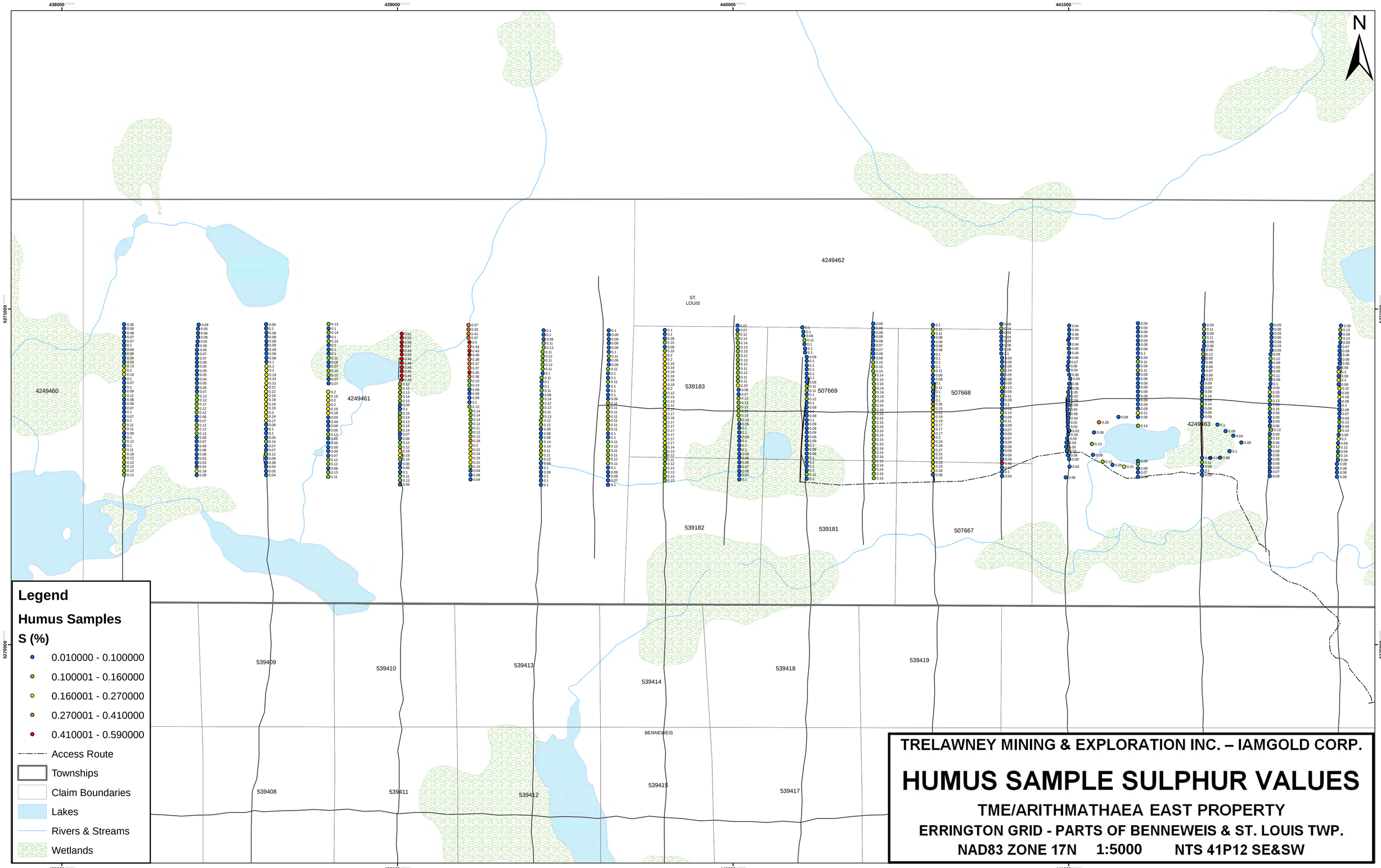

TRELAWNEY MINING & EXPLORATION INC. – IAMGOLD CORP.

HUMUS SAMPLE SULPHUR VALUES

TME/ARITHMATHAEA EAST PROPERTY

ERRINGTON GRID - PARTS OF BENNEWEIS & ST. LOUIS TWP.

NAD83 ZONE 17N 1:5000 NTS 41P12 SE&SW

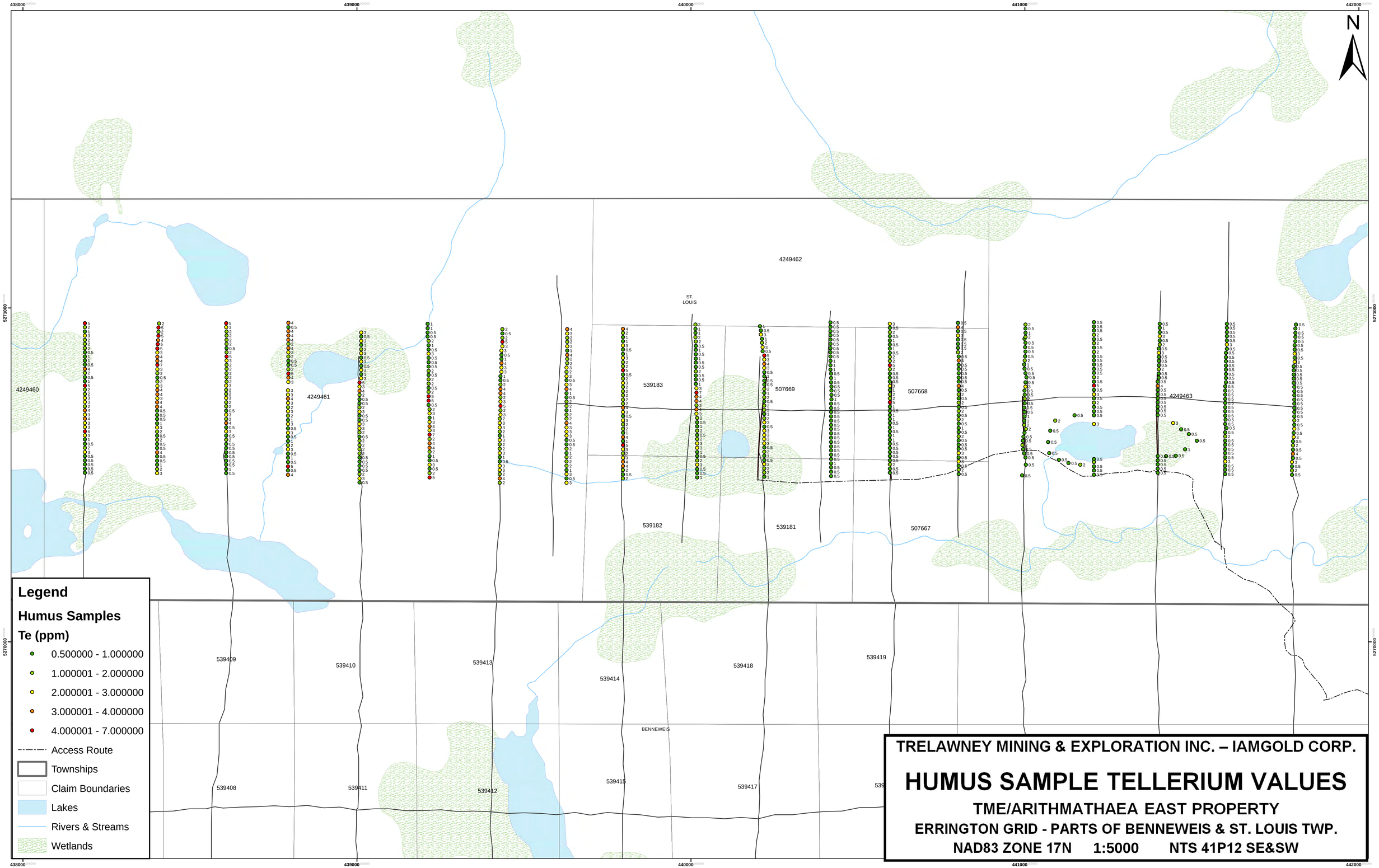

TRELAWNEY MINING & EXPLORATION INC. – IAMGOLD CORP.

HUMUS SAMPLE TELLERIUM VALUES

TME/ARITHMATHAEA EAST PROPERTY

ERRINGTON GRID - PARTS OF BENNEWEIS & ST. LOUIS TWP.

NAD83 ZONE 17N 1:5000 NTS 41P12 SE&SW

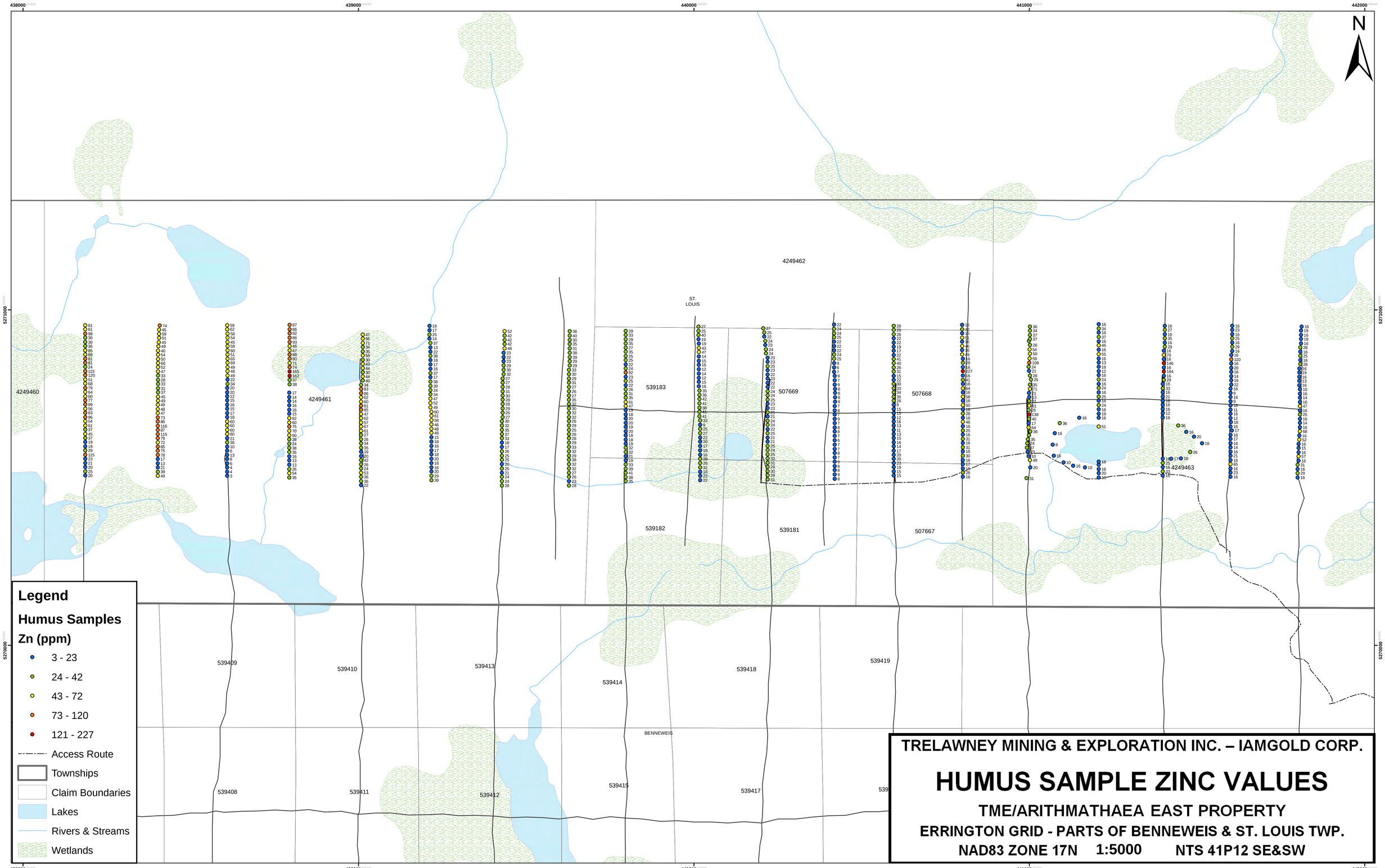

TRELAWNEY MINING & EXPLORATION INC. – IAMGOLD CORP.

HUMUS SAMPLE ZINC VALUES

TME/ARITHMATHAEA EAST PROPERTY

ERRINGTON GRID - PARTS OF BENNEWEIS & ST. LOUIS TWP.

NAD83 ZONE 17N 1:5000 NTS 41P12 SE&SW

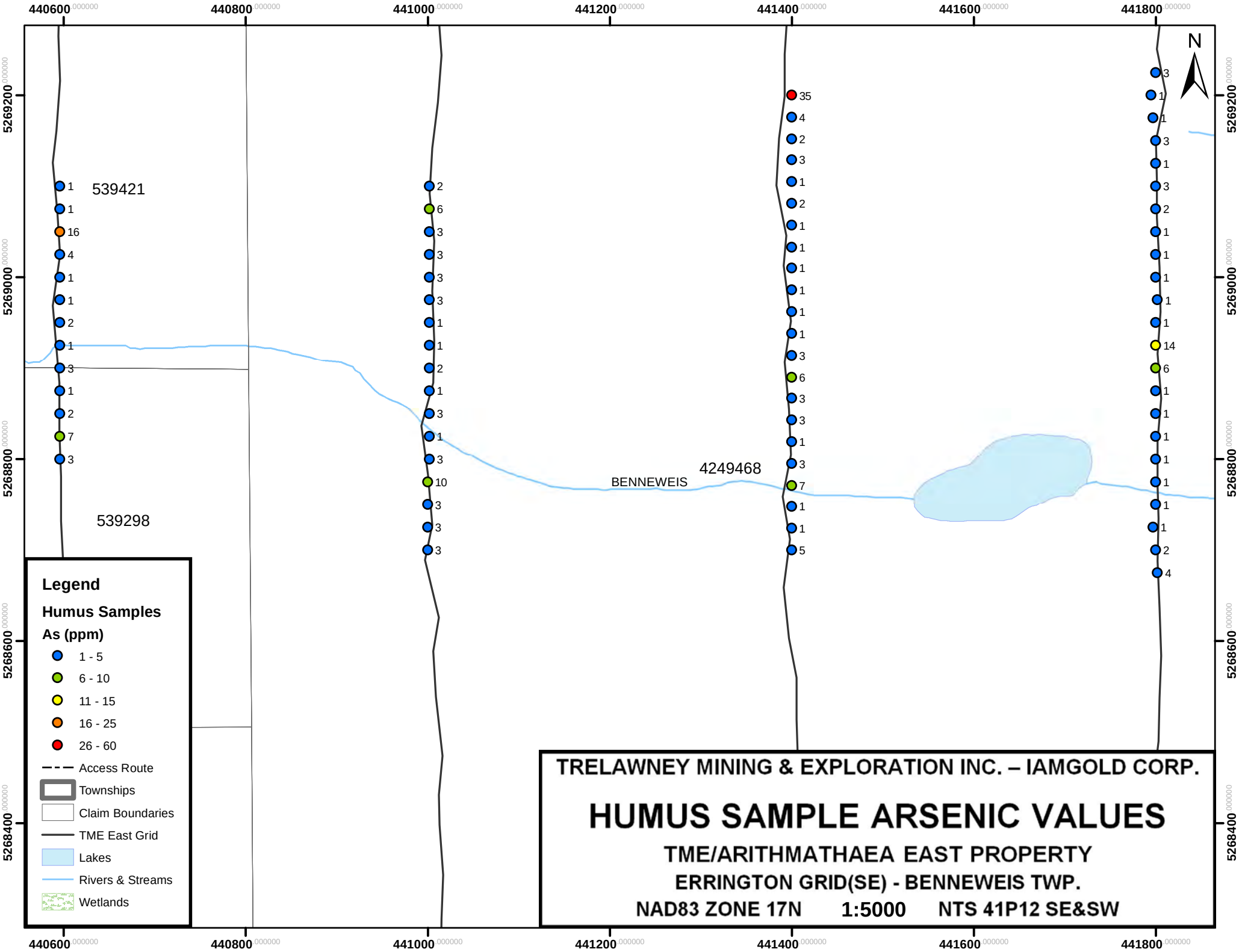
440600
440800
441000
441200
441400
441600
441800
5269200
5269000
5268800
5268600
5268400
N
539421
539298
BENNEWEIS
4249468
Legend
Humus Samples
As (ppm)
1 - 5
6 - 10
11 - 15
16 - 25
26 - 60
Access Route
Townships
Claim Boundaries
TME East Grid
Lakes
Rivers & Streams
Wetlands
TRELAWNEY MINING & EXPLORATION INC. – IAMGOLD CORP.
HUMUS SAMPLE ARSENIC VALUES
TME/ARITHMATHAEA EAST PROPERTY
ERRINGTON GRID(SE) - BENNEWEIS TWP.
NAD83 ZONE 17N
1:5000
NTS 41P12 SE&SW

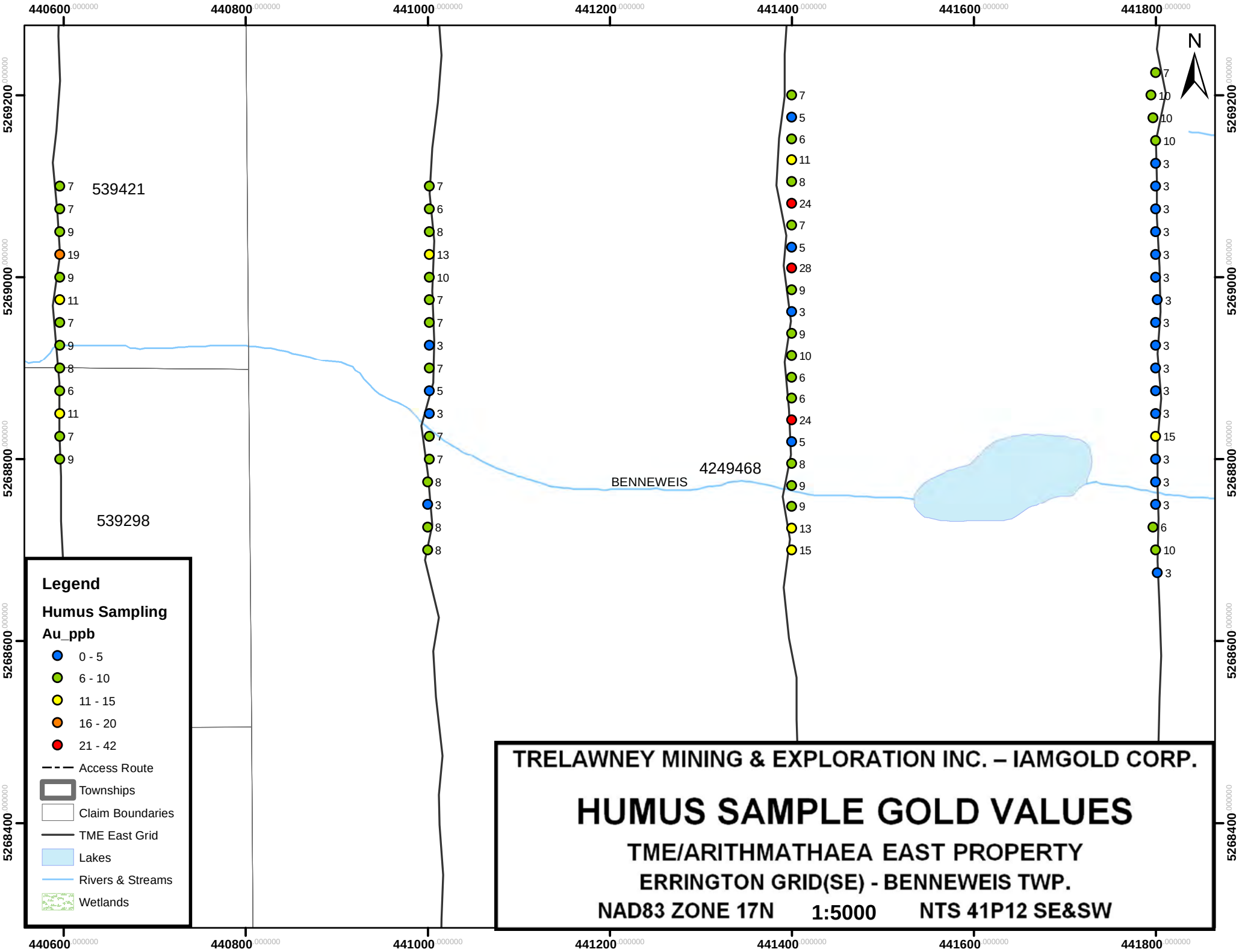
440600
440800
441000
441200
441400
441600
441800
5269200
5269000
5268800
5268600
5268400
N
539421
539298
BENNEWEIS
4249468
Legend
Humus Sampling
Au_ppb
0 - 5
6 - 10
11 - 15
16 - 20
21 - 42
Access Route
Townships
Claim Boundaries
TME East Grid
Lakes
Rivers & Streams
Wetlands
TRELAWNEY MINING & EXPLORATION INC. – IAMGOLD CORP.
HUMUS SAMPLE GOLD VALUES
TME/ARITHMATHAEA EAST PROPERTY
ERRINGTON GRID(SE) - BENNEWEIS TWP.
NAD83 ZONE 17N
1:5000
NTS 41P12 SE&SW

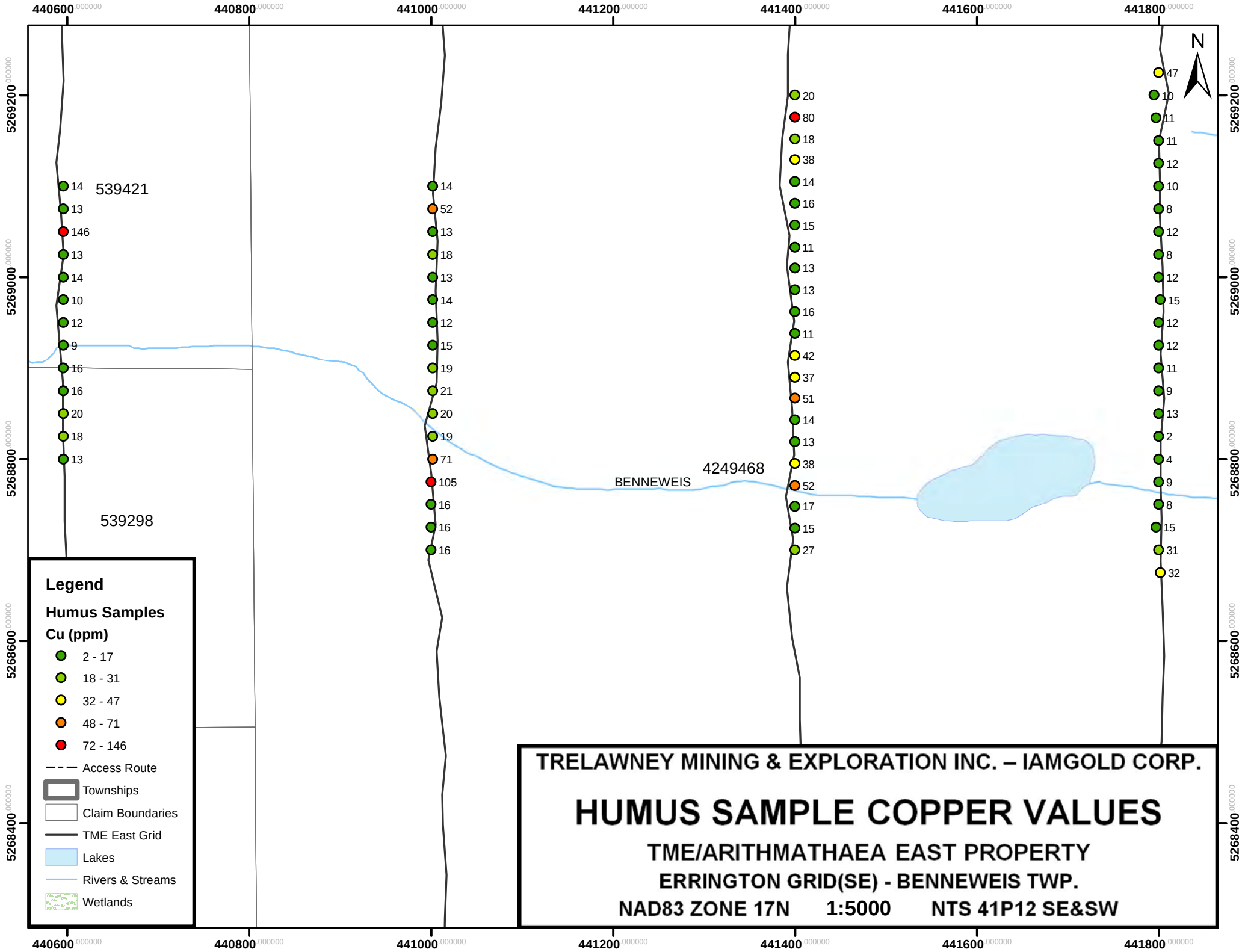
440600
440800
441000
441200
441400
441600
441800
5269200
5269000
5268800
5268600
5268400
N
539421
539298
BENNEWEIS
4249468
14
13
146
13
14
10
12
9
16
16
20
18
13
14
52
13
18
13
14
12
15
19
21
20
19
71
105
16
16
16
20
80
18
38
14
16
15
11
13
13
16
11
42
37
51
14
13
38
52
17
15
27
47
10
11
11
12
10
8
12
8
12
15
12
12
11
9
13
2
4
9
8
15
31
32
Legend
Humus Samples
Cu (ppm)
2 - 17
18 - 31
32 - 47
48 - 71
72 - 146
Access Route
Townships
Claim Boundaries
TME East Grid
Lakes
Rivers & Streams
Wetlands
TRELAWNEY MINING & EXPLORATION INC. – IAMGOLD CORP.
HUMUS SAMPLE COPPER VALUES
TME/ARITHMATHAEA EAST PROPERTY
ERRINGTON GRID(SE) - BENNEWEIS TWP.
NAD83 ZONE 17N
1:5000
NTS 41P12 SE&SW

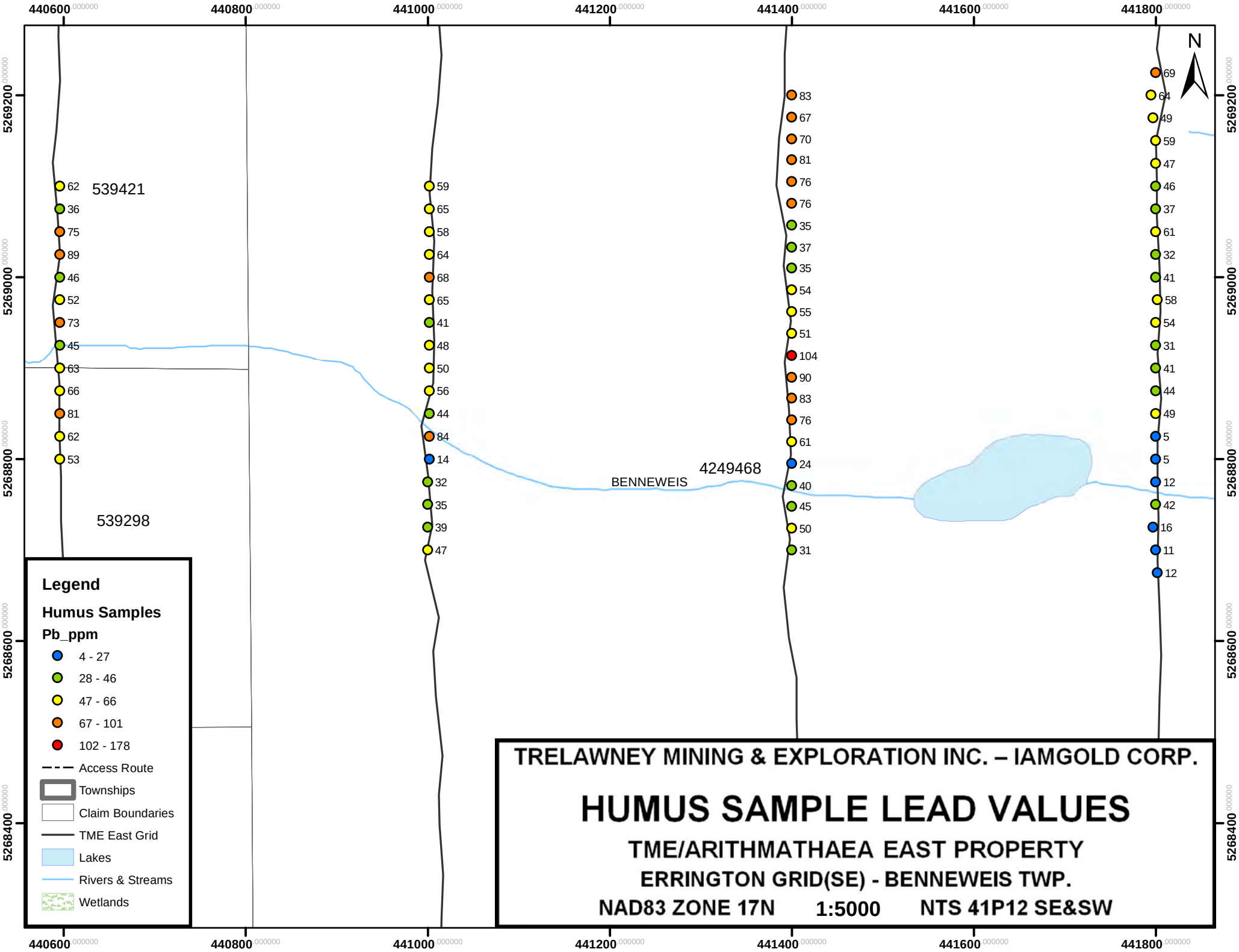
440600
440800
441000
441200
441400
441600
441800
5269200
5269000
5268800
5268600
5268400
N
539421
539298
BENNEWEIS
4249468
62
36
75
89
46
52
73
45
63
66
81
62
53
59
65
58
64
68
65
41
48
50
56
44
84
14
32
35
39
47
83
67
70
81
76
76
35
37
35
54
55
51
104
90
83
76
61
24
40
45
50
31
69
64
49
59
47
46
37
61
32
41
58
54
31
41
44
49
5
5
12
42
16
11
12
Legend
Humus Samples
Pb_ppm
4 - 27
28 - 46
47 - 66
67 - 101
102 - 178
Access Route
Townships
Claim Boundaries
TME East Grid
Lakes
Rivers & Streams
Wetlands
TRELAWNEY MINING & EXPLORATION INC. – IAMGOLD CORP.
HUMUS SAMPLE LEAD VALUES
TME/ARITHMATHAEA EAST PROPERTY
ERRINGTON GRID(SE) - BENNEWEIS TWP.
NAD83 ZONE 17N
1:5000
NTS 41P12 SE&SW

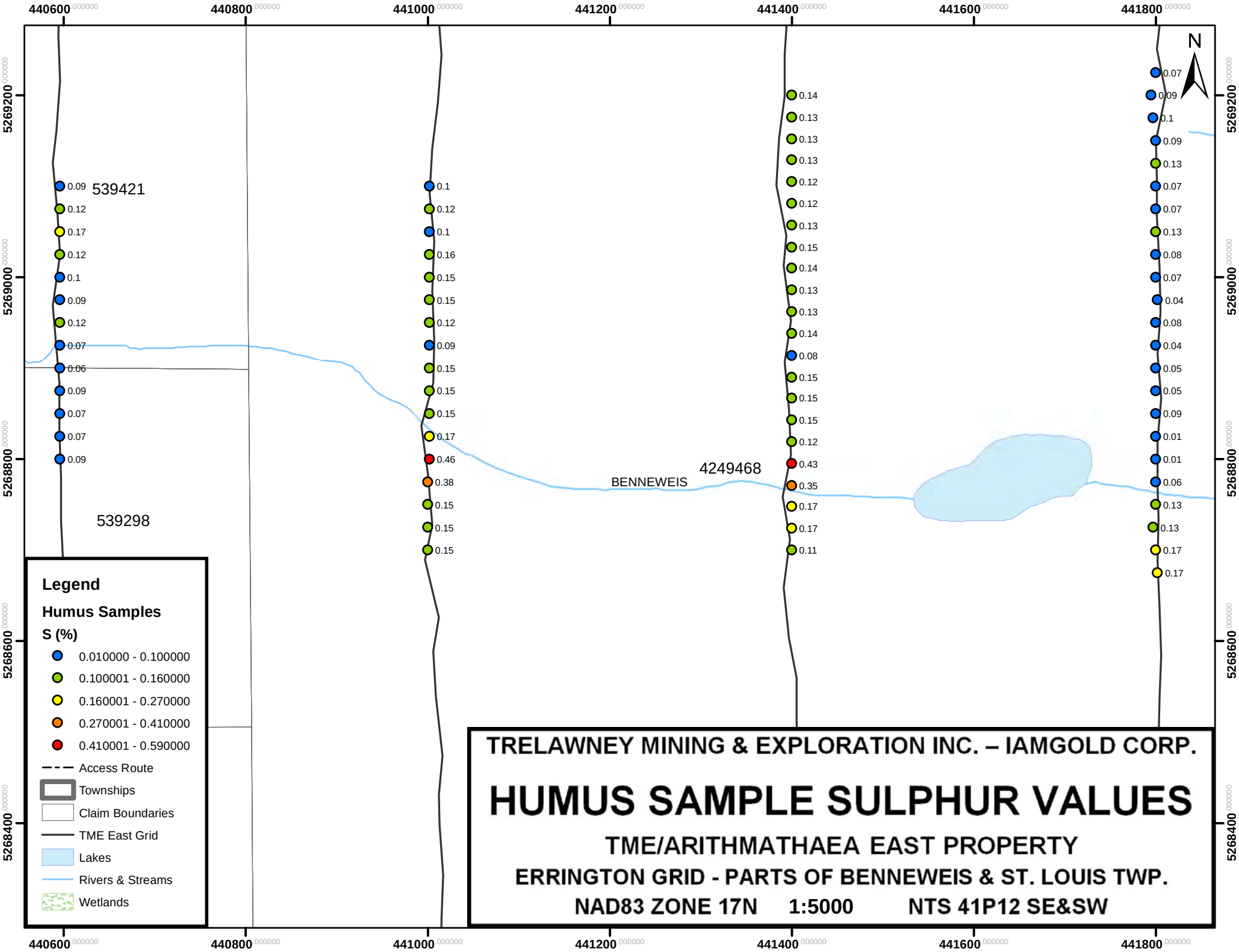
440600
440800
441000
441200
441400
441600
441800
5269200
5269000
5268800
5268600
5268400
N
539421
539298
BENNEWEIS
4249468
0.09
0.12
0.17
0.12
0.1
0.09
0.12
0.07
0.06
0.09
0.07
0.07
0.09
0.1
0.12
0.1
0.16
0.15
0.15
0.12
0.09
0.15
0.15
0.15
0.17
0.46
0.38
0.15
0.15
0.15
0.14
0.13
0.13
0.13
0.12
0.12
0.13
0.15
0.14
0.13
0.13
0.14
0.08
0.15
0.15
0.15
0.15
0.12
0.43
0.35
0.17
0.17
0.11
0.07
0.09
0.1
0.09
0.13
0.07
0.07
0.13
0.08
0.07
0.04
0.08
0.04
0.05
0.05
0.09
0.01
0.01
0.06
0.13
0.13
0.17
0.17
Legend
Humus Samples
S (%)
0.010000 - 0.100000
0.100001 - 0.160000
0.160001 - 0.270000
0.270001 - 0.410000
0.410001 - 0.590000
Access Route
Townships
Claim Boundaries
TME East Grid
Lakes
Rivers & Streams
Wetlands
TRELAWNEY MINING & EXPLORATION INC. – IAMGOLD CORP.
HUMUS SAMPLE SULPHUR VALUES
TME/ARITHMATHAEA EAST PROPERTY
ERRINGTON GRID - PARTS OF BENNEWEIS & ST. LOUIS TWP.
NAD83 ZONE 17N 1:5000 NTS 41P12 SE&SW

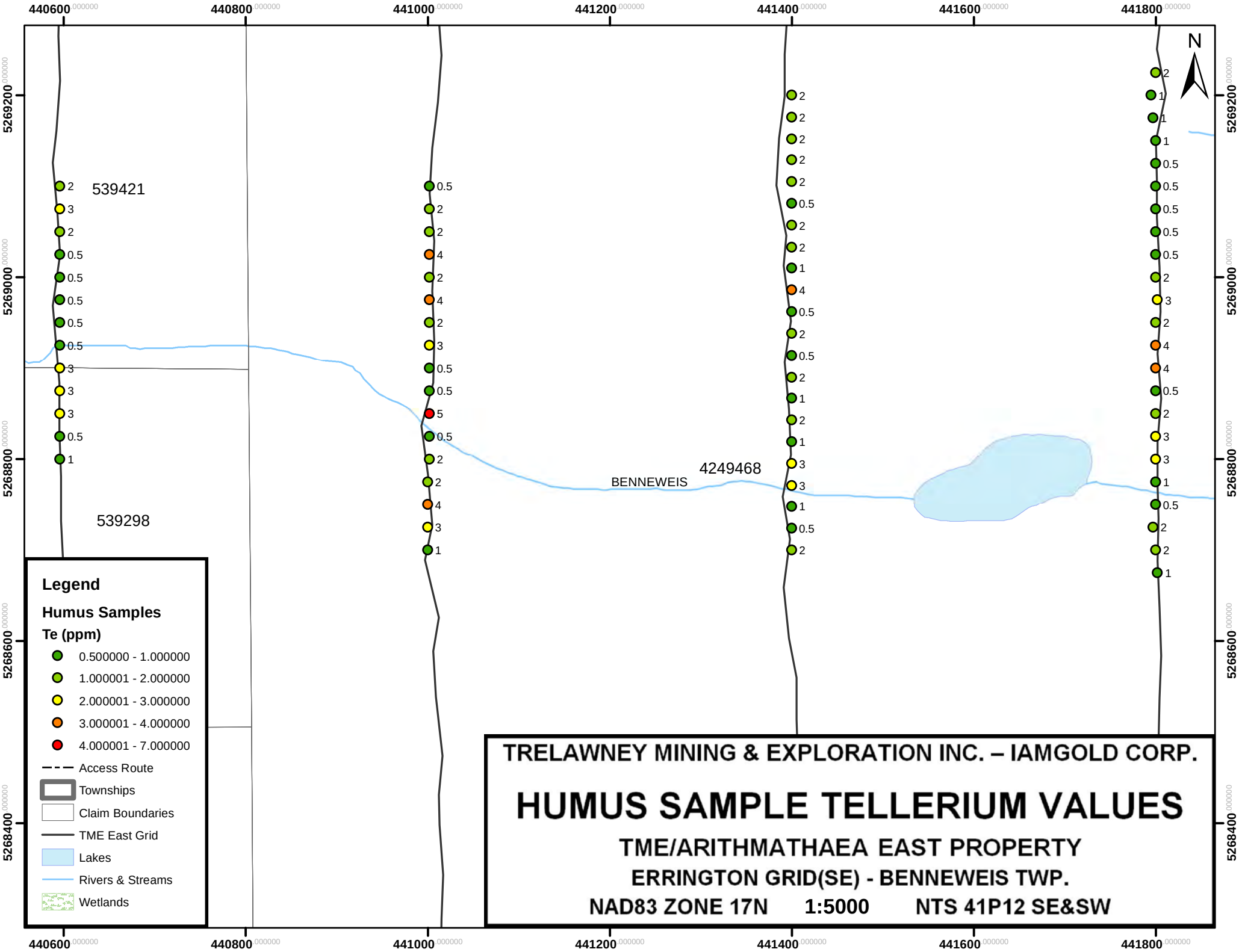
440600
440800
441000
441200
441400
441600
441800
5269200
5269000
5268800
5268600
5268400
N
539421
539298
BENNEWEIS
4249468
Legend
Humus Samples
Te (ppm)
0.500000 - 1.000000
1.000001 - 2.000000
2.000001 - 3.000000
3.000001 - 4.000000
4.000001 - 7.000000
Access Route
Townships
Claim Boundaries
TME East Grid
Lakes
Rivers & Streams
Wetlands
TRELAWNEY MINING & EXPLORATION INC. – IAMGOLD CORP.
HUMUS SAMPLE TELLERIUM VALUES
TME/ARITHMATHAEA EAST PROPERTY
ERRINGTON GRID(SE) - BENNEWEIS TWP.
NAD83 ZONE 17N 1:5000 NTS 41P12 SE&SW

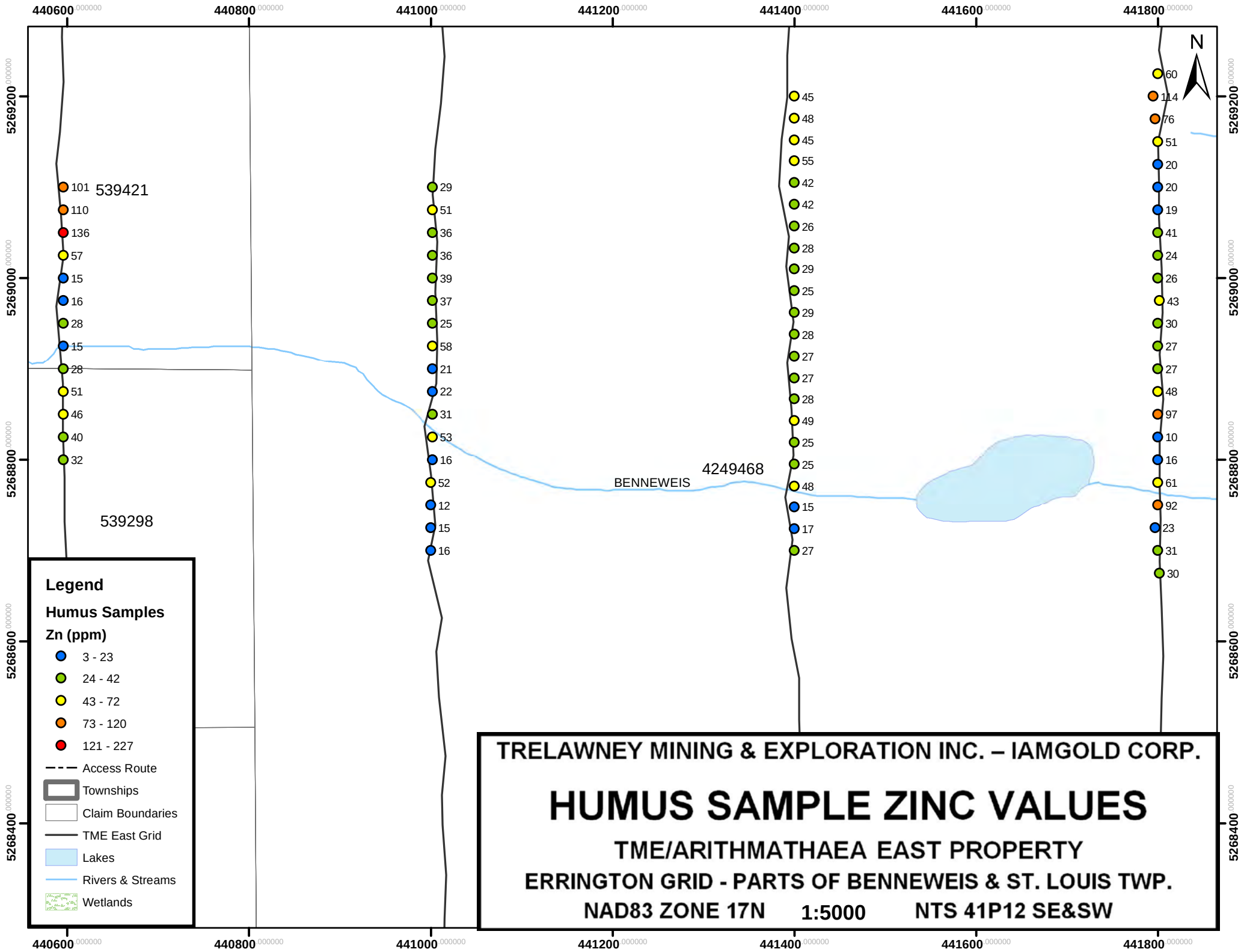
440600
440800
441000
441200
441400
441600
441800
5269200
5269000
5268800
5268600
5268400
N
539421
539298
BENNEWEIS
4249468
101
110
136
57
15
16
28
15
28
51
46
40
32
29
51
36
36
39
37
25
58
21
22
31
53
16
52
12
15
16
45
48
45
55
42
42
26
28
29
25
29
28
27
27
28
49
25
25
48
15
17
27
60
114
76
51
20
20
19
41
24
26
43
30
27
27
48
97
10
16
61
92
23
31
30
Legend
Humus Samples
Zn (ppm)
3 - 23
24 - 42
43 - 72
73 - 120
121 - 227
Access Route
Townships
Claim Boundaries
TME East Grid
Lakes
Rivers & Streams
Wetlands
TRELAWNEY MINING & EXPLORATION INC. – IAMGOLD CORP.
HUMUS SAMPLE ZINC VALUES
TME/ARITHMATHAEA EAST PROPERTY
ERRINGTON GRID - PARTS OF BENNEWEIS & ST. LOUIS TWP.
NAD83 ZONE 17N
1:5000
NTS 41P12 SE&SW