We are committed to providing accessible customer service.
If you need accessible formats or communications supports, please contact us.

Nous tenons à améliorer l'accessibilité des services à la clientèle.
Si vous avez besoin de formats accessibles ou d'aide à la communication, veuillez nous contacter.

Ontario

# West Red Lake Gold Mines Inc.

**SUMMARY REPORT**
**ON**
**A DIAMOND DRILLING PROGRAMME 2013**

**ROWAN PROPERTY - Goldcorp JV**
**Todd Township**
**Red Lake Mining Division, Ontario**
**NTS 52 M/1**

Kenneth Guy (Pgeo)
November 2015

# Table of Contents


| | | Page |
|---|---|---|
| | Summary | 1 |
| 1.0 | Introduction | 2 |
| 2.0 | Location and Access | 2 |
| 3.0 | Claims and Land Status | 4 |
| 4.0 | Expenditures | 4 |
| 5.0 | Previous Work | 6 |
| 6.0 | Regional Geology | 7 |
| 7.0 | Property Geology | 8 |
| 8.0 | West Red Lake Gold - Exploration - 2013 | 10 |
| 9.0 | Recommendations | 13 |
| 10.0 | References | 14 |
| 11.0 | Certificates of Qualification | 16 |


# Figures


| | | |
|---|---|---|
| Figure 1 | Location Map | 3 |
| Figure 2 | Claim Map | 5 |
| Figure 3 | Geology of the Project Area | 9 |


# Tables


| | | |
|---|---|---|
| Table 1 | Diamond Drill Hole Locations | page 11 |
| Table 2 | Diamond Drill Results | page 12 |

## Drawings (back of Report)

Plans and Sections of the 2013 Drilling

## Appendices

APPENDIX I: ..... Claims List

APPENDIX II: ..... Diamond Drill Logs

APPENDIX III: ..... Assay Certificates

APPENDIX IV: ..... Assay Data

APPENDIX V: ..... Expenditure Summary

APPENDIX VI: ..... Invoices

# SUMMARY

West Red Lake Gold Mines Inc. (WRLG) (formerly Hy Lake Gold Inc.) optioned the Rowan property from Goldcorp Inc. in 2007. In 2011 WRLG earned a 60% interest in the property and is presently manger of the Joint Venture.

During the period January 25, 2013 through February 26, 2013, a diamond drilling programme was completed by WRLG on the Rowan Property, Red Lake Mining Division, Ontario. Eight (8) diamond drill holes totalling 3,283.0 m were completed. The program was designed to test for depth and strike extensions of known mineralized zones, at the Rowan shaft area as well as other known Au mineralized zones.

The Property is located 16 km west northwest of the Town of Red Lake and is 25 km due west of Goldcorp Inc's Red Lake Mine in Balmertown. The Rowan property consists of 118 contiguous staked, patented and leased claims comprising 139 units. The group consists of 49 staked claims and 68 patented or leased claims.

The main focus of past exploration on the property has been the Rowan Mine area. Gold was discovered in the area in 1928 and work has continued sporadically since that time. Limited surface diamond drilling over the years has resulted in the discovery of several gold-bearing zones in the vicinity of the shaft and elsewhere on the property.

The property is situated at the west end of the Red Lake Greenstone Belt. The belt is comprised of a relatively narrow series of six metavolcanic/metasedimentary supracrustal assemblages intruded by several bodies of variable size, form and composition. All of the assemblages have undergone several phases of deformation and metamorphism. The rocks, of Mesoarchean and Neoarchean age, form part of the larger Uchi Subprovince of the Superior Province of the Canadian Shield.

Significant gold mineralization is usually hosted by quartz veins cutting sheared and sericitized wallrock, with associated sulphides present in small amounts varying up to 5% pyrrhotite, 2% sphalerite, trace amounts of pyrite and chalcopyrite.

On a local scale the zones are comprised of vertically to sub-vertically dipping veins or vein sets. On a larger scale it appears that these 'zones' are likely related to folded, sheared and/or otherwise undulatory contacts between rock types displaying a competency contrast.

Several future targets present themselves as a result of the current drill program. These targets consist of folded lithological contacts which host significant gold mineralization either along strike or dip on adjacent sections.

# 1.0 INTRODUCTION

In 2007 WRLG optioned the Rowan Property from Goldcorp inc. During the period January 25, 2013 through February 26, 2013, a diamond drilling programme was completed by WRLG on the Rowan Property, Red Lake Mining Division, Ontario. Eight (8) diamond drill holes totalling 3,283.0 m were completed.

The purpose of the program was to test the depth and strike extension of the historic underground workings, and to cross-section the historic mineralized zones both along strike and at depth to test for economic gold mineralization.

The Rowan Vein System is the focus of the property and is a series of en echelon narrow quartz veins with a discontinuous strike length of from 500 to 1000 metres and N/S offset of about 150 metres. This prospect has received muliple phases of underground development and a bulk test in 1984 using a shrinkage mining method produced 610 ounces for a recovered grade of 0.25 opt after a recovery of only 80 %.

# 2.0 LOCATION AND ACCESS

The Rowan property is situated in Northwestern Ontario, 16 km west northwest of the Town of Red Lake (see Figure 1). The property 25 km due west of Goldcorp Inc's Red Lake Mine in Balmertown.

The property is accessible by road from Red Lake. Turning north onto Nungasser Road from Highway 125 between Red Lake and Cochenour, drive north for 16 km and then turn west onto the Pine Ridge Forest Access Road, a two lane, gravelled woodlands haul road. Travel west for 22 km, then turn south onto the Mount Jamie Mine road, a partially gravelled bush road. Travel a further 23 km (approximately) to the centre of the property.

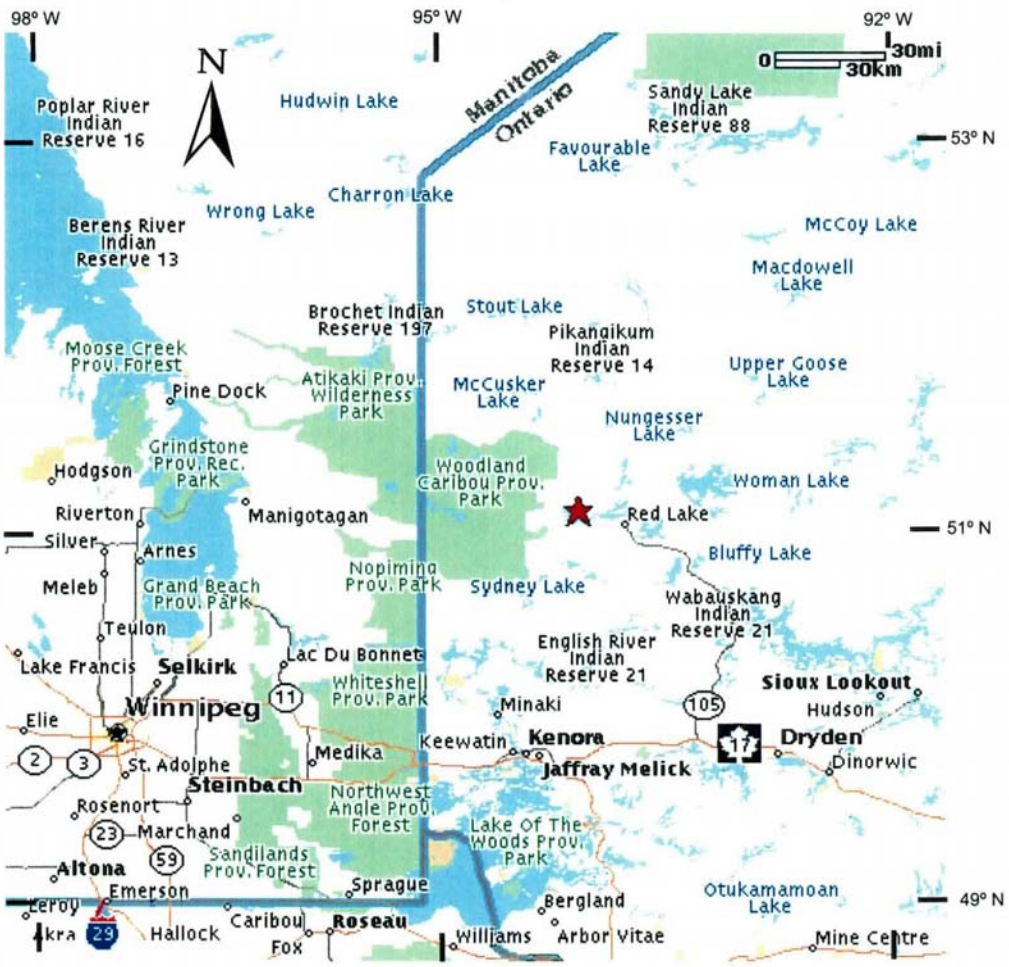


FIGURE: 1
Location Map, Pipestone Bay
Red Lake, Ont

## 3.0 CLAIMS AND LAND STATUS

West Red Lake Gold Mines Inc., formerly known as Hy Lake Gold Inc, entered into an Option and Joint Venture Agreement (the "2007 Joint Venture Agreement") with Red Lake Gold Mines, a general partnership of Goldcorp Inc. and Goldcorp Canada Ltd., (the partnership is hereinafter referred to as "Goldcorp") with respect to the Rowan Property effective as of December 5, 2007.

In 2010, the Company exercised its option pursuant to the terms of the Joint Venture Agreement and earned a 60% interest in the Rowan Property, as operator, having incurred exploration expenditures of $2,500,000 over 3 years and issued 1,000,000 Common Shares in the capital of the Company to Goldcorp. Upon exercise of the option, the parties entered into a new Option and Joint Venture Agreement with respect to the Rowan Property effective as of October 4, 2010 (the "2010 Joint Venture Agreement").

Under the terms of the 2010 Joint Venture Agreement, Goldcorp has a back-in right to acquire an additional 11% interest in the Rowan Property for $7,000,000 from the Company within 90 days of the joint venture expending $5,000,000 on operations. If Goldcorp exercises the back-in right, it will own a 51% interest in the Rowan Property, resulting in the Company owning a 49% interest in the property. The Rowan Property is subject to a 2% NSR in favour of Goldcorp.

The Rowan property consists of 118 contiguous staked, patented and leased claims comprising 139 units. The group consists of 49 staked claims and 68 patented or leased claims, as illustrated on Figure 2. Complete claim listing is given in Appendix 1.

## 4.0 EXPENDITURES

The cost of the Drill program was $601,938 as seen in Appendix V.

Pertinent Invoices are attached in Appendix VI.

The all-in cost of the drilling was $183/metre

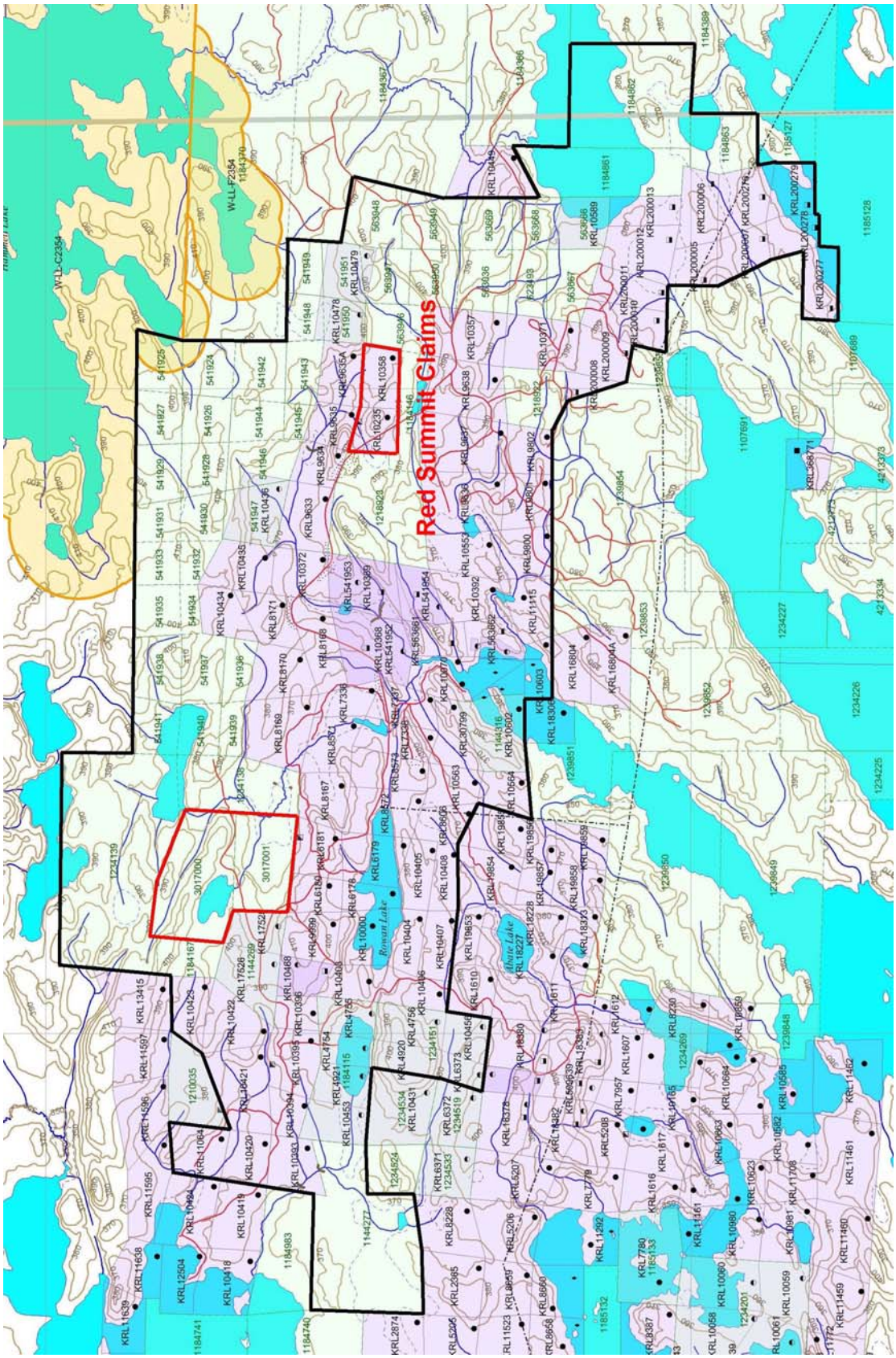


**.....Figure 2 – Claim Map**

## 5.0 PREVIOUS WORK

The main focus of exploration on the Rowan property has been the Rowan Mine in the western portion of the property. Gold was discovered in the Rowan Mine area in 1928 and work has continued sporadically since that time. Extensive diamond drilling and underground drilling over the years have resulted in the discovery of several narrow gold-bearing zones in the vicinity of the mine. The most recent ore reserve calculation were carried out by Chevron Minerals Ltd. in 1990 (Fumerton, 1990). The results of this work were summarized as follows:

> "Approximately 160,000 tonnes of gold resource grading 14 g/t is estimated to exist in the vicinity of the old underground workings of the Rowan Mine. This resource occurs in multiple small shoots and has been tested to a maximum depth of 250m below surface.
>
> Further work on the property should focus on the development of new exploration targets."

The first reported work in the Martin Bay area, consisted of prospecting, surface trenching and six diamond drill holes by Paulore Gold Mines Ltd.

The area was mapped by H. C. Horwood of the Ontario Department of Mines during the period 1937 – 1939.

In 1945 and 1946 Rugged Red Lake Mines Ltd carried out a program of geological mapping, trenching and 25 diamond drill holes totalling 15,570 ft. (4,746m) (Shatford, 1946).

In 1969 Cochenour Explorations Ltd carried out a program of geological mapping, soil sampling, magnetometer and horizontal loop electromagnetic (HLEM) surveys over a portion of the Martin Bay area. This work was followed by a program of diamond drilling consisting of eight holes totalling 1,959.5 ft (597m) (Chastko, L. C., 1969).

Todd and Fairlie Townships were mapped by R. A. Riley of the Ontario Geological Survey in 1971.

Cochenour Explorations carried out magnetic and HLEM surveys on the "Rugged" Claim Group, which included a portion of the Martin Bay area, during 1975 (Chastko, 1975).

Goldquest Exploration Inc carried out a radiometric survey of the property in 1983 (Peden, 1983). Magnetic and HLEM surveys were also carried out on a portion of the Martin Bay property (Peden, 1985).

Lithogeochemical surveys were carried out during the period 1983 to 1985 by Goldquest. These are summarized by Peden, 1985.

Goldquest carried out a program of bulldozer stripping, washing, detailed mapping and sampling of portions of the Martin Bay area in 1985 (Durrant, A. R., 1985).

Chevron Minerals Ltd's 1989 exploration program consisted of regional scale geological mapping and associated rock geochemical sampling. A program of mechanical stripping was carried out in the Martin Bay area in order to enlarge areas previously exposed and to determine continuity of grade of the mineralized shear zones in the area. One 225m diamond drill hole was drilled to test the 'Main Shear' in the Martin Bay area.

Goldcorp Inc carried out helicopter borne combined magnetic, electromagnetic, VLF and radiometric surveys over a large portion of the Red Lake area, including the Rowan property, in 2000. The survey was carried out by SIAL Geosciences Inc.(St-Hilaire, 2000).

Hy Lake, precursor to WRLG, conducted exploration on the property during the period 2007 through 2012. The present program was conducted by WRLG.

WRLG, optioned the property in 2007 and comprehensive two year drill program (June 2007-September 2008) covering 15 holes for 8,317 m focusing mainly on the Rowan Shaft area and extensions. The primary purpose of the program was to test the depth and strike extensions of veining mineralization.

Work in 2009 focused on additional infill sampling of previously drilled core and data compilation.

Work in 2010 was on resource assessment and data reorganization as well as drilling in the Rowan Mine Main Vein System and Rowan-NT Zone. Work in 2011 focused on the drilling to the north-east of the Rowan-NT Breccia corridor and in the Rowan Mine Main Vein System. Limited channel sampling was also completed.

## 6.0 REGIONAL GEOLOGY

The Rowan property is situated at the west end of the Red Lake Greenstone Belt. The belt is comprised of a relatively narrow series of six metavolcanic/metasedimentary supracrustal assemblages intruded by several bodies of variable size, form and composition. All of the assemblages have undergone several phases of deformation and metamorphism. The rocks, of Mesoarchean and Neoarchean age, form part of the larger Uchi Subprovince of the Superior Province of the Canadian Shield.

A detailed description of the tectonic history of the Red Lake Belt is presented in GSC Current Research 2001 – C19 (Sanborn-Barrie, 2001).

## 7.0 PROPERTY GEOLOGY

Geology of the area of the property is shown on Figure 3, after Riley, 1977.

Most of the Rowan property lies within a regional NW trending structural feature known as the Pipestone Bay-St Paul Bay Deformation Zone.

The Rowan property is part of the Red Lake Archean Greenstone Belt of the Uchi Subprovince of the Superior province. The greenschist to amphibolite metamorphic transitional isograd has been interpreted to cross the southern quarter of the property trending roughly WNW.

Property geology consists of mafic-felsic metavolcanics and metasedimentary units that have been intruded by varying sizes of mafic to felsic intrusives. The property is bound to the north by the Hammell Lake and to the south by the Killala-Baird Batholiths. A portion of Riley's 1978 Map –2406 is referred to in Figure 3.

A marble and magnetite-bearing iron formations define a regional eastward plunging anticline whose axial plane strikes 255 º with a steep dip to the south.

The roughly 105-110 º trending Pipestone Bay-St Paul Bay Deformation Zone is interpreted to cross the center on the property. Other notable structural features include the NE trending Golden Arm Fault, E/W trending Rowan Lake Fault and the NE trending Three Corners Fault.

Ultramafic units occur in at least in 3 areas including the region along Golden Arm, west of Rowan Lake and east of the Red Summit Mine near Martin Bay. These units are of interest since the recent exploration success of the Red Lake Mine and the proximity of ultramafic units to economic mineralization.

Gold mineralization has an affinity for felsic intrusive units and iron formations. Greater detail can be obtained by referring to Goldcorp reports by Fumerton (1990) and Peden (Dec. 16, 1983).

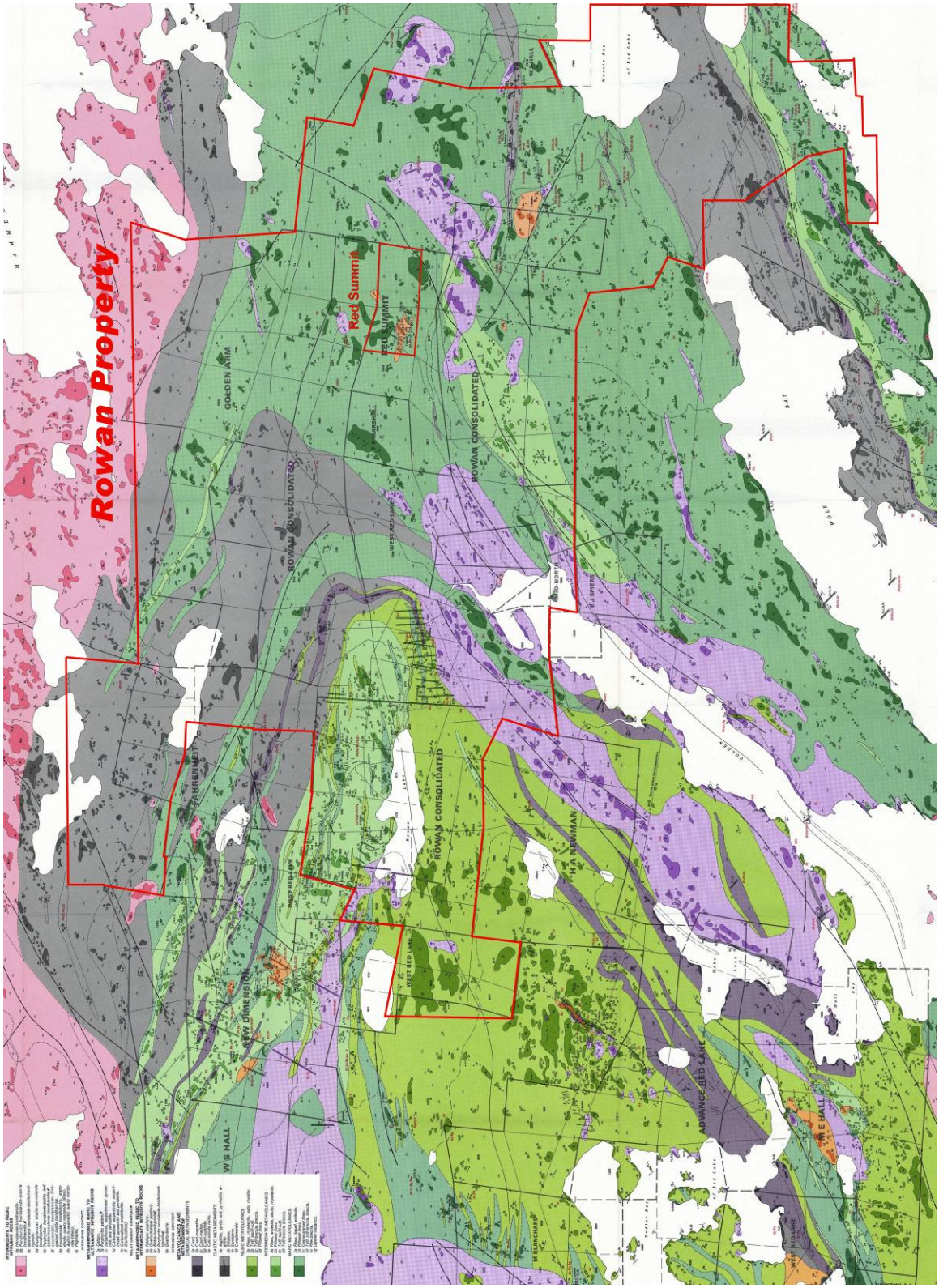


Figure 3 - Geology of the Project Area – M2406, R.A.Riley,1971

## 8.0 West Red Lake Gold Exploration – 2013

The WRLG exploration programme on the Rowan property consisted of data acquisition, compilation, and a diamond drill programme during 2013.

During the period January 20, 2013 through March 15, 2013, a diamond drilling programme was completed by WRLG on the Rowan Property, Red Lake Mining Division, Ontario. Eight (8) diamond drill holes totalling 3,283.0 m were completed. The program was designed to test for depth and strike extensions of known mineralized zones, at the Rowan shaft area as well as other known Au mineralized zones.

Hole locations are summarized in Table 1.
A summary of significant results is given in Table 2.
Drill Logs are found in Appendix 2.
Diamond Drill Plans and Sections are accompanying drawings.

No current grid was cut in the area. GPS coordinates for each hole collar were determined in the field using a GPS instrument. Collar locations are in UTM coordinates, Canada Mean Datum (NAD 83) Zone 15. Collar elevations, as recorded on drill logs and in the database used for the drill sections,

Sections of drill core to be assayed were identified by the geologist during core logging. These sections were split, using a diamond blade rock saw. Half of each sample was sealed in a plastic sample bag along with a sample identification tag. The remaining half of each sample was replaced in the core box as a permanent record. Core is stored on the Mount Jamie Mine property.

All drill holes were logged and sampled at the Mount Jamie field camp. Certified gold reference standards, blanks and field duplicates were routinely inserted into the sample stream as part of the WRLG quality control/quality assurance program. Assaying was done by ActLabs at their laboratory in Red Lake. Gold analyses were performed by fire assay, however higher grade (>5 g/t Au) samples were analyzed with a gravimetric finish. A complete table of assays is seen in Appendix IV.

Gold assays are noted in the diamond drill logs. Assay values greater than 500 ppb Au are plotted on drill sections (Drawing-back of report). Assay certificates are contained in Appendix III.

Drilling was carried out by Chibougamau Diamond Drilling. Drill logs are in Appendix 2 and drill sections are presented at the back of the report. A drill camp at the Mount Jamie Mine Site was utilized for the progamme. Core was logged and split at the camp site.

The primary purpose of the programme was to test the depth and strike-extension of Shaft Zone mineralization. Eight holes were drilled in the vicinity of the Rowan underground workings, both along strike and below the workings and previous drill holes.

Table 1 - Diamond Drill locations – 2013

| Hole # | East | North | ele | Length(m) | Az | Dip |
|---|---|---|---|---|---|---|
| RLG-13-01 | 422086.6 | 5658111.5 | 358.0 | 426.0 | 180.0 | -45.0 |
| RLG-13-02 | 422086.6 | 5658111.5 | 358.0 | 600.0 | 180.0 | -60.0 |
| RLG-13-03 | 422174.4 | 5658124.1 | 364.0 | 426.0 | 180.0 | -45.0 |
| RLG-13-04 | 422174.4 | 5658124.1 | 364.0 | 600.0 | 180.0 | -60.0 |
| RLG-13-05 | 422364.8 | 5658142.5 | 372.0 | 249.0 | 180.0 | -45.0 |
| RLG-13-06 | 422364.8 | 5658142.5 | 372.0 | 381.0 | 180.0 | -60.0 |
| RLG-13-07 | 422387.9 | 5658076.7 | 368.0 | 288.0 | 180.0 | -45.0 |
| RLG-13-08 | 422387.9 | 5658076.7 | 368.0 | 313.0 | 180.0 | -60.0 |
| 8 holes | | | | 3283.0 | m | |

Results were favourable as seen in table 2. Every hole intercepted multiple zones and mineralizations with anomalous to high grade Au assays. The high grade intercepts correspond to historic high grade results and are a confirmation of the continuity and extensions of the zones to depth.

West Red Lake Gold 2013 Diamond Drill Summary

| | | | | | | | | Results | | | | |
|---|---|---|---|---|---|---|---|---|---|---|---|---|
| Hole# | East | North | ele | Length (m) | Az | Dip | | from (m) | to (m) | Length (m) | Au-gpt | GxW |
| RLG-13-01 | 422086.6 | 5658111.5 | 358.0 | 426.0 | 180.0 | -45.0 | | 31.0 | 33.0 | 2.0 | 1.09 | 2.2 |
| | | | | | | | | 197.0 | 198.0 | 1.0 | 3.24 | 3.2 |
| | | | | | | | | 214.0 | 216.0 | 2.0 | 1.36 | 2.7 |
| | | | | | | | | 256.0 | 258.0 | 2.0 | 3.14 | 6.3 |
| | | | | | | | | 265.0 | 267.0 | 2.0 | 1.42 | 2.8 |
| | | | | | | | | | | | | |
| RLG-13-02 | 422086.6 | 5658111.5 | 358.0 | 600.0 | 180.0 | -60.0 | | 305.0 | 310.0 | 5.0 | 38.65 | 193.3 |
| | | | | | | | | | incl | 2.0 | 95.85 | 191.7 |
| | | | | | | | | 418.0 | 419.0 | 1.0 | 3.44 | 3.4 |
| | | | | | | | | 452.0 | 453.0 | 1.0 | 3.94 | 3.9 |
| | | | | | | | | 486.0 | 490.0 | 4.0 | 19.63 | 78.5 |
| | | | | | | | | | incl | 1.0 | 75.30 | 75.3 |
| | | | | | | | | 561.0 | 563.0 | 2.0 | 1.75 | 3.5 |
| | | | | | | | | | | | | |
| RLG-13-03 | 422174.4 | 5658124.1 | 364.0 | 426.0 | 180.0 | -45.0 | | 76.0 | 77.0 | 1.0 | 3.39 | 3.4 |
| | | | | | | | | 97.0 | 98.0 | 1.0 | 12.70 | 12.7 |
| | | | | | | | | 185.0 | 202.0 | 17.0 | 6.83 | 116.1 |
| | | | | | | | | | incl | 1.0 | 92.60 | 92.6 |
| | | | | | | | | 335.0 | 336.0 | 1.0 | 1.38 | 1.4 |
| | | | | | | | | 377.0 | 378.0 | 1.0 | 1.39 | 1.4 |
| | | | | | | | | 425.0 | 426.0 | 1.0 | 1.52 | 1.5 |
| | | | | | | | | | | | | |
| RLG-13-04 | 422174.4 | 5658124.1 | 364.0 | 600.0 | 180.0 | -60.0 | | 128.0 | 129.0 | 1.0 | 2.58 | 2.6 |
| | | | | | | | | 356.0 | 358.0 | 2.0 | 5.69 | 11.4 |
| | | | | | | | | 417.0 | 418.0 | 1.0 | 3.01 | 3.0 |
| | | | | | | | | 469.0 | 470.0 | 1.0 | 5.49 | 5.5 |
| | | | | | | | | 484.0 | 485.0 | 1.0 | 1.47 | 1.5 |
| | | | | | | | | 545.0 | 546.0 | 1.0 | 3.91 | 3.9 |
| | | | | | | | | 560.0 | 562.0 | 2.0 | 1.60 | 3.2 |
| | | | | | | | | | | | | |
| RLG-13-05 | 422364.8 | 5658142.5 | 372.0 | 249.0 | 180.0 | -45.0 | | 128.0 | 129.0 | 1.0 | 1.09 | 1.1 |
| | | | | | | | | 164.0 | 164.8 | 0.8 | 1.16 | 0.9 |
| | | | | | | | | 247.0 | 249.0 | | 1.37 | 0.0 |
| | | | | | | | | | | | | |
| RLG-13-06 | 422364.8 | 5658142.5 | 372.0 | 381.0 | 180.0 | -60.0 | | 212.9 | 214.0 | 1.1 | 3.91 | 4.3 |
| | | | | | | | | 233.0 | 234.0 | 1.0 | 9.32 | 9.3 |
| | | | | | | | | | | | | |
| RLG-13-07 | 422387.9 | 5658076.7 | 368.0 | 288.0 | 180.0 | -45.0 | | 17.0 | 19.0 | 2.0 | 4.87 | 9.7 |
| | | | | | | | | | | | | |
| RLG-13-08 | 422387.9 | 5658076.7 | 368.0 | 313.0 | 180.0 | -60.0 | | 16.0 | 17.0 | 1.0 | 1.01 | 1.0 |
| | | | | | | | | 19.0 | 20.0 | 1.0 | 1.04 | 1.0 |
| | | | | | | | | 23.0 | 26.0 | 3.0 | 2.63 | 7.9 |
| | | | | | | | | 47.0 | 48.0 | 1.0 | 1.37 | 1.4 |
| | | | | | | | | 291.0 | 292.0 | 1.0 | 2.05 | 2.1 |
| | | | | | | | | | | | | |
| 8 holes | | | | 3283.0 | m | | | | | | | |

## 9.0 RECOMMENDATIONS

Exploration to date on the Rowan property has focused on extension of known mineralization at the Rowan Shaft area. This area has proven to continue to have excellent exploration opportunity with mineralization remaining open in all directions.

Additional targets remain on other parts of the property, including:

- **Creek Zone**: This is the SW-extension of the Porphyry Hill Zone. The zone occurs along the irregular northern contact of a large quartz porphyry sill and iron formation. Area is strongly carbonatized and cut by numerous quartz stringers. Pyrite is ubiquitous and the best gold values are associated with disrupted iron formation.

- **Porphyry Hill Zone:** Stripping in 1989 by Chevron Minerals determined that gold is found in sheared, sulphidized iron formation and in shear-parallel quartz stringers within the adjacent felsic porphyry. The potential extension of this zone either to the NE or SW has not been adequately tested

- **West Red Lake Zone (McKenzie Option):** Located within KRL 9999, drilling encountered 3 rock types including mafic metavolcanics, quartz-sericite porphyry and a hybrid of quartz-sericite and volcanics. Of 18 holes drilled, 5 intersected vein material of significance (0.26-2.58 OPT over 0.6-2.58 feet).

- **Headache Vein:** In 1983 Goldquest stripped, mapped and sampled this zone. Coarse visible gold (VG) as specks was observed locally as is arsenopyrite, pyrite and pyrrhotite. No drilling was done beneath the central portion where the best values (> 1 OPT Au) occurred. The surface zone remains open as the vein terminates into overburden both to the east and west. (Figure 4)

- **DLS Carbonate Zone:** Strong Fe-carbonate alteration of mafic metavolcanics over 1 metre with quartz veins within the zone up to 20 cm but confined to the Fe-carbonate. Most of the vein material is barren but one vein with molybdenum assayed 0.28 opt Au. This zone is important as it may represent a new type of ore. Follow up drilling did not enhance the prospects of this showing.

## 10.0 REFERENCES


Atkinson, B.T., 1996. OFR 5958 Report of Activities 1996, Resident Geologist.

Bowes-Lyon, Lea Marie, February 2002. Report on the Geological Mapping on part of the Rowan Property during fall 2001 Season, Todd Township.

Cashin, P., Shannon, K., 1998. Chevron Minerals Ltd. Report of Work May- December 1989. Goldquest Project. Red Lake, Ontario.

Fumerton, S., November 16, 1990. Review of Gold Mineralization at the Rowan Mine and Work by Chevron Minerals Ltd 1990

Gill, J., E,. June 21, 1937. Lake Rowan Gold Mines Progress Report

Godfrey, F. A., March 1987. Dickenson Mines Limited. Evaluation of the Rowan Project.

Guy, Kenneth, February 2009. Hy Lake Gold Inc. Summary Report on Exploration and a Diamond Drilling Programme, 2007, 2008, Rowan Property.

Hallet, E.O.B., November 1953. Rowan Consolidated Mines Limited Final Progress Report.

Hicks, H. S., After March 1941. Diamond Drilling Report on West Red Lake Gold Mines- McKenzie Option. Goldcorp company file.

Holbrooke, G.L., July 9, 1948. Lake Rowan (1945) Mines Limited Report on Geology and Development.

Holbrooke, G. L., February 1952. Rugged Red Lake Mines Ltd. Report on Base Metal Possibilities. Goldcorp file

Hunt, D. S., August 9, 2001. Report on Diamond Drilling Program Rowan Property (Martin Bay)

Hunt, D. S., Seyler, R., December 1, 2001. Report on Diamond Drilling Program Rowan Property- QP Zone, Todd and Fairly Twps and Hammell Lake Area, Red Lake Mining Division, Ontario.

McConnell, J., July 22, 1986. Strathcona Mineral Services. Review of Development Options and Associated Costs to Bring the Rowan Project into Production for Goldquest Exploration Inc.

Patrie, Dan, May 4, 2002. Report on the Inducted Polarization Gradient Survey Rowan/ Martin Bay Property, Todd township, Ontario for Goldcorp.

Peden, K. D., December 16, 1983. Goldquest Exploration Inc. Report on the Geological Survey of Rowan Group, Todd Township, NTS 52M/1

Peden, K.D., February 21, 1984. Goldquest Report on Preliminary Geochemical Sampling on Rowan Project, 1983.

Peden, K.D., September 24, 1984. Goldquest Report on the Diamond Drilling Program Rowan Group, 1984 Todd Township.

Peden, K.D, Durrant, A. R. , November 8, 1984. Goldquest Exploration Inc. Summary of the Rowan Project Test Mining May-November, 1984, Todd Township.

Peden, K.D., June 21, 1985. Goldquest Report on the Diamond Drilling Program Rowan Group, 1985 Todd Township.

Peden, K.D., March 3, 1988. Goldquest Summary Report of the 1987 Field Program on the Rowan Group.

Riley, R. A., 1978. OGS Map 2406, Todd Township 1:12000 scale

Sanbourne-Barrie, M. Three Hundred Million Years of Tectonic History Recorded by the Red Lake Greenstone Belt, Ontario. Paper 2001-C19. Current Research, GSC 19p.

Siriunas, J. M., 1988. Report on the Goldquest Exploration Inc. Rowan Lake Gold Property Todd Township Red Lake Area, Ontario for United Reef Petroleum Limited.

Titley, E.D., September 1982. Red Lake Project Geophysical Report on the Todd Township Claims Red Lake Mining Division for Dickenson Mines.

Tims, Andrew, March 16, 2002. Geochemical Survey Report Rowan Property, Todd Township. NTS 52M/01

Van Tassell, R.E., October 31, 1984. Goldquest Report on the 1984 Trenching on the Rowan Claims in the Martin Bay Area.

Van Tassell, R.E., November 2, 1984. Goldquest 1984 Bulk Mining Sample Rowan 100 Level Adit, Todd Township.

# 11.0 CERTIFICATES OF QUALIFICATION

**Certificate of Qualifications**

I, Kenneth Guy, PGeo(Ont) of Toronto, Ontario, Canada, do hereby state that:

I reside at 215 Wynford Drive, Toronto, Ontario Canada M3C 3P5, phone (416)696-0202.

I am currently self-employed as a consulting geologist.

I am a graduate geologist, having graduated from the University of Waterloo, Ontario in 1979, receiving an Hon BSc in Earth Science/geology.

I have been practicing geology as a professional geologist since graduation in 1979.

I am a member of the A.P.G.O. (0241) and a Fellow of the Geological Association of Canada since 1983.

I have read the definition of "qualified person" set out in National Instrument 43-101 and certify that I fulfill the requirements.

This report is based upon work not managed or conducted by myself, however I have managed and conducted previous and subsequent Drill programs on the property.

This report is based upon work conducted and supervised by myself as well as my review of relevant previous work not managed or conducted by myself.

I consent to the use of this report by West Red Lake Gold Mines Inc. (WRLG).

Dated this 24 day of November, 2015

"*Kenneth Guy*", PGeo (Ont)

_____

Signature of Qualified Person

Kenneth Guy

_____

Name of Qualified Person

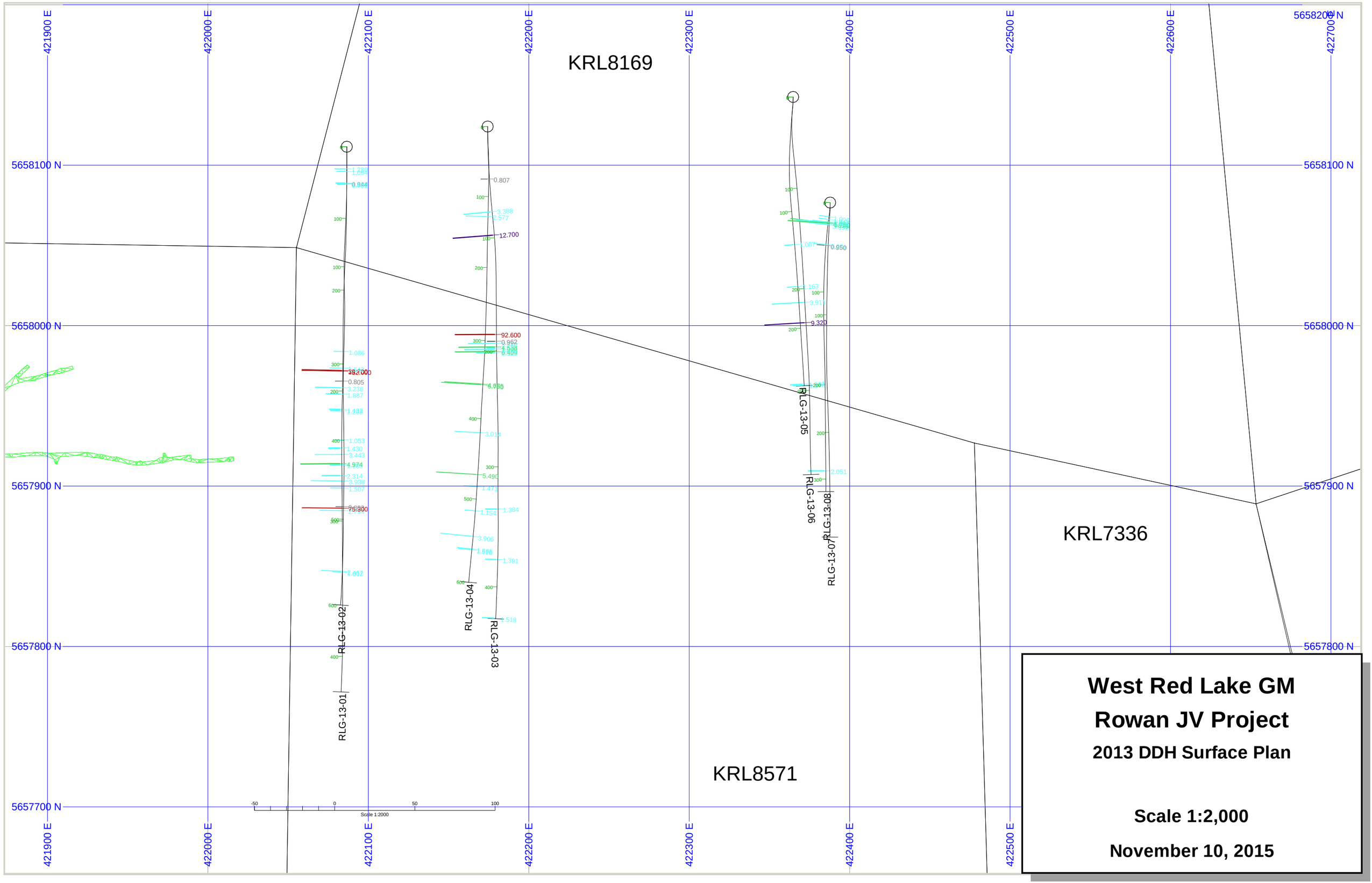
KRL8169
KRL7336
KRL8571
RLG-13-01
RLG-13-02
RLG-13-03
RLG-13-04
RLG-13-05
RLG-13-06
RLG-13-07
RLG-13-08
421900 E
422000 E
422100 E
422200 E
422300 E
422400 E
422500 E
422600 E
422700 E
5658200 N
5658100 N
5658000 N
5657900 N
5657800 N
5657700 N
Scale 1:2000
West Red Lake GM
Rowan JV Project
2013 DDH Surface Plan
Scale 1:2,000
November 10, 2015

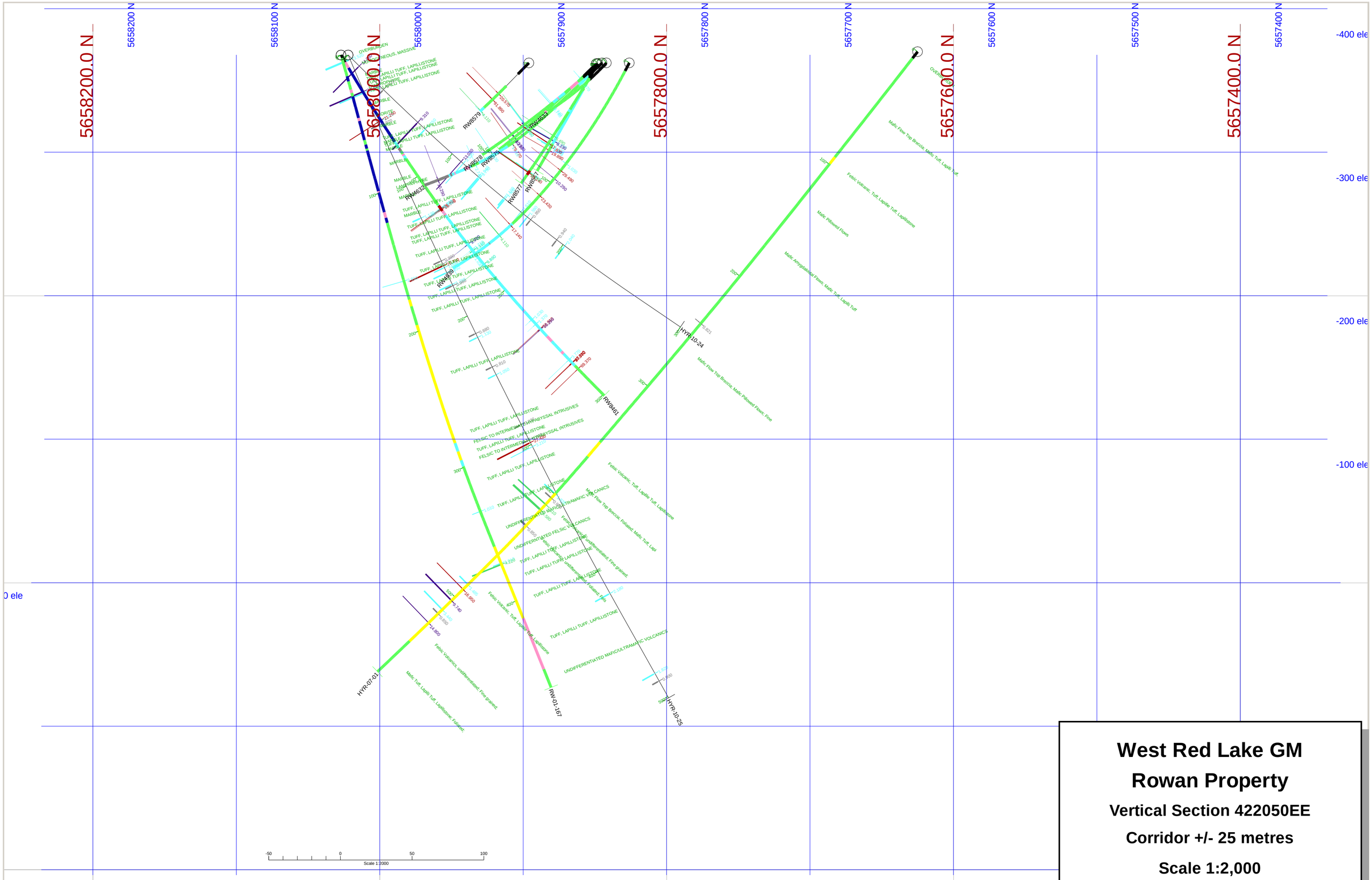


# West Red Lake GM
# Rowan Property

**Vertical Section 422050EE**

**Corridor +/- 25 metres**

**Scale 1:2,000**

**Nov. 02, 2015**

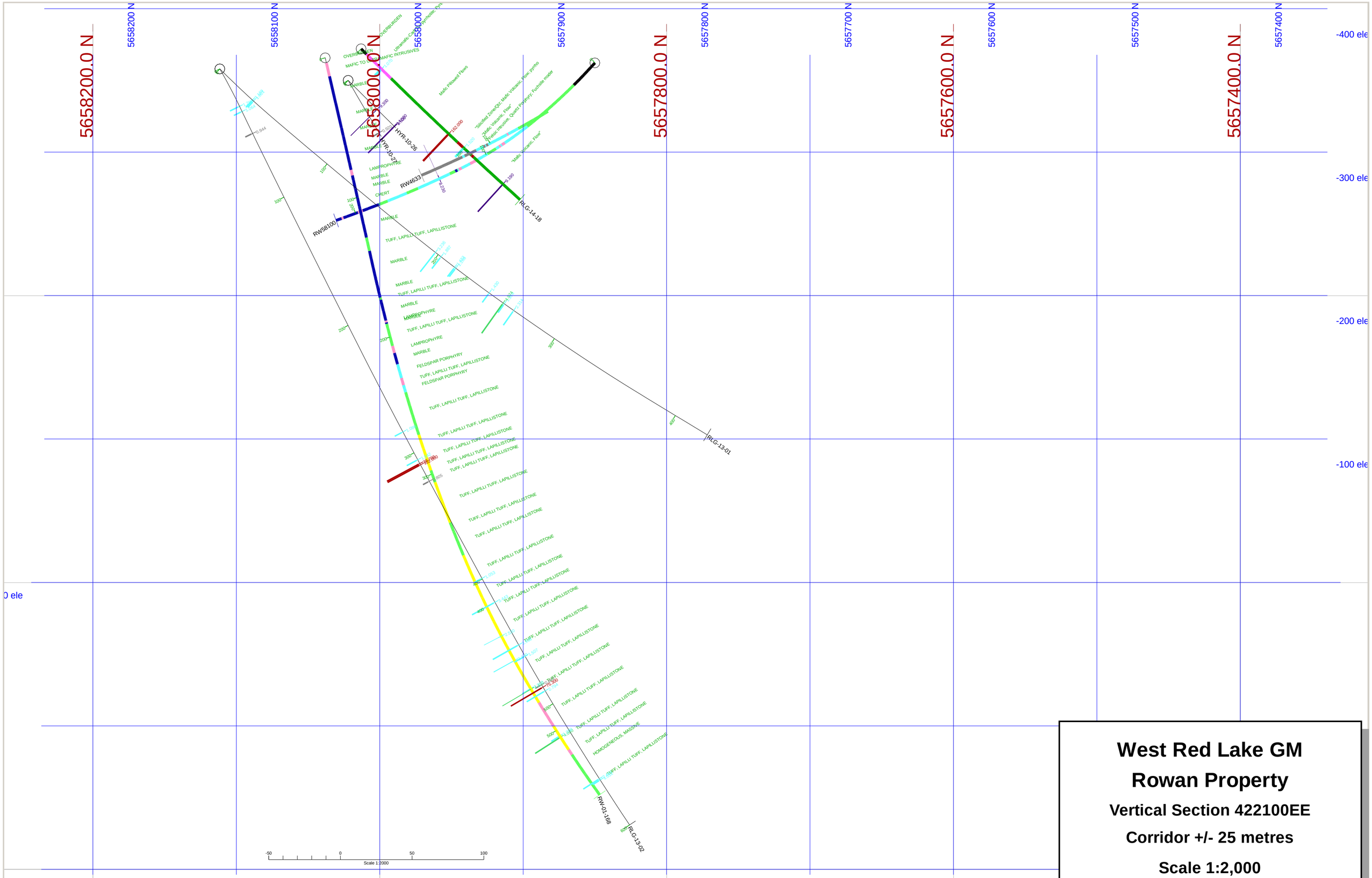


# West Red Lake GM
# Rowan Property

**Vertical Section 422100EE**

**Corridor +/- 25 metres**

**Scale 1:2,000**

**Nov. 02, 2015**

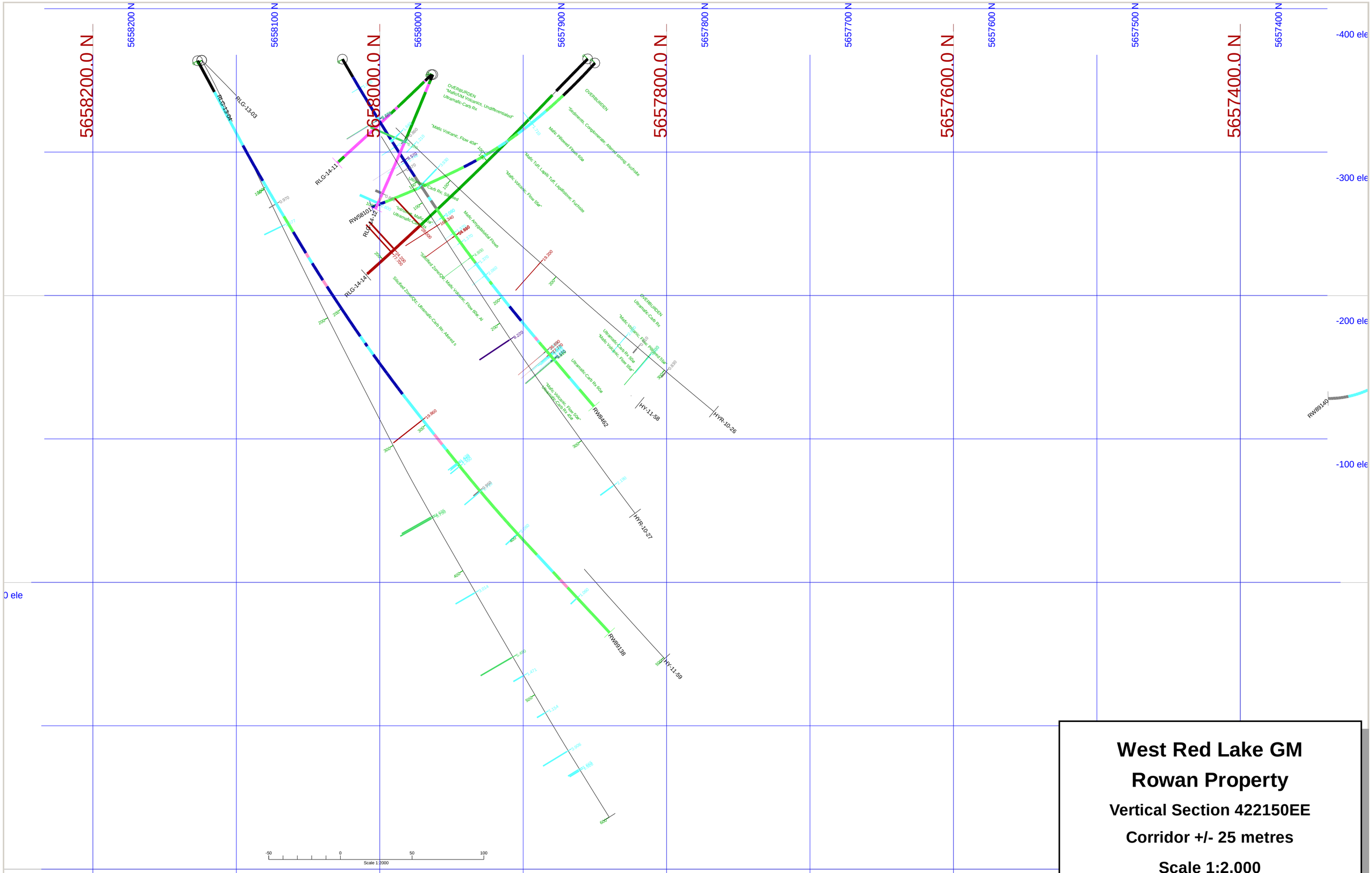


# West Red Lake GM
# Rowan Property

**Vertical Section 422150EE**

**Corridor +/- 25 metres**

**Scale 1:2,000**

**Nov. 02, 2015**

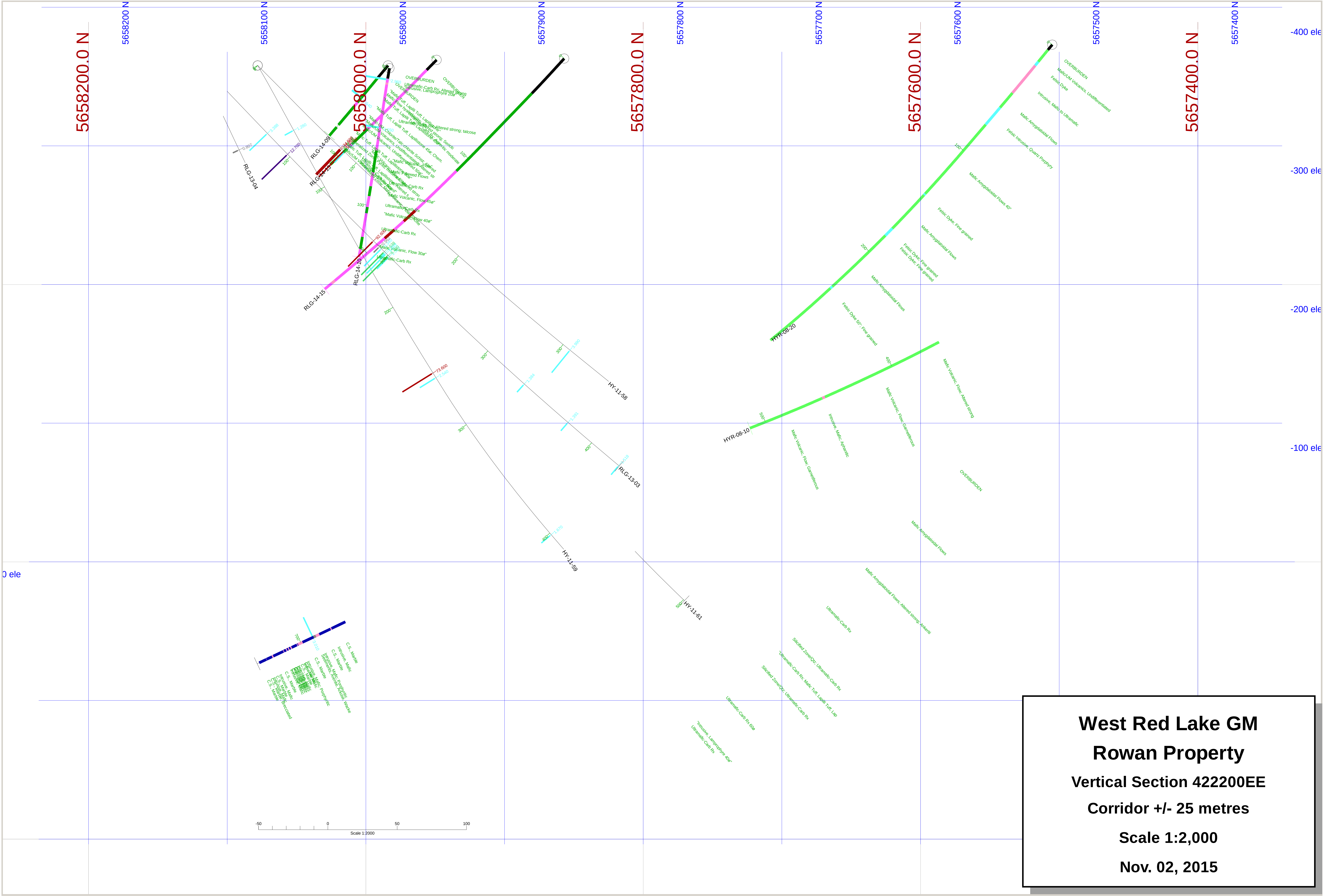


# West Red Lake GM

# Rowan Property

**Vertical Section 422200EE**

**Corridor +/- 25 metres**

**Scale 1:2,000**

**Nov. 02, 2015**

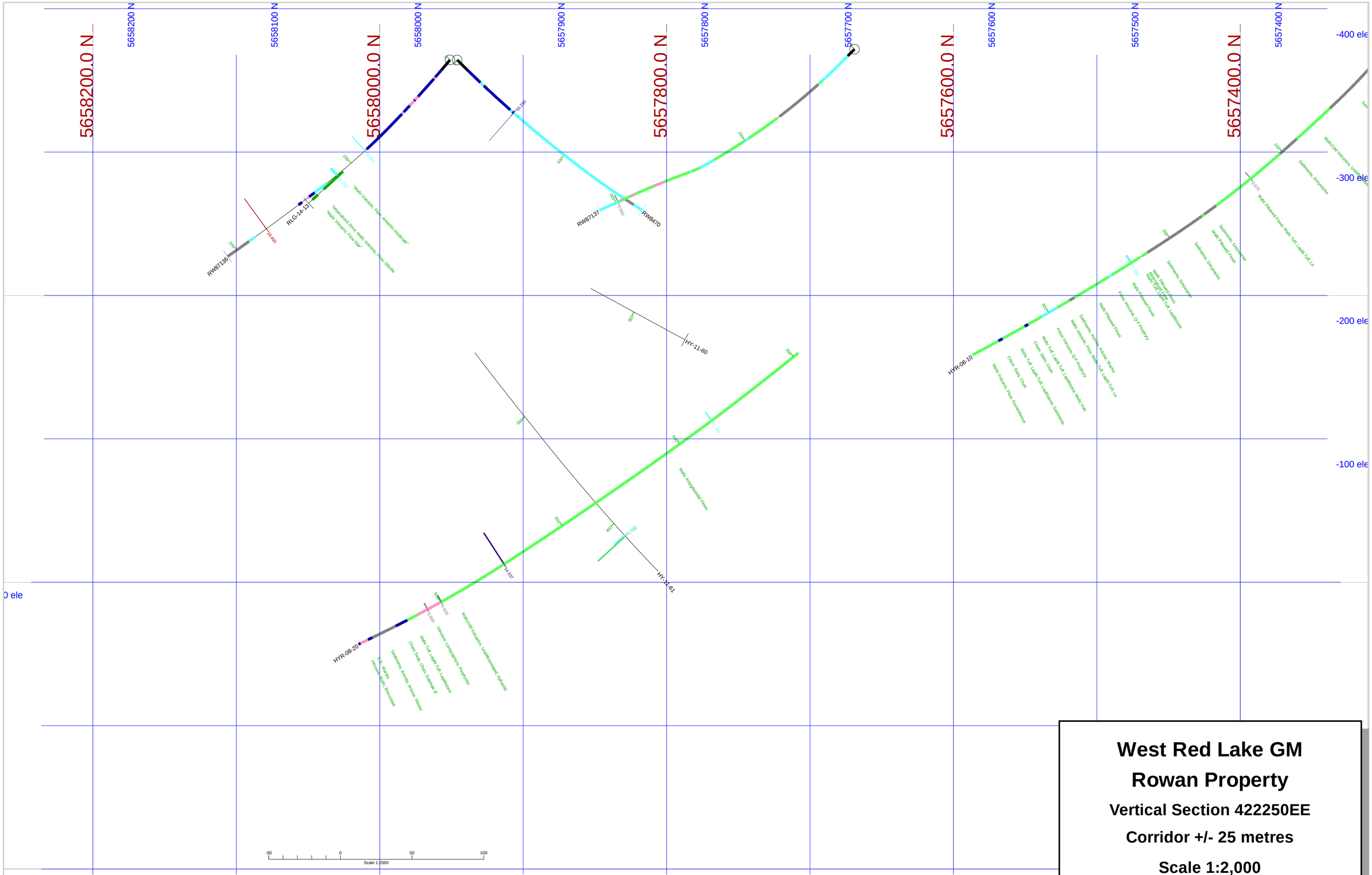


# West Red Lake GM
# Rowan Property

**Vertical Section 422250EE**

**Corridor +/- 25 metres**

**Scale 1:2,000**

**Nov. 02, 2015**

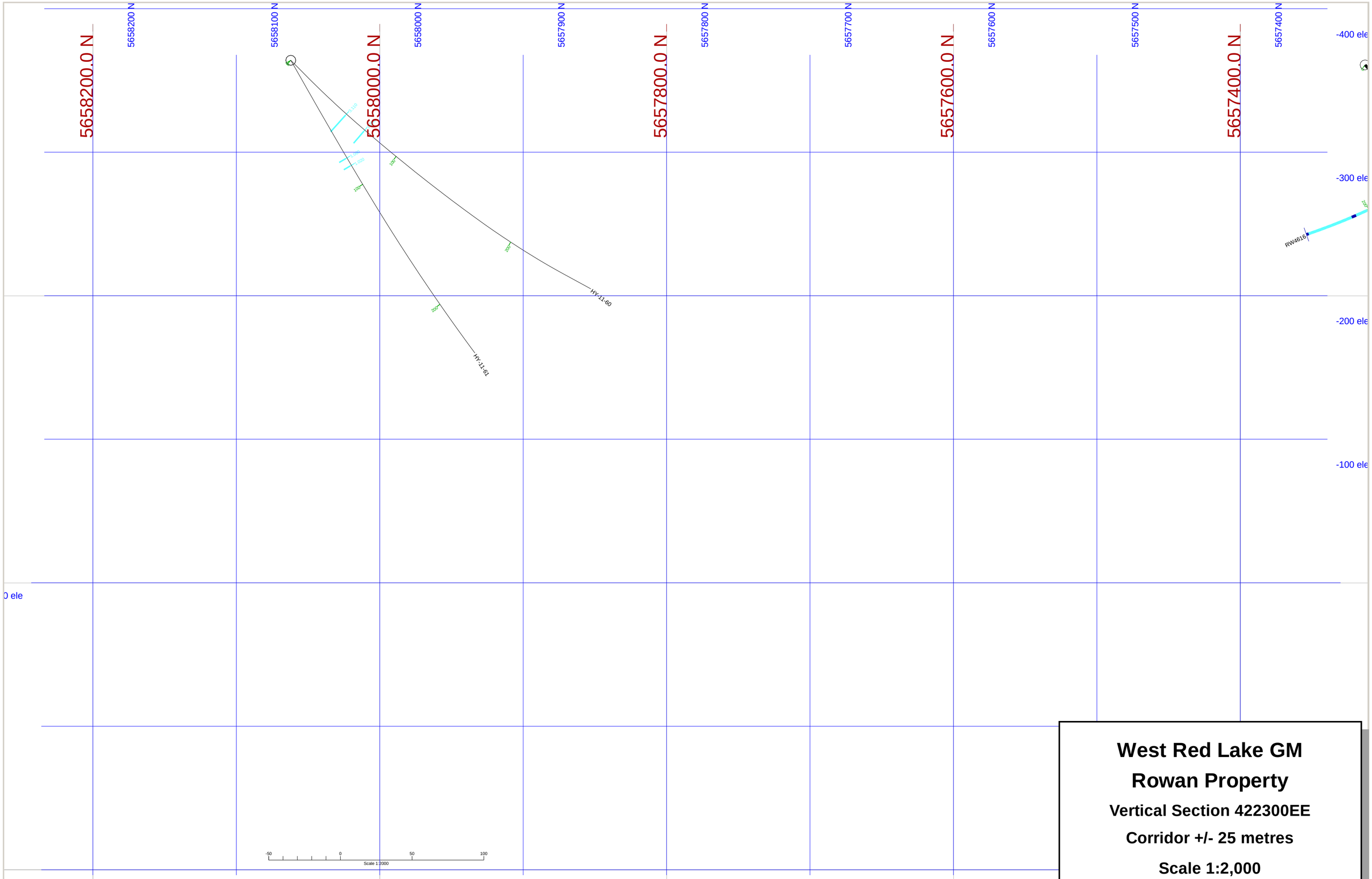


**West Red Lake GM**

**Rowan Property**

**Vertical Section 422300EE**

**Corridor +/- 25 metres**

**Scale 1:2,000**

**Nov. 02, 2015**




# West Red Lake GM
# Rowan Property

**Vertical Section 422350EE**

**Corridor +/- 25 metres**

**Scale 1:2,000**

**Nov. 02, 2015**

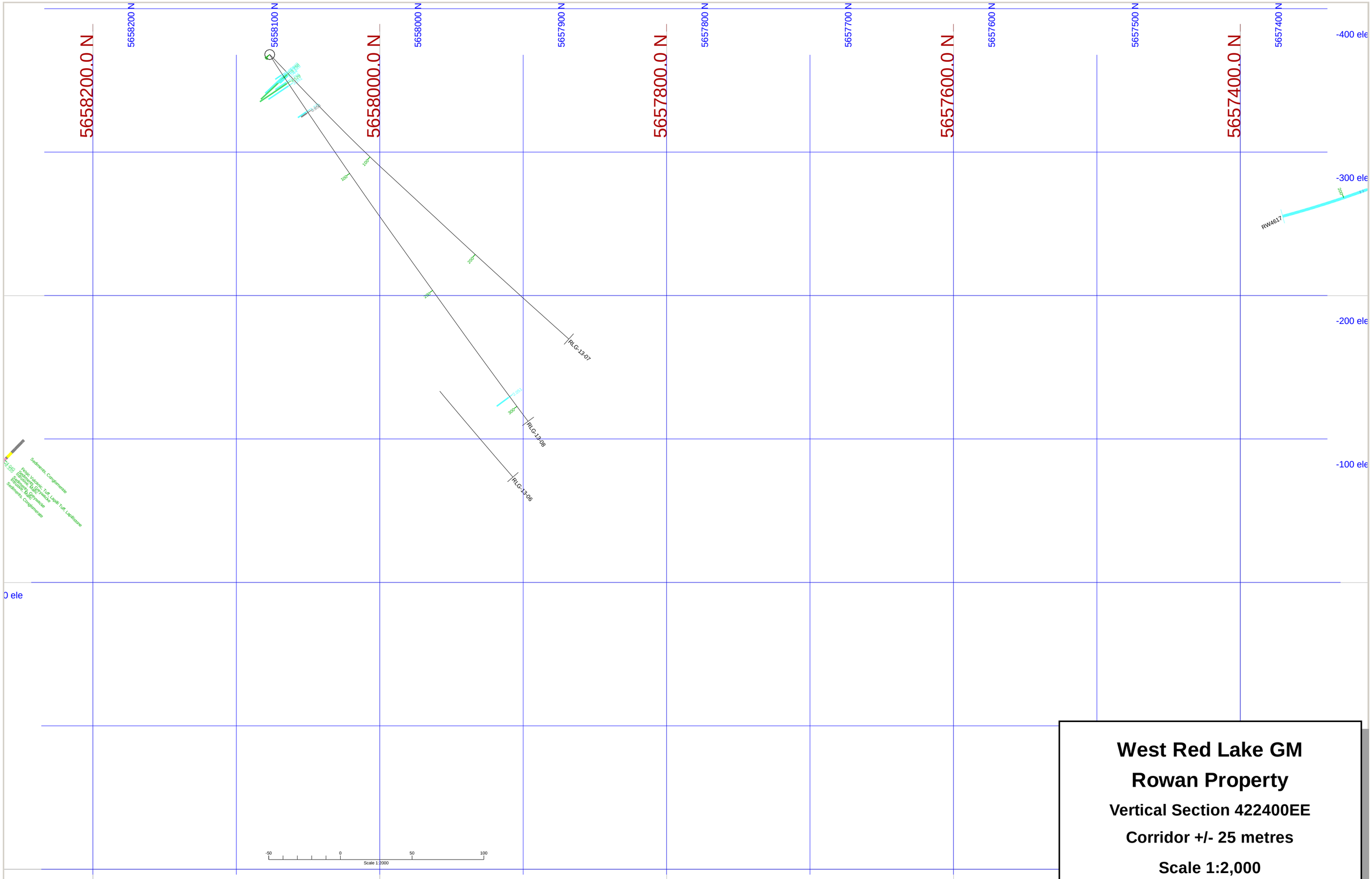


# West Red Lake GM
# Rowan Property

**Vertical Section 422400EE**

**Corridor +/- 25 metres**

**Scale 1:2,000**

**Nov. 02, 2015**

# APPENDIX I

## Claims List

| Prefix | Tenure | ease | Parcel | Tenure Type | Township | Size (Ha) | PIN# |
|---|---|---|---|---|---|---|---|
| KRL | 6178 | 8191 | 337 | Patented MR & SR | Todd | 9.1 | 42003-0063 |
| KRL | 6179 | 8192 | 338 | Patented MR & SR | Todd | 18.26 | 42003-0064 |
| KRL | 6180 | 8193 | 339 | Patented MR & SR | Todd | 11.45 | 42003-0051 |
| KRL | 6181 | 8194 | 340 | Patented MR & SR | Todd | 15.63 | 42003-0052 |
| KRL | 7336 | 8190 | 336 | Patented MR & SR | Todd | 10.45 | 42003-0055 |
| KRL | 7337 | 8207 | 348 | Patented MR & SR | Todd | 13.88 | 42003-0142 |
| KRL | 7338 | 8195 | 341 | Patented MR & SR | Todd | 15.08 | 42003-0067 |
| KRL | 8167 | 8863 | 829 | Patented MR & SR | Todd | 15.62 | 42003-0053 |
| KRL | 8168 | 8864 | 830 | Patented MR & SR | Todd | 19.8 | 42003-0056 |
| KRL | 8169 | 8865 | 831 | Patented MR & SR | Todd | 28.53 | 42003-0017 |
| KRL | 8170 | 8866 | 832 | Patented MR & SR | Todd | 18.82 | 42003-0018 |
| KRL | 8171 | 8867 | 833 | Patented MR & SR | Todd | 15.03 | 42003-0019 |
| KRL | 8571 | 8928 | 874 | Patented MR & SR | Todd | 16.22 | 42003-0054 |
| KRL | 8572 | 8929 | 875 | Patented MR & SR | Todd | 20.58 | 42003-0065 |
| KRL | 8573 | 8930 | 876 | Patented MR & SR | Todd | 16.24 | 42003-0066 |
| KRL | 8606 | 8931 | 877 | Patented MR & SR | Todd | 10.86 | 42003-0075 |
| KRL | 9633 | 8932 | 878 | Patented MR & SR | Todd | 20.46 | 42003-0023 |
| KRL | 9634 | 8933 | 879 | Patented MR & SR | Todd | 12 | 42003-0024 |
| KRL | 9635 | 8934 | 880 | Patented MR & SR | Todd | 11.18 | 42003-0025 |
| KRL | 9635A | 8935 | 881 | Patented MR & SR | Todd | 16.67 | 42003-0026 |
| KRL | 9636 | 8936 | 882 | Patented MR & SR | Todd | 29.56 | 42003-0070 |
| KRL | 9637 | 8937 | 883 | Patented MR & SR | Todd | 29.84 | 42003-0071 |
| KRL | 9638 | 8938 | 884 | Patented MR & SR | Todd | 27.5 | 42003-0028 |
| KRL | 9800 | 13155 | 2629 | Patented MR & SR | Todd | 15.09 | 42003-0096 |
| KRL | 9801 | 13156 | 2630 | Patented MR & SR | Todd | 15.62 | 42003-0097 |
| KRL | 9802 | 13157 | 2631 | Patented MR & SR | Todd | 12.47 | 42003-0098 |
| KRL | 9999 | 8868 | 834 | Patented MR & SR | Todd | 15.79 | 42003-0050 |
| KRL | 10000 | 8869 | 835 | Patented MR & SR | Todd | 17.31 | 42003-0062 |
| KRL | 10070-LO | 10009 | | Lic. of Occupation MLO | Todd | 6.7 | |
| KRL | 10070 | 8870 | 836 | Patented MR & SR | Todd | 14.89 | 42003-0068 |
| KRL | 10357 | 8871 | 837 | Patented MR & SR | Todd | 22.74 | 42003-0029 |
| KRL | 10371 | 8872 | 838 | Patented MR & SR | Todd | 23.23 | 42003-0030 |
| KRL | 10372 | 8873 | 839 | Patented MR & SR | Todd | 16.18 | 42003-0022 |
| KRL | 10392 | 8874 | 840 | Patented MR & SR | Todd | 17.5 | 42003-0013 |
| KRL | 10403 | 8875 | 841 | Patented MR & SR | Todd | 11.68 | 42003-0061 |
| KRL | 10404 | 8876 | 842 | Patented MR & SR | Todd | 13.64 | 42003-0073 |
| KRL | 10405 | 8877 | 843 | Patented MR & SR | Todd | 13.45 | 42003-0074 |
| KRL | 10406 | 8878 | 844 | Patented MR & SR | Todd | 12.46 | 42003-0072 |
| KRL | 10407 | 8879 | 845 | Patented MR & SR | Todd | 13.56 | 42003-0085 |
| KRL | 10408 | 8880 | 846 | Patented MR & SR | Todd | 10.37 | 42003-0086 |
| KRL | 10434 | 8881 | 847 | Patented MR & SR | Todd | 13.05 | 42003-0020 |
| KRL | 10435 | 8882 | 848 | Patented MR & SR | Todd | 18.11 | 42003-0021 |
| KRL | 10553 | 8883 | 849 | Patented MR & SR | Todd | 17.98 | 42003-0069 |
| KRL | 10563 | 8884 | 850 | Patented MR & SR | Todd | 13.1 | 42003-0091 |

| Prefix | Tenure | ease | Parcel | Tenure Type | Township | Size (Ha) | PIN# |
|---|---|---|---|---|---|---|---|
| KRL | 10564 | 8885 | 851 | Patented MR & SR | Todd | 12.06 | 42003-0090 |
| KRL | 10603-LO | 12070 | | Lic. of Occupation MLO | Todd | 5.36 | |
| KRL | 10603 | 13158 | 2632 | Patented MR & SR | Todd | 4.76 | 42003-0092 |
| KRL | 11115 | 9187 | 1062 | Patented MR & SR | Todd | 15.32 | 42003-0095 |
| KRL | 30799 | 14482 | 3501 | Patented MR & SR | Todd | 14.64 | 42003-0077 |
| KRL | 30835-LO | 12473 | | Lic. of Occupation MLO | Todd | 5.35 | |
| KRL | 200005 | 107258 | 589 | Lease MRO | Todd | 11.44 | 42003-0114 |
| KRL | 200006 | 107258 | 589 | Lease MRO | Todd | 17.86 | 42003-0114 |
| KRL | 200007 | 107258 | 589 | Lease MRO | Todd | 12.57 | 42003-0114 |
| KRL | 200008 | 107258 | 589 | Lease MRO | Todd | 4.94 | 42003-0114 |
| KRL | 200009 | 107258 | 589 | Lease MRO | Todd | 14.63 | 42003-0114 |
| KRL | 200010 | 107258 | 589 | Lease MRO | Todd | 17.15 | 42003-0114 |
| KRL | 200011 | 107258 | 589 | Lease MRO | Todd | 13.62 | 42003-0114 |
| KRL | 200012 | 107258 | 589 | Lease MRO | Todd | 21.3 | 42003-0114 |
| KRL | 200013 | 107258 | 589 | Lease MRO | Todd | 12.56 | 42003-0114 |
| KRL | 200276 | 107258 | 589 | Lease MRO | Todd | 18.31 | 42003-0114 |
| KRL | 200277 | 107258 | 589 | Lease MRO | Todd | 16.05 | 42003-0114 |
| KRL | 200278 | 107258 | 589 | Lease MRO | Todd | 12.04 | 42003-0114 |
| KRL | 200279 | 107258 | 589 | Lease MRO | Todd | 14.15 | 42003-0114 |
| KRL | 541952 | 106125 | 2097 | Lease MRO | Todd | 29.11 | 42003-0113 |
| KRL | 541953 | 106125 | 2097 | Lease MRO | Todd | 21.2 | 42003-0113 |
| KRL | 541954 | 106125 | 2097 | Lease MRO | Todd | 14.8 | 42003-0113 |
| KRL | 563661 | 106125 | 2097 | Lease MRO | Todd | 12.48 | 42003-0113 |
| KRL | 563662 | 106125 | 2097 | Lease MRO | Todd | 11.63 | 42003-0113 |
| | 541924 | | | Unpatended | Hammell Lake | 16 | |
| | 541925 | | | Unpatended | Hammell Lake | 16 | |
| | 541926 | | | Unpatended | Hammell Lake | 16 | |
| | 541927 | | | Unpatended | Hammell Lake | 16 | |
| | 541928 | | | Unpatended | Hammell Lake | 16 | |
| | 541929 | | | Unpatended | Hammell Lake | 16 | |
| | 541930 | | | Unpatended | Hammell Lake | 16 | |
| | 541931 | | | Unpatended | Hammell Lake | 16 | |
| | 541932 | | | Unpatended | Hammell Lake | 16 | |
| | 541933 | | | Unpatended | Hammell Lake | 16 | |
| | 541934 | | | Unpatended | Hammell Lake | 16 | |
| | 541935 | | | Unpatended | Hammell Lake | 16 | |
| | 541936 | | | Unpatended | Hammell Lake | 16 | |
| | 541937 | | | Unpatended | Hammell Lake | 16 | |
| | 541938 | | | Unpatended | Hammell Lake | 16 | |
| | 541939 | | | Unpatended | Hammell Lake | 16 | |
| | 541940 | | | Unpatended | Hammell Lake | 16 | |
| | 541941 | | | Unpatended | Hammell Lake | 16 | |
| | 541942 | | | Unpatended | Hammell Lake | 16 | |
| | 541943 | | | Unpatended | Hammell Lake | 16 | |

| Prefix | Tenure | ease | Parcel | Tenure Type | Township | Size (Ha) | PIN# |
|---|---|---|---|---|---|---|---|
| | 541944 | | | Unpatended | Hammell Lake | 16 | |
| | 541945 | | | Unpatended | Hammell Lake | 16 | |
| | 541946 | | | Unpatended | Hammell Lake | 16 | |
| | 541947 | | | Unpatended | Hammell Lake | 16 | |
| | 541948 | | | Unpatended | Hammell Lake | 16 | |
| | 541949 | | | Unpatended | Hammell Lake | 16 | |
| | 541950 | | | Unpatended | Hammell Lake | 16 | |
| | 541951 | | | Unpatended | Hammell Lake | 16 | |
| | 563036 | | | Unpatended | Hammell Lake | 16 | |
| | 563666 | | | Unpatended | Todd | 16 | |
| | 563667 | | | Unpatended | Todd | 16 | |
| | 563668 | | | Unpatended | Todd | 16 | |
| | 563669 | | | Unpatended | Todd | 16 | |
| | 563946 | | | Unpatended | Hammell Lake | 16 | |
| | 563947 | | | Unpatended | Hammell Lake | 16 | |
| | 563948 | | | Unpatended | Hammell Lake | 16 | |
| | 563949 | | | Unpatended | Hammell Lake | 16 | |
| | 563950 | | | Unpatended | Hammell Lake | 16 | |
| | 623493 | | | Unpatended | Todd | 16 | |
| | 1144316 | | | Unpatended | Hammell Lake | 32 | |
| | 1184146 | | | Unpatended | Todd | 32 | |
| | 1184861 | | | Unpatended | Hammell Lake | 16 | |
| | 1184862 | | | Unpatended | Fairlie | 80 | |
| | 1184863 | | | Unpatended | Fairlie | 32 | |
| | 1218922 | | | Unpatended | Hammell Lake | 16 | |
| | 1218923 | | | Unpatended | Hammell Lake | 64 | |
| | 1234138 | | | Unpatended | Hammell Lake | 48 | |
| | 1234139 | | | Unpatended | Hammell Lake | 128 | |
| | 1234151 | | | Unpatended | Hammell Lake | 64 | |

# APPENDIX II

## Diamond Drill Logs

| | | | | | | |
|---|---|---|---|---|---|---|
| Province/Territory | Ontario | West Red Lake Gold Mines | | | | RLG-13-01 |
| PROJECT | Rowan Lake | | | | Grid Co ordinates (UTM) GPS (handheld) | |
| CLAIM No. | KRL8169, KRL8571 | Drill Start Date | | | X | 422086.6 |
| | | Drill Finish Date | | | Y | 5658111.5 |
| Logged By: | Vadim Galkine | | Az. | Incl. | Z | 358.0 |
| Date: | | Collar | 180.00 | -45.0 | Drill Company: Chibougamau | |
| Datum | NAD 83 | | Casing | 22m | Length | 426.00 |
| zone | 15 N | | | | | |
| Core Size: NQ | | | | | | |
| Core Storage: Mt Jamie | | | | | | |

## Downhole Survey

| DEPTH | | DIP | | AZIMUTH | | Mag | Survey Type |
|---|---|---|---|---|---|---|---|
| 54 | | 40.4 | | 180.5 | | 54618 | Reflex EZ shot |
| 102 | | 39.9 | | 183.0 | | 55769 | |
| 153 | | 39.4 | | 180.0 | | 56153 | |
| 207 | | 37.7 | | 181.4 | | 56559 | |
| 258 | | 35.3 | | 179.4 | | 56087 | |
| 324 | | 33.5 | | 179.8 | | 55786 | |
| 372 | | 31.4 | | 179.7 | | 56211 | |
| 417 | | 31.1 | | 182.4 | | 55881 | |
| 426 | | 31 | | 182.4 | | 55850 | |

| from | to | sample # | type | width (m) | pyrite | chalcopy | pyrrhot | Au- gpt | description |
|---|---|---|---|---|---|---|---|---|---|
| 1 | 21.5 | | | | | | | | **Overburden** |
| 21.5 | 22 | 792101 | | 1.0 | | | | 0.113 | Quartz of grey to dark grey color and sulfides interlayering: the lamination or layering is not steady , some intervals show chaotic structure, lamination at 40-45 to the core axis. Strongly magnetic, suggesting lots of Pyrrhotite, also Py, there is no sign of Mgnt. Sulfides either lense/laminates shaped and along the fabric, or patchy and sometimes serve as a matrix for the clasts of quartzites (1-2 cm in diam). Layers (bands) of Q of 5-3 cm thick alternate with thinly layered intervals of Q-tes, sulfides and chlorite? -Q bands ( 0.3-0.5 cm thick). The rock structure seem to be mostly deformational, yet inheritance of some parent banded formation is possible. Some Chlrt-Cc veinlets - from 0.3 cm to few cm with irregulat boundaries oriented at low angle to the core axis crossing lamination yet dipping in the same direction. At 26.9- 27m - Clt-Cc patch Sulfides up to 30% of the interval, thin lamination is folded assimmetrically (shearing?), zones of mylonitization of .5 cm thick cross the earlier structure. Could it be some type of Iron Formation? |
| 22 | 23 | 792102 | | 1.0 | | | | 0.172 | |
| 23 | 24 | 792103 | | 1.0 | | | | 0.108 | |
| 24 | 25 | 792104 | | 1.0 | | | | 0.028 | |
| 25 | 26 | 792105 | | 1.0 | | | | 0.038 | |
| 26 | 27 | 792106 | | 1.0 | | | | 0.081 | |
| 27 | 28 | 792107 | | 1.0 | | | | 0.239 | 27-27.4 - mafic small-gr metavolc., massive. 27.4 -29.35 -Q-Slfd-Q/Chlrt interlayering similar to the beginng of the hole, srongly magnetic. The interval is more regular though, seems as the bands of Q-te 5-7 cm thick alternate with the 100% sulfide bands ( fine-grained/aphanitic, may be Mt there) of 7-12 mm thick. 29.35 - 30 - interm-mafic metavolc |
| 28 | 29 | 792108 | | 1.0 | | | | 0.059 | |
| 29 | 30 | 792109 | | 1.0 | | | | 0.109 | |
| 30 | 31 | 792110 | | 1.0 | | | | 0.241 | 30-30.9 - interm-mafic metavolc, sm-gr, green, grey green, chloritised slightly, some Cc on-mass, weak lamination at 45 to the core axis. Some bands of Q-tes-2.5 cm thick within the interval.30.9-31 - Q-Slfd-interval similar to the beginning |
| 31 | 32 | 792111 | | 1.0 | | | | 1.169 | Q-Slfd-interval similar to the beginning, strongly magnetic. More like the moderate milonitic structure (at 45 to the c/a) with fabric/lamination superimposed on the breccia-like Q-Slfide rock. |
| 32 | 33 | 792112 | | 1.0 | | | | 1.001 | 32-32.7 - looks like blak chert/sulfide breccia, mor likely brecciated and mineralized fine-gr milonitic rock, mainly made of Q and? Some Mt?Dark-colored min ( Pv?, Am?) Very magnetic, sulfides up to 50-60% of the mass, structure chaotic, fabric folded ireregularly. 32.7 - 33 - Q-Slfd-intermed volc interlayering |
| 33 | 34 | 792113 | | 1.0 | | | | 0.055 | 33.33.7 - Q-te grey, with veins of sulfides ( magnetic), close to 33.7 - patch of sulfides with ChPy 33.7 - interm/felsic volc. |
| 34 | 35 | 792114 | | 1.0 | | | | < 0.010 | 34-38.5 - interm/felsic volcanics, massive or weak fabric, made of Pl mostly, green-grey, sm-grained, in intervals of 20-25 cm strong fabric at 45, looks like milonitic. Hair-thin veins of Cc, at 37.9 - Q-Cc milon. zone 1.5 cm wide. 38.8-39 - mafic volc. |
| 35 | 36 | 792115 | | 1.0 | | | | 0.118 | |
| 36 | 37 | 792116 | | 1.0 | | | | 0.022 | |
| | | 792117 | **blank** | 1.0 | | | | < 0.010 | |
| 37 | 38 | 792118 | | 1.0 | | | | 0.013 | |

| from | to | sample # | type | width (m) | pyrite | chalcopy | pyrrhot | Au- gpt | description |
|---|---|---|---|---|---|---|---|---|---|
| 38 | 39 | 792119 | | 1.0 | | | | < 0.010 | |
| 39 | 40 | 792120 | | 1.0 | | | | < 0.010 | 39-41.7 - mafic volc , tuffs?, diabase? black, dark-grey, sm-to-med-grained, massive, but with hair-thin veins of Cc at 45 to c/a. 41.7-41.8 - black shales or shaly fine-gr amfibolites. 41.8 - 42 - mafic volc. |
| 40 | 41 | 792121 | | 1.0 | | | | < 0.010 | |
| 41 | 42 | 792122 | | 1.0 | | | | < 0.010 | |
| 42 | 43 | 792123 | | 1.0 | | | | < 0.010 | 42.42.9 - black shales or shaly fine-gr amfibolites. Many hair-thin or thicker up to 0.7 cm vens (at 45 )with magnetic sulfides and Cc. Sulfides also dissiminated all through the mass. Rock's hardness similar to mafic volc. Most likely - ultra-milonite. 42.9 - 43 - mafic to interm volc. |
| 43 | 44 | 792124 | | 1.0 | | | | < 0.010 | 43-48 - mafic-intermediate volcanics, sm-med-grained, massive ( diabase?), dark grey, hair-thin rare Cc veins at 45, mostly massive interval, at 47.6-47.8 - magnetic with sulfide veining ( Phrrt?+Py) |
| 44 | 45 | 792125 | | 1.0 | | | | < 0.010 | |
| 45 | 46 | 792126 | | 1.0 | | | | < 0.010 | |
| 46 | 47 | 792127 | | 1.0 | | | | < 0.010 | |
| 47 | 48 | 792128 | | 1.0 | | | | 0.036 | |
| 48 | 49 | 792129 | | 1.0 | | | | < 0.010 | 48-50.5 - intermediate volc, grey, a bit greenish, mostly massive, rare Cc hair veins, Q-Cc vein 2.5 cm thick at 49.1; dissim sulf - 1-3%. 50.5 -51 - mafic/interm volcanics |
| 49 | 50 | 792130 | | 1.0 | | | | < 0.010 | |
| 50 | 51 | 792131 | | 1.0 | | | | < 0.010 | |
| 51 | 52 | 792132 | | 1.0 | | | | < 0.010 | 51-55.2 - mafic/interm volcanics, massive, rare hair-thin veins of Cc, at 53.8 - Q-vein 3 cm thick perpend to the c/a; Cc veins at 30 to the c/a |
| 52 | 53 | 792133 | | 1.0 | | | | 0.188 | |
| | | 792134 | **stand low** | 1.0 | | | | 1.705 | |
| 53 | 54 | 792135 | | 1.0 | | | | 0.351 | |
| 54 | 55 | 792136 | | 1.0 | | | | 0.125 | |
| 55 | 56 | 792137 | | 1.0 | | | | < 0.010 | |
| 56 | 57 | 792138 | | 1.0 | | | | < 0.010 | interm-felsic volc smal- grained grey, with hair-Q-veins, perpendicular to each other and at 40 and 30 to the c/a |
| 57 | 58 | 792139 | | 1.0 | | | | < 0.010 | 57-61.6m - mafic-interm volc, tuffs?, grey, sm/med-grained, massive few Q-Cc and Q-Pl veins up to 3 mm; 61.6 - 62 - mafic massive volc (tuffs?) |
| 58 | 59 | 792140 | | 1.0 | | | | < 0.010 | |
| 59 | 60 | 792141 | | 1.0 | | | | < 0.010 | |
| 60 | 61 | 792142 | | 1.0 | | | | < 0.010 | |
| 61 | 62 | 792143 | | 1.0 | | | | < 0.010 | |
| 62 | 63 | 792144 | | 1.0 | | | | < 0.010 | 62.62.3 - interm massive volc; 62.3 - 64.4 - Cc-vein ( looks like marble)massive, small-grained; 64.4 - 65 - interm volc with Cc alteration |
| 63 | 64 | 792145 | | 1.0 | | | | < 0.010 | |
| 64 | 65 | 792146 | | 1.0 | | | | < 0.010 | |
| 65 | 66 | 792147 | | 1.0 | | | | 0.025 | 65-68.6 - mafic-intermed volc, sm-grained, grey; with 66.4-67 interval of complete replacement (or vein) of Cc |
| 66 | 67 | 792148 | | 1.0 | | | | 0.016 | |
| 67 | 68 | 792149 | | 1.0 | | | | < 0.010 | |
| 67 | 68 | 792150 | **duplicate** | 1.0 | | | | < 0.010 | |

| from | to | sample # | type | width (m) | pyrite | chalcopy | pyrrhot | Au- gpt | description |
|---|---|---|---|---|---|---|---|---|---|
| 68 | 69 | 792151 | | 1.0 | | | | < 0.010 | |
| 69 | 70 | 792152 | | 1.0 | | | | < 0.010 | 68.6 - 71 - strong Cc alteration of the substrate, breccia, clasts of interm in the Cc matrix; |
| 70 | 71 | 792153 | | 1.0 | | | | 0.013 | |
| 71 | 72 | 792154 | | 1.0 | | | | 0.153 | 71-71.8 - mafic volc with Q-Cc strong alteration; 71.8 - 72 - interm volc with Cc altern |
| 72 | 73 | 792155 | | 1.0 | | | | 0.178 | 72 - 77 - Q-Cc breccia/vein/replacemet zone with some Chlorite? Fuch?, massive, medium-grained, looks like marble; |
| 73 | 74 | 792156 | | 1.0 | | | | 0.023 | |
| 74 | 75 | 792157 | | 1.0 | | | | 0.035 | |
| 75 | 76 | 792158 | | 1.0 | | | | 0.061 | |
| 76 | 77 | 792159 | | 1.0 | | | | 0.029 | |
| 77 | 78 | 792160 | | 1.0 | | | | 0.023 | 77-77.5 - fine-gr churts/black Q - sulfides interlayering, Iron Formation?, magnetic; 77.5-78 - interm volc with Q and Sulf ( magnetic) , with fabric at 45 |
| 78 | 79 | 792161 | | 1.0 | | | | 0.079 | 78-80.05 - Q_Q-Cc vein/breccia/replacement zone, at 80.0 - lense of sulf magnetic. |
| 79 | 80 | 792162 | | 1.0 | | | | 0.114 | |
| 80 | 81 | 792163 | | 1.0 | | | | 0.017 | 80.05-80.6 - mafic volc , with magnetic sulfides at two intervals 80.15 and 80.35; 80.6 - 81 - Cc-Q replacement |
| 81 | 82 | 792164 | | 1.0 | | | | < 0.010 | 81 - 85 - Q-Cc, Cc-Q - replacement zone ( br, vein), with dispersed chlorite, looks like breciiated marble, med-coarse-crystalld; 82.6-82.7 - shear zone with laminated Cc and black fine mass as divider, folded and milon. |
| 82 | 83 | 792165 | | 1.0 | | | | < 0.010 | |
| 83 | 84 | 792166 | | 1.0 | | | | < 0.010 | |
| | | 792167 | **blank** | 1.0 | | | | < 0.010 | |
| 84 | 85 | 792168 | | 1.0 | | | | < 0.010 | |
| 85 | 86 | 792169 | | 1.0 | | | | 0.011 | 85-85.7 - mafic volc +Cc alt and veins; 85.7-87 - Cc-Clt alteration/replacement vein/breccia - looks like marble |
| 86 | 87 | 792170 | | 1.0 | | | | < 0.010 | |
| 87 | 88 | 792171 | | 1.0 | | | | < 0.010 | 87-88 - mafic-intermed volcanics massive sm-grained |
| 88 | 89 | 792172 | | 1.0 | | | | 0.027 | 88-89 - Cc vein/replacement zone |
| 89 | 90 | 792173 | | 1.0 | | | | < 0.010 | 89-94.1- Cc- replacement in marbles, with greenesh tone - Chlte? A bit of talc? serpent? - massive medium and small grained, dense ; at 92.6 -92.8 - inermed/felsic med-gr volc or sandstone?? (4.1 - 94.8 - intermed/mafic volc dark-grey, made mostly of Pl, 94.8- 95 - Cc+talc/serp/chlorite |
| 90 | 91 | 792174 | | 1.0 | | | | < 0.010 | |
| 91 | 92 | 792175 | | 1.0 | | | | < 0.010 | |
| 92 | 93 | 792176 | | 1.0 | | | | < 0.010 | |
| 93 | 94 | 792177 | | 1.0 | | | | < 0.010 | |
| 94 | 95 | 792178 | | 1.0 | | | | 0.022 | |
| 95 | 96 | 792179 | | 1.0 | | | | < 0.010 | 95-95.8 - Cc+talc/serp/chlorite replacement zone/ vein/breccia; 95.8-96 - |
| 96 | 97 | 792180 | | 1.0 | | | | 0.016 | 96-98.1 - mostly massive intermed ( made of green Pl) volc, weak fabric at 45, may be tuff; 98.1 - 102.4 - Cc-replacement marbles with talc and greenis Chlte? Serp? - massive or laminated, some laminaes are made of greenish talc+chlor, irregular boundaries, most likely milonites; 102.4 - 103 - mafic volc massive, sm-grained; band of Py 0.4 cm wide at 102.41; |
| 97 | 98 | 792181 | | 1.0 | | | | < 0.010 | |
| 98 | 99 | 792182 | | 1.0 | | | | < 0.010 | |
| 99 | 100 | 792183 | | 1.0 | | | | < 0.010 | |
| | | 792184 | **blank** | 1.0 | | | | < 0.010 | |

| from | to | sample # | type | width (m) | pyrite | chalcopy | pyrrhot | Au- gpt | description |
|---|---|---|---|---|---|---|---|---|---|
| 100 | 101 | 792185 | | 1.0 | | | | < 0.010 | |
| 101 | 102 | 792186 | | 1.0 | | | | < 0.010 | |
| 102 | 103 | 792187 | | 1.0 | | | | 0.028 | |
| 103 | 104 | 792188 | | 1.0 | | | | < 0.010 | 103 - 126.4 - Cc-talc?-serpentine? -Chlorite? -replacement/brecia/ milonitic zone ; at 109.7-109.9 - layered zone of ultramafics? with talc and serpent ( Chlrt?) and 3 Q veins of 1 cm wide; Cc and Spnt-Chlrt-Tlk - may alternate, the lamination may be better or not, chaotic or massive - but composition-wise it is all the same replacement tectonized zone; 126.4 - 127 - ( serp-Cc zone) |
| 104 | 105 | 792189 | | 1.0 | | | | < 0.010 | |
| 105 | 106 | 792190 | | 1.0 | | | | < 0.010 | |
| 106 | 107 | 792191 | | 1.0 | | | | < 0.010 | |
| 107 | 108 | 792192 | | 1.0 | | | | < 0.010 | |
| 108 | 109 | 792193 | | 1.0 | | | | < 0.010 | |
| 109 | 110 | 792194 | | 1.0 | | | | < 0.010 | |
| 110 | 111 | 792195 | | 1.0 | | | | < 0.010 | |
| 111 | 112 | 792196 | | 1.0 | | | | < 0.010 | |
| 112 | 113 | 792197 | | 1.0 | | | | < 0.010 | |
| 113 | 114 | 792198 | | 1.0 | | | | < 0.010 | |
| 114 | 115 | 792199 | | 1.0 | | | | < 0.010 | |
| 114 | 115 | 792200 | **duplicate** | 1.0 | | | | < 0.010 | |
| 115 | 116 | 792201 | | 1.0 | | | | < 0.010 | |
| 116 | 117 | 792202 | | 1.0 | | | | < 0.010 | |
| 117 | 118 | 792203 | | 1.0 | | | | < 0.010 | |
| 118 | 119 | 792204 | | 1.0 | | | | < 0.010 | |
| 119 | 120 | 792205 | | 1.0 | | | | < 0.010 | |
| 120 | 121 | 792206 | | 1.0 | | | | < 0.010 | |
| 121 | 122 | 792207 | | 1.0 | | | | < 0.010 | |
| 122 | 123 | 792208 | | 1.0 | | | | < 0.010 | |
| 123 | 124 | 792209 | | 1.0 | | | | < 0.010 | |
| 124 | 125 | 792210 | | 1.0 | | | | < 0.010 | |
| 125 | 126 | 792211 | | 1.0 | | | | < 0.010 | |
| 126 | 127 | 792212 | | 1.0 | | | | < 0.010 | |
| 127 | 128 | 792213 | | 1.0 | | | | < 0.010 | 127 - 128.6 - serp-Cc replacement zone, milonite, breccia: zones of laminated Spt -Cc rock 10-15 cm wide may include clasts? Spots of the replacement made of Cc only, Spt-Cc rock may be massive as well; 128.6 - 129 - see next row |
| 128 | 129 | 792214 | | 1.0 | | | | < 0.010 | |
| 129 | 130 | 792215 | | 1.0 | | | | 0.015 | 128.6 - 129.2 - Spt-Q lamination, at 129-129.10 - wide Q vein ( layer, lense); 129.2 - 130.1 - mafic med-grained volc, may be tuff, there is lamination/bedding in the part of this section; 129.2 - 131.3 - Srpt-Cc zone, laminated close to the upper contact, massive below |
| 130 | 131 | 792216 | | 1.0 | | | | < 0.010 | 130.1 - 131.3 - Srpt-Cc zone, laminated close to the upper contact, massive below,; 131.3 - 131.8 - Cc only |

| from | to | sample # | type | width (m) | pyrite | chalcopy | pyrrhot | Au- gpt | description |
|---|---|---|---|---|---|---|---|---|---|
| | | 792217 | **blank** | 1.0 | | | | < 0.010 | laminated zone at 45 to the c/a; 131.8 - 133 - intermed volc with Cc alteration, dark grey, med-grained |
| 131 | 132 | 792218 | | 1.0 | | | | 0.015 | |
| 132 | 133 | 792219 | | 1.0 | | | | < 0.010 | |
| 133 | 134 | 792220 | | 1.0 | | | | < 0.010 | 133-137 - Spt-Cc- alteration zone with patchas of magnetic sulfides at 134.2, 134.5, 135.2, 136.8, massive or laminated rock, zones with more Cc and more Spt alternate |
| 134 | 135 | 792221 | | 1.0 | | | | < 0.010 | |
| 135 | 136 | 792222 | | 1.0 | | | | < 0.010 | |
| 136 | 137 | 792223 | | 1.0 | | | | < 0.010 | |
| 137 | 138 | 792224 | | 1.0 | | | | 0.013 | 137 - 140.5 - mafic volc strongly altered by carbonatization and mineralized - sulfides contain Prrtte - magnetic at 137.8 and then from 138 to 140.5 - up to 30-40 % 0f sulfides; 140.5 - 146.7 - see below |
| 138 | 139 | 792225 | | 1.0 | | | | < 0.010 | |
| 139 | 140 | 792226 | | 1.0 | | | | < 0.010 | |
| 140 | 141 | 792227 | | 1.0 | | | | 0.035 | |
| 141 | 142 | 792228 | | 1.0 | | | | 0.013 | 140.5 - 145.8- Cc-sulfide alteration of the unrecognazed rock, grey, dark grey, laminated or patchy - tectono-hydrothermal rock with 30-40% sulfades, magnetic ( Prrte), may be some ChPy ( yellowish color); 145.8 - 146.8 -Cc-breccia ( looks like brecciated marble), less sulfides, non-magnetic |
| 142 | 143 | 792229 | | 1.0 | | | | 0.014 | |
| 143 | 144 | 792230 | | 1.0 | | | | 0.013 | |
| 144 | 145 | 792231 | | 1.0 | | | | < 0.010 | |
| 145 | 146 | 792232 | | 1.0 | | | | < 0.010 | |
| 146 | 147 | 792233 | | 1.0 | | | | < 0.010 | 146-146.8 -147.7 - intermediate med-grained volc, laminated slightly, foliated weakly, with laminaes of brownish mineral - Siderite?, lamination at 45 to the c/a, 10-15 % of disseminated nonmagnetic sulfides; 147.7-148.8 - massive and laminated Cc replacement zone (lamin at 45), some Spt ( Chlt) an Q vein 0.5 cm thick at 148.5 at v40 to the c/a |
| | | 792234 | **stand low** | 1.0 | | | | 1.992 | |
| 147 | 148 | 792235 | | 1.0 | | | | < 0.010 | |
| 148 | 149 | 792236 | | 1.0 | | | | < 0.010 | 148 - 148.8 - massive and laminated Cc replacement zone (lamin at 45), some Spt ( Chlt) an Q vein 0.5 cm thick at 148.5 at 40 to the c/a; 148.8 - 149.2 - laminated Q-Chlt?Spt vein/zone/layer |
| 149 | 150 | 792237 | | 1.0 | | | | < 0.010 | 148.8 - 149.2 - laminated Q-Chlt?Spt vein/zone/layer; 149.2 - 152.1 - Q-Spt-Cc massive o weakly laminated zone with no sulfides, Q in mm sise veinlets or veins of few mm thick |
| 150 | 151 | 792238 | | 1.0 | | | | < 0.010 | |
| 151 | 152 | 792239 | | 1.0 | | | | < 0.010 | |
| 152 | 153 | 792240 | | 1.0 | | | | < 0.010 | 152-152.1 - Q-Cc-Spt masive ; 152.1 - 152.4 - more dark grey with 30% sulfides magnetic, 152.4 - 153.1 - same zone but without sulfides; 153.1 - 153.5 - Cc-Spt zone, with Spt-Q-vein at 153.3-153.45; 153.45-153.8 - more dark grey with 30% sulfides magnetic |
| 153 | 154 | 792241 | | 1.0 | | | | < 0.010 | |
| 154 | 155 | 792242 | | 1.0 | | | | < 0.010 | 153.8 - 157.3 - Cc-Spt-Chlt? Breccia/replacement zone; some Q veinlets in the Spt matrix, clasts or patches of Pure Cc in the Spt- matrix, sulfides only disseminated |
| 155 | 156 | 792243 | | 1.0 | | | | < 0.010 | |
| 156 | 157 | 792244 | | 1.0 | | | | < 0.010 | |
| 157 | 158 | 792245 | | 1.0 | | | | 0.049 | 157-157.3 - Cc-Spt-Chlt? Breccia/replacement zone; some Q veinlets in the Spt matrix, clasts or patches of Pure Cc in the Spt- matrix, sulfides only disseminated; 157.3 159 - intermediat weakly foliated volc, strongly laminated ( deformed) at the upper contact, with couple of strongly silicified zones 5 cm wide at 157.6 and 157.8 |
| 158 | 159 | 792246 | | 1.0 | | | | < 0.010 | |
| 159 | 160 | 792247 | | 1.0 | | | | < 0.010 | 159- 166.1 - intermediate volc, grey or greenish grey, made of greenish Pl 90%, smal-graind ( may be |

| from | to | sample # | type | width (m) | pyrite | chalcopy | pyrrhot | Au- gpt | description |
|---|---|---|---|---|---|---|---|---|---|
| 160 | 161 | 792248 | | 1.0 | | | | < 0.010 | pytoclastic in part, mostly massive or with weak foliation at 60-70 to the c/a; pervasive slight Cc alteration; hair-thin Cc veins abandant, several Cc, Q and Chlrte veins: 159.4-159.5 - Cc-Clrt; 160.9-160.95 - Cc-Q; 165.2 ( 3 cm thick) - Q-Cc; 165.9 (3 cm) - Q-Cc-Chlte |
| 161 | 162 | 792249 | | 1.0 | | | | < 0.010 | |
| 161 | 162 | 792250 | **duplicate** | 1.0 | | | | < 0.010 | |
| 162 | 163 | 792251 | | 1.0 | | | | < 0.010 | |
| 163 | 164 | 792252 | | 1.0 | | | | 0.035 | |
| 164 | 165 | 792253 | | 1.0 | | | | < 0.010 | |
| 165 | 166 | 792254 | | 1.0 | | | | < 0.010 | |
| 166 | 167 | 792255 | | 1.0 | | | | < 0.010 | 166-166.1 - see above.<br><br>166.1 - 168.6 - intermediate as described above, but more deformed, with medium to srong fabric(lense-like lamination), seems like bigger Pl crystals of 2-4 mm size were deformed along the fabric - at ~60 to the C/A, PERVASIVE MODERATE cC ALTERATIONFEW 1 MM THICK Cc veins;<br><br>168.6 -175.9 - mafic/intermediate volc, with clasts/phenocrysts of Pl - grey-yellowish-green with irrization ( could be Labrador); rock varies from more to less mafic; Phenocrysts up to 5 mm, take up to 7% of the mass; pervasive Cc weak alteration; massive, thin Cc-veins +Chlrte - at 60, and along the c/a; 170-171 - brecciation and Cc filling; Q-Cc veins at - 174.5 - 3 cm wide, at 174.9 - 1 cm wide |
| 167 | 168 | 792256 | | 1.0 | | | | 0.011 | |
| 168 | 169 | 792257 | | 1.0 | | | | < 0.010 | |
| 169 | 170 | 792258 | | 1.0 | | | | < 0.010 | |
| 170 | 171 | 792259 | | 1.0 | | | | < 0.010 | |
| 171 | 172 | 792260 | | 1.0 | | | | < 0.010 | |
| 172 | 173 | 792261 | | 1.0 | | | | < 0.010 | |
| 173 | 174 | 792262 | | 1.0 | | | | < 0.010 | |
| 174 | 175 | 792263 | | 1.0 | | | | < 0.010 | |
| 175 | 176 | 792264 | | 1.0 | | | | < 0.010 | |
| 176 | 177 | 792265 | | 1.0 | | | | 0.022 | 175.9 - 178.6 - intermed volc, tuffs? 0 grey, massive or weakly foliated at 60; structure sm-grained, but looks like grainy, clastic rather than crystallic - may be pyroclastic; pervasive slight Cc alteration; few Cc-hair-thin veins, 1-2 mm vein Q-Cc at 176.3<br>178.6 - 180.2 - mafic volc/tuffs massive, fine-grained, medium on-mass Cc alteration, Hair-thin Cc veins |
| 177 | 178 | 792266 | | 1.0 | | | | < 0.010 | |
| | | 792267 | **blank** | 1.0 | | | | < 0.010 | |
| 178 | 179 | 792268 | | 1.0 | | | | < 0.010 | |
| 179 | 180 | 792269 | | 1.0 | | | | < 0.010 | |
| 180 | 181 | 792270 | | 1.0 | | | | < 0.010 | 180-180.2 - see above<br>180.2 - 183 - mafic/intermed volc/tuffs with pervasive medium or slight Cc alteration on-mass; dark grey, wealkly foliated; Q vein 4mm at 180.55, Q-Cc vein at 182.4 - 4mm; |
| 181 | 182 | 792271 | | 1.0 | | | | < 0.010 | |
| 182 | 183 | 792272 | | 1.0 | | | | < 0.010 | |
| 183 | 184 | 792273 | | 1.0 | | | | < 0.010 | 183-184.6 - mafic volc/tuffs with low Cc alteration on-mass; massive or slightly foliated at 60 to c/a;<br>184.6 - 187.7 - intermediate volc/tuffs weakly or strongly foliated; strongly foliated have lots of Clt; Cc alteration varies : massive parts - low Cc alter, foliated weakly, but without Clt - no Cc alteration, foliated with Clt - pervasive moderate foliation; few Cc veins at 187.8 0 4 mm, |
| 184 | 185 | 792274 | | 1.0 | | | | 0.02 | |
| 185 | 186 | 792275 | | 1.0 | | | | < 0.010 | |
| 186 | 187 | 792276 | | 1.0 | | | | < 0.010 | |
| 187 | 188 | 792277 | | 1.0 | | | | < 0.010 | |
| 188 | 189 | 792278 | | 1.0 | | | | 0.05 | 187.7 - 192.65 - mafic/maf-intermed volc/tuffs, dark grey, sm-med-grained, Low Cc alteration 188-188.7, medium 188.7 - 191.4, no Cc alteration 191.4 - 192-65; Cc veins - 188.2 - 188.4 - several 1-2 mm thick, at 188.4 - 4 mm thick; Q-Cc at 189.8 - 5 mm; 191.4 - Cc-Q - 3mm |
| 189 | 190 | 792279 | | 1.0 | | | | < 0.010 | |
| 190 | 191 | 792280 | | 1.0 | | | | < 0.010 | |
| 191 | 192 | 792281 | | 1.0 | | | | 0.037 | |

| from | to | sample # | type | width (m) | pyrite | chalcopy | pyrrhot | Au- gpt | description |
|---|---|---|---|---|---|---|---|---|---|
| 192 | 193 | 792282 | | 1.0 | | | | < 0.010 | |
| 193 | 194 | 792283 | | 1.0 | | | | 0.06 | 192.65-193- see above<br>193 - 201.6 - intermediate META volc, or metamorfic plagioclasites grey, brownish grey, small-medium crystallic, mainly massive, weakly foliated and few zones of moderate foliation, very hard rock, made exclusively (90%) of Pl, with varying Cc alteration - noCc alt up to 197, 197 - 197.7 - low Cc alt; no alt up to 199; 199 - 199.5 - low Cc alt; 199.5 - 201.6 - no Cc altrtn; 201.6 - 202 - GARNET-AMPHIB ( SEE BELOW); 199.4 - wide Q ( Cc,Py) vein 4-5 cm, and 199.45 - 2 Q 2mm veins |
| | | 792284 | **blank** | 0.0 | | | | < 0.010 | |
| 194 | 195 | 792285 | | 1.0 | | | | 0.067 | |
| 195 | 196 | 792286 | | 1.0 | | | | 0.716 | |
| 196 | 197 | 792287 | | 1.0 | | | | < 0.010 | |
| 197 | 198 | 792288 | | 1.0 | | | | 3.236 | |
| 198 | 199 | 792289 | | 1.0 | | | | 0.082 | |
| 199 | 200 | 792290 | | 1.0 | | | | 0.599 | |
| 200 | 201 | 792291 | | 1.0 | | | | 0.449 | |
| 201 | 202 | 792292 | | 1.0 | | | | 0.435 | |
| 202 | 203 | 792293 | | 1.0 | | | | 1.887 | 201.6 - 205.45 - **absolutely new and unusual for the area unit - garnet amphybolites,** with Ep in matrix ( retrograde phase?) dark grey, with up to 30% of Garnet - rounded, slightly elongated, 2-3 mm diameter, lamination -foliation exists, sometimes massive, with patches or layers/lenses of fine-grain dark-grey mineral mix ( Pl, Amf??) and non-magnetuic sulfides. The contact with the upper unit may be tectonic, yet gradual through series of more foliated lenses of the upper unit; low contact somhow gradual too, the unit seem to be banded - garnet- dark fine grain material- sulfides. From 204.7 to 205.1 - magnetic (Phyrrte??);; 205.45-206 - see below |
| 203 | 204 | 792294 | | 1.0 | | | | 0.063 | |
| 204 | 205 | 792295 | | 1.0 | | | | 0.079 | |
| 205 | 206 | 792296 | | 1.0 | | | | 0.157 | |
| 206 | 207 | 792297 | | 1.0 | | | | 0.053 | 206- 209.8 mafic/interm/ maf-interm volc fine grained, with no or low Cc alteration; Cc-Clt alter zone at 208.6, Q rich lensy zone at 208.7-208.8<br>208.6 - farther down - fine-graind intermed volc with vesicles? Of Q - 1.5-4 mm diam, up to 15 % of the volume - rock may qualify as felsic volcanics? or meta-andesite-lyparite?? 209.8-210 - interm-felsic ( andes-lip metam) |
| 207 | 208 | 792298 | | 1.0 | | | | 0.056 | |
| 208 | 209 | 792299 | | 1.0 | | | | 0.059 | |
| 208 | 209 | 792300 | **duplicate** | 1.0 | | | | 0.034 | |
| 209 | 210 | 792301 | | 1.0 | | | | 0.023 | |
| 210 | 211 | 792302 | | 1.0 | | | | < 0.010 | 210 - 222.6 - felsic-interm metavlc., grey, brownish-grey, main mass - Pl, in vesicles - blacky Q, 1-4 mm diam; the unit homogenious lithologically, yet the deformation and intensity of Cc altertion varies; main Q veins at 214.75 - 5 cm, at 215 - 2 cm wide, at 218 - 6 cm; Cc alteration low at 209.8 - 211.20, 212 - 213.4, 215.6-217, ; no Cc alteration at 213.4-213.6, 218-218.4, 221.4 - 222; the rest is medium Cc alteration on-mass; 211-75- 212.2 - very strong Cc alteration; 214.6 - 215.4 - zone od deformation and Q-Cc-Py (sulfide) alteration/mineraliz; nimerous Cc veins of mm, several Q ( grey fine-grain) veins - long, 2-3 mm wide folded in ptigmatic-like folds - it seems that the deformation was significant in zones, and the proces was either high-T or slow enough to allow plastic/viscous flow<br><br>222.6 -223 - same as above |
| 211 | 212 | 792303 | | 1.0 | | | | < 0.010 | |
| 212 | 213 | 792304 | | 1.0 | | | | 0.071 | |
| 213 | 214 | 792305 | | 1.0 | | | | 0.011 | |
| 214 | 215 | 792306 | | 1.0 | | | | 1.432 | |
| 215 | 216 | 792307 | | 1.0 | | | | 1.288 | |
| 216 | 217 | 792308 | | 1.0 | | | | 0.01 | |
| 217 | 218 | 792309 | | 1.0 | | | | 0.055 | |
| 218 | 219 | 792310 | | 1.0 | | | | 0.038 | |
| 219 | 220 | 792311 | | 1.0 | | | | 0.017 | |
| 220 | 221 | 792312 | | 1.0 | | | | < 0.010 | |
| 221 | 222 | 792313 | | 1.0 | | | | < 0.010 | |

| from | to | sample # | type | width (m) | pyrite | chalcopy | pyrrhot | Au- gpt | description |
|---|---|---|---|---|---|---|---|---|---|
| 222 | 223 | 792314 | | 1.0 | | | | < 0.010 | |
| 223 | 224 | 792315 | | 1.0 | | | | 0.06 | 223 - 240 - basically the same felsic metavolc as above. The difference - almost complete absense of any Cc/ Clt alteration/ The rock looks very "dry" - it is either massive Plagioclasite with Q-vesicles of 0.5-3 mm, or varieties of the more or less deformed analog. Zones of the massive, foliated and laminated (laminaes of Q) alternate, the planar fabric at 60 to the c/a; rock is grey or greenish-grey; some Cc veins of hair-thin width stil present, between 230 and 231 m - slight Cc alteration; sulfides are dissenminated, two mineralized magnetic slightly zone at 225.3 -225-5 and 237.8 - 237.9 m; Q veins - at 224.6-224.8;Q- 228.15 ( 0.7 cm; 238-238.2 - two veins 1 and 2 cm wide; numerous Q veins?/bands? through the interval - 2-3 mm wide |
| 224 | 225 | 792316 | | 1.0 | | | | 0.103 | |
| | | 792317 | **blank** | 0.0 | | | | < 0.010 | |
| 225 | 226 | 792318 | | 1.0 | | | | 0.029 | |
| 226 | 227 | 792319 | | 1.0 | | | | < 0.010 | |
| 227 | 228 | 792320 | | 1.0 | | | | < 0.010 | |
| 228 | 229 | 792321 | | 1.0 | | | | < 0.010 | |
| 229 | 230 | 792322 | | 1.0 | | | | 0.049 | |
| 230 | 231 | 792323 | | 1.0 | | | | < 0.010 | |
| 231 | 232 | 792324 | | 1.0 | | | | 0.043 | |
| 232 | 233 | 792325 | | 1.0 | | | | 0.049 | |
| 233 | 234 | 792326 | | 1.0 | | | | 0.064 | |
| 234 | 235 | 792327 | | 1.0 | | | | 0.042 | |
| 235 | 236 | 792328 | | 1.0 | | | | 0.104 | |
| 236 | 237 | 792329 | | 1.0 | | | | 0.079 | |
| 237 | 238 | 792330 | | 1.0 | | | | 0.162 | |
| 238 | 239 | 792331 | | 1.0 | | | | 0.101 | |
| 239 | 240 | 792332 | | 1.0 | | | | 0.044 | |
| 240 | 241 | 792333 | | 1.0 | | | | 0.115 | 240-257.7 - basically the same unit, with a bit less Q - so in may be intermediate-felsic, and there is an interval 252.2 - 253 - where the rock has no Q - intermediate volc with greenner color and a bit more coarse-grained. Otherwise - the same composition and structures. Most of the interval has no Cc alteration; low Cc alteration is seen at 243.4 - 248.4, within the intermediate unit, from 253 to 254, ; variation in deformation - down to 246 m - foliated at 60, more whitish, belo - weak fabric or massive; Q veins - at 246.4 - 10 cm wide, at 247.6 - 5 cm wide, Q-Cc vein at 251.7, spots of Q ( deformed veins?) at 257, Q vein at 251.07 - 1.5 cm wide, Q vein at 248.65 - 3 cm wide, at 255.1 1.5 cm wide. Disseminated Py - all through the unit - up to 5 %; 257.7 - 258 - see below |
| | | 792334 | **stand low** | 0.0 | | | | 1.721 | |
| 241 | 242 | 792335 | | 1.0 | | | | 0.161 | |
| 242 | 243 | 792336 | | 1.0 | | | | 0.335 | |
| 243 | 244 | 792337 | | 1.0 | | | | 0.066 | |
| 244 | 245 | 792338 | | 1.0 | | | | 1.43 | |
| 245 | 246 | 792339 | | 1.0 | | | | 0.101 | |
| 246 | 247 | 792340 | | 1.0 | | | | 0.195 | |
| 247 | 248 | 792341 | | 1.0 | | | | 0.766 | |
| 248 | 249 | 792342 | | 1.0 | | | | 0.015 | |
| 249 | 250 | 792343 | | 1.0 | | | | 0.366 | |
| 250 | 251 | 792344 | | 1.0 | | | | 0.37 | |
| 251 | 252 | 792345 | | 1.0 | | | | 0.062 | |
| 252 | 253 | 792346 | | 1.0 | | | | 0.018 | |
| 253 | 254 | 792347 | | 1.0 | | | | < 0.010 | |
| 254 | 255 | 792348 | | 1.0 | | | | 0.198 | |

| from | to | sample # | type | width (m) | pyrite | chalcopy | pyrrhot | Au- gpt | description |
|---|---|---|---|---|---|---|---|---|---|
| 255 | 256 | 792349 | | 1.0 | | | | 0.045 | |
| 255 | 256 | 792350 | **duplicate** | 1.0 | | | | 0.08 | |
| 256 | 257 | 792351 | | 1.0 | | | | 4.974 | |
| 257 | 258 | 792352 | | 1.0 | | | | 1.308 | |
| 258 | 259 | 792353 | | 1.0 | | | | 0.296 | 258 - 275.2 - more intermediate ( no Q in vesicles, greenish Plagioclasites, massive or weakly foliated/laminated, with several zones of silisification ( or quartzites/felsic rock), these zones look more deformed. Such zones ar at 258-258.6 - with Q and Chlorite in laminaes, breccia-like or milonitic structure; at 258.8-258.9; at 259.8-260.2, at 259.35 - 259.45. Zone of black quartzites from 269.25 to 270.15; Cc alteration low at 262-262.8, 263-265.6, at 267.5 - 267.8. ; Q vein at 271.35 ( 7mm), at 271.8 - lense od 4 mm) and many laminae-like Q veins of 1-2 mm through the interval. Sulfides are diseminated, no magnetic intervals. |
| 259 | 260 | 792354 | | 1.0 | | | | 0.547 | |
| 260 | 261 | 792355 | | 1.0 | | | | < 0.010 | |
| 261 | 262 | 792356 | | 1.0 | | | | < 0.010 | |
| 262 | 263 | 792357 | | 1.0 | | | | 0.029 | |
| 263 | 264 | 792358 | | 1.0 | | | | < 0.010 | |
| 264 | 265 | 792359 | | 1.0 | | | | 0.056 | |
| 265 | 266 | 792360 | | 1.0 | | | | 2.314 | |
| 266 | 267 | 792361 | | 1.0 | | | | 0.528 | |
| 267 | 268 | 792362 | | 1.0 | | | | 0.162 | |
| 268 | 269 | 792363 | | 1.0 | | | | 0.237 | |
| 269 | 270 | 792364 | | 1.0 | | | | 0.04 | |
| 270 | 271 | 792365 | | 1.0 | | | | < 0.010 | |
| 271 | 272 | 792366 | | 1.0 | | | | 0.263 | |
| | | 792367 | **blank** | 0.0 | | | | < 0.010 | |
| 272 | 273 | 792368 | | 1.0 | | | | 0.076 | |
| 273 | 274 | 792369 | | 1.0 | | | | 0.021 | |
| 274 | 275 | 792370 | | 1.0 | | | | < 0.010 | |
| 275 | 276 | 792371 | | 1.0 | | | | < 0.010 | |
| 276 | 277 | 792372 | | 1.0 | | | | < 0.010 | 275.2 - 282.3 - intermed volcanics, made of Pl mainly , small/med-grain, greenish-grey; massive or weakly/moder foliated at 60-7- to the c/a; Clt-Sulfide zone \|\|to the foliation at 281.1-281.2; few hair-thin Q veins over the interval,at acute angle to the folition and c/a,; Q vein or zone (deformed vein) of 6 cm wide at 282.2-282.3 ( lower contact).; Cc alteration low at 275.2 - 276.7; at 280.3 -280.6; and at the lower contact at 282.3; moderate Cc alteration at 281.7 to 282.2 ( before the lower contact) |
| 277 | 278 | 792373 | | 1.0 | | | | < 0.010 | |
| 278 | 279 | 792374 | | 1.0 | | | | < 0.010 | |
| 279 | 280 | 792375 | | 1.0 | | | | 0.018 | |
| 280 | 281 | 792376 | | 1.0 | | | | 0.012 | |
| 281 | 282 | 792377 | | 1.0 | | | | < 0.010 | |
| 282 | 283 | 792378 | | 1.0 | | | | 0.012 | 282.2-292 - mostly homogenious mafic-intermediate volc (tuff) small/med-grain, structure like sedimentary, massive or weakly foliated at 50-60; in massive slightly "porphyric" intervals the clasts are of rose shade; couple of deformed zone with Clt- Q-Cc: with fine-grain Py at 285-285.4 , only Clt-Cc - at 286.1 - 286.6; Cc alteration is moderate through 282.2- 286.6, at 287.6 -289.4, low Cc alt at 289.6 - 290.2. Veins: Q-Cc-at 285.5 ( 3 cm) Cc-Clt at 287.2 - 1 cm; Cc-Clt zone or vein - at 288.2-288.25; Cc vein at 290 - 1.5 cm |
| 283 | 284 | 792379 | | 1.0 | | | | < 0.010 | |
| 284 | 285 | 792380 | | 1.0 | | | | 0.035 | |
| 285 | 286 | 792381 | | 1.0 | | | | 0.122 | |
| 286 | 287 | 792382 | | 1.0 | | | | 0.313 | |
| 287 | 288 | 792383 | | 1.0 | | | | < 0.010 | |
| | | 792384 | **blank** | 0.0 | | | | < 0.010 | |

| from | to | sample # | type | width (m) | pyrite | chalcopy | pyrrhot | Au- gpt | description |
|---|---|---|---|---|---|---|---|---|---|
| 288 | 289 | 792385 | | 1.0 | | | | < 0.010 | |
| 289 | 290 | 792386 | | 1.0 | | | | < 0.010 | |
| 290 | 291 | 792387 | | 1.0 | | | | 0.01 | |
| 291 | 292 | 792388 | | 1.0 | | | | < 0.010 | |
| 292 | 293 | 792389 | | 1.0 | | | | 0.096 | 292-292.4 - intermed volc with medium Cc alteration. massive or moder foliated at 50 to c/a ; 292.4 - 295.3 - mafic volc/tuffs? Small-grain, at 294.6-295 look as diabase, with medium Cc alteration trough 292.4 - 295.3<br>295.3 - 297 - mafic-mafic-intermediate (more greenish Pl, less dark-colored) , moderate Cc alteration at 296.3 - 297; few thin (mm) Q veins deformed at angle to the foliation, milon Q+host rock zone at 296.9- 297 |
| 293 | 294 | 792390 | | 1.0 | | | | < 0.010 | |
| 294 | 295 | 792391 | | 1.0 | | | | < 0.010 | |
| 295 | 296 | 792392 | | 1.0 | | | | < 0.010 | |
| 296 | 297 | 792393 | | 1.0 | | | | < 0.010 | |
| 297 | 298 | 792394 | | 1.0 | | | | 0.165 | 297-301.25 - mafic volc/tuffs, small-med-grained, mainly massive, or weak lamination; Cc alteration moderate close to the lower contact at 300.6 to the contact and farther, some sulfides at 300.4-300.8, and here the rock is more intermediate also. NOTE: it seems that sometimes the more felsic look is the result of Clt-Cc-Q alteration and veining; hair-thin Q veins at acute angle to the c/a<br><br>301.25 - 303.8 - interm and interm-mafic ( once mafic-interm) volc, full of deformational structures, but deform moderate, rock is still dark-grey, yet mostly Pl, Q+Cc veins deformed; Cc alteration moderate at 301.25-302.6; low at 303-303.3; low at 303.6-303.8;;; 303.8 - 304 - see below |
| 298 | 299 | 792395 | | 1.0 | | | | 0.081 | |
| 299 | 300 | 792396 | | 1.0 | | | | 0.05 | |
| 300 | 301 | 792397 | | 1.0 | | | | 0.057 | |
| 301 | 302 | 792398 | | 1.0 | | | | 0.059 | |
| 302 | 303 | 792399 | | 1.0 | | | | 0.03 | |
| 302 | 303 | 792400 | **duplicate** | 1.0 | | | | 0.016 | |
| 303 | 304 | 792401 | | 1.0 | | | | 0.074 | |
| 304 | 305 | 792402 | | 1.0 | | | | 0.156 | 304-309 - mafic volc?tuffs, mafic/inerm volc/tuffs; med-grain, porphyry-like at 305-306.3 - either porphyroclasts or grains of Pl size 2-3 mm, slightly deformed in the small-grain matrix; Q-Cc vein of 5 cm at 307.9; kind of brecciATION AND Q VEINING ( earlier, deformed and dirty with the inclusions) at 305.3-305.5; Q-Clt zone at 308.45 (about 5 cm); another at 304.5 ~ 4 cm; Q vein at 304.9 -1.5 cm; Cc alteration very contrast at 304.6-304.9; low at 305.2- 305.6, low and moderate Cc -alt at 307-309 |
| 305 | 306 | 792403 | | 1.0 | | | | 0.024 | |
| 306 | 307 | 792404 | | 1.0 | | | | 0.038 | |
| 307 | 308 | 792405 | | 1.0 | | | | 0.011 | |
| 308 | 309 | 792406 | | 1.0 | | | | 0.013 | |
| 309 | 310 | 792407 | | 1.0 | | | | 0.011 | 309-318 - mafic, mafic-mafic-intermediate volc, massive or foliated; seems that even in massive varieties there is some internal deformation at the grain level; Cc alteration either absent or low at 313-313.5, 312.2-312.4, 317.5 - 318;;;Q-Clt zone at 309.3 -3cm, at 309.85 - 3 cm, brecciation and early Q-Clt zone at 311.15-311.4; Cc vein/zone at 313.35 - 2 cm; Q-Cc-Clt zone\|\| foliation at 312.6-312.95; Q-cc vein at 312.3 and Cc vein at 312.4 ( 1 cm both) |
| 310 | 311 | 792408 | | 1.0 | | | | 0.028 | |
| 311 | 312 | 792409 | | 1.0 | | | | 0.02 | |
| 312 | 313 | 792410 | | 1.0 | | | | 0.013 | |
| 313 | 314 | 792411 | | 1.0 | | | | 0.023 | |
| 314 | 315 | 792412 | | 1.0 | | | | 0.019 | |
| 315 | 316 | 792413 | | 1.0 | | | | 0.021 | |
| 316 | 317 | 792414 | | 1.0 | | | | < 0.010 | |
| 317 | 318 | 792415 | | 1.0 | | | | 0.022 | |

| from | to | sample # | type | width (m) | pyrite | chalcopy | pyrrhot | Au- gpt | description |
|---|---|---|---|---|---|---|---|---|---|
| 318 | 319 | 792416 | | 1.0 | | | | < 0.010 | 318-335.4 - in general - intermediate and mafic-intermediate metavolcanics, with different level of silicification and Cc alteration, with different level of deformation and developing the fabric marked mostly by Clt; compaered to the above units - rocks are more foliated and dformed, and the variations are mostly due to thr deform/alteration proc. |
| | | 792417 | **blank** | 0.0 | | | | < 0.010 | |
| 319 | 320 | 792418 | | 1.0 | | | | < 0.010 | 318-320.6 - intermediate, made of Pl, small-grained, greenish or brownish-grey, |
| 320 | 321 | 792419 | | 1.0 | | | | < 0.010 | |
| 321 | 322 | 792420 | | 1.0 | | | | < 0.010 | 320.6-321.4 - mafic and maf-interm; |
| 322 | 323 | 792421 | | 1.0 | | | | < 0.010 | |
| 323 | 324 | 792422 | | 1.0 | | | | < 0.010 | 321.4 - 325 - intermediate |
| 324 | 325 | 792423 | | 1.0 | | | | < 0.010 | 325-325.5 - mafic-intermed |
| 325 | 326 | 792424 | | 1.0 | | | | < 0.010 | 325.2 - 327.5 - intermed |
| 326 | 327 | 792425 | | 1.0 | | | | < 0.010 | 327.5 - 330 - mafic volcanics |
| 327 | 328 | 792426 | | 1.0 | | | | < 0.010 | 330-335 - intermediate |
| 328 | 329 | 792427 | | 1.0 | | | | < 0.010 | 335-335.4 - mafic volc |
| 329 | 330 | 792428 | | 1.0 | | | | 0.035 | |
| 330 | 331 | 792429 | | 1.0 | | | | 0.05 | Silic ified zones ( Q as stringers/veins? mainly deformed at - 319.8; at 319; at 322.6 - 4 cm; at 323.4 - 3 cm; at 323.8 - 10 cm for two; at 327.3 - 3 cm; at 332.5 - 3 cm, 333.6 - 5 cm; at 334.4 0 4 cm;;; |
| 331 | 332 | 792430 | | 1.0 | | | | 0.083 | |
| 332 | 333 | 792431 | | 1.0 | | | | 0.284 | |
| 333 | 334 | 792432 | | 1.0 | | | | 0.063 | Cc alteration - low at 318 - 319.4; low 321.2 - 322; moderate 323.4 - 323.7; low at 324.4-324.6; moderate 325.4 - 326.4; moder - 327.8 - 328.1; moderate or low at 330.3 - 335.4 |
| 334 | 335 | 792433 | | 1.0 | | | | 0.031 | |
| | | 792434 | **stand low** | 0.0 | | | | 1.748 | |
| 335 | 336 | 792435 | | 1.0 | | | | 0.015 | 335.4 - 336 - mafic-intermediate volc, Cc moder alteration up to 336, 336.2 - 338, Silicif zone (Q) - 336.1 - 7 cm; |
| 336 | 337 | 792436 | | 1.0 | | | | 0.05 | |
| 337 | 338 | 792437 | | 1.0 | | | | 0.034 | |
| 338 | 339 | 792438 | | 1.0 | | | | < 0.010 | 338 - 341.7 - intermediate volc, may qualify as interm-felsic or felsic, since has a lot of vesicles? of black Q 1 mm diam;low Cc alteration at 340.1 -340.3; deformed Q vein at 341 0 6 cm wide;Q-zone at 341.3 - 10 cm wide alteration |
| 339 | 340 | 792439 | | 1.0 | | | | < 0.010 | |
| 340 | 341 | 792440 | | 1.0 | | | | < 0.010 | |
| 341 | 342 | 792441 | | 1.0 | | | | 0.059 | |
| 342 | 343 | 792442 | | 1.0 | | | | 0.089 | |
| 343 | 344 | 792443 | | 1.0 | | | | 0.016 | 341.7 - 352 - mafic and mafic-intermediate metavolc, with strong greenstone alteration ( Clt, maybe Ep), from massive to foliated \and milonitized, brecciated - green-grey, dark grey, small-grained; Clt-Q alter zone at 343.3 - 4 cm; Q vein 0f 10 cm at 345.6; Q-Clt vein brecciated at 349.7 - 7 cm wide; Q - silif-zone at350.8 - 5 cm wide; ;;; Cc low alteration at 344.8 - 3345.7; moderate Cc alteration 345.7 - 352; numerous early Clt-Cc veins deformed at irregular angles and folded or stockwork-like |
| 344 | 345 | 792444 | | 1.0 | | | | 0.057 | |
| 345 | 346 | 792445 | | 1.0 | | | | 0.392 | |
| 346 | 347 | 792446 | | 1.0 | | | | 0.171 | |
| 347 | 348 | 792447 | | 1.0 | | | | 0.015 | |
| 348 | 349 | 792448 | | 1.0 | | | | 0.022 | |
| 349 | 350 | 792449 | | 1.0 | | | | 0.014 | |

| from | to | sample # | type | width (m) | pyrite | chalcopy | pyrrhot | Au- gpt | description |
|---|---|---|---|---|---|---|---|---|---|
| 349 | 350 | 792450 | **duplicate** | 1.0 | | | | 0.012 | |
| 350 | 351 | 792451 | | 1.0 | | | | 0.02 | |
| 351 | 352 | 792452 | | 1.0 | | | | 0.01 | |
| 352 | 353 | 792453 | | 1.0 | | | | < 0.010 | 353 - 360.4 - mafic to mafic-intermediate as described above, with moderate Cc on-mass alteration 352-356.5, low Cc alt 356.5-357.2, moderate Cc alt 357.2-358;;; Q-zone - silic - 353.4 - 10 cm; Q vein 354.65 - 1 cm at acute angle to c/a |
| 353 | 354 | 792454 | | 1.0 | | | | < 0.010 | |
| 354 | 355 | 792455 | | 1.0 | | | | 0.036 | |
| 355 | 356 | 792456 | | 1.0 | | | | 0.064 | |
| 356 | 357 | 792457 | | 1.0 | | | | 0.031 | |
| 357 | 358 | 792458 | | 1.0 | | | | 0.092 | |
| 358 | 359 | 792459 | | 1.0 | | | | 0.048 | |
| 359 | 360 | 792460 | | 1.0 | | | | < 0.010 | |
| 360 | 361 | 792461 | | 1.0 | | | | 0.011 | 360-360.4 - see above description<br>360.4 - 361.8 - intermediate, with low Cc alteration all through the interval |
| 361 | 362 | 792462 | | 1.0 | | | | 0.015 | 361.8-362 - same as above |
| 362 | 363 | 792463 | | 1.0 | | | | < 0.010 | 362 - 371.1 - intermediate volc with all the attributes described above; Q veinlets/zones/deformed veins ( grey dirty sm-gr Q) - at 366.2- 2 cm; at 366.9 - 3 cm; at 368.9 - 3 cm; at 369.8 - 2 veins 2 cm each; at 370.2 - zone of silicif /Q vein;;; Cc alteration low at 366.7-.8; low at 369.9-370; |
| 363 | 364 | 792464 | | 1.0 | | | | < 0.010 | |
| 364 | 365 | 792465 | | 1.0 | | | | < 0.010 | |
| 365 | 366 | 792466 | | 1.0 | | | | < 0.010 | |
| | | 792467 | **blank** | 0.0 | | | | < 0.010 | |
| 366 | 367 | 792468 | | 1.0 | | | | 0.025 | |
| 367 | 368 | 792469 | | 1.0 | | | | < 0.010 | |
| 368 | 369 | 792470 | | 1.0 | | | | < 0.010 | |
| 369 | 370 | 792471 | | 1.0 | | | | < 0.010 | |
| 370 | 371 | 792472 | | 1.0 | | | | < 0.010 | 371.1 - 379.3 - mafic mainly, with 10-20 cm intervals of maf-interm, similar to described above; Q veins/zones 0 ant 373.9, at 377.8, at 378.3-378.4 - Q-Chlt, at 379 - Q 2 cm, at 379.2 - zone od silicif. Cc alteration moferate/low at 370.4 - 377. |
| 371 | 372 | 792473 | | 1.0 | | | | < 0.010 | |
| 372 | 373 | 792474 | | 1.0 | | | | < 0.010 | |
| 373 | 374 | 792475 | | 1.0 | | | | < 0.010 | |
| 374 | 375 | 792476 | | 1.0 | | | | 0.011 | |
| 375 | 376 | 792477 | | 1.0 | | | | < 0.010 | |
| 376 | 377 | 792478 | | 1.0 | | | | 0.059 | |
| 377 | 378 | 792479 | | 1.0 | | | | 0.103 | |
| 378 | 379 | 792480 | | 1.0 | | | | 0.041 | |
| 379 | 380 | 792481 | | 1.0 | | | | < 0.010 | 379.3 - 396.6 - mostly mafic volcanics, some mafic-intermediate volc., of various level of deformation and Clt-alteration - with the development of lamination and/or foliation ( at 70 to th c/a) ; in this section apart from usual Py 3-5% content - there are many spots with ChPy,;;; Veins: Q0Cc- at 381.9 - 1 cm; at 384.3 and 384.5 - Q-Cc; Q zone at 387 - 1 cm; Clt0Q zone at 388.3-388.5; Q zone at 388.8 - 1 cm; at 390.9 - Q zone 1 |
| 380 | 381 | 792482 | | 1.0 | | | | < 0.010 | |
| 381 | 382 | 792483 | | 1.0 | | | | 0.467 | |
| | | 792484 | **blank** | 0.0 | | | | < 0.010 | |

| from | to | sample # | type | width (m) | pyrite | chalcopy | pyrrhot | Au- gpt | description |
|---|---|---|---|---|---|---|---|---|---|
| 382 | 383 | 792485 | | 1.0 | | | | < 0.010 | cm; zone of Q-Cc breccia at 392.7-392.9; Clt-Q at 393.9-394;; Cc alteration low at 381-381.2, low at 383.5-384, moderate at 384-385, moderate at 394.3-394.8 |
| 383 | 384 | 792486 | | 1.0 | | | | < 0.010 | |
| 384 | 385 | 792487 | | 1.0 | | | | < 0.010 | |
| 385 | 386 | 792488 | | 1.0 | | | | 0.11 | |
| 386 | 387 | 792489 | | 1.0 | | | | < 0.010 | |
| 387 | 388 | 792490 | | 1.0 | | | | < 0.010 | |
| 388 | 389 | 792491 | | 1.0 | | | | 0.011 | |
| 389 | 390 | 792492 | | 1.0 | | | | < 0.010 | |
| 390 | 391 | 792493 | | 1.0 | | | | 0.015 | |
| 391 | 392 | 792494 | | 1.0 | | | | 0.032 | |
| 392 | 393 | 792495 | | 1.0 | | | | < 0.010 | |
| 393 | 394 | 792496 | | 1.0 | | | | < 0.010 | |
| 394 | 395 | 792497 | | 1.0 | | | | < 0.010 | |
| 395 | 396 | 792498 | | 1.0 | | | | < 0.010 | |
| 396 | 397 | 792499 | | 1.0 | | | | 0.01 | |
| 396 | 397 | 792500 | **duplicate** | 1.0 | | | | < 0.010 | 396.6 - 404 - mafic volcanics from massive to foliated, similar to described above; with Clt-zation, and almost no Cc alteration; unusual - ChPy in sulfides, and at one occasion - looked like VG ( at 396.7 ); veins or alteration zones: at 397.7 - Q-Clt- 5 cm, 400.4 - Q vein 1 cm, |
| 397 | 398 | 792501 | | 1.0 | | | | < 0.010 | |
| 398 | 399 | 792502 | | 1.0 | | | | < 0.010 | |
| 399 | 400 | 792503 | | 1.0 | | | | 0.031 | |
| 400 | 401 | 792504 | | 1.0 | | | | < 0.010 | |
| 401 | 402 | 792505 | | 1.0 | | | | < 0.010 | |
| 402 | 403 | 792506 | | 1.0 | | | | 0.033 | |
| 403 | 404 | 792507 | | 1.0 | | | | 0.036 | |
| 404 | 405 | 792508 | | 1.0 | | | | 0.061 | 404 - 414 - mafic volcanics with strong ( maybe multiple ( alteration - chloritization, silisification and deformation - classical silicified and with numerous Cc veins - green-stone rocks. All this interval stays out as compared to the formations above - zone of strong alteration ( may be metosomatic replacement also - rose shades of unrecignized mineral) Especially chloritized and deformed section - at 408.8 to 409.1 m |
| 405 | 406 | 792509 | | 1.0 | | | | 0.08 | |
| 406 | 407 | 792510 | | 1.0 | | | | 0.026 | |
| 407 | 408 | 792511 | | 1.0 | | | | 0.034 | |
| 408 | 409 | 792512 | | 1.0 | | | | 0.029 | |
| 409 | 410 | 792513 | | 1.0 | | | | 0.015 | |
| 410 | 411 | 792514 | | 1.0 | | | | 0.02 | |
| 411 | 412 | 792515 | | 1.0 | | | | 0.021 | |
| 412 | 413 | 792516 | | 1.0 | | | | 0.027 | |
| | | 792517 | **blank** | 0.0 | | | | < 0.010 | |
| 413 | 414 | 792518 | | 1.0 | | | | 0.044 | |
| 414 | 415 | 792519 | | 1.0 | | | | 0.028 | 414-417 - mafic volc described above |
| 415 | 416 | 792520 | | 1.0 | | | | 0.014 | |

| from | to | sample # | type | width (m) | pyrite | chalcopy | pyrrhot | Au- gpt | description |
|---|---|---|---|---|---|---|---|---|---|
| 416 | 417 | 792521 | | 1.0 | | | | 0.02 | |
| 417 | 418 | 792522 | | 1.0 | | | | 0.011 | 417-420 - intermediate less deformed volc made of Pl, with stockwork-like Q-Cc veinlets |
| 418 | 419 | 792523 | | 1.0 | | | | < 0.010 | |
| 419 | 420 | 792524 | | 1.0 | | | | < 0.010 | |
| 420 | 421 | 792525 | | 1.0 | | | | < 0.010 | 420-422 - mafic to interm strongly deformed and Cc-tized rock with wide Cc vein (breccia-vein) -at 420.4-420.6 and Q-Cc breccia-vein at 421.1- 421.7 |
| 421 | 422 | 792526 | | 1.0 | | | | < 0.010 | |
| 422 | 423 | 792527 | | 1.0 | | | | < 0.010 | 422-426 - massive inter-mafic/mafic-interm/mafic massive or weakly foliated volc. |
| 423 | 424 | 792528 | | 1.0 | | | | < 0.010 | |
| 424 | 425 | 792529 | | 1.0 | | | | 0.011 | |
| 425 | 426 | 792530 | | 1.0 | | | | < 0.010 | |
| EOH | | | | | | | | | |

| | | | | | | |
|---|---|---|---|---|---|---|
| Province/Territory | Ontario | West Red Lake Gold Mines | | | RLG-13-02 | |
| PROJECT | Rowan Lake | | | | Grid Co ordinates (UTM) GPS (handheld) | |
| CLAIM No. | KRL8169, KRL8571 | Drill Start Date | 30-Jan-13 | | X | 422086.6 |
| | | Drill Finish Date | 05-Feb-13 | | Y | 5658111.5 |
| Logged By: | Vadim Galkine, Matt Long | | Az. | Incl. | Z | 358.0 |
| Date: | Feb. 05 2013 | Collar | 180.00 | -60.0 | Drill Company: Chibougamau | |
| Datum | NAD 83 | | Casing | 20m | Length | 600.00 |
| zone | 15 N | | | | | |
| Core Size: NQ | | | | | | |
| Core Storage: Mt Jamie | | | | | | |

## Downhole Survey

| DEPTH | | DIP | | AZIMUTH | | Mag | Survey Type |
|---|---|---|---|---|---|---|---|
| 27 | | 64.1 | | ??? | | 48717 | Reflex EZ shot |
| 46 | | 64.2 | | ??? | | 62113 | |
| 96 | | 63.6 | | 182.7 | | 55075 | |
| 142 | | 63.4 | | 182.4 | | 55981 | |
| 198 | | 63.3 | | 178.1 | | 56193 | |
| 249 | | 62.7 | | 181.4 | | 56306 | |
| 300 | | 61.8 | | 181.6 | | 56255 | |
| 351 | | 61.5 | | 178.9 | | 56115 | |
| 411 | | 61.5 | | 179.5 | | 56301 | |
| 462 | | 60.3 | | 181 | | 56261 | |
| 513 | | 58.6 | | 180.4 | | 56016 | |
| 558 | | 57.5 | | 182.1 | | 56143 | |
| 600 | | 56.2 | | 183.7 | | 55976 | |

| from | to | sample # | type | width (m) | pyrite | chalcopy | pyrrhot | Au- gpt | description |
|---|---|---|---|---|---|---|---|---|---|
| 0.0 | 20.0 | | | | | | | | Overburden |
| 20.0 | 21.0 | 792539 | | 1.0 | | | | < 0.010 | 20-22.1 - intermediate, interm-mafic volcanics/tuffs, massive. Sm/med grained; |
| 21.0 | 22.0 | 792540 | | 1.0 | | | | < 0.010 | 22.1-25 - mafic volc/tuffs massive, sometimes porphyr, Pl porphyroclasts? 2 mm; |
| 22.0 | 23.0 | 792541 | | 1.0 | | | | < 0.010 | |
| 23.0 | 24.0 | 792542 | | 1.0 | | | | 0.019 | |
| 24.0 | 25.0 | 792543 | | 1.0 | | | | < 0.010 | |
| 25.0 | 26.0 | 792544 | | 1.0 | | | | < 0.010 | 25-28.4 - intermediate, interm/mafic - with low Cc alteration on- mass |
| 26.0 | 27.0 | 792545 | | 1.0 | | | | 0.026 | |
| 27.0 | 28.0 | 792546 | | 1.0 | | | | 0.014 | |
| 28.0 | 29.0 | 792547 | | 1.0 | | | | 0.204 | 28-35 - iron formation deformed - bands of Q sm/fie-gr and sulfides ( strongly magnetic) - Py, Po, with some Chl -Q bands where it is deformed; bands at 30 to the c/a mostly |
| 29.0 | 30.0 | 792548 | | 1.0 | | | | 1.28 | |
| 30.0 | 31.0 | 792549 | | 1.0 | | | | 0.082 | |
| 30.0 | 31.0 | 792550 | **duplicate** | 1.0 | | | | 0.104 | |
| 31.0 | 32.0 | 792551 | | 1.0 | | | | 0.083 | |
| 32.0 | 33.0 | 792552 | | 1.0 | | | | 0.391 | |
| 33.0 | 34.0 | 792553 | | 1.0 | | | | 1.064 | |
| 34.0 | 35.0 | 792554 | | 1.0 | | | | 0.176 | |
| 35.0 | 36.0 | 792555 | | 1.0 | | | | < 0.010 | 35-36 - dike? Mafic volc - diabase? Sm-med-gr, massive |
| 36.0 | 37.0 | 792556 | | 1.0 | | | | 0.03 | 36 - 36.3 - piece of iron formation; |
| 37.0 | 38.0 | 792557 | | 1.0 | | | | < 0.010 | 36.3 - 39.3 - mafic volcanics/diabases, massive, a couple of deformed zones or pieces of IF assimilated partly |
| 38.0 | 39.0 | 792558 | | 1.0 | | | | < 0.010 | |
| 39.0 | 40.0 | 792559 | | 1.0 | | | | 0.029 | 39.3 - 41.2 - IF - by the deformed contact of30 cm - thinly banded first at 40-40.8, then chaotic |
| 40.0 | 41.0 | 792560 | | 1.0 | | | | 0.011 | |
| 41.0 | 42.0 | 792561 | | 1.0 | | | | 0.109 | 41.2 - 51 - banded Iron Formation, magnetic, with bands of blackish/dark-grey Q and sulfides ( may be also fine grained Mt which is hard to see) - Py, Phrrtite; bands at 30-25 to the core, some zones of Clt ( at 47.3 - 3 cm wide) - where deform seems to be higher, along or at angle to the bands ( lamination), some brecciation of the IF, interesting to note lots of hair-thing short Q veins perpendicular to the top and bottom of the Mt-sulfides bands |
| 42.0 | 43.0 | 792562 | | 1.0 | | | | 0.036 | |
| 43.0 | 44.0 | 792563 | | 1.0 | | | | 0.01 | |
| 44.0 | 45.0 | 792564 | | 1.0 | | | | 0.044 | |
| 45.0 | 46.0 | 792565 | | 1.0 | | | | 0.074 | |
| 46.0 | 47.0 | 792566 | | 1.0 | | | | 0.154 | |
| | | 792567 | **blank** | 1.0 | | | | < 0.010 | |
| 47.0 | 48.0 | 792568 | | 1.0 | | | | 0.077 | |
| 48.0 | 49.0 | 792569 | | 1.0 | | | | 0.063 | |
| 49.0 | 50.0 | 792570 | | 1.0 | | | | 0.235 | |
| 50.0 | 51.0 | 792571 | | 1.0 | | | | 0.944 | |
| 51.0 | 52.0 | 792572 | | 1.0 | | | | 0.018 | 51-58.4 - intermediate volcanics, made mostly of Pl, with deformed clasts? remnants? vesicles? of black fine- |

| from | to | sample # | type | width (m) | pyrite | chalcopy | pyrrhot | Au- gpt | description |
|---|---|---|---|---|---|---|---|---|---|
| 52.0 | 53.0 | 792573 | | 1.0 | | | | < 0.010 | gtained rocks - may it be the clast of IF?? ( non-magnetic, though) ;; at 56.2- to 57 - piece of deformed IF ( more Qtsy part,yet a bit magnetic) within the intermed volc.;; |
| 53.0 | 54.0 | 792574 | | 1.0 | | | | < 0.010 | |
| 54.0 | 55.0 | 792575 | | 1.0 | | | | < 0.010 | |
| 55.0 | 56.0 | 792576 | | 1.0 | | | | < 0.010 | |
| 56.0 | 57.0 | 792577 | | 1.0 | | | | < 0.010 | |
| 57.0 | 58.0 | 792578 | | 1.0 | | | | < 0.010 | |
| 58.0 | 59.0 | 792579 | | 1.0 | | | | 0.04 | 58-58.3 - see above;<br>58.3 - 59 - IF-inremediate volc mix, low Cc alteration |
| 59.0 | 60.0 | 792580 | | 1.0 | | | | 0.026 | 59-60.5 - mafic to intermed volc.massive or weakly foliated;<br>60.5 - 62.4 - strongly deformed mf-interm volc, with reworked IF pieces ( or just sulfide mineralization, with PyRhotite - magnetic), lamination at 30 to the c/a, low Cc alteration at 60-60.3 |
| 60.0 | 61.0 | 792581 | | 1.0 | | | | 0.289 | |
| 61.0 | 62.0 | 792582 | | 1.0 | | | | 0.024 | |
| 62.0 | 63.0 | 792583 | | 1.0 | | | | 0.012 | 62.4 - 70.4 - massive mafic volcanics, sm/med-grained; Cc veins at 63.2 ( 1 cm), at 62.3 ( 2 cm), 65 (2 cm), at 65.3 - 1 cm,;; |
| | | 792584 | **blank** | 1.0 | | | | < 0.010 | |
| 63.0 | 64.0 | 792585 | | 1.0 | | | | < 0.010 | |
| 64.0 | 65.0 | 792586 | | 1.0 | | | | < 0.010 | |
| 65.0 | 66.0 | 792587 | | 1.0 | | | | < 0.010 | |
| 66.0 | 67.0 | 792588 | | 1.0 | | | | 0.01 | |
| 67.0 | 68.0 | 792589 | | 1.0 | | | | < 0.010 | |
| 68.0 | 69.0 | 792590 | | 1.0 | | | | < 0.010 | |
| 69.0 | 70.0 | 792591 | | 1.0 | | | | 0.068 | |
| 70.0 | 71.0 | 792592 | | 1.0 | | | | 0.013 | 70.4 - 77.7 - black fine-gtained massive or foliated rock - looks like grafitic quartzites to me, with strings of magnetic sulfides and fine Q. Rock could have high hardness ( almost like Q), or softer - about 3-4 - so grafitic part ccan be suggested; no Cc alteration at all |
| 71.0 | 72.0 | 792593 | | 1.0 | | | | 0.017 | |
| 72.0 | 73.0 | 792594 | | 1.0 | | | | 0.016 | |
| 73.0 | 74.0 | 792595 | | 1.0 | | | | < 0.010 | |
| 74.0 | 75.0 | 792596 | | 1.0 | | | | 0.011 | |
| 75.0 | 76.0 | 792597 | | 1.0 | | | | 0.011 | |
| 76.0 | 77.0 | 792598 | | 1.0 | | | | 0.015 | |
| 77.0 | 78.0 | 792599 | | 1.0 | | | | < 0.010 | 70-77.7 - see above;<br>77.7 - 84.6 - mafic/mafic-intermed volc ( diabase) massive, sm-gr; dark-grey;<br><br>84.6 - 85.4 - Cc-Clt-Q breccia/milonite, with recognizable host rock close to the contact, and no protolith inside the breccia |
| 77.0 | 78.0 | 792600 | **duplicate** | 1.0 | | | | < 0.010 | |
| 78.0 | 79.0 | 792601 | | 1.0 | | | | 0.011 | |
| 79.0 | 80.0 | 792602 | | 1.0 | | | | < 0.010 | |
| 80.0 | 81.0 | 792603 | | 1.0 | | | | < 0.010 | |
| 81.0 | 82.0 | 792604 | | 1.0 | | | | 0.028 | |
| 82.0 | 83.0 | 792605 | | 1.0 | | | | 0.027 | |
| 83.0 | 84.0 | 792606 | | 1.0 | | | | 0.022 | |

| from | to | sample # | type | width (m) | pyrite | chalcopy | pyrrhot | Au- gpt | description |
|---|---|---|---|---|---|---|---|---|---|
| 84.0 | 85.0 | 792607 | | 1.0 | | | | 0.04 | |
| 85.0 | 86.0 | 792608 | | 1.0 | | | | < 0.010 | 85.4 - 87.3 - massive small/med grained mafic/mafic-intermediate volc. , can be weakly foliated ; Q coarse-grained Q vein at 85.5 - 1.5 cm |
| 86.0 | 87.0 | 792609 | | 1.0 | | | | < 0.010 | |
| 87.0 | 88.0 | 792610 | | 1.0 | | | | 0.026 | 87.3 - 89.3 - deformed interm/mafic volcanics, with silicification and lamination - may look like Q-rich portions of the IF |
| 88.0 | 89.0 | 792611 | | 1.0 | | | | 0.071 | |
| 89.0 | 90.0 | 792612 | | 1.0 | | | | 0.02 | 89.3 - 93.35 - Cc -Cc-Q breccia, with some clorite ( greenish shade, aphanitic or in veins), white, light grey, sometimes very massive looking like marbles, sometimes clastic structure is seen clearly; more clorite alteration close to the upper contact) |
| 90.0 | 91.0 | 792613 | | 1.0 | | | | 0.137 | |
| 91.0 | 92.0 | 792614 | | 1.0 | | | | 0.021 | |
| 92.0 | 93.0 | 792615 | | 1.0 | | | | < 0.010 | |
| 93.0 | 94.0 | 792616 | | 1.0 | | | | < 0.010 | 93.35 - 94.7 qtz-carb breccia, white with minor light grey wisps, weak light green chlorite alteration throughout interval. |
| | | 792617 | **blank** | 1.0 | | | | < 0.010 | |
| 94.0 | 95.0 | 792618 | | 1.0 | | | | < 0.010 | |
| 95.0 | 96.0 | 792619 | | 1.0 | | | | < 0.010 | 94.7 - 97.2 qtz-carb breccia with 30% intercalated mafic volcanic <0.2m in width. |
| 96.0 | 97.0 | 792620 | | 1.0 | | | | < 0.010 | |
| 97.0 | 98.0 | 792621 | | 1.0 | | | | < 0.010 | |
| 98.0 | 99.0 | 792622 | | 1.0 | | | | < 0.010 | 97.2-99.9 mafic volcanic, dark grey, massive, fine grained, <1% light grey background carb veining. |
| 99.0 | 100.0 | 792623 | | 1.0 | | | | 0.017 | |
| 100.0 | 101.0 | 792624 | | 1.0 | | | | 0.011 | 99.9 - 107.7 Qtz-carb breccia with 25% intercalated mafic volc. Very fine grained diss py within breccia. Sharp contacts with mafic volc |
| 101.0 | 102.0 | 792625 | | 1.0 | | | | < 0.010 | |
| 102.0 | 103.0 | 792626 | | 1.0 | | | | < 0.010 | |
| 103.0 | 104.0 | 792627 | | 1.0 | | | | 0.016 | |
| 104.0 | 105.0 | 792628 | | 1.0 | | | | < 0.010 | |
| 105.0 | 106.0 | 792629 | | 1.0 | | | | < 0.010 | |
| 106.0 | 107.0 | 792630 | | 1.0 | | | | 0.013 | |
| 107.0 | 108.0 | 792631 | | 1.0 | | | | 0.022 | |
| 108.0 | 109.0 | 792632 | | 1.0 | | | | 0.015 | 107.7 - 111.9 Qtz-carb breccia, dark grey/green with minor white patches, <1% very fine grained diss Py throughout interval. Sharp upper contact at 35 degrees. Lower contact is sharp but undulating. |
| 109.0 | 110.0 | 792633 | | 1.0 | | | | 0.011 | |
| | | 792634 | **stand low** | 1.0 | | | | 2.144 | |
| 110.0 | 111.0 | 792635 | | 1.0 | | | | 0.192 | |
| 111.0 | 112.0 | 792636 | | 1.0 | | | | 0.016 | |
| 112.0 | 113.0 | 792637 | | 1.0 | | | | < 0.010 | 111.9-116.5 mafic volc., fine grained and massive, weak silica alt from 114-116.5, 2% background carb veins at low angle to ca @ 35 deg |
| 113.0 | 114.0 | 792638 | | 1.0 | | | | < 0.010 | |
| 114.0 | 115.0 | 792639 | | 1.0 | | | | < 0.010 | |
| 115.0 | 116.0 | 792640 | | 1.0 | | | | < 0.010 | |
| 116.0 | 117.0 | 792641 | | 1.0 | | | | < 0.010 | |
| 117.0 | 118.0 | 792642 | | 1.0 | | | | < 0.010 | 116.5 - 118.1 Qtz-carb breccia, white and light grey, <1% mg po with minor cg patches. Sharp upper contact |

| from | to | sample # | type | width (m) | pyrite | chalcopy | pyrrhot | Au- gpt | description |
|---|---|---|---|---|---|---|---|---|---|
| 118.0 | 119.0 | 792643 | | 1.0 | | | | < 0.010 | 50 dtca and lower contact @55 dtca |
| 119.0 | 120.0 | 792644 | | 1.0 | | | | < 0.010 | 118.1 - 120.1 mafic volc., dark grey, fine grained, massive, 5% light grey carb veins. Sharp lower contact 25 degrees |
| 120.0 | 121.0 | 792645 | | 1.0 | | | | 0.012 | 120.1 - 120.1 mafic volc. As above |
| 121.0 | 122.0 | 792646 | | 1.0 | | | | 0.011 | |
| 122.0 | 123.0 | 792647 | | 1.0 | | | | < 0.010 | 120.1 - 121.3 Qtz-carb breccia as above, sharp lower and upper contact at 30 degrees |
| 123.0 | 124.0 | 792648 | | 1.0 | | | | < 0.010 | |
| 124.0 | 125.0 | 792649 | | 1.0 | | | | < 0.010 | 121.3 - 128.6 Mafic volcanic, predom. Massive with minor <2mm size white phenocrysts from 124.6 - 125.5m, sharp lower contact at 30 degrees |
| 124.0 | 125.0 | 792650 | **duplicate** | 1.0 | | | | < 0.010 | |
| 125.0 | 126.0 | 792651 | | 1.0 | | | | < 0.010 | |
| 126.0 | 127.0 | 792652 | | 1.0 | | | | < 0.010 | |
| 127.0 | 128.0 | 792653 | | 1.0 | | | | < 0.010 | |
| 128.0 | 129.0 | 792654 | | 1.0 | | | | 0.025 | |
| 129.0 | 130.0 | 792655 | | 1.0 | | | | < 0.010 | 128.6 - 132.2 Qtz-carb breccia, light and dark grey, weak patches and bands of light green chlorite alt, stronger 1-2% vfg diss and threads of py/aspy(?), irregular lower contact |
| 130.0 | 131.0 | 792656 | | 1.0 | | | | 0.012 | |
| 131.0 | 132.0 | 792657 | | 1.0 | | | | 0.042 | |
| 132.0 | 133.0 | 792658 | | 1.0 | | | | 0.01 | |
| 133.0 | 134.0 | 792659 | | 1.0 | | | | 0.013 | 132.2 - 135 Mafic volc with 35% intercalated Qtz-carb breccia, mafic volc is fragmented and irregular |
| 134.0 | 135.0 | 792660 | | 1.0 | | | | < 0.010 | |
| 135.0 | 136.0 | 792661 | | 1.0 | | | | 0.013 | 135 - 141.2 Qtz-carb breccia 100%, light green chl alt throughout, broken frags of colloform texture, trace% diss fg py, large 5 cm wide host mafic angular frag @138m, irregular/fragmental upper contact |
| 136.0 | 137.0 | 792662 | | 1.0 | | | | 0.02 | |
| 137.0 | 138.0 | 792663 | | 1.0 | | | | 0.046 | |
| 138.0 | 139.0 | 792664 | | 1.0 | | | | 0.039 | |
| 139.0 | 140.0 | 792665 | | 1.0 | | | | 0.026 | |
| 140.0 | 141.0 | 792666 | | 1.0 | | | | 0.018 | |
| | | 792667 | **blank** | 1.0 | | | | < 0.010 | |
| 141.0 | 142.0 | 792668 | | 1.0 | | | | 0.011 | |
| 142.0 | 143.0 | 792669 | | 1.0 | | | | < 0.010 | 141.2 - 150 Qtz-carb breccia with 35% intercalated dark grey mafic volc, where visible mafic volc has strong fol at 30 dtca (141.4-142.5) and is strongly fragmented within the breccia after 142.5m, lower contact is from 148.9-150 with strong mafic frags that are strongly deformed and elongated |
| 143.0 | 144.0 | 792670 | | 1.0 | | | | 0.068 | |
| 144.0 | 145.0 | 792671 | | 1.0 | | | | 0.017 | |
| 145.0 | 146.0 | 792672 | | 1.0 | | | | 0.026 | |
| 146.0 | 147.0 | 792673 | | 1.0 | | | | 0.075 | |
| 147.0 | 148.0 | 792674 | | 1.0 | | | | 0.025 | |
| 148.0 | 149.0 | 792675 | | 1.0 | | | | 0.027 | |
| 149.0 | 150.0 | 792676 | | 1.0 | | | | 0.049 | |

| from | to | sample # | type | width (m) | pyrite | chalcopy | pyrrhot | Au- gpt | description |
|---|---|---|---|---|---|---|---|---|---|
| 150.0 | 151.0 | 792677 | | 1.0 | | | | 0.013 | 150 - 177.2 Qtz-carb breccia 100%, strong talc and chl alt from 150-161m possible ultramafic? Increase in qtz after 161m, very weak foliation at 45 dtca, thread of py min @156.4, decrease in chl alt towards lower contact, gradational and undefined lower contact with qtz vein |
| 151.0 | 152.0 | 792678 | | 1.0 | | | | 0.018 | |
| 152.0 | 153.0 | 792679 | | 1.0 | | | | 0.016 | |
| 153.0 | 154.0 | 792680 | | 1.0 | | | | 0.012 | |
| 154.0 | 155.0 | 792681 | | 1.0 | | | | < 0.010 | |
| 155.0 | 156.0 | 792682 | | 1.0 | | | | 0.016 | |
| 156.0 | 157.0 | 792683 | | 1.0 | | | | 0.01 | |
| | | 792684 | **blank** | 0.0 | | | | < 0.010 | |
| 157.0 | 158.0 | 792685 | | 1.0 | | | | < 0.010 | |
| 158.0 | 159.0 | 792686 | | 1.0 | | | | < 0.010 | |
| 159.0 | 160.0 | 792687 | | 1.0 | | | | 0.012 | |
| 160.0 | 161.0 | 792688 | | 1.0 | | | | < 0.010 | |
| 161.0 | 162.0 | 792689 | | 1.0 | | | | < 0.010 | |
| 162.0 | 163.0 | 792690 | | 1.0 | | | | < 0.010 | |
| 163.0 | 164.0 | 792691 | | 1.0 | | | | < 0.010 | |
| 164.0 | 165.0 | 792692 | | 1.0 | | | | 0.019 | |
| 165.0 | 166.0 | 792693 | | 1.0 | | | | 0.012 | |
| 166.0 | 167.0 | 792694 | | 1.0 | | | | 0.021 | |
| 167.0 | 168.0 | 792695 | | 1.0 | | | | 0.028 | |
| 168.0 | 169.0 | 792696 | | 1.0 | | | | 0.011 | |
| 169.0 | 170.0 | 792697 | | 1.0 | | | | < 0.010 | |
| 170.0 | 171.0 | 792698 | | 1.0 | | | | < 0.010 | |
| 171.0 | 172.0 | 792699 | | 1.0 | | | | < 0.010 | |
| 171.0 | 172.0 | 792700 | **duplicate** | 1.0 | | | | < 0.010 | |
| 172.0 | 173.0 | 792701 | | 1.0 | | | | < 0.010 | |
| 173.0 | 174.0 | 792702 | | 1.0 | | | | < 0.010 | |
| 174.0 | 175.0 | 792703 | | 1.0 | | | | < 0.010 | |
| 175.0 | 176.0 | 792704 | | 1.0 | | | | < 0.010 | |
| 176.0 | 177.0 | 792705 | | 1.0 | | | | < 0.010 | |
| 177.0 | 178.0 | 792706 | | 1.0 | | | | < 0.010 | 177.2 - 180.4 Qtz vein with 20% intercalated breccia, dark and light grey, "bull" clear late qtz, sharp but irregular contacts with breccia |
| 178.0 | 179.0 | 792707 | | 1.0 | | | | < 0.010 | |
| 179.0 | 180.0 | 792708 | | 1.0 | | | | < 0.010 | |
| 180.0 | 181.0 | 792709 | | 1.0 | | | | 0.024 | |
| 181.0 | 182.0 | 792710 | | 1.0 | | | | < 0.010 | 180.4 - 184.8 Qtz-carb breccia, white and light grey, marble like texture, 2-3% threads of light green chl alt, sharp lower contact at 45 degrees |
| 182.0 | 183.0 | 792711 | | 1.0 | | | | < 0.010 | |

| from | to | sample # | type | width (m) | pyrite | chalcopy | pyrrhot | Au- gpt | description |
|---|---|---|---|---|---|---|---|---|---|
| 183.0 | 184.0 | 792712 | | 1.0 | | | | 0.031 | |
| 184.0 | 185.0 | 792713 | | 1.0 | | | | 0.016 | |
| 185.0 | 186.0 | 792714 | | 1.0 | | | | < 0.010 | 184.8 - 192.6 Mafic volc, massive, fine grained, weak silica alt throughout but stronger at lower contact, sharp lower contact at 20 degrees, 187.7-188.3 qtz-carb breccia |
| 186.0 | 187.0 | 792715 | | 1.0 | | | | < 0.010 | |
| 187.0 | 188.0 | 792716 | | 1.0 | | | | < 0.010 | |
| | | 792717 | **blank** | 0.0 | | | | < 0.010 | |
| 188.0 | 189.0 | 792718 | | 1.0 | | | | < 0.010 | |
| 189.0 | 190.0 | 792719 | | 1.0 | | | | < 0.010 | |
| 190.0 | 191.0 | 792720 | | 1.0 | | | | < 0.010 | |
| 191.0 | 192.0 | 792721 | | 1.0 | | | | < 0.010 | |
| 192.0 | 193.0 | 792722 | | 1.0 | | | | 0.013 | |
| 193.0 | 194.0 | 792723 | | 1.0 | | | | < 0.010 | 192.6 - 219 Qtz-carb breccia, white light grey, strong silica alt throughout, strong light green chl alt from 206.3-209, strong fault with black line breccia at 214.8m 30 dtca, sharp lower contact with dyke @30 dtca |
| 194.0 | 195.0 | 792724 | | 1.0 | | | | < 0.010 | |
| 195.0 | 196.0 | 792725 | | 1.0 | | | | < 0.010 | |
| 196.0 | 197.0 | 792726 | | 1.0 | | | | < 0.010 | |
| 197.0 | 198.0 | 792727 | | 1.0 | | | | < 0.010 | |
| 198.0 | 199.0 | 792728 | | 1.0 | | | | < 0.010 | |
| 199.0 | 200.0 | 792729 | | 1.0 | | | | < 0.010 | |
| 200.0 | 201.0 | 792730 | | 1.0 | | | | < 0.010 | |
| 201.0 | 202.0 | 792731 | | 1.0 | | | | < 0.010 | |
| 202.0 | 203.0 | 792732 | | 1.0 | | | | < 0.010 | |
| 203.0 | 204.0 | 792733 | | 1.0 | | | | < 0.010 | |
| | | 792734 | **stand low** | 0.0 | | | | 1.817 | |
| 204.0 | 205.0 | 792735 | | 1.0 | | | | < 0.010 | |
| 205.0 | 206.0 | 792736 | | 1.0 | | | | < 0.010 | |
| 206.0 | 207.0 | 792737 | | 1.0 | | | | < 0.010 | |
| 207.0 | 208.0 | 792738 | | 1.0 | | | | < 0.010 | |
| 208.0 | 209.0 | 792739 | | 1.0 | | | | 0.032 | |
| 209.0 | 210.0 | 792740 | | 1.0 | | | | < 0.010 | |
| 210.0 | 211.0 | 792741 | | 1.0 | | | | < 0.010 | |
| 211.0 | 212.0 | 792742 | | 1.0 | | | | 0.014 | |
| 212.0 | 213.0 | 792743 | | 1.0 | | | | < 0.010 | |
| 213.0 | 214.0 | 792744 | | 1.0 | | | | < 0.010 | |
| 214.0 | 215.0 | 792745 | | 1.0 | | | | < 0.010 | |
| 215.0 | 216.0 | 792746 | | 1.0 | | | | < 0.010 | |
| 216.0 | 217.0 | 792747 | | 1.0 | | | | < 0.010 | |

| from | to | sample # | type | width (m) | pyrite | chalcopy | pyrrhot | Au- gpt | description |
|---|---|---|---|---|---|---|---|---|---|
| 217.0 | 218.0 | 792748 | | 1.0 | | | | 0.325 | |
| 218.0 | 219.0 | 792749 | | 1.0 | | | | 0.012 | |
| 218.0 | 219.0 | 792750 | **duplicate** | 1.0 | | | | 0.015 | |
| 219.0 | 220.0 | 792751 | | 1.0 | | | | < 0.010 | 219 - 222 Mafic/lamp dyke, massive, medium grained with 10% coarse phenocrysts of black hornblende? Sharp lower contact @50 dtca |
| 220.0 | 221.0 | 792752 | | 1.0 | | | | < 0.010 | |
| 221.0 | 222.0 | 792753 | | 1.0 | | | | < 0.010 | |
| 222.0 | 223.0 | 792754 | | 1.0 | | | | 0.011 | 222 - 228 Qtz Breccia, massive with minor white carb veining , marble in texture with both light and dark grey, strong silica content, undefined lower contact |
| 223.0 | 224.0 | 792755 | | 1.0 | | | | < 0.010 | |
| 224.0 | 225.0 | 792756 | | 1.0 | | | | < 0.010 | |
| 225.0 | 226.0 | 792757 | | 1.0 | | | | < 0.010 | |
| 226.0 | 227.0 | 792758 | | 1.0 | | | | < 0.010 | |
| 227.0 | 228.0 | 792759 | | 1.0 | | | | < 0.010 | |
| 228.0 | 229.0 | 792760 | | 1.0 | | | | < 0.010 | 228 - 262.5 Qtz-carb Breccia, strong light green chl alt throughout interval ocurring in bands and patches, where visible foliation @40 dtca, 247.9-248.3m intermed mafic volc with sharp upper and lower contacts both @55 dtca, 2-3% strings of py and po min from 250-252.2m, 3% po min @259.7m, Gradational and undefined lower contact |
| 229.0 | 230.0 | 792761 | | 1.0 | | | | < 0.010 | |
| 230.0 | 231.0 | 792762 | | 1.0 | | | | < 0.010 | |
| 231.0 | 232.0 | 792763 | | 1.0 | | | | < 0.010 | |
| 232.0 | 233.0 | 792764 | | 1.0 | | | | < 0.010 | |
| 233.0 | 234.0 | 792765 | | 1.0 | | | | < 0.010 | |
| 234.0 | 235.0 | 792766 | | 1.0 | | | | < 0.010 | |
| | | 792767 | **blank** | 0.0 | | | | < 0.010 | |
| 235.0 | 236.0 | 792768 | | 1.0 | | | | < 0.010 | |
| 236.0 | 237.0 | 792769 | | 1.0 | | | | 0.01 | |
| 237.0 | 238.0 | 792770 | | 1.0 | | | | 0.043 | |
| 238.0 | 239.0 | 792771 | | 1.0 | | | | < 0.010 | |
| 239.0 | 240.0 | 792772 | | 1.0 | | | | < 0.010 | |
| 240.0 | 241.0 | 792773 | | 1.0 | | | | < 0.010 | |
| 241.0 | 242.0 | 792774 | | 1.0 | | | | < 0.010 | |
| 242.0 | 243.0 | 792775 | | 1.0 | | | | < 0.010 | |
| 243.0 | 244.0 | 792776 | | 1.0 | | | | < 0.010 | |
| 244.0 | 245.0 | 792777 | | 1.0 | | | | < 0.010 | |
| 245.0 | 246.0 | 792778 | | 1.0 | | | | < 0.010 | |
| 246.0 | 247.0 | 792779 | | 1.0 | | | | < 0.010 | |
| 247.0 | 248.0 | 792780 | | 1.0 | | | | < 0.010 | |
| 248.0 | 249.0 | 792781 | | 1.0 | | | | < 0.010 | |
| 249.0 | 250.0 | 792782 | | 1.0 | | | | < 0.010 | |
| 250.0 | 251.0 | 792783 | | 1.0 | | | | < 0.010 | |

| from | to | sample # | type | width (m) | pyrite | chalcopy | pyrrhot | Au- gpt | description |
|---|---|---|---|---|---|---|---|---|---|
| | | 792784 | **stand high** | 0.0 | | | | 7.31 | |
| 251.0 | 252.0 | 792785 | | 1.0 | | | | < 0.010 | |
| 252.0 | 253.0 | 792786 | | 1.0 | | | | < 0.010 | |
| 253.0 | 254.0 | 792787 | | 1.0 | | | | < 0.010 | |
| 254.0 | 255.0 | 792788 | | 1.0 | | | | < 0.010 | |
| 255.0 | 256.0 | 792789 | | 1.0 | | | | < 0.010 | |
| 256.0 | 257.0 | 792790 | | 1.0 | | | | < 0.010 | |
| 257.0 | 258.0 | 792791 | | 1.0 | | | | < 0.010 | |
| 258.0 | 259.0 | 792792 | | 1.0 | | | | < 0.010 | |
| 259.0 | 260.0 | 792793 | | 1.0 | | | | < 0.010 | |
| 260.0 | 261.0 | 792794 | | 1.0 | | | | < 0.010 | |
| 261.0 | 262.0 | 792795 | | 1.0 | | | | < 0.010 | |
| 262.0 | 263.0 | 792796 | | 1.0 | | | | < 0.010 | |
| 263.0 | 264.0 | 792797 | | 1.0 | | | | < 0.010 | 262.5 - 274 Mafic-intermed volc with weak silica alt, strong fol @45 dtca, med to coarse grained (possible re-crystalization?), possible tuff? From 271-274 cg with qtz frags, undefined lower contact |
| 264.0 | 265.0 | 792798 | | 1.0 | | | | < 0.010 | 274 - 282 Mafic volc, strong silica alt throughout interval in bands, remanent "qtz eyes" seen as dark grey clasts, undefined lower contact |
| 265.0 | 266.0 | 792799 | | 1.0 | | | | < 0.010 | |
| 265.0 | 266.0 | 792800 | **duplicate** | 1.0 | | | | < 0.010 | |
| 266.0 | 267.0 | 792801 | | 1.0 | | | | < 0.010 | |
| 267.0 | 268.0 | 792802 | | 1.0 | | | | < 0.010 | |
| 268.0 | 269.0 | 792803 | | 1.0 | | | | < 0.010 | |
| 269.0 | 270.0 | 792804 | | 1.0 | | | | < 0.010 | |
| 270.0 | 271.0 | 792805 | | 1.0 | | | | < 0.010 | |
| 271.0 | 272.0 | 792806 | | 1.0 | | | | < 0.010 | |
| 272.0 | 273.0 | 792807 | | 1.0 | | | | < 0.010 | |
| 273.0 | 274.0 | 792808 | | 1.0 | | | | < 0.010 | |
| 274.0 | 275.0 | 792809 | | 1.0 | | | | < 0.010 | |
| 275.0 | 276.0 | 792810 | | 1.0 | | | | < 0.010 | |
| 276.0 | 277.0 | 792811 | | 1.0 | | | | < 0.010 | |
| 277.0 | 278.0 | 792812 | | 1.0 | | | | < 0.010 | |
| 278.0 | 279.0 | 792813 | | 1.0 | | | | < 0.010 | |
| 279.0 | 280.0 | 792814 | | 1.0 | | | | < 0.010 | |
| 280.0 | 281.0 | 792815 | | 1.0 | | | | < 0.010 | |
| 281.0 | 282.0 | 792816 | | 1.0 | | | | 0.029 | |
| | | 792817 | **blank** | 0.0 | | | | < 0.010 | |

| from | to | sample # | type | width (m) | pyrite | chalcopy | pyrrhot | Au- gpt | description |
|---|---|---|---|---|---|---|---|---|---|
| 282.0 | 283.0 | 792818 | | 1.0 | | | | 0.011 | 282 - 302 Mafic volc, dark grey, fine grained, weak to mod fol @45 dtca, <1% background white qtz veins <5cm in with and parallel to foliation, qtz vein @283.9 has 3% py min assoicated with it, broken core from 299.4-300.5m |
| 283.0 | 284.0 | 792819 | | 1.0 | | | | 1.086 | |
| 284.0 | 285.0 | 792820 | | 1.0 | | | | 0.151 | |
| 285.0 | 286.0 | 792821 | | 1.0 | | | | < 0.010 | |
| 286.0 | 287.0 | 792822 | | 1.0 | | | | 0.032 | |
| 287.0 | 288.0 | 792823 | | 1.0 | | | | < 0.010 | |
| 288.0 | 289.0 | 792824 | | 1.0 | | | | < 0.010 | |
| 289.0 | 290.0 | 792825 | | 1.0 | | | | < 0.010 | |
| 290.0 | 291.0 | 792826 | | 1.0 | | | | < 0.010 | |
| 291.0 | 292.0 | 792827 | | 1.0 | | | | < 0.010 | |
| 292.0 | 293.0 | 792828 | | 1.0 | | | | < 0.010 | |
| 293.0 | 294.0 | 792829 | | 1.0 | | | | < 0.010 | |
| 294.0 | 295.0 | 792830 | | 1.0 | | | | < 0.010 | |
| 295.0 | 296.0 | 792831 | | 1.0 | | | | < 0.010 | |
| 296.0 | 297.0 | 792832 | | 1.0 | | | | < 0.010 | |
| 297.0 | 298.0 | 792833 | | 1.0 | | | | < 0.010 | |
| | | 792834 | **stand low** | 0.0 | | | | 1.903 | |
| 298.0 | 299.0 | 792835 | | 1.0 | | | | < 0.010 | |
| 299.0 | 300.0 | 792836 | | 1.0 | | | | 0.031 | |
| 300.0 | 301.0 | 792837 | | 1.0 | | | | 0.019 | |
| 301.0 | 302.0 | 792838 | | 1.0 | | | | < 0.010 | |
| 302.0 | 303.0 | 792839 | | 1.0 | | | | < 0.010 | 302 - 308.7m Intermed Mafic volc, mod silica alt, strong fol @45 dtca, strong green fucshite alt from 306.8-306.1 and 308.3-308.5m |
| 303.0 | 304.0 | 792840 | | 1.0 | | | | 0.02 | |
| 304.0 | 305.0 | 792841 | | 1.0 | | | | 0.03 | |
| 305.0 | 306.0 | 792842 | | 1.0 | | | | 1.542 | |
| 306.0 | 307.0 | 792843 | | 1.0 | | | | < 0.010 | |
| 307.0 | 308.0 | 792844 | | 1.0 | | | | < 0.010 | |
| 308.0 | 309.0 | 792845 | | 1.0 | | | | 39.7 | |
| 309.0 | 310.0 | 792846 | | 1.0 | | | | 152 | 308.7 - 310 Intermed Mafic volc with two qtz veins with VG, 308.8 6cm wide smoky qtz vein with 3-5 specks of VG, stong 3-5% aspy, py, and po min as stringers and threads, sharp upper and lower contacts at 20 dtca., 309.6 10cm wide qtz vein similar as describe with more VG +10 specks with 2 1-2mm in width |
| 310.0 | 311.0 | 792847 | | 1.0 | | | | 0.069 | |
| 311.0 | 312.0 | 792848 | | 1.0 | | | | 0.11 | |
| 312.0 | 313.0 | 792849 | | 1.0 | | | | < 0.010 | |
| 312.0 | 313.0 | 792850 | **duplicate** | 1.0 | | | | 0.011 | 310 - 352.4m Inter med mafic volc, light grey/tan, fine grained, strong fol @35 dtca, strong silica alt throughout interval, <1% pink feldspar pheno 1-2mm in width diss throughout interval, 314.7m 5mm wide py veinlet @45 dtca, 322.3m 0.1m wide qtz vein with strong 10% py/po min as stringers within vein, 339.1m |
| 313.0 | 314.0 | 792851 | | 1.0 | | | | < 0.010 | |
| 314.0 | 315.0 | 792852 | | 1.0 | | | | 0.131 | |

| from | to | sample # | type | width (m) | pyrite | chalcopy | pyrrhot | Au- gpt | description |
|---|---|---|---|---|---|---|---|---|---|
| 315.0 | 316.0 | 792853 | | 1.0 | | | | 0.077 | 5mm wide qtz vein with 5% py/po min and blk tourmaline alt, gradational lower contact |
| 316.0 | 317.0 | 792854 | | 1.0 | | | | 0.126 | |
| 317.0 | 318.0 | 792855 | | 1.0 | | | | 0.305 | |
| 318.0 | 319.0 | 792856 | | 1.0 | | | | 0.102 | |
| 319.0 | 320.0 | 792857 | | 1.0 | | | | 0.072 | |
| 320.0 | 321.0 | 792858 | | 1.0 | | | | 0.117 | |
| 321.0 | 322.0 | 792859 | | 1.0 | | | | 0.066 | |
| 322.0 | 323.0 | 792860 | | 1.0 | | | | 0.805 | |
| 323.0 | 324.0 | 792861 | | 1.0 | | | | 0.105 | |
| 324.0 | 325.0 | 792862 | | 1.0 | | | | 0.021 | |
| 325.0 | 326.0 | 792863 | | 1.0 | | | | 0.011 | |
| 326.0 | 327.0 | 792864 | | 1.0 | | | | 0.031 | |
| 327.0 | 328.0 | 792865 | | 1.0 | | | | 0.085 | |
| 328.0 | 329.0 | 792866 | | 1.0 | | | | 0.091 | |
| | | 792867 | **blank** | 0.0 | | | | < 0.010 | |
| 329.0 | 330.0 | 792868 | | 1.0 | | | | 0.044 | |
| 330.0 | 331.0 | 792869 | | 1.0 | | | | 0.012 | |
| 331.0 | 332.0 | 792870 | | 1.0 | | | | 0.056 | |
| 332.0 | 333.0 | 792871 | | 1.0 | | | | 0.049 | |
| 333.0 | 334.0 | 792872 | | 1.0 | | | | 0.041 | |
| 334.0 | 335.0 | 792873 | | 1.0 | | | | 0.237 | |
| 335.0 | 336.0 | 792874 | | 1.0 | | | | 0.096 | |
| 336.0 | 337.0 | 792875 | | 1.0 | | | | 0.035 | |
| 337.0 | 338.0 | 792876 | | 1.0 | | | | 0.066 | |
| 338.0 | 339.0 | 792877 | | 1.0 | | | | 0.038 | |
| 339.0 | 340.0 | 792878 | | 1.0 | | | | 0.142 | |
| 340.0 | 341.0 | 792879 | | 1.0 | | | | 0.011 | |
| 341.0 | 342.0 | 792880 | | 1.0 | | | | < 0.010 | |
| 342.0 | 343.0 | 792881 | | 1.0 | | | | 0.04 | |
| 343.0 | 344.0 | 792883 | | 1.0 | | | | 0.05 | |
| | | 792884 | **stand high** | 0.0 | | | | 7.28 | |
| 344.0 | 345.0 | 792885 | | 1.0 | | | | < 0.010 | |
| 345.0 | 346.0 | 792886 | | 1.0 | | | | < 0.010 | |
| 346.0 | 347.0 | 792887 | | 1.0 | | | | < 0.010 | |
| 347.0 | 348.0 | 792888 | | 1.0 | | | | < 0.010 | |
| 348.0 | 349.0 | 792889 | | 1.0 | | | | < 0.010 | |

| from | to | sample # | type | width (m) | pyrite | chalcopy | pyrrhot | Au- gpt | description |
|---|---|---|---|---|---|---|---|---|---|
| 349.0 | 350.0 | 792890 | | 1.0 | | | | < 0.010 | |
| 350.0 | 351.0 | 792891 | | 1.0 | | | | < 0.010 | |
| 351.0 | 352.0 | 792892 | | 1.0 | | | | < 0.010 | |
| 352.0 | 353.0 | 792893 | | 1.0 | | | | < 0.010 | |
| 353.0 | 354.0 | 792894 | | 1.0 | | | | 0.03 | |
| 354.0 | 355.0 | 792895 | | 1.0 | | | | 0.023 | 352.4 - 363.3m Mafic volc; dark grey to blk; no silica alt; massive with very few background veins; qtz vein at upper contact of 352.4 with2-3% py min, vein is 0.1m in width but undefined and nodular, 359.4 white late qtz vein @45 dtca; gradational and undefined lower contact with inter med mafic volc. |
| 355.0 | 356.0 | 792896 | | 1.0 | | | | 0.02 | |
| 356.0 | 357.0 | 792897 | | 1.0 | | | | 0.036 | |
| 357.0 | 358.0 | 792898 | | 1.0 | | | | 0.018 | |
| 358.0 | 359.0 | 792899 | | 1.0 | | | | < 0.010 | |
| 358.0 | 359.0 | 792900 | **duplicate** | 1.0 | | | | 0.01 | |
| 359.0 | 360.0 | 792901 | | 1.0 | | | | 0.016 | |
| 360.0 | 361.0 | 792902 | | 1.0 | | | | 0.266 | |
| 361.0 | 362.0 | 792903 | | 1.0 | | | | 0.031 | |
| 362.0 | 363.0 | 792904 | | 1.0 | | | | 0.065 | |
| 363.0 | 364.0 | 792905 | | 1.0 | | | | 0.161 | |
| 364.0 | 365.0 | 792906 | | 1.0 | | | | 0.36 | |
| 365.0 | 366.0 | 792907 | | 1.0 | | | | 0.215 | 363.3 - 419.5m Intermed Mafic Volc; light grey/tan; strong fol at 40 dtca; strong silica alt throughout interval; 364.2m qtz vein, white with <1% fg py min; 378.9m smoky/white qtz vein cross cutting the fol with 1-2% fg to mg py min, vein is 5 mm in width; Qtz vein @396.1, 0.1m in width and parallel to fol at 40 dtca |
| 366.0 | 367.0 | 792908 | | 1.0 | | | | < 0.010 | |
| 367.0 | 368.0 | 792909 | | 1.0 | | | | < 0.010 | |
| 368.0 | 369.0 | 792910 | | 1.0 | | | | 0.04 | |
| 369.0 | 370.0 | 792911 | | 1.0 | | | | < 0.010 | |
| 370.0 | 371.0 | 792912 | | 1.0 | | | | 0.106 | |
| 371.0 | 372.0 | 792913 | | 1.0 | | | | 0.065 | |
| 372.0 | 373.0 | 792914 | | 1.0 | | | | 0.132 | |
| 373.0 | 374.0 | 792915 | | 1.0 | | | | 0.068 | |
| 374.0 | 375.0 | 792916 | | 1.0 | | | | 0.075 | |
| | | 792917 | **blank** | 0.0 | | | | < 0.010 | |
| 375.0 | 376.0 | 792918 | | 1.0 | | | | < 0.010 | |
| 376.0 | 377.0 | 792919 | | 1.0 | | | | < 0.010 | |
| 377.0 | 378.0 | 792920 | | 1.0 | | | | < 0.010 | |
| 378.0 | 379.0 | 792921 | | 1.0 | | | | < 0.010 | |
| 379.0 | 380.0 | 792922 | | 1.0 | | | | < 0.010 | |
| 380.0 | 381.0 | 792923 | | 1.0 | | | | < 0.010 | |
| 381.0 | 382.0 | 792924 | | 1.0 | | | | < 0.010 | |
| 382.0 | 383.0 | 792925 | | 1.0 | | | | < 0.010 | |

| from | to | sample # | type | width (m) | pyrite | chalcopy | pyrrhot | Au- gpt | description |
|---|---|---|---|---|---|---|---|---|---|
| 383.0 | 384.0 | 792926 | | 1.0 | | | | < 0.010 | |
| 384.0 | 385.0 | 792927 | | 1.0 | | | | < 0.010 | |
| 385.0 | 386.0 | 792928 | | 1.0 | | | | < 0.010 | |
| 386.0 | 387.0 | 792929 | | 1.0 | | | | < 0.010 | |
| 387.0 | 388.0 | 792930 | | 1.0 | | | | < 0.010 | |
| 388.0 | 389.0 | 792931 | | 1.0 | | | | < 0.010 | |
| 389.0 | 390.0 | 792932 | | 1.0 | | | | < 0.010 | |
| 390.0 | 391.0 | 792933 | | 1.0 | | | | < 0.010 | |
| | | 792934 | **stand low** | 0.0 | | | | 2.161 | |
| 391.0 | 392.0 | 792935 | | 1.0 | | | | 0.032 | |
| 392.0 | 393.0 | 792936 | | 1.0 | | | | 0.095 | |
| 393.0 | 394.0 | 792937 | | 1.0 | | | | < 0.010 | |
| 394.0 | 395.0 | 792938 | | 1.0 | | | | 0.05 | |
| 395.0 | 396.0 | 792939 | | 1.0 | | | | 0.167 | |
| 396.0 | 397.0 | 792940 | | 1.0 | | | | 0.024 | |
| 397.0 | 398.0 | 792941 | | 1.0 | | | | 0.12 | |
| 398.0 | 399.0 | 792942 | | 1.0 | | | | 0.069 | |
| 399.0 | 400.0 | 792943 | | 1.0 | | | | 1.053 | |
| 400.0 | 401.0 | 792944 | | 1.0 | | | | 0.149 | |
| 401.0 | 402.0 | 792945 | | 1.0 | | | | < 0.010 | |
| 402.0 | 403.0 | 792946 | | 1.0 | | | | < 0.010 | |
| 403.0 | 404.0 | 792947 | | 1.0 | | | | 0.076 | |
| 404.0 | 405.0 | 792948 | | 1.0 | | | | 0.133 | |
| 405.0 | 406.0 | 792949 | | 1.0 | | | | 0.209 | |
| 405.0 | 406.0 | 792950 | **duplicate** | 1.0 | | | | 0.134 | |
| 406.0 | 407.0 | 792951 | | 1.0 | | | | 0.274 | |
| 407.0 | 408.0 | 792952 | | 1.0 | | | | 0.158 | |
| 408.0 | 409.0 | 792953 | | 1.0 | | | | 0.397 | |
| 409.0 | 410.0 | 792954 | | 1.0 | | | | 0.461 | |
| 410.0 | 411.0 | 792955 | | 1.0 | | | | 0.053 | |
| 411.0 | 412.0 | 792956 | | 1.0 | | | | 0.049 | |
| 412.0 | 413.0 | 792957 | | 1.0 | | | | 0.127 | |
| 413.0 | 414.0 | 792958 | | 1.0 | | | | 0.087 | |
| 414.0 | 415.0 | 792959 | | 1.0 | | | | 0.034 | |
| 415.0 | 416.0 | 792960 | | 1.0 | | | | < 0.010 | |
| 416.0 | 417.0 | 792961 | | 1.0 | | | | < 0.010 | |

| from | to | sample # | type | width (m) | pyrite | chalcopy | pyrrhot | Au- gpt | description |
|---|---|---|---|---|---|---|---|---|---|
| 417.0 | 418.0 | 792962 | | 1.0 | | | | 0.113 | |
| 418.0 | 419.0 | 792963 | | 1.0 | | | | 3.443 | |
| 419.0 | 420.0 | 792964 | | 1.0 | | | | 0.407 | |
| 420.0 | 421.0 | 792965 | | 1.0 | | | | 0.196 | 419.5 - 420m Qtz Veins 65% with 35% silica alt mafic volc; veins are parallel to fol; trace% diss py min |
| 421.0 | 422.0 | 792966 | | 1.0 | | | | 0.098 | 420 - 422m Intermed Mafic volc; very stong silica alt; strong fol at 45 dtca; gradational and undefined lower contact |
| 422.0 | 423.0 | 792967 | | 1.0 | | | | < 0.010 | 422 - 424.5m Mafic dyke?; massive; med grained; 20% 1-2mm white phenosharp lower contact @45 dtca |
| | | 792968 | **stand low** | 0.0 | | | | 0.073 | |
| 423.0 | 424.0 | 792969 | | 1.0 | | | | 0.037 | |
| 424.0 | 425.0 | 792970 | | 1.0 | | | | 0.055 | |
| 425.0 | 426.0 | 792971 | | 1.0 | | | | < 0.010 | 424.5 - 427.9m Silicified Mafic Volc; light grey; strong fol at 40 dtca; 5% black 1mm size hornblende crystals; gradational and undefined lower contact |
| 426.0 | 427.0 | 792972 | | 1.0 | | | | 0.012 | |
| 427.0 | 428.0 | 792973 | | 1.0 | | | | < 0.010 | |
| 428.0 | 429.0 | 792974 | | 1.0 | | | | 0.212 | 427.9 - 430.3m Intermed Mafic Volc; weak to mod silica alt; 10% 2-3mm size white pheno aligned parallel to fol; strong fol @40 dtca; sharp lower contact @40 dtca; |
| 429.0 | 430.0 | 792975 | | 1.0 | | | | < 0.010 | |
| 430.0 | 431.0 | 792976 | | 1.0 | | | | 0.056 | 430.3 - 484.2m Intermed Mafic volc; weak to mod silica alt; alternating bands/stringers of dark/black and light grey/tan; 433-433.8m dark grey, massive mafic dyke, sharp upper and lower contacts @45 dtca; little to no veining; strong fol throughout @45 dtca; sharp lower vein contact @20 dtca |
| 431.0 | 432.0 | 792977 | | 1.0 | | | | < 0.010 | |
| 432.0 | 433.0 | 792978 | | 1.0 | | | | 0.111 | |
| 433.0 | 434.0 | 792979 | | 1.0 | | | | < 0.010 | |
| 434.0 | 435.0 | 792980 | | 1.0 | | | | 0.226 | |
| 435.0 | 436.0 | 792981 | | 1.0 | | | | 0.189 | |
| 436.0 | 437.0 | 792982 | | 1.0 | | | | 0.012 | |
| 437.0 | 438.0 | 792983 | | 1.0 | | | | < 0.010 | |
| 438.0 | 439.0 | 792984 | | 1.0 | | | | 7.52 | |
| | | 792985 | **blank** | 0.0 | | | | 0.178 | |
| 439.0 | 440.0 | 792986 | | 1.0 | | | | 0.01 | |
| 440.0 | 441.0 | 792987 | | 1.0 | | | | 0.093 | |
| 441.0 | 442.0 | 792988 | | 1.0 | | | | 0.214 | |
| 442.0 | 443.0 | 792989 | | 1.0 | | | | 0.116 | |
| 443.0 | 444.0 | 792990 | | 1.0 | | | | 0.044 | |
| 444.0 | 445.0 | 792991 | | 1.0 | | | | 0.015 | |
| 445.0 | 446.0 | 792992 | | 1.0 | | | | 0.014 | |
| 446.0 | 447.0 | 792993 | | 1.0 | | | | 0.026 | |
| 447.0 | 448.0 | 792994 | | 1.0 | | | | 0.015 | |

| from | to | sample # | type | width (m) | pyrite | chalcopy | pyrrhot | Au- gpt | description |
|---|---|---|---|---|---|---|---|---|---|
| 448.0 | 449.0 | 792995 | | 1.0 | | | | 0.055 | |
| 449.0 | 450.0 | 792996 | | 1.0 | | | | 0.051 | |
| 450.0 | 451.0 | 792997 | | 1.0 | | | | 0.023 | |
| 451.0 | 452.0 | 792998 | | 1.0 | | | | 0.013 | |
| 452.0 | 453.0 | 792999 | | 1.0 | | | | 3.938 | |
| 452.0 | 453.0 | 793000 | **duplicate** | 1.0 | | | | 0.036 | |
| 453.0 | 454.0 | 793001 | | 1.0 | | | | 0.029 | |
| 454.0 | 455.0 | 793002 | | 1.0 | | | | < 0.010 | |
| 455.0 | 456.0 | 793003 | | 1.0 | | | | < 0.010 | |
| 456.0 | 457.0 | 793004 | | 1.0 | | | | < 0.010 | |
| 457.0 | 458.0 | 793005 | | 1.0 | | | | < 0.010 | |
| 458.0 | 459.0 | 793006 | | 1.0 | | | | < 0.010 | |
| 459.0 | 460.0 | 793007 | | 1.0 | | | | 0.029 | |
| 460.0 | 461.0 | 793008 | | 1.0 | | | | 0.03 | |
| 461.0 | 462.0 | 793009 | | 1.0 | | | | 1.507 | |
| 462.0 | 463.0 | 793010 | | 1.0 | | | | 0.029 | |
| 463.0 | 464.0 | 793011 | | 1.0 | | | | 0.033 | |
| 464.0 | 465.0 | 793012 | | 1.0 | | | | 0.104 | |
| 465.0 | 466.0 | 793013 | | 1.0 | | | | 0.118 | |
| 466.0 | 467.0 | 793014 | | 1.0 | | | | 0.75 | |
| 467.0 | 468.0 | 793015 | | 1.0 | | | | 0.561 | |
| 468.0 | 469.0 | 793016 | | 1.0 | | | | 0.451 | |
| 469.0 | 470.0 | 793017 | | 1.0 | | | | < 0.010 | |
| | | 793018 | **blank** | 0.0 | | | | 0.407 | |
| 470.0 | 471.0 | 793019 | | 1.0 | | | | 0.011 | |
| 471.0 | 472.0 | 793020 | | 1.0 | | | | < 0.010 | |
| 472.0 | 473.0 | 793021 | | 1.0 | | | | < 0.010 | |
| 473.0 | 474.0 | 793022 | | 1.0 | | | | < 0.010 | |
| 474.0 | 475.0 | 793023 | | 1.0 | | | | 0.019 | |
| 475.0 | 476.0 | 793024 | | 1.0 | | | | 0.016 | |
| 476.0 | 477.0 | 793025 | | 1.0 | | | | < 0.010 | |
| 477.0 | 478.0 | 793026 | | 1.0 | | | | < 0.010 | |
| 478.0 | 479.0 | 793027 | | 1.0 | | | | < 0.010 | |
| 479.0 | 480.0 | 793028 | | 1.0 | | | | 0.42 | |
| 480.0 | 481.0 | 793029 | | 1.0 | | | | 0.242 | |
| 481.0 | 482.0 | 793030 | | 1.0 | | | | 0.207 | |

| from | to | sample # | type | width (m) | pyrite | chalcopy | pyrrhot | Au- gpt | description |
|---|---|---|---|---|---|---|---|---|---|
| 482.0 | 483.0 | 793031 | | 1.0 | | | | 0.607 | |
| 483.0 | 484.0 | 793032 | | 1.0 | | | | 0.535 | |
| 484.0 | 485.0 | 793033 | | 1.0 | | | | 0.803 | 484.2 - 490m Qtz vein zone with 30% veining and 70% intermed volc; 484.2-484.7m white qtz vein with trace% min, sharp contacts at 35 dtca; 485.4m 10cm wide smoky qtz vein with 3-5% aspy/py min as stringers, undefined contacts; 486.2-487m low angle smoky qtz vein, 10+ specks of VG with 5% threads of aspy/py/po, one speck of VG 3mm and another 1mm; vein bracked by faulting; 487.9-488.5m veinlet zone with qtz veins only 2-5mm in width; 489.4-490m qtz vein zone 70% veining, smoky with <1% vfg diss aspy min, undefined lower contact |
| | | 793034 | **stand low** | 0.0 | | | | 1.928 | |
| 485.0 | 486.0 | 793035 | | 1.0 | | | | 0.051 | |
| 486.0 | 487.0 | 793036 | | 1.0 | | | | 75.3 | |
| 487.0 | 488.0 | 793037 | | 1.0 | | | | 0.139 | |
| 488.0 | 489.0 | 793038 | | 1.0 | | | | 0.294 | |
| 489.0 | 490.0 | 793039 | | 1.0 | | | | 2.794 | |
| 490.0 | 491.0 | 793040 | | 1.0 | | | | 0.172 | 490 - 510m Intermed mafic volc; light grey, strong fol @40 dtca; strong silica alt overprinting the protolith; gradational lower contact; 2-3% late carb/chl background veining parallel to fol but also cross cutting |
| 491.0 | 492.0 | 793041 | | 1.0 | | | | 0.037 | |
| 492.0 | 493.0 | 793042 | | 1.0 | | | | 0.038 | |
| 493.0 | 494.0 | 793043 | | 1.0 | | | | 0.011 | |
| 494.0 | 495.0 | 793044 | | 1.0 | | | | 0.069 | |
| 495.0 | 496.0 | 793045 | | 1.0 | | | | 0.025 | |
| 496.0 | 497.0 | 793046 | | 1.0 | | | | 0.034 | |
| 497.0 | 498.0 | 793047 | | 1.0 | | | | < 0.010 | |
| 498.0 | 499.0 | 793048 | | 1.0 | | | | < 0.010 | |
| 499.0 | 500.0 | 793049 | | 1.0 | | | | < 0.010 | |
| 499.0 | 500.0 | 793050 | **duplicate** | 1.0 | | | | < 0.010 | |
| 500.0 | 501.0 | 793051 | | 1.0 | | | | < 0.010 | |
| 501.0 | 502.0 | 793052 | | 1.0 | | | | < 0.010 | |
| 502.0 | 503.0 | 793053 | | 1.0 | | | | < 0.010 | |
| 503.0 | 504.0 | 793054 | | 1.0 | | | | 0.022 | |
| 504.0 | 505.0 | 793055 | | 1.0 | | | | 0.038 | |
| 505.0 | 506.0 | 793056 | | 1.0 | | | | < 0.010 | |
| 506.0 | 507.0 | 793057 | | 1.0 | | | | < 0.010 | |
| 507.0 | 508.0 | 793058 | | 1.0 | | | | < 0.010 | |
| 508.0 | 509.0 | 793059 | | 1.0 | | | | 0.053 | |
| 509.0 | 510.0 | 793060 | | 1.0 | | | | < 0.010 | |
| 510.0 | 511.0 | 793061 | | 1.0 | | | | < 0.010 | 510 - 543m Intermed mafic volc; very strong silica alt; light grey; massive but with weak fol @40 dtca; little to no veining; |
| 511.0 | 512.0 | 793062 | | 1.0 | | | | 0.044 | |
| 512.0 | 513.0 | 793063 | | 1.0 | | | | 0.146 | |
| 513.0 | 514.0 | 793064 | | 1.0 | | | | 0.042 | |
| 514.0 | 515.0 | 793065 | | 1.0 | | | | < 0.010 | |

| from | to | sample # | type | width (m) | pyrite | chalcopy | pyrrhot | Au- gpt | description |
|---|---|---|---|---|---|---|---|---|---|
| 515.0 | 516.0 | 793066 | | 1.0 | | | | < 0.010 | |
| | | 793067 | **blank** | 0.0 | | | | < 0.010 | |
| 516.0 | 517.0 | 793068 | | 1.0 | | | | 0.012 | |
| 517.0 | 518.0 | 793069 | | 1.0 | | | | 0.083 | |
| 518.0 | 519.0 | 793070 | | 1.0 | | | | < 0.010 | |
| 519.0 | 520.0 | 793071 | | 1.0 | | | | < 0.010 | |
| 520.0 | 521.0 | 793072 | | 1.0 | | | | < 0.010 | |
| 521.0 | 522.0 | 793073 | | 1.0 | | | | 0.012 | |
| 522.0 | 523.0 | 793074 | | 1.0 | | | | < 0.010 | |
| 523.0 | 524.0 | 793075 | | 1.0 | | | | < 0.010 | |
| 524.0 | 525.0 | 793076 | | 1.0 | | | | 0.012 | |
| 525.0 | 526.0 | 793077 | | 1.0 | | | | < 0.010 | |
| 526.0 | 527.0 | 793078 | | 1.0 | | | | 0.024 | |
| 527.0 | 528.0 | 793079 | | 1.0 | | | | 0.015 | |
| 528.0 | 529.0 | 793080 | | 1.0 | | | | < 0.010 | |
| 529.0 | 530.0 | 793081 | | 1.0 | | | | < 0.010 | |
| 530.0 | 531.0 | 793082 | | 1.0 | | | | 0.029 | |
| 531.0 | 532.0 | 793083 | | 1.0 | | | | < 0.010 | |
| | | 793084 | **stand high** | 0.0 | | | | 7.45 | |
| 532.0 | 533.0 | 793085 | | 1.0 | | | | 0.03 | |
| 533.0 | 534.0 | 793086 | | 1.0 | | | | < 0.010 | |
| 534.0 | 535.0 | 793087 | | 1.0 | | | | < 0.010 | |
| 535.0 | 536.0 | 793088 | | 1.0 | | | | < 0.010 | |
| 536.0 | 537.0 | 793089 | | 1.0 | | | | < 0.010 | |
| 537.0 | 538.0 | 793090 | | 1.0 | | | | < 0.010 | |
| 538.0 | 539.0 | 793091 | | 1.0 | | | | < 0.010 | |
| 539.0 | 540.0 | 793092 | | 1.0 | | | | < 0.010 | |
| 540.0 | 541.0 | 793093 | | 1.0 | | | | 0.014 | |
| 541.0 | 542.0 | 793094 | | 1.0 | | | | < 0.010 | |
| 542.0 | 543.0 | 793095 | | 1.0 | | | | 0.093 | |
| 543.0 | 544.0 | 793096 | | 1.0 | | | | 0.021 | 543 - 559m Intermed to felsic volcanic; dark grey/tan; medium grained; 10% irregular carb background veining; when visible fol @35 dtca; undefined lower contact |
| 544.0 | 545.0 | 793097 | | 1.0 | | | | < 0.010 | |
| 545.0 | 546.0 | 793098 | | 1.0 | | | | < 0.010 | |
| 546.0 | 547.0 | 793099 | | 1.0 | | | | < 0.010 | |
| 546.0 | 547.0 | 793100 | **duplicate** | 1.0 | | | | < 0.010 | |
| 547.0 | 548.0 | 793101 | | 1.0 | | | | < 0.010 | |

| from | to | sample # | type | width (m) | pyrite | chalcopy | pyrrhot | Au- gpt | description |
|---|---|---|---|---|---|---|---|---|---|
| 548.0 | 549.0 | 793102 | | 1.0 | | | | < 0.010 | |
| 549.0 | 550.0 | 793103 | | 1.0 | | | | < 0.010 | |
| 550.0 | 551.0 | 793104 | | 1.0 | | | | 0.02 | |
| 551.0 | 552.0 | 793105 | | 1.0 | | | | 0.01 | |
| 552.0 | 553.0 | 793106 | | 1.0 | | | | 0.033 | |
| 553.0 | 554.0 | 793107 | | 1.0 | | | | 0.044 | |
| 554.0 | 555.0 | 793108 | | 1.0 | | | | 0.025 | |
| 555.0 | 556.0 | 793109 | | 1.0 | | | | 0.027 | |
| 556.0 | 557.0 | 793110 | | 1.0 | | | | 0.064 | |
| 557.0 | 558.0 | 793111 | | 1.0 | | | | 0.017 | |
| 558.0 | 559.0 | 793112 | | 1.0 | | | | 0.014 | |
| 559.0 | 560.0 | 793113 | | 1.0 | | | | < 0.010 | 559 - 600m Intermed Mafic Vol with minor intervals of mafic volc; possible primary volcano-clastic; light grey/tan, fine grained; weak to mod silica alt; minor brecciation with chl and carb veining; 581.2m 7cm wide smoky grey qtz vein with strong 10% stringer/blebs of aspy/py/po (Rowan vein?) |
| 560.0 | 561.0 | 793114 | | 1.0 | | | | < 0.010 | |
| 561.0 | 562.0 | 793115 | | 1.0 | | | | 2.467 | |
| 562.0 | 563.0 | 793116 | | 1.0 | | | | 1.032 | |
| | | 793117 | **blank** | 0.0 | | | | < 0.010 | |
| 563.0 | 564.0 | 793118 | | 1.0 | | | | 0.104 | |
| 564.0 | 565.0 | 793119 | | 1.0 | | | | 0.013 | |
| 565.0 | 566.0 | 793120 | | 1.0 | | | | < 0.010 | |
| 566.0 | 567.0 | 793121 | | 1.0 | | | | < 0.010 | |
| 567.0 | 568.0 | 793122 | | 1.0 | | | | < 0.010 | |
| 568.0 | 569.0 | 793123 | | 1.0 | | | | < 0.010 | |
| 569.0 | 570.0 | 793124 | | 1.0 | | | | < 0.010 | |
| 570.0 | 571.0 | 793125 | | 1.0 | | | | < 0.010 | |
| 571.0 | 572.0 | 793126 | | 1.0 | | | | < 0.010 | |
| 572.0 | 573.0 | 793127 | | 1.0 | | | | < 0.010 | |
| 573.0 | 574.0 | 793128 | | 1.0 | | | | < 0.010 | |
| 574.0 | 575.0 | 793129 | | 1.0 | | | | 0.058 | |
| 575.0 | 576.0 | 793130 | | 1.0 | | | | < 0.010 | |
| 576.0 | 577.0 | 793131 | | 1.0 | | | | 0.021 | |
| 577.0 | 578.0 | 793132 | | 1.0 | | | | 0.192 | |
| 578.0 | 579.0 | 793133 | | 1.0 | | | | 0.086 | |
| | | 793134 | **stand low** | 0.0 | | | | 1.99 | |
| 579.0 | 580.0 | 793135 | | 1.0 | | | | < 0.010 | |
| 580.0 | 581.0 | 793136 | | 1.0 | | | | 0.073 | |

| from | to | sample # | type | width (m) | pyrite | chalcopy | pyrrhot | Au- gpt | description |
|---|---|---|---|---|---|---|---|---|---|
| 581.0 | 582.0 | 793137 | | 1.0 | | | | 0.335 | |
| 582.0 | 583.0 | 793138 | | 1.0 | | | | 0.018 | |
| 583.0 | 584.0 | 793139 | | 1.0 | | | | < 0.010 | |
| 584.0 | 585.0 | 793140 | | 1.0 | | | | 0.012 | |
| 585.0 | 586.0 | 793141 | | 1.0 | | | | < 0.010 | |
| 586.0 | 587.0 | 793142 | | 1.0 | | | | 0.159 | |
| 587.0 | 588.0 | 793143 | | 1.0 | | | | 0.012 | |
| 588.0 | 589.0 | 793144 | | 1.0 | | | | 0.024 | |
| 589.0 | 590.0 | 793145 | | 1.0 | | | | 0.02 | |
| 590.0 | 591.0 | 793146 | | 1.0 | | | | 0.081 | |
| 591.0 | 592.0 | 793147 | | 1.0 | | | | 0.047 | |
| 592.0 | 593.0 | 793148 | | 1.0 | | | | 0.013 | |
| 593.0 | 594.0 | 793149 | | 1.0 | | | | 0.191 | |
| 593.0 | 594.0 | 793150 | **duplicate** | 1.0 | | | | 0.047 | |
| 594.0 | 595.0 | 793151 | | 1.0 | | | | 0.01 | |
| 595.0 | 596.0 | 793152 | | 1.0 | | | | < 0.010 | |
| 596.0 | 597.0 | 793153 | | 1.0 | | | | 0.016 | |
| 597.0 | 598.0 | 793154 | | 1.0 | | | | 0.036 | |
| 598.0 | 599.0 | 793155 | | 1.0 | | | | 0.03 | |
| 599.0 | 600.0 | 793156 | | 1.0 | | | | 0.074 | |
| **EOH** | | | | | | | | | |

| | | | | | | |
|---|---|---|---|---|---|---|
| Province/Territory | Ontario | West Red Lake Gold Mines | | | | RGL-13-03 |
| PROJECT | Rowan Lake | | | | Grid Co ordinates (UTM) GPS (handheld) | |
| CLAIM No. | KRL8169, KRL8571 | Drill Start Date | 07-Feb-13 | | X | 422174.4 |
| | | Drill Finish Date | 10-Feb-13 | | Y | 5658124.1 |
| Logged By: | Matt Long | | Az. | Incl. | Z | 364 |
| Date: | 10-Feb-13 | Collar | 180.00 | -45.0 | Drill Company: Chibougamau | |
| Datum | NAD 83 | | Casing | 30 | Length | 426.00 |
| zone | 15 N | | | | | |
| Core Size: NQ | | | | | | |
| Core Storage: Mt Jamie | | | | | | |

**Downhole Survey**

| DEPTH | | DIP | | AZIMUT | | Mag | Survey Type |
|---|---|---|---|---|---|---|---|
| 39 | | 46.4 | | 176.7 | | 56028 | Reflex EZ shot |
| 84 | | 45.9 | | 174.1 | | 56223 | |
| 135 | | 45.3 | | 179.6 | | 55743 | |
| 189 | | 44.7 | | 179.7 | | 56786 | |
| 240 | | 44 | | 178.4 | | 55975 | |
| 291 | | 43 | | 180.3 | | 56226 | |
| 342 | | 41.6 | | 179.6 | | 56075 | |
| 393 | | 40.6 | | 182 | | 55963 | |
| 426 | | 39.8 | | 182.4 | | 55906 | |

| from | to | sample # | type | width (m) | pyrite | chalcopy | pyrrhot | Au- gpt | description |
|---|---|---|---|---|---|---|---|---|---|
| 0.0 | 29.3 | | | | | | | | Casing/overburden |
| 29.3 | 30.0 | 793157 | | 0.7 | | | 793157 | 0.01 | 29.3 - 37m Mafic Volc; fine grained; dark grey; very weak patchy silica alt |
| 30.0 | 31.0 | 793158 | | 1.0 | | | 793158 | < 0.010 | |
| 31.0 | 32.0 | 793159 | | 1.0 | | | 793159 | 0.05 | |
| 32.0 | 33.0 | 793160 | | 1.0 | | | 793160 | < 0.010 | |
| 33.0 | 34.0 | 793162 | | 1.0 | | | 793162 | < 0.010 | |
| 34.0 | 35.0 | 793163 | | 1.0 | | | 793163 | 0.088 | |
| 35.0 | 36.0 | 793164 | | 1.0 | | | 793164 | 0.025 | |
| 36.0 | 37.0 | 793165 | | 1.0 | | | 793165 | < 0.010 | |
| 37.0 | 38.0 | 793166 | | 1.0 | | | 793166 | 0.016 | 37 - 55.4m intermed mafic tuff?; medium grained; massive but very weak fol @45 dtca; 20% 1-2mm wide rounded white carb phenocrysts; sharp lower contact with IF @55 dtca |
| | | 793167 | Blank | | | | 793167 | < 0.010 | |
| 38.0 | 39.0 | 793168 | | 1.0 | | | 793168 | 0.038 | |
| 39.0 | 40.0 | 793169 | | 1.0 | | | 793169 | < 0.010 | |
| 40.0 | 41.0 | 793170 | | 1.0 | | | 793170 | < 0.010 | |
| 41.0 | 42.0 | 793171 | | 1.0 | | | 793171 | 0.257 | |
| 42.0 | 43.0 | 793172 | | 1.0 | | | 793172 | < 0.010 | |
| 43.0 | 44.0 | 793173 | | 1.0 | | | 793173 | 0.052 | |
| 44.0 | 45.0 | 793174 | | 1.0 | | | 793174 | 0.02 | |
| 45.0 | 46.0 | 793175 | | 1.0 | | | 793175 | < 0.010 | |
| 46.0 | 47.0 | 793176 | | 1.0 | | | 793176 | < 0.010 | |
| 47.0 | 48.0 | 793177 | | 1.0 | | | 793177 | 0.014 | |
| 48.0 | 49.0 | 793178 | | 1.0 | | | 793178 | 0.02 | |
| 49.0 | 50.0 | 793179 | | 1.0 | | | 793179 | < 0.010 | |
| 50.0 | 51.0 | 793180 | | 1.0 | | | 793180 | 0.023 | |
| 51.0 | 52.0 | 793181 | | 1.0 | | | 793181 | 0.022 | |
| 52.0 | 53.0 | 793182 | | 1.0 | | | 793182 | 0.068 | |
| 53.0 | 54.0 | 793183 | | 1.0 | | | 793183 | 0.065 | |
| | | 793184 | Std High | | | | 793184 | 7.32 | |
| 54.0 | 55.0 | 793185 | | 1.0 | | | 793185 | 0.019 | |
| 55.0 | 56.0 | 793186 | | 1.0 | | | 793186 | 0.248 | |
| 56.0 | 57.0 | 793187 | | 1.0 | | | 793187 | 0.078 | 55.4 - 58m Iron Formation; dark grey to black with intervals of light grey chert; banded and laminated; 10% stringers and threads of po/py; weak mag |
| 57.0 | 58.0 | 793188 | | 1.0 | | | 793188 | 0.011 | |
| 58.0 | 59.0 | 793189 | | 1.0 | | | 793189 | < 0.010 | 58 - 65.5m Intermed Mafic Tuff?; light grey; med to coarse grained; massive; 15% 2-3mm elongated white qtz pheoncrysts? Sharp lower contact with IF @50 dtca |
| 59.0 | 60.0 | 793190 | | 1.0 | | | 793190 | < 0.010 | |
| 60.0 | 61.0 | 793191 | | 1.0 | | | 793191 | < 0.010 | |
| 61.0 | 62.0 | 793192 | | 1.0 | | | 793192 | 0.013 | |

| from | to | sample # | type | width (m) | pyrite | chalcopy | pyrrhot | Au- gpt | description |
|---|---|---|---|---|---|---|---|---|---|
| 62.0 | 63.0 | 793193 | | 1.0 | | | 793193 | 0.027 | |
| 63.0 | 64.0 | 793194 | | 1.0 | | | 793194 | 0.025 | |
| 64.0 | 65.0 | 793195 | | 1.0 | | | 793195 | < 0.010 | |
| 65.0 | 66.0 | 793196 | | 1.0 | | | 793196 | 0.031 | |
| 66.0 | 67.0 | 793197 | | 1.0 | | | 793197 | < 0.010 | 65.5 - 66.8m Iron Formation; black with light grey banding; 1-2% stringers of py/po; non-magnetic; sharp lower contact @45 dtca |
| 67.0 | 68.0 | 793198 | | 1.0 | | | 793198 | < 0.010 | |
| 68.0 | 69.0 | 793199 | | 1.0 | | | 793199 | < 0.010 | 66.8 - 71.8m Intermed Mafic Volc; light grey; weak fol @ 40 dtca; sharp lower contact @45 dtca |
| 68.0 | 69.0 | 793200 | Dupicate | | | | 793200 | < 0.010 | 71.8 - 74m Iron Formation; alternating bands of light grey/black; very fine grained/cherty; 72.9-73.4 strong mag and min of py/po/magnetite? 73.7-74m Qtz vein breccia with 2-3% py min, contacts @45 dtca |
| 69.0 | 70.0 | 793201 | | 1.0 | | | 793201 | < 0.010 | |
| 70.0 | 71.0 | 793202 | | 1.0 | | | 793202 | 0.16 | |
| 71.0 | 72.0 | 793203 | | 1.0 | | | 793203 | 0.039 | |
| 72.0 | 73.0 | 793204 | | 1.0 | | | 793204 | 0.013 | |
| 73.0 | 74.0 | 793205 | | 1.0 | | | 793205 | 0.059 | |
| 74.0 | 75.0 | 793206 | | 1.0 | | | 793206 | < 0.010 | 74 - 96.9m Intermed Mafic to Mafic volc; massive with very weak fol at 45 dtca; 82.6-83.6m Iron Formation with weak fuc alt and 2-3% py stringers; undefined upper and lower contacts; 93.1-93.2m qtz-carb breccia vein with white carb pheno; sharp lower contact with Qtz breccia @45 dtca |
| 75.0 | 76.0 | 793207 | | 1.0 | | | 793207 | < 0.010 | |
| 76.0 | 77.0 | 793208 | | 1.0 | | | 793208 | 3.388 | |
| 77.0 | 78.0 | 793209 | | 1.0 | | | 793209 | < 0.010 | |
| 78.0 | 79.0 | 793210 | | 1.0 | | | 793210 | 0.127 | |
| 79.0 | 80.0 | 793211 | | 1.0 | | | 793211 | < 0.010 | |
| 80.0 | 81.0 | 793212 | | 1.0 | | | 793212 | < 0.010 | |
| 81.0 | 82.0 | 793213 | | 1.0 | | | 793213 | < 0.010 | |
| 82.0 | 83.0 | 793214 | | 1.0 | | | 793214 | 0.017 | |
| 83.0 | 84.0 | 793215 | | 1.0 | | | 793215 | 0.045 | |
| 84.0 | 85.0 | 793216 | | 1.0 | | | 793216 | < 0.010 | |
| | | 793217 | Blank | | | | 793217 | < 0.010 | |
| 85.0 | 86.0 | 793218 | | 1.0 | | | 793218 | < 0.010 | |
| 86.0 | 87.0 | 793219 | | 1.0 | | | 793219 | < 0.010 | |
| 87.0 | 88.0 | 793220 | | 1.0 | | | 793220 | < 0.010 | |
| 88.0 | 89.0 | 793221 | | 1.0 | | | 793221 | < 0.010 | |
| 89.0 | 90.0 | 793222 | | 1.0 | | | 793222 | < 0.010 | |
| 90.0 | 91.0 | 793223 | | 1.0 | | | 793223 | < 0.010 | |
| 91.0 | 92.0 | 793224 | | 1.0 | | | 793224 | < 0.010 | |
| 92.0 | 93.0 | 793225 | | 1.0 | | | 793225 | < 0.010 | |
| 93.0 | 94.0 | 793226 | | 1.0 | | | 793226 | 0.119 | |
| 94.0 | 95.0 | 793227 | | 1.0 | | | 793227 | < 0.010 | |
| 95.0 | 96.0 | 793228 | | 1.0 | | | 793228 | 0.056 | |

| from | to | sample # | type | width (m) | pyrite | chalcopy | pyrrhot | Au- gpt | description |
|---|---|---|---|---|---|---|---|---|---|
| 96.0 | 97.0 | 793229 | | 1.0 | | | 793229 | 0.371 | |
| 97.0 | 98.0 | 793230 | | 1.0 | | | 793230 | 12.7 | 96.9 - 100m Qtz-Carb Breccia; dark grey; 96.9-97.1 smoky qtz vein with strong 5-10% aspy/py/po min, low angle @20 dtca; reminder of breccia has 1-2% diss py/po min; sharp lower contact @45 dtca |
| 98.0 | 99.0 | 793231 | | 1.0 | | | 793231 | 0.079 | |
| 99.0 | 100.0 | 793232 | | 1.0 | | | 793232 | 0.324 | |
| 100.0 | 101.0 | 793233 | | 1.0 | | | 793233 | < 0.010 | 100 - 100.5m Mafic volc; massive; fine grained; sharp lower contact @45 dtca |
| | | 793234 | Std Low | | | | 793234 | 1.917 | 100.5 - 102.3m Qtz-Carb Breccia; white; minor light green chl alt? |
| 101.0 | 102.0 | 793235 | | 1.0 | | | 793235 | 0.035 | 102.3 - 106.7m Mafic Volc; weak silica alt; 6cm wide qtz-carb vein @106.5m; sharp lower contact @50 dtca |
| 102.0 | 103.0 | 793236 | | 1.0 | | | 793236 | < 0.010 | |
| 103.0 | 104.0 | 793237 | | 1.0 | | | 793237 | < 0.010 | |
| 104.0 | 105.0 | 793238 | | 1.0 | | | 793238 | < 0.010 | |
| 105.0 | 106.0 | 793239 | | 1.0 | | | 793239 | < 0.010 | |
| 106.0 | 107.0 | 793240 | | 1.0 | | | 793240 | 0.012 | |
| 107.0 | 108.0 | 793241 | | 1.0 | | | 793241 | 0.027 | 106.7 - 126.4m Qtz-Carb Breccia; colloform texture dark grey from 106.7-109; remainder white with minor light grey; marble like texture; weak wispy chl alt; 119.5-119.9m Mafic Volc, possible dyke? 121.3-121.7m dark grey interval with 2-3% threads of py; sharp lower contact @55 dtca |
| 108.0 | 109.0 | 793242 | | 1.0 | | | 793242 | 0.022 | |
| 109.0 | 110.0 | 793243 | | 1.0 | | | 793243 | 0.155 | |
| 110.0 | 111.0 | 793244 | | 1.0 | | | 793244 | < 0.010 | |
| 111.0 | 112.0 | 793245 | | 1.0 | | | 793245 | 0.022 | |
| 112.0 | 113.0 | 793246 | | 1.0 | | | 793246 | 0.046 | |
| 113.0 | 114.0 | 793247 | | 1.0 | | | 793247 | < 0.010 | |
| 114.0 | 115.0 | 793248 | | 1.0 | | | 793248 | 0.016 | |
| 115.0 | 116.0 | 793249 | | 1.0 | | | 793249 | < 0.010 | |
| 115.0 | 116.0 | 793250 | Duplicate | | | | 793250 | < 0.010 | |
| 116.0 | 117.0 | 793251 | | 1.0 | | | 793251 | < 0.010 | |
| 117.0 | 118.0 | 793252 | | 1.0 | | | 793252 | < 0.010 | |
| 118.0 | 119.0 | 793253 | | 1.0 | | | 793253 | < 0.010 | |
| 119.0 | 120.0 | 793254 | | 1.0 | | | 793254 | < 0.010 | |
| 120.0 | 121.0 | 793255 | | 1.0 | | | 793255 | < 0.010 | |
| 121.0 | 122.0 | 793256 | | 1.0 | | | 793256 | < 0.010 | |
| 122.0 | 123.0 | 793257 | | 1.0 | | | 793257 | < 0.010 | |
| 123.0 | 124.0 | 793258 | | 1.0 | | | 793258 | < 0.010 | |
| 124.0 | 125.0 | 793259 | | 1.0 | | | 793259 | < 0.010 | |
| 125.0 | 126.0 | 793260 | | 1.0 | | | 793260 | < 0.010 | |
| 126.0 | 127.0 | 793261 | | 1.0 | | | 793261 | < 0.010 | |
| 127.0 | 128.0 | 793262 | | 1.0 | | | 793262 | < 0.010 | 126.4 - 132m 60% Mafic Volc. And 40% Qtz-carb breccia; Qtz-carb breccia from 127.6-128.4 and 129-130.6m; sharp contacts with mafic volc |
| 128.0 | 129.0 | 793263 | | 1.0 | | | 793263 | 0.053 | |
| 129.0 | 130.0 | 793264 | | 1.0 | | | 793264 | < 0.010 | |

| from | to | sample # | type | width (m) | pyrite | chalcopy | pyrrhot | Au- gpt | description |
|---|---|---|---|---|---|---|---|---|---|
| 130.0 | 131.0 | 793265 | | 1.0 | | | 793265 | < 0.010 | |
| 131.0 | 132.0 | 793266 | | 1.0 | | | 793266 | 0.029 | |
| | | 793267 | Blank | | | | 793267 | < 0.010 | 132 - 143.7m Qtz-carb breccia; Light grey; strong chl alt as threads throughout the interval; colloform texture within carb; minor min of py/po as discrete threads and blebs |
| 132.0 | 133.0 | 793268 | | 1.0 | | | 793268 | < 0.010 | |
| 133.0 | 134.0 | 793269 | | 1.0 | | | 793269 | < 0.010 | |
| 134.0 | 135.0 | 793270 | | 1.0 | | | 793270 | < 0.010 | |
| 135.0 | 136.0 | 793271 | | 1.0 | | | 793271 | < 0.010 | |
| 136.0 | 137.0 | 793272 | | 1.0 | | | 793272 | < 0.010 | |
| 137.0 | 138.0 | 793273 | | 1.0 | | | 793273 | < 0.010 | |
| 138.0 | 139.0 | 793274 | | 1.0 | | | 793274 | < 0.010 | |
| 139.0 | 140.0 | 793275 | | 1.0 | | | 793275 | 0.037 | |
| 140.0 | 141.0 | 793276 | | 1.0 | | | 793276 | 0.013 | |
| 141.0 | 142.0 | 793277 | | 1.0 | | | 793277 | < 0.010 | |
| 142.0 | 143.0 | 793278 | | 1.0 | | | 793278 | 0.017 | |
| 143.0 | 144.0 | 793279 | | 1.0 | | | 793279 | 0.039 | 143.7 -146.3m Mafic dyke?; dark grey/brown; medium grained; massive; chilled upper and lower contact both @ 50 dtca |
| 144.0 | 145.0 | 793280 | | 1.0 | | | 793280 | < 0.010 | |
| 145.0 | 146.0 | 793281 | | 1.0 | | | 793281 | < 0.010 | |
| 146.0 | 147.0 | 793282 | | 1.0 | | | 793282 | 0.029 | |
| 147.0 | 148.0 | 793283 | | 1.0 | | | 793283 | 0.018 | 146.3 - 168.2m Qtz-Carb Breccia; varying colour light grey-light green marble like texture; white qtz from 149-149.4m; 2-3% threads of po w/ minor py from 147-149, 154.5-158.1, 163.3-163.5m; minor fuschite alt throughout interval; sharp lower contact @45 dtca |
| | | 793284 | Std High | | | | 793284 | 7.48 | |
| 148.0 | 149.0 | 793285 | | 1.0 | | | 793285 | < 0.010 | |
| 149.0 | 150.0 | 793286 | | 1.0 | | | 793286 | < 0.010 | |
| 150.0 | 151.0 | 793287 | | 1.0 | | | 793287 | < 0.010 | |
| 151.0 | 152.0 | 793288 | | 1.0 | | | 793288 | < 0.010 | |
| 152.0 | 153.0 | 793289 | | 1.0 | | | 793289 | < 0.010 | |
| 153.0 | 154.0 | 793290 | | 1.0 | | | 793290 | < 0.010 | |
| 154.0 | 155.0 | 793291 | | 1.0 | | | 793291 | < 0.010 | |
| 155.0 | 156.0 | 793292 | | 1.0 | | | 793292 | < 0.010 | |
| 156.0 | 157.0 | 793293 | | 1.0 | | | 793293 | 0.013 | |
| 157.0 | 158.0 | 793294 | | 1.0 | | | 793294 | 0.015 | |
| 158.0 | 159.0 | 793295 | | 1.0 | | | 793295 | < 0.010 | |
| 159.0 | 160.0 | 793296 | | 1.0 | | | 793296 | < 0.010 | |
| 160.0 | 161.0 | 793297 | | 1.0 | | | 793297 | < 0.010 | |
| 161.0 | 162.0 | 793298 | | 1.0 | | | 793298 | < 0.010 | |
| 162.0 | 163.0 | 793299 | | 1.0 | | | 793299 | < 0.010 | |
| 162.0 | 163.0 | 793300 | Duplicate | | | | 793300 | < 0.010 | |

| from | to | sample # | type | width (m) | pyrite | chalcopy | pyrrhot | Au- gpt | description |
|---|---|---|---|---|---|---|---|---|---|
| 163.0 | 164.0 | 793301 | | 1.0 | | | 793301 | < 0.010 | |
| 164.0 | 165.0 | 793302 | | 1.0 | | | 793302 | < 0.010 | |
| 165.0 | 166.0 | 793303 | | 1.0 | | | 793303 | < 0.010 | |
| 166.0 | 167.0 | 793304 | | 1.0 | | | 793304 | < 0.010 | |
| 167.0 | 168.0 | 793305 | | 1.0 | | | 793305 | < 0.010 | |
| 168.0 | 169.0 | 793306 | | 1.0 | | | 793306 | < 0.010 | |
| 169.0 | 170.0 | 793307 | | 1.0 | | | 793307 | 0.185 | 168.2 - 172.5m Mafic Volc; 30% intercalated qtz-carb breccia that has 5% threads of po min, intervals are <0.5m in width |
| 170.0 | 171.0 | 793308 | | 1.0 | | | 793308 | < 0.010 | |
| 171.0 | 172.0 | 793309 | | 1.0 | | | 793309 | 0.012 | |
| 172.0 | 173.0 | 793310 | | 1.0 | | | 793310 | < 0.010 | |
| 173.0 | 174.0 | 793311 | | 1.0 | | | 793311 | < 0.010 | 172.5 - 185.6m Qtz-carb Breccia; marble light and grey colour/texture; dark grey qtz 178.6-179.5; mineralization throughout but concentrated in intervals, 177.2-177.4m 15% blebs of py/po, 178.6-179.5 5% stringers of py and minor 1% fg aspy; 179.5-185.6m 2-3% stringers and diss of py with minor po, possible aspy min as vfg diss |
| 174.0 | 175.0 | 793312 | | 1.0 | | | 793312 | 0.015 | |
| 175.0 | 176.0 | 793313 | | 1.0 | | | 793313 | 0.499 | |
| 176.0 | 177.0 | 793314 | | 1.0 | | | 793314 | 0.026 | |
| 177.0 | 178.0 | 793315 | | 1.0 | | | 793315 | 0.02 | |
| 178.0 | 179.0 | 793316 | | 1.0 | | | 793316 | 0.011 | |
| | | 793317 | Blank | | | | 793317 | < 0.010 | |
| 179.0 | 180.0 | 793318 | | 1.0 | | | 793318 | < 0.010 | |
| 180.0 | 181.0 | 793319 | | 1.0 | | | 793319 | < 0.010 | |
| 181.0 | 182.0 | 793320 | | 1.0 | | | 793320 | < 0.010 | |
| 182.0 | 183.0 | 793321 | | 1.0 | | | 793321 | 0.047 | |
| 183.0 | 184.0 | 793322 | | 1.0 | | | 793322 | 0.05 | |
| 184.0 | 185.0 | 793323 | | 1.0 | | | 793323 | 0.042 | |
| 185.0 | 186.0 | 793324 | | 1.0 | | | 793324 | 92.6 | |
| 186.0 | 187.0 | 793325 | | 1.0 | | | 793325 | 0.152 | 185.6 - 186.9m Mafic Volc; dark grey; very weak fol at 50 dtca |
| 187.0 | 188.0 | 793326 | | 1.0 | | | 793326 | 0.23 | 186.9 - 206.6m Qtz-Carb Breccia; mostly qtz with <10% carb patches from 199-200m; smoky qtz from 188.7-193.5m; 2-3% py/po min (diss and stringers) throughout with stronger % from 187.8-193.5m @5-8% stringers and possible vfg <1% diss aspy; smoky qtz from 201.7-203.4m with 1-2% vfg diss aspy, 1% fg diss py; intermed mafic dyke from 203.4-204.4m |
| 188.0 | 189.0 | 793327 | | 1.0 | | | 793327 | 0.031 | |
| 189.0 | 190.0 | 793328 | | 1.0 | | | 793328 | 0.056 | |
| 190.0 | 191.0 | 793329 | | 1.0 | | | 793329 | 0.125 | |
| 191.0 | 192.0 | 793330 | | 1.0 | | | 793330 | 0.962 | |
| 192.0 | 193.0 | 793331 | | 1.0 | | | 793331 | 0.17 | |
| 193.0 | 194.0 | 793332 | | 1.0 | | | 793332 | 3.34 | |
| 194.0 | 195.0 | 793333 | | 1.0 | | | 793333 | 0.056 | |
| | | 793334 | Std Low | 1.0 | | | 793334 | 2.001 | |
| 195.0 | 196.0 | 793335 | | | | | 793335 | 0.03 | |
| 196.0 | 197.0 | 793336 | | 1.0 | | | 793336 | 4.538 | |

| from | to | sample # | type | width (m) | pyrite | chalcopy | pyrrhot | Au- gpt | description |
|---|---|---|---|---|---|---|---|---|---|
| 197.0 | 198.0 | 793337 | | 1.0 | | | 793337 | 1.004 | |
| 198.0 | 199.0 | 793338 | | 1.0 | | | 793338 | 3.832 | |
| 199.0 | 200.0 | 793339 | | 1.0 | | | 793339 | 0.26 | |
| 200.0 | 201.0 | 793340 | | 1.0 | | | 793340 | 6.4 | |
| 201.0 | 202.0 | 793341 | | 1.0 | | | 793341 | 2.323 | |
| 202.0 | 203.0 | 793342 | | 1.0 | | | 793342 | 0.073 | |
| 203.0 | 204.0 | 793343 | | 1.0 | | | 793343 | 0.047 | |
| 204.0 | 205.0 | 793344 | | 1.0 | | | 793344 | 0.012 | |
| 205.0 | 206.0 | 793345 | | 1.0 | | | 793345 | < 0.010 | |
| 206.0 | 207.0 | 793346 | | 1.0 | | | 793346 | < 0.010 | |
| 207.0 | 208.0 | 793347 | | 1.0 | | | 793347 | < 0.010 | 206.6 - 208.7m Intermed mafic dyke; light grey; massive; medium grained; two large 8cm wide xenoliths at 208.4m with sharp contacts; Sharp lower and upper contacts @55 dtca |
| 208.0 | 209.0 | 793348 | | 1.0 | | | 793348 | 0.048 | |
| 209.0 | 210.0 | 793349 | | 1.0 | | | 793349 | < 0.010 | 208.7 - 220.6m Qtz-carb Breccia; Mostly smoky grey qtz with one interval from 214.8-216.2m of light green qtz due to fuschite or chl alt; 5% carb alt; 212.2-213.1m intermed mafic volc; strong 2-3% min of py/po occurring as blebs and stringers with minor fg aspy associated with smoky qtz; sharp lower contact @55 dtca |
| 209.0 | 210.0 | 793350 | Duplicate | | | | 793350 | < 0.010 | |
| 210.0 | 211.0 | 793351 | | 1.0 | | | 793351 | 0.226 | |
| 211.0 | 212.0 | 793352 | | 1.0 | | | 793352 | 0.107 | |
| 212.0 | 213.0 | 793353 | | 1.0 | | | 793353 | 0.079 | |
| 213.0 | 214.0 | 793354 | | 1.0 | | | 793354 | 0.073 | |
| 214.0 | 215.0 | 793355 | | 1.0 | | | 793355 | 0.104 | |
| 215.0 | 216.0 | 793356 | | 1.0 | | | 793356 | < 0.010 | |
| 216.0 | 217.0 | 793357 | | 1.0 | | | 793357 | < 0.010 | |
| 217.0 | 218.0 | 793358 | | 1.0 | | | 793358 | < 0.010 | |
| 218.0 | 219.0 | 793359 | | 1.0 | | | 793359 | < 0.010 | |
| 219.0 | 220.0 | 793360 | | 1.0 | | | 793360 | 0.037 | |
| 220.0 | 221.0 | 793361 | | 1.0 | | | 793361 | 0.347 | |
| 221.0 | 222.0 | 793362 | | 1.0 | | | 793362 | 0.028 | 220.6 - 258.1m Amygdaloidal Mafic Volc with 5% 1-3mm size cc phenocrysts; 220.6-221.5m intermed mafic volc with no pheno; massive but with minor intervals of weak fol @45 dtca; 1-2% minor background tension veinlets infilled with carb and cross cutting foliation; 245-250m no white pheno; sharp lower contact @45 dtca |
| 222.0 | 223.0 | 793363 | | 1.0 | | | 793363 | 0.021 | |
| 223.0 | 224.0 | 793364 | | 1.0 | | | 793364 | < 0.010 | |
| 224.0 | 225.0 | 793365 | | 1.0 | | | 793365 | 0.018 | |
| 225.0 | 226.0 | 793366 | | 1.0 | | | 793366 | < 0.010 | |
| | | 793367 | Blank | | | | 793367 | < 0.010 | |
| 226.0 | 227.0 | 793368 | | 1.0 | | | 793368 | 0.144 | |
| 227.0 | 228.0 | 793369 | | 1.0 | | | 793369 | 0.029 | |
| 228.0 | 229.0 | 793370 | | 1.0 | | | 793370 | 0.025 | |
| 229.0 | 230.0 | 793371 | | 1.0 | | | 793371 | 0.012 | |
| 230.0 | 231.0 | 793372 | | 1.0 | | | 793372 | 0.023 | |

| from | to | sample # | type | width (m) | pyrite | chalcopy | pyrrhot | Au- gpt | description |
|---|---|---|---|---|---|---|---|---|---|
| 231.0 | 232.0 | 793373 | | 1.0 | | | 793373 | 0.011 | |
| 232.0 | 233.0 | 793374 | | 1.0 | | | 793374 | 0.01 | |
| 233.0 | 234.0 | 793375 | | 1.0 | | | 793375 | 0.03 | |
| 234.0 | 235.0 | 793376 | | 1.0 | | | 793376 | 0.012 | |
| 235.0 | 236.0 | 793377 | | 1.0 | | | 793377 | < 0.010 | |
| 236.0 | 237.0 | 793378 | | 1.0 | | | 793378 | 0.271 | |
| 237.0 | 238.0 | 793379 | | 1.0 | | | 793379 | 0.147 | |
| 238.0 | 239.0 | 793380 | | 1.0 | | | 793380 | 0.021 | |
| 239.0 | 240.0 | 793381 | | 1.0 | | | 793381 | 0.035 | |
| 240.0 | 241.0 | 793382 | | 1.0 | | | 793382 | 0.02 | |
| 241.0 | 242.0 | 793383 | | 1.0 | | | 793383 | 0.029 | |
| | | 793384 | Std High | | | | 793384 | 7.51 | |
| 242.0 | 243.0 | 793385 | | 1.0 | | | 793385 | 0.019 | |
| 243.0 | 244.0 | 793386 | | 1.0 | | | 793386 | 0.071 | |
| 244.0 | 245.0 | 793387 | | 1.0 | | | 793387 | 0.064 | |
| 245.0 | 246.0 | 793388 | | 1.0 | | | 793388 | < 0.010 | |
| 246.0 | 247.0 | 793389 | | 1.0 | | | 793389 | 0.017 | |
| 247.0 | 248.0 | 793390 | | 1.0 | | | 793390 | 0.089 | |
| 248.0 | 249.0 | 793391 | | 1.0 | | | 793391 | 0.05 | |
| 249.0 | 250.0 | 793392 | | 1.0 | | | 793392 | 0.01 | |
| 250.0 | 251.0 | 793393 | | 1.0 | | | 793393 | 0.011 | |
| 251.0 | 252.0 | 793394 | | 1.0 | | | 793394 | 0.016 | |
| 252.0 | 253.0 | 793395 | | 1.0 | | | 793395 | < 0.010 | |
| 253.0 | 254.0 | 793396 | | 1.0 | | | 793396 | < 0.010 | |
| 254.0 | 255.0 | 793397 | | 1.0 | | | 793397 | 0.046 | |
| 255.0 | 256.0 | 793398 | | 1.0 | | | 793398 | 0.012 | |
| 256.0 | 257.0 | 793399 | | 1.0 | | | 793399 | < 0.010 | |
| 256.0 | 257.0 | 793400 | Duplicate | | | | 793400 | < 0.010 | |
| 257.0 | 258.0 | 793401 | | 1.0 | | | 793401 | < 0.010 | |
| 258.0 | 259.0 | 793402 | | 1.0 | | | 793402 | 0.012 | 258.1 - 271.7m Intermed Mafic Volc to felsic volc; very strong silica alt; light grey/tan colour; possible tuff?; weak foliation @50 dtca; gradational and undefined lower contact |
| 259.0 | 260.0 | 793403 | | 1.0 | | | 793403 | 0.06 | |
| 260.0 | 261.0 | 793404 | | 1.0 | | | 793404 | < 0.010 | |
| 261.0 | 262.0 | 793405 | | 1.0 | | | 793405 | < 0.010 | |
| 262.0 | 263.0 | 793406 | | 1.0 | | | 793406 | 0.25 | |
| 263.0 | 264.0 | 793407 | | 1.0 | | | 793407 | < 0.010 | |
| 264.0 | 265.0 | 793408 | | 1.0 | | | 793408 | 0.018 | |

| from | to | sample # | type | width (m) | pyrite | chalcopy | pyrrhot | Au- gpt | description |
|---|---|---|---|---|---|---|---|---|---|
| 265.0 | 266.0 | 793409 | | 1.0 | | | 793409 | < 0.010 | |
| 266.0 | 267.0 | 793410 | | 1.0 | | | 793410 | < 0.010 | |
| 267.0 | 268.0 | 793411 | | 1.0 | | | 793411 | < 0.010 | |
| 268.0 | 269.0 | 793412 | | 1.0 | | | 793412 | 0.014 | |
| 269.0 | 270.0 | 793413 | | 1.0 | | | 793413 | < 0.010 | |
| 270.0 | 271.0 | 793414 | | 1.0 | | | 793414 | < 0.010 | |
| 271.0 | 272.0 | 793415 | | 1.0 | | | 793415 | < 0.010 | |
| 272.0 | 273.0 | 793416 | | 1.0 | | | 793416 | < 0.010 | 271.7 - 274.8m Mafic Volc. Tuff? Dark grey; medium grained; massive; gradational lower contact |
| | | 793417 | Blank | | | | 793417 | < 0.010 | |
| 273.0 | 274.0 | 793418 | | 1.0 | | | 793418 | 0.052 | |
| 274.0 | 275.0 | 793419 | | 1.0 | | | 793419 | < 0.010 | |
| 275.0 | 276.0 | 793420 | | 1.0 | | | 793420 | 0.02 | 274.8 - 283.4m intermed mafic volc; strong silica alt; medium grained; 277.1-278.8m smoky qtz with no min; sharp lower contact @40 dtca |
| 276.0 | 277.0 | 793421 | | 1.0 | | | 793421 | < 0.010 | |
| 277.0 | 278.0 | 793422 | | 1.0 | | | 793422 | < 0.010 | |
| 278.0 | 279.0 | 793423 | | 1.0 | | | 793423 | < 0.010 | |
| 279.0 | 280.0 | 793424 | | 1.0 | | | 793424 | < 0.010 | |
| 280.0 | 281.0 | 793425 | | 1.0 | | | 793425 | < 0.010 | |
| 281.0 | 282.0 | 793426 | | 1.0 | | | 793426 | < 0.010 | |
| 282.0 | 283.0 | 793427 | | 1.0 | | | 793427 | < 0.010 | |
| 283.0 | 284.0 | 793428 | | 1.0 | | | 793428 | < 0.010 | |
| 284.0 | 285.0 | 793429 | | 1.0 | | | 793429 | < 0.010 | 283.4 - 284.9m Qtz vein; light green/grey; strong fuschite alt; strong fol @45; sharp lower contact @45 dtca |
| 285.0 | 286.0 | 793430 | | 1.0 | | | 793430 | 0.015 | |
| 286.0 | 287.0 | 793431 | | 1.0 | | | 793431 | 0.012 | 284.9 - 327m Mafic Volc; varying degrees of patchy silica alt from weak to stong; fine grained to medium grained due to recrystallisation; moderate foliation @45 dtca; 306-307.2m 70% Qtz vein, white, no min, vein is undulating through core; 208.3m smoky 8cm wide min vein with 2-3% py/po stringers; 308.5-308.7m white bull Qtz vein; 309.3-309.7m bull white Qtz vein |
| 287.0 | 288.0 | 793432 | | 1.0 | | | 793432 | 0.011 | |
| 288.0 | 289.0 | 793433 | | 1.0 | | | 793433 | < 0.010 | |
| | | 793434 | Std Low | | | | 793434 | 2.124 | |
| 289.0 | 290.0 | 793435 | | 1.0 | | | 793435 | < 0.010 | |
| 290.0 | 291.0 | 793436 | | 1.0 | | | 793436 | < 0.010 | |
| 291.0 | 292.0 | 793437 | | 1.0 | | | 793437 | 0.01 | |
| 292.0 | 293.0 | 793438 | | 1.0 | | | 793438 | < 0.010 | |
| 293.0 | 294.0 | 793439 | | 1.0 | | | 793439 | < 0.010 | |
| 294.0 | 295.0 | 793440 | | 1.0 | | | 793440 | < 0.010 | |
| 295.0 | 296.0 | 793441 | | 1.0 | | | 793441 | < 0.010 | |
| 296.0 | 297.0 | 793442 | | 1.0 | | | 793442 | < 0.010 | |
| 297.0 | 298.0 | 793443 | | 1.0 | | | 793443 | < 0.010 | |
| 298.0 | 299.0 | 793444 | | 1.0 | | | 793444 | < 0.010 | |

| from | to | sample # | type | width (m) | pyrite | chalcopy | pyrrhot | Au- gpt | description |
|---|---|---|---|---|---|---|---|---|---|
| 299.0 | 300.0 | 793445 | | 1.0 | | | 793445 | < 0.010 | |
| 300.0 | 301.0 | 793446 | | 1.0 | | | 793446 | 0.011 | |
| 301.0 | 302.0 | 793447 | | 1.0 | | | 793447 | 0.022 | |
| 302.0 | 303.0 | 793448 | | 1.0 | | | 793448 | < 0.010 | |
| 303.0 | 304.0 | 793449 | | 1.0 | | | 793449 | < 0.010 | |
| 303.0 | 304.0 | 793450 | Dupicate | | | | 793450 | < 0.010 | |
| 304.0 | 305.0 | 793451 | | 1.0 | | | 793451 | < 0.010 | |
| 305.0 | 306.0 | 793452 | | 1.0 | | | 793452 | < 0.010 | |
| 306.0 | 307.0 | 793453 | | 1.0 | | | 793453 | < 0.010 | |
| 307.0 | 308.0 | 793454 | | 1.0 | | | 793454 | 0.01 | |
| 308.0 | 309.0 | 793455 | | 1.0 | | | 793455 | 0.012 | |
| 309.0 | 310.0 | 793456 | | 1.0 | | | 793456 | < 0.010 | |
| 310.0 | 311.0 | 793457 | | 1.0 | | | 793457 | < 0.010 | |
| 311.0 | 312.0 | 793458 | | 1.0 | | | 793458 | 0.152 | |
| 312.0 | 313.0 | 793459 | | 1.0 | | | 793459 | 0.012 | |
| 313.0 | 314.0 | 793460 | | 1.0 | | | 793460 | < 0.010 | |
| 314.0 | 315.0 | 793461 | | 1.0 | | | 793461 | < 0.010 | |
| 315.0 | 316.0 | 793462 | | 1.0 | | | 793462 | < 0.010 | |
| 316.0 | 317.0 | 793463 | | 1.0 | | | 793463 | < 0.010 | |
| 317.0 | 318.0 | 793464 | | 1.0 | | | 793464 | < 0.010 | |
| 318.0 | 319.0 | 793465 | | 1.0 | | | 793465 | < 0.010 | |
| 319.0 | 320.0 | 793466 | | 1.0 | | | 793466 | < 0.010 | |
| | | 793467 | Blank | | | | 793467 | < 0.010 | |
| 320.0 | 321.0 | 793468 | | 1.0 | | | 793468 | < 0.010 | |
| 321.0 | 322.0 | 793469 | | 1.0 | | | 793469 | < 0.010 | |
| 322.0 | 323.0 | 793470 | | 1.0 | | | 793470 | < 0.010 | |
| 323.0 | 324.0 | 793471 | | 1.0 | | | 793471 | < 0.010 | |
| 324.0 | 325.0 | 793472 | | 1.0 | | | 793472 | < 0.010 | |
| 325.0 | 326.0 | 793473 | | 1.0 | | | 793473 | < 0.010 | |
| 326.0 | 327.0 | 793474 | | 1.0 | | | 793474 | < 0.010 | |
| 327.0 | 328.0 | 793475 | | 1.0 | | | 793475 | < 0.010 | 327 - 381m Mafic Volc with minor intervals of intermed volc; black and dark grey; fine grained; weak to mod fol @50 dtca; weak to mod silica alt throughout with patches of stronger alt; 338m smoky qtz-carb vein @ low angle to core <10 dtca; 361-381m 10% patches of carb alt |
| 328.0 | 329.0 | 793476 | | 1.0 | | | 793476 | < 0.010 | |
| 329.0 | 330.0 | 793477 | | 1.0 | | | 793477 | < 0.010 | |
| 330.0 | 331.0 | 793478 | | 1.0 | | | 793478 | < 0.010 | |
| 331.0 | 332.0 | 793479 | | 1.0 | | | 793479 | 0.018 | |
| 332.0 | 333.0 | 793480 | | 1.0 | | | 793480 | < 0.010 | |

| from | to | sample # | type | width (m) | pyrite | chalcopy | pyrrhot | Au- gpt | description |
|---|---|---|---|---|---|---|---|---|---|
| 333.0 | 334.0 | 793481 | | 1.0 | | | 793481 | < 0.010 | |
| 334.0 | 335.0 | 793482 | | 1.0 | | | 793482 | < 0.010 | |
| 335.0 | 336.0 | 793483 | | 1.0 | | | 793483 | 1.384 | |
| | | 793484 | Std High | | | | 793484 | 6.16 | |
| 336.0 | 337.0 | 793485 | | 1.0 | | | 793485 | 0.13 | |
| 337.0 | 338.0 | 793486 | | 1.0 | | | 793486 | < 0.010 | |
| 338.0 | 339.0 | 793487 | | 1.0 | | | 793487 | < 0.010 | |
| 339.0 | 340.0 | 793488 | | 1.0 | | | 793488 | < 0.010 | |
| 340.0 | 341.0 | 793489 | | 1.0 | | | 793489 | 0.015 | |
| 341.0 | 342.0 | 793490 | | 1.0 | | | 793490 | 0.011 | |
| 342.0 | 343.0 | 793491 | | 1.0 | | | 793491 | 0.066 | |
| 343.0 | 344.0 | 793492 | | 1.0 | | | 793492 | < 0.010 | |
| 344.0 | 345.0 | 793493 | | 1.0 | | | 793493 | 0.014 | |
| 345.0 | 346.0 | 793494 | | 1.0 | | | 793494 | < 0.010 | |
| 346.0 | 347.0 | 793495 | | 1.0 | | | 793495 | 0.014 | |
| 347.0 | 348.0 | 793496 | | 1.0 | | | 793496 | 0.016 | |
| 348.0 | 349.0 | 793497 | | 1.0 | | | 793497 | 0.02 | |
| 349.0 | 350.0 | 793498 | | 1.0 | | | 793498 | < 0.010 | |
| 350.0 | 351.0 | 793499 | | 1.0 | | | 793499 | < 0.010 | |
| 350.0 | 351.0 | 793500 | Dupicate | | | | 793500 | < 0.010 | |
| 351.0 | 352.0 | 793501 | | 1.0 | | | 793501 | < 0.010 | |
| 352.0 | 353.0 | 793502 | | 1.0 | | | 793502 | < 0.010 | |
| 353.0 | 354.0 | 793503 | | 1.0 | | | 793503 | 0.023 | |
| 354.0 | 355.0 | 793504 | | 1.0 | | | 793504 | 0.03 | |
| 355.0 | 356.0 | 793505 | | 1.0 | | | 793505 | < 0.010 | |
| 356.0 | 357.0 | 793506 | | 1.0 | | | 793506 | < 0.010 | |
| 357.0 | 358.0 | 793507 | | 1.0 | | | 793507 | 0.049 | |
| 358.0 | 359.0 | 793508 | | 1.0 | | | 793508 | 0.182 | |
| 359.0 | 360.0 | 793509 | | 1.0 | | | 793509 | 0.04 | |
| 360.0 | 361.0 | 793510 | | 1.0 | | | 793510 | < 0.010 | |
| 361.0 | 362.0 | 793511 | | 1.0 | | | 793511 | < 0.010 | |
| 362.0 | 363.0 | 793512 | | 1.0 | | | 793512 | < 0.010 | |
| 363.0 | 364.0 | 793513 | | 1.0 | | | 793513 | < 0.010 | |
| 364.0 | 365.0 | 793514 | | 1.0 | | | 793514 | < 0.010 | |
| 365.0 | 366.0 | 793515 | | 1.0 | | | 793515 | < 0.010 | |
| 366.0 | 367.0 | 793516 | | 1.0 | | | 793516 | < 0.010 | |

| from | to | sample # | type | width (m) | pyrite | chalcopy | pyrrhot | Au- gpt | description |
|---|---|---|---|---|---|---|---|---|---|
| | | 793517 | Blank | | | | 793517 | < 0.010 | |
| 367.0 | 368.0 | 793518 | | 1.0 | | | 793518 | 0.248 | |
| 368.0 | 369.0 | 793519 | | 1.0 | | | 793519 | < 0.010 | |
| 369.0 | 370.0 | 793520 | | 1.0 | | | 793520 | < 0.010 | |
| 370.0 | 371.0 | 793521 | | 1.0 | | | 793521 | < 0.010 | |
| 371.0 | 372.0 | 793522 | | 1.0 | | | 793522 | < 0.010 | |
| 372.0 | 373.0 | 793523 | | 1.0 | | | 793523 | < 0.010 | |
| 373.0 | 374.0 | 793524 | | 1.0 | | | 793524 | < 0.010 | |
| 374.0 | 375.0 | 793525 | | 1.0 | | | 793525 | < 0.010 | |
| 375.0 | 376.0 | 793526 | | 1.0 | | | 793526 | < 0.010 | |
| 376.0 | 377.0 | 793527 | | 1.0 | | | 793527 | < 0.010 | |
| 377.0 | 378.0 | 793528 | | 1.0 | | | 793528 | 1.391 | |
| 378.0 | 379.0 | 793529 | | 1.0 | | | 793529 | < 0.010 | |
| 379.0 | 380.0 | 793530 | | 1.0 | | | 793530 | 0.02 | |
| 380.0 | 381.0 | 793531 | | 1.0 | | | 793531 | 0.051 | |
| 381.0 | 382.0 | 793532 | | 1.0 | | | 793532 | 0.013 | 381 - 426m Mafic Volc; dark grey; massive with very weak foliation @45 dtca; fine grained; 2-3% 1-3mm rounded light red garnet crystals diss throughout interval; 383.5 narrow breccia fault @50 dtca; texture from 400-426m is more volc-clastic with weak breccia of the mafic volc and carb clasts; 418.8m fault zone with re-healed breccia @50 dtca; EOH @426m |
| 382.0 | 383.0 | 793533 | | 1.0 | | | 793533 | 0.028 | |
| | | 793534 | Std Low | | | | 793534 | 1.904 | |
| 383.0 | 384.0 | 793535 | | 1.0 | | | 793535 | 0.018 | |
| 384.0 | 385.0 | 793536 | | 1.0 | | | 793536 | 0.015 | |
| 385.0 | 386.0 | 793537 | | 1.0 | | | 793537 | 0.087 | |
| 386.0 | 387.0 | 793538 | | 1.0 | | | 793538 | 0.024 | |
| 387.0 | 388.0 | 793539 | | 1.0 | | | 793539 | 0.019 | |
| 388.0 | 389.0 | 793540 | | 1.0 | | | 793540 | 0.025 | |
| 389.0 | 390.0 | 793541 | | 1.0 | | | 793541 | < 0.010 | |
| 390.0 | 391.0 | 793542 | | 1.0 | | | 793542 | 0.044 | |
| 391.0 | 392.0 | 793543 | | 1.0 | | | 793543 | < 0.010 | |
| 392.0 | 393.0 | 793544 | | 1.0 | | | 793544 | 0.197 | |
| 393.0 | 394.0 | 793545 | | 1.0 | | | 793545 | 0.437 | |
| 394.0 | 395.0 | 793546 | | 1.0 | | | 793546 | < 0.010 | |
| 395.0 | 396.0 | 793547 | | 1.0 | | | 793547 | 0.015 | |
| 396.0 | 397.0 | 793548 | | 1.0 | | | 793548 | < 0.010 | |
| 397.0 | 398.0 | 793549 | | 1.0 | | | 793549 | 0.017 | |
| 397.0 | 398.0 | 793550 | Duplicate | | | | 793550 | 0.02 | |
| 398.0 | 399.0 | 793551 | | 1.0 | | | 793551 | < 0.010 | |
| 399.0 | 400.0 | 793552 | | 1.0 | | | 793552 | 0.011 | |

| from | to | sample # | type | width (m) | pyrite | chalcopy | pyrrhot | Au- gpt | description |
|---|---|---|---|---|---|---|---|---|---|
| 400.0 | 401.0 | 793553 | | 1.0 | | | 793553 | 0.088 | |
| 401.0 | 402.0 | 793554 | | 1.0 | | | 793554 | 0.015 | |
| 402.0 | 403.0 | 793555 | | 1.0 | | | 793555 | < 0.010 | |
| 403.0 | 404.0 | 793556 | | 1.0 | | | 793556 | < 0.010 | |
| 404.0 | 405.0 | 793557 | | 1.0 | | | 793557 | 0.032 | |
| 405.0 | 406.0 | 793558 | | 1.0 | | | 793558 | 0.198 | |
| 406.0 | 407.0 | 793559 | | 1.0 | | | 793559 | < 0.010 | |
| 407.0 | 408.0 | 793560 | | 1.0 | | | 793560 | 0.013 | |
| 408.0 | 409.0 | 793561 | | 1.0 | | | 793561 | < 0.010 | |
| 409.0 | 410.0 | 793562 | | 1.0 | | | 793562 | 0.013 | |
| 410.0 | 411.0 | 793563 | | 1.0 | | | 793563 | < 0.010 | |
| 411.0 | 412.0 | 793564 | | 1.0 | | | 793564 | < 0.010 | |
| 412.0 | 413.0 | 793565 | | 1.0 | | | 793565 | < 0.010 | |
| 413.0 | 414.0 | 793566 | | 1.0 | | | 793566 | < 0.010 | |
| | | 793567 | Blank | | | | 793567 | < 0.010 | |
| 414.0 | 415.0 | 793568 | | 1.0 | | | 793568 | < 0.010 | |
| 415.0 | 416.0 | 793569 | | 1.0 | | | 793569 | 0.012 | |
| 416.0 | 417.0 | 793570 | | 1.0 | | | 793570 | 0.013 | |
| 417.0 | 418.0 | 793571 | | 1.0 | | | 793571 | 0.014 | |
| 418.0 | 419.0 | 793572 | | 1.0 | | | 793572 | 0.011 | |
| 419.0 | 420.0 | 793573 | | 1.0 | | | 793573 | 0.078 | |
| 420.0 | 421.0 | 793574 | | 1.0 | | | 793574 | 0.049 | |
| 421.0 | 422.0 | 793575 | | 1.0 | | | 793575 | < 0.010 | |
| 422.0 | 423.0 | 793576 | | 1.0 | | | 793576 | 0.01 | |
| 423.0 | 424.0 | 793577 | | 1.0 | | | 793577 | < 0.010 | |
| 424.0 | 425.0 | 793578 | | 1.0 | | | 793578 | 0.015 | |
| 425.0 | 426.0 | 793579 | | 1.0 | | | 793579 | 1.518 | |
| EOH | | | | | | | | | |

| | | | | | | |
|---|---|---|---|---|---|---|
| Province/Territory | Ontario | West Red Lake Gold Mines | | | | RLG-13-04 |
| PROJECT | Rowan Lake | | | | Grid Co ordinates (UTM) GPS (handheld) | |
| CLAIM No. | | Drill Start Date | 10-Feb-13 | | X | 422174.4 |
| | | Drill Finish Date | 16-Feb-13 | | Y | 5658124.1 |
| Logged By: | Matt Long | | Az. | Incl. | Z | 364 |
| Date: | Feb. 11/2013 | Collar | 180.0 | -65.0 | Drill Company: Chibougamau | |
| Datum | NAD 83 | | Casing | 24m | Length | 600.00 |
| zone | 15 N | | | | | |
| Core Size: NQ | | | | | | |
| Core Storage: Mt Jamie | | | | | | |

## Downhole Survey

| DEPTH | | DIP | | AZIMUTH | | Mag | Survey Type |
|---|---|---|---|---|---|---|---|
| 30 | | 65.1 | | 177.1 | | 57497 | Reflex EZ shot |
| 81 | | 64.6 | | 181.2 | | 56995 | |
| 138 | | 63.9 | | 181.3 | | 55782 | |
| 189 | | 63.2 | | 180.8 | | 56082 | |
| 240 | | 62.9 | | 181.4 | | 56609 | |
| 291 | | 62.8 | | 181.9 | | 56014 | |
| 348 | | 60.5 | | 183.6 | | 56203 | |
| 399 | | 60 | | 182.8 | | 56253 | |
| 450 | | 59.8 | | 183.5 | | 56432 | |
| 501 | | 59.8 | | 183.8 | | 56187 | |
| 552 | | 58.3 | | 185.8 | | 56439 | |
| 600 | | 58 | | 185.2 | | 56005 | |

| from | to | sample # | type | width(m) | pyrite | cpy | pyrrhot | Au- gpt | description |
|---|---|---|---|---|---|---|---|---|---|
| 0.0 | 24.0 | | | | | | | | Casing |
| 24.0 | 25.0 | 793580 | | 1.0 | | | | < 0.010 | 24 - 51m Intermed Mafic Volc; light grey; fine grained; weak to mod silica alt; 1-2% 1-5mm white carb veins; weak foliation at 40 dtca; undefined lower contact |
| 25.0 | 26.0 | 793581 | | 1.0 | | | | 0.014 | |
| 26.0 | 27.0 | 793582 | | 1.0 | | | | 0.01 | |
| 27.0 | 28.0 | 793583 | | 1.0 | | | | < 0.010 | |
| | | 793584 | Stand High | | | | | 7.61 | |
| 28.0 | 29.0 | 793585 | | 1.0 | | | | < 0.010 | |
| 29.0 | 30.0 | 793586 | | 1.0 | | | | < 0.010 | |
| 30.0 | 31.0 | 793587 | | 1.0 | | | | 0.012 | |
| 31.0 | 32.0 | 793588 | | 1.0 | | | | < 0.010 | |
| 32.0 | 33.0 | 793589 | | 1.0 | | | | < 0.010 | |
| 33.0 | 34.0 | 793590 | | 1.0 | | | | < 0.010 | |
| 34.0 | 35.0 | 793591 | | 1.0 | | | | < 0.010 | |
| 35.0 | 36.0 | 793592 | | 1.0 | | | | 0.012 | |
| 36.0 | 37.0 | 793593 | | 1.0 | | | | 0.01 | |
| 37.0 | 38.0 | 793594 | | 1.0 | | | | < 0.010 | |
| 38.0 | 39.0 | 793595 | | 1.0 | | | | 0.032 | |
| 39.0 | 40.0 | 793596 | | 1.0 | | | | < 0.010 | |
| 40.0 | 41.0 | 793597 | | 1.0 | | | | < 0.010 | |
| 41.0 | 42.0 | 793598 | | 1.0 | | | | < 0.010 | |
| 42.0 | 43.0 | 793599 | | 1.0 | | | | < 0.010 | |
| 42.0 | 43.0 | 793600 | Duplicate | | | | | < 0.010 | |
| 43.0 | 44.0 | 793601 | | 1.0 | | | | < 0.010 | |
| 44.0 | 45.0 | 793602 | | 1.0 | | | | < 0.010 | |
| 45.0 | 46.0 | 793603 | | 1.0 | | | | < 0.010 | |
| 46.0 | 47.0 | 793604 | | 1.0 | | | | < 0.010 | |
| 47.0 | 48.0 | 793605 | | 1.0 | | | | < 0.010 | |
| 48.0 | 49.0 | 793606 | | 1.0 | | | | < 0.010 | |
| 49.0 | 50.0 | 793607 | | 1.0 | | | | < 0.010 | |
| 50.0 | 51.0 | 793608 | | 1.0 | | | | 0.065 | |
| 51.0 | 52.0 | 793609 | | 1.0 | | | | 0.305 | 51 - 70.6m Mafic Volc tuff?; medium grained; when visible strong foliation at 45 dtca; <1% qtz-carb background tension veinlets generally parallel to foliation; Sharp lower contact @50 dtca |
| 52.0 | 53.0 | 793610 | | 1.0 | | | | 0.063 | |
| 53.0 | 54.0 | 793611 | | 1.0 | | | | 0.095 | |
| 54.0 | 55.0 | 793612 | | 1.0 | | | | < 0.010 | |
| 55.0 | 56.0 | 793613 | | 1.0 | | | | 0.076 | |
| 56.0 | 57.0 | 793614 | | 1.0 | | | | < 0.010 | |

| from | to | sample # | type | width(m) | pyrite | cpy | pyrrhot | Au- gpt | description |
|---|---|---|---|---|---|---|---|---|---|
| 57.0 | 58.0 | 793615 | | 1.0 | | | | < 0.010 | |
| 58.0 | 59.0 | 793616 | | 1.0 | | | | < 0.010 | |
| | | 793617 | Blank | | | | | < 0.010 | |
| 59.0 | 60.0 | 793618 | | 1.0 | | | | < 0.010 | |
| 60.0 | 61.0 | 793619 | | 1.0 | | | | < 0.010 | |
| 61.0 | 62.0 | 793620 | | 1.0 | | | | 0.019 | |
| 62.0 | 63.0 | 793621 | | 1.0 | | | | 0.022 | |
| 63.0 | 64.0 | 793622 | | 1.0 | | | | 0.029 | |
| 64.0 | 65.0 | 793623 | | 1.0 | | | | < 0.010 | |
| 65.0 | 66.0 | 793624 | | 1.0 | | | | 0.012 | |
| 66.0 | 67.0 | 793625 | | 1.0 | | | | 0.028 | |
| 67.0 | 68.0 | 793626 | | 1.0 | | | | < 0.010 | |
| 68.0 | 69.0 | 793627 | | 1.0 | | | | 0.039 | |
| 69.0 | 70.0 | 793628 | | 1.0 | | | | 0.012 | |
| 70.0 | 71.0 | 793629 | | 1.0 | | | | 0.031 | |
| 71.0 | 72.0 | 793630 | | 1.0 | | | | 0.019 | 70.6 - 83.8m Iron Formation; silica/chert rich IF; weak banding in discrete intervals; strong magnetism; 5-8% stringers/threads of po with minor py; possible magnetite? |
| 72.0 | 73.0 | 793631 | | 1.0 | | | | 0.244 | |
| 73.0 | 74.0 | 793632 | | 1.0 | | | | 0.477 | |
| 74.0 | 75.0 | 793633 | | 1.0 | | | | 0.807 | |
| | | 793634 | Stand Low | | | | | 1.627 | |
| 75.0 | 76.0 | 793635 | | 1.0 | | | | 0.04 | |
| 76.0 | 77.0 | 793636 | | 1.0 | | | | 0.034 | |
| 77.0 | 78.0 | 793637 | | 1.0 | | | | 0.031 | |
| 78.0 | 79.0 | 793638 | | 1.0 | | | | 0.32 | |
| 79.0 | 80.0 | 793639 | | 1.0 | | | | 0.227 | |
| 80.0 | 81.0 | 793640 | | 1.0 | | | | 0.045 | |
| 81.0 | 82.0 | 793641 | | 1.0 | | | | 0.106 | |
| 82.0 | 83.0 | 793642 | | 1.0 | | | | 0.127 | |
| 83.0 | 84.0 | 793643 | | 1.0 | | | | 0.035 | |
| 84.0 | 85.0 | 793644 | | 1.0 | | | | < 0.010 | 83.8 - 92.5m Amygaloidal Mafic volc to intermed mafic volc; 3% white qtz-carb 2-4mm rounded phenocrysts; strong fol @40 dtca; sharp lower contact @40 dtca |
| 85.0 | 86.0 | 793645 | | 1.0 | | | | 0.327 | |
| 86.0 | 87.0 | 793646 | | 1.0 | | | | < 0.010 | |
| 87.0 | 88.0 | 793647 | | 1.0 | | | | < 0.010 | |
| 88.0 | 89.0 | 793648 | | 1.0 | | | | < 0.010 | |
| 89.0 | 90.0 | 793649 | | 1.0 | | | | < 0.010 | |

| from | to | sample # | type | width(m) | pyrite | cpy | pyrrhot | Au- gpt | description |
|---|---|---|---|---|---|---|---|---|---|
| 89.0 | 90.0 | 793650 | Duplicate | | | | | 0.012 | |
| 90.0 | 91.0 | 793651 | | 1.0 | | | | < 0.010 | |
| 91.0 | 92.0 | 793652 | | 1.0 | | | | 0.043 | |
| 92.0 | 93.0 | 793653 | | 1.0 | | | | 0.026 | |
| 93.0 | 94.0 | 793654 | | 1.0 | | | | 0.026 | 92.5 - 93.7m Iron Formation; black cherty IF fine grained with weak mag; <5% po/py min as stringers and threads; sharp lower contact @30 dtca |
| 94.0 | 95.0 | 793655 | | 1.0 | | | | 0.126 | |
| 95.0 | 96.0 | 793656 | | 1.0 | | | | 0.011 | 93.7 - 99.8 m Intermed Mafic Volc; light grey; strong silica alt; strong fol @40 dtca, after 97 - mostly masive; 99.8 - 100.7 - deformed zone with grey/smoky brecciated Q veins, Clt, sulfide minerz |
| 96.0 | 97.0 | 793657 | | 1.0 | | | | 0.02 | |
| 97.0 | 98.0 | 793658 | | 1.0 | | | | < 0.010 | |
| 98.0 | 99.0 | 793659 | | 1.0 | | | | < 0.010 | |
| 99.0 | 100.0 | 793660 | | 1.0 | | | | < 0.010 | |
| 100.0 | 101.0 | 793661 | | 1.0 | | | | 0.08 | 100-100.7 - deformed zone with grey/smoky brecciated Q veins, Clt, sulfide minerz;; |
| 101.0 | 102.0 | 793662 | | 1.0 | | | | < 0.010 | 100.7 - 105.5 - mafic/ mafic-interm tuff poorely sorted, clastic structure obvious, main mass - small grained, and clasts of Pl and aphanitic black min (rock) of 2-3 mm; dark grey to black; Q-Clt/Ep? vein of 1 cm at 25dtca at 104.3 |
| 102.0 | 103.0 | 793663 | | 1.0 | | | | < 0.010 | |
| 103.0 | 104.0 | 793664 | | 1.0 | | | | < 0.010 | |
| 104.0 | 105.0 | 793665 | | 1.0 | | | | < 0.010 | |
| 105.0 | 106.0 | 793666 | | 1.0 | | | | < 0.010 | 105.5-105.7 - IF black, srongly fol, mag, strings of sulfides of 1-2 mm @45 dtca;; 105.7 - 106.1 - interm |
| | | 793667 | Blank | | | | | < 0.010 | |
| 106.0 | 107.0 | 793668 | | 1.0 | | | | < 0.010 | 106.1 - 108.8 - IF - most likely - milonitized IF, black massive or moderately foliated @40 dtca main mass - soft (hardness3-4), carbonatized trough all interval, magnetized spottily where stringers of Po/Py of few mm |
| 107.0 | 108.0 | 793669 | | 1.0 | | | | 0.017 | |
| 108.0 | 109.0 | 793670 | | 1.0 | | | | 0.013 | 108.8 - 113.6 - mafic to intermediate amigdaloid/ porphyritic volcanics ( tuffs?)gre/greenish dark grey, snmall/med grained, massive mostly ot weakly folted @45 dtca; clasts/amigd/phenocrysts of Pl and? Q , so the mainmass mai be mafic/intermed, but as a whole the rock can be interm-felsic/frlsic; Q veins with grey/smoky color - at 110.1 - 2.5 cm, 0.5 cm at 112.3; 7mm at 113.5 |
| 109.0 | 110.0 | 793671 | | 1.0 | | | | 0.013 | |
| 110.0 | 111.0 | 793672 | | 1.0 | | | | 0.02 | |
| 111.0 | 112.0 | 793673 | | 1.0 | | | | 0.086 | |
| 112.0 | 113.0 | 793674 | | 1.0 | | | | 0.02 | |
| 113.0 | 114.0 | 793675 | | 1.0 | | | | 0.017 | 113.5 - 140.5m - very monotonous with some slight variatios section of intermediate to mafic amigdaloid/porphyritic volcanics or volcanoclastics ( may be tuffs in intevals as well), mainly massive, the description is very similar to the above interval.Up to 2-3 % of hair-thin or mm thin Cc veins, several Q veins: at 116.2 - 3 mm, 120.1 - greyish Q @45 dtca - 2 cm; 125.3 - 1.5 cm with sulfides, 127.7 @30 dtca 2-3 cm, several mm-thin veins also through the interval; 139.1-140.5m strong silica alt @lower contact, primary litho still visible; 2-3% stringers of py/po |
| 114.0 | 115.0 | 793676 | | 1.0 | | | | < 0.010 | |
| 115.0 | 116.0 | 793677 | | 1.0 | | | | < 0.010 | |
| 116.0 | 117.0 | 793678 | | 1.0 | | | | < 0.010 | |
| 117.0 | 118.0 | 793679 | | 1.0 | | | | < 0.010 | |
| 118.0 | 119.0 | 793680 | | 1.0 | | | | < 0.010 | |
| 119.0 | 120.0 | 793681 | | 1.0 | | | | < 0.010 | |
| 120.0 | 121.0 | 793682 | | 1.0 | | | | < 0.010 | |
| 121.0 | 122.0 | 793683 | | 1.0 | | | | < 0.010 | |
| | | 793684 | Stand High | | | | | 7.07 | |

| from | to | sample # | type | width(m) | pyrite | cpy | pyrrhot | Au- gpt | description |
|---|---|---|---|---|---|---|---|---|---|
| 122.0 | 123.0 | 793685 | | 1.0 | | | | < 0.010 | |
| 123.0 | 124.0 | 793686 | | 1.0 | | | | 0.032 | |
| 124.0 | 125.0 | 793687 | | 1.0 | | | | < 0.010 | |
| 125.0 | 126.0 | 793688 | | 1.0 | | | | < 0.010 | |
| 126.0 | 127.0 | 793689 | | 1.0 | | | | < 0.010 | |
| 127.0 | 128.0 | 793690 | | 1.0 | | | | < 0.010 | |
| 128.0 | 129.0 | 793691 | | 1.0 | | | | 2.577 | |
| 129.0 | 130.0 | 793692 | | 1.0 | | | | 0.449 | |
| 130.0 | 131.0 | 793693 | | 1.0 | | | | 0.036 | |
| 131.0 | 132.0 | 793694 | | 1.0 | | | | < 0.010 | |
| 132.0 | 133.0 | 793695 | | 1.0 | | | | < 0.010 | |
| 133.0 | 134.0 | 793696 | | 1.0 | | | | < 0.010 | |
| 134.0 | 135.0 | 793697 | | 1.0 | | | | < 0.010 | |
| 135.0 | 136.0 | 793698 | | 1.0 | | | | < 0.010 | |
| 136.0 | 137.0 | 793699 | | 1.0 | | | | < 0.010 | |
| 136.0 | 137.0 | 793700 | Duplicate | | | | | 0.015 | |
| 137.0 | 138.0 | 793701 | | 1.0 | | | | < 0.010 | |
| 138.0 | 139.0 | 793702 | | 1.0 | | | | < 0.010 | |
| 139.0 | 140.0 | 793703 | | 1.0 | | | | 0.033 | |
| 140.0 | 141.0 | 793704 | | 1.0 | | | | 0.034 | 140.5 - 147.1m Qtz-carb Breccia; marble like texture; strong carb approx 65% with reminder qtz; 140.5-142m 2-3% stringers and threads of po/py min; 144.2-144.4m mafic volc., fine grained with strong foliation @40 dtca |
| 141.0 | 142.0 | 793705 | | 1.0 | | | | 0.021 | |
| 142.0 | 143.0 | 793706 | | 1.0 | | | | 0.013 | |
| 143.0 | 144.0 | 793707 | | 1.0 | | | | < 0.010 | |
| 144.0 | 145.0 | 793708 | | 1.0 | | | | < 0.010 | |
| 145.0 | 146.0 | 793709 | | 1.0 | | | | < 0.010 | |
| 146.0 | 147.0 | 793710 | | 1.0 | | | | < 0.010 | |
| 147.0 | 148.0 | 793711 | | 1.0 | | | | < 0.010 | 147.1 - 148.7m Mafic Volc; light grey; massive; minor 1-2% low angle tension qtz-carb veins; sharp lower contact @40 dtca |
| 148.0 | 149.0 | 793712 | | 1.0 | | | | 0.015 | |
| 149.0 | 150.0 | 793713 | | 1.0 | | | | < 0.010 | 148.7 - 151.3m Qtz-Carb Breccia; white with light grey stringers; marble texture; predom carb with qtz fragments; 5-8% light green chl alt as irregular threads |
| 150.0 | 151.0 | 793714 | | 1.0 | | | | < 0.010 | |
| 151.0 | 152.0 | 793715 | | 1.0 | | | | < 0.010 | 151.3 - 154m Mafic Volc; same as described above; sharp lower contact @45 dtca |
| 152.0 | 153.0 | 793716 | | 1.0 | | | | < 0.010 | |
| | | 793717 | Blank | | | | | < 0.010 | |
| 153.0 | 154.0 | 793718 | | 1.0 | | | | < 0.010 | |
| 154.0 | 155.0 | 793719 | | 1.0 | | | | < 0.010 | 154 - 178m Qtz-Carb Breccia; white with marble light grey; dark grey from 164-171m; Strong carb with lesser qtz; very fine grained; Minor stringers of py/po throughout with strong min interval from 156.4-157m with 2- |
| 155.0 | 156.0 | 793720 | | 1.0 | | | | < 0.010 | |

| from | to | sample # | type | width(m) | pyrite | cpy | pyrrhot | Au- gpt | description |
|---|---|---|---|---|---|---|---|---|---|
| 156.0 | 157.0 | 793721 | | 1.0 | | | | 0.095 | 3% py/po stringers; strong interval with chl alt 25% from 167.2-168.8m; 156.1-156.4m, 161.6-163.8m, 171.1-172m mafic volc interval; Sharp lower contact @45 dtca |
| 157.0 | 158.0 | 793722 | | 1.0 | | | | 0.029 | |
| 158.0 | 159.0 | 793723 | | 1.0 | | | | 0.033 | |
| 159.0 | 160.0 | 793724 | | 1.0 | | | | < 0.010 | |
| 160.0 | 161.0 | 793725 | | 1.0 | | | | 0.016 | |
| 161.0 | 162.0 | 793726 | | 1.0 | | | | 0.668 | |
| 162.0 | 163.0 | 793727 | | 1.0 | | | | < 0.010 | |
| 163.0 | 164.0 | 793728 | | 1.0 | | | | 0.01 | |
| 164.0 | 165.0 | 793729 | | 1.0 | | | | 0.011 | |
| 165.0 | 166.0 | 793730 | | 1.0 | | | | < 0.010 | |
| 166.0 | 167.0 | 793731 | | 1.0 | | | | < 0.010 | |
| 167.0 | 168.0 | 793732 | | 1.0 | | | | < 0.010 | |
| 168.0 | 169.0 | 793733 | | 1.0 | | | | < 0.010 | |
| | | 793734 | Stand Low | | | | | 2.244 | |
| 169.0 | 170.0 | 793735 | | 1.0 | | | | 0.024 | |
| 170.0 | 171.0 | 793736 | | 1.0 | | | | < 0.010 | |
| 171.0 | 172.0 | 793737 | | 1.0 | | | | < 0.010 | |
| 172.0 | 173.0 | 793738 | | 1.0 | | | | < 0.010 | |
| 173.0 | 174.0 | 793739 | | 1.0 | | | | < 0.010 | |
| 174.0 | 175.0 | 793740 | | 1.0 | | | | < 0.010 | |
| 175.0 | 176.0 | 793741 | | 1.0 | | | | < 0.010 | |
| 176.0 | 177.0 | 793742 | | 1.0 | | | | < 0.010 | |
| 177.0 | 178.0 | 793743 | | 1.0 | | | | < 0.010 | |
| 178.0 | 179.0 | 793744 | | 1.0 | | | | 0.013 | 178 - 185.6m Mafic Volc; dark grey; massive with very weak foliation; sharp lower contact @40 dtca |
| 179.0 | 180.0 | 793745 | | 1.0 | | | | < 0.010 | |
| 180.0 | 181.0 | 793746 | | 1.0 | | | | < 0.010 | |
| 181.0 | 182.0 | 793747 | | 1.0 | | | | < 0.010 | |
| 182.0 | 183.0 | 793748 | | 1.0 | | | | < 0.010 | |
| 183.0 | 184.0 | 793749 | | 1.0 | | | | < 0.010 | |
| 183.0 | 184.0 | 793750 | Duplicate | | | | | < 0.010 | |
| 184.0 | 185.0 | 793751 | | 1.0 | | | | < 0.010 | |
| 185.0 | 186.0 | 793752 | | 1.0 | | | | < 0.010 | |
| 186.0 | 187.0 | 793753 | | 1.0 | | | | < 0.010 | 185.6 - 207.7m Qtz-Carb Breccia; White/light grey marble texture; fine grained; minor (<5%) threads and wisps of chl alt associated with strong carb alt; no mineralization; 205.9-206.6m light grey/tan, mg, massive intermed dyke? Sharp lower contact 40 dtca |
| 187.0 | 188.0 | 793754 | | 1.0 | | | | < 0.010 | |
| 188.0 | 189.0 | 793755 | | 1.0 | | | | < 0.010 | |
| 189.0 | 190.0 | 793756 | | 1.0 | | | | < 0.010 | |

| from | to | sample # | type | width(m) | pyrite | cpy | pyrrhot | Au- gpt | description |
|---|---|---|---|---|---|---|---|---|---|
| 190.0 | 191.0 | 793757 | | 1.0 | | | | < 0.010 | |
| 191.0 | 192.0 | 793758 | | 1.0 | | | | < 0.010 | |
| 192.0 | 193.0 | 793759 | | 1.0 | | | | < 0.010 | |
| 193.0 | 194.0 | 793760 | | 1.0 | | | | < 0.010 | |
| 194.0 | 195.0 | 793761 | | 1.0 | | | | < 0.010 | |
| 195.0 | 196.0 | 793762 | | 1.0 | | | | < 0.010 | |
| 196.0 | 197.0 | 793763 | | 1.0 | | | | < 0.010 | |
| 197.0 | 198.0 | 793764 | | 1.0 | | | | < 0.010 | |
| 198.0 | 199.0 | 793765 | | 1.0 | | | | < 0.010 | |
| 199.0 | 200.0 | 793766 | | 1.0 | | | | < 0.010 | |
| | | 793767 | Blank | | | | | < 0.010 | |
| 200.0 | 201.0 | 793768 | | 1.0 | | | | < 0.010 | |
| 201.0 | 202.0 | 793769 | | 1.0 | | | | < 0.010 | |
| 202.0 | 203.0 | 793770 | | 1.0 | | | | < 0.010 | |
| 203.0 | 204.0 | 793771 | | 1.0 | | | | < 0.010 | |
| 204.0 | 205.0 | 793772 | | 1.0 | | | | < 0.010 | |
| 205.0 | 206.0 | 793773 | | 1.0 | | | | < 0.010 | |
| 206.0 | 207.0 | 793774 | | 1.0 | | | | < 0.010 | |
| 207.0 | 208.0 | 793775 | | 1.0 | | | | < 0.010 | |
| 208.0 | 209.0 | 793776 | | 1.0 | | | | < 0.010 | 207.7 - 211.2m Mafic volc; light/dark grey; massive; possible mafic dyke? Sharp lower contact @45 dtca |
| 209.0 | 210.0 | 793777 | | 1.0 | | | | < 0.010 | |
| 210.0 | 211.0 | 793778 | | 1.0 | | | | < 0.010 | |
| 211.0 | 212.0 | 793779 | | 1.0 | | | | < 0.010 | |
| 212.0 | 213.0 | 793780 | | 1.0 | | | | < 0.010 | 211.2 - 260.5m Qtz-Carb Breccia; same as described above; 1-2% py/po mineralization in the first 1.5m of interval occurring as blebs and stringers; 214.8-215.6m mafic volcanic, fine grained, sharp upper and lower contacts at 35 dtca; 221.7-222m intermed mafic volc; 234.9m 5% py thread; 244-248.8m dark green/grey interval with strong chl alt, strong silica; 248.8-249.2m mafic volc; 257.8-259m 5% po min as blebs and stringers; sharp lower contact @45 dtca possible chilled contact |
| 213.0 | 214.0 | 793781 | | 1.0 | | | | < 0.010 | |
| 214.0 | 215.0 | 793782 | | 1.0 | | | | 0.03 | |
| 215.0 | 216.0 | 793783 | | 1.0 | | | | < 0.010 | |
| | | 793784 | Stand High | | | | | 7.29 | |
| 216.0 | 217.0 | 793785 | | 1.0 | | | | 0.041 | |
| 217.0 | 218.0 | 793786 | | 1.0 | | | | < 0.010 | |
| 218.0 | 219.0 | 793787 | | 1.0 | | | | 0.214 | |
| 219.0 | 220.0 | 793788 | | 1.0 | | | | < 0.010 | |
| 220.0 | 221.0 | 793789 | | 1.0 | | | | < 0.010 | |
| 221.0 | 222.0 | 793790 | | 1.0 | | | | 0.025 | |
| 222.0 | 223.0 | 793791 | | 1.0 | | | | 0.078 | |
| 223.0 | 224.0 | 793792 | | 1.0 | | | | < 0.010 | |

| from | to | sample # | type | width(m) | pyrite | cpy | pyrrhot | Au- gpt | description |
|---|---|---|---|---|---|---|---|---|---|
| 224.0 | 225.0 | 793793 | | 1.0 | | | | < 0.010 | |
| 225.0 | 226.0 | 793794 | | 1.0 | | | | < 0.010 | |
| 226.0 | 227.0 | 793795 | | 1.0 | | | | < 0.010 | |
| 227.0 | 228.0 | 793796 | | 1.0 | | | | 0.016 | |
| 228.0 | 229.0 | 793797 | | 1.0 | | | | < 0.010 | |
| 229.0 | 230.0 | 793798 | | 1.0 | | | | < 0.010 | |
| 230.0 | 231.0 | 793799 | | 1.0 | | | | < 0.010 | |
| 230.0 | 231.0 | 793800 | Duplicate | | | | | < 0.010 | |
| 231.0 | 232.0 | 793801 | | 1.0 | | | | < 0.010 | |
| 232.0 | 233.0 | 793802 | | 1.0 | | | | < 0.010 | |
| 233.0 | 234.0 | 793803 | | 1.0 | | | | < 0.010 | |
| 234.0 | 235.0 | 793804 | | 1.0 | | | | 0.038 | |
| 235.0 | 236.0 | 793805 | | 1.0 | | | | < 0.010 | |
| 236.0 | 237.0 | 793806 | | 1.0 | | | | < 0.010 | |
| 237.0 | 238.0 | 793807 | | 1.0 | | | | < 0.010 | |
| 238.0 | 239.0 | 793808 | | 1.0 | | | | < 0.010 | |
| 239.0 | 240.0 | 793809 | | 1.0 | | | | < 0.010 | |
| 240.0 | 241.0 | 793810 | | 1.0 | | | | < 0.010 | |
| 241.0 | 242.0 | 793811 | | 1.0 | | | | 0.057 | |
| 242.0 | 243.0 | 793812 | | 1.0 | | | | 0.016 | |
| 243.0 | 244.0 | 793813 | | 1.0 | | | | < 0.010 | |
| 244.0 | 245.0 | 793814 | | 1.0 | | | | 0.014 | |
| 245.0 | 246.0 | 793815 | | 1.0 | | | | < 0.010 | |
| 246.0 | 247.0 | 793816 | | 1.0 | | | | < 0.010 | |
| | | 793817 | Blank | | | | | < 0.010 | |
| 247.0 | 248.0 | 793818 | | 1.0 | | | | < 0.010 | |
| 248.0 | 249.0 | 793819 | | 1.0 | | | | < 0.010 | |
| 249.0 | 250.0 | 793820 | | 1.0 | | | | < 0.010 | |
| 250.0 | 251.0 | 793821 | | 1.0 | | | | < 0.010 | |
| 251.0 | 252.0 | 793822 | | 1.0 | | | | 0.013 | |
| 252.0 | 253.0 | 793823 | | 1.0 | | | | < 0.010 | |
| 253.0 | 254.0 | 793824 | | 1.0 | | | | < 0.010 | |
| 254.0 | 255.0 | 793825 | | 1.0 | | | | < 0.010 | |
| 255.0 | 256.0 | 793826 | | 1.0 | | | | < 0.010 | |
| 256.0 | 257.0 | 793827 | | 1.0 | | | | < 0.010 | |
| 257.0 | 258.0 | 793828 | | 1.0 | | | | < 0.010 | |

| from | to | sample # | type | width(m) | pyrite | cpy | pyrrhot | Au- gpt | description |
|---|---|---|---|---|---|---|---|---|---|
| 258.0 | 259.0 | 793829 | | 1.0 | | | | 0.012 | |
| 259.0 | 260.0 | 793830 | | 1.0 | | | | < 0.010 | |
| 260.0 | 261.0 | 793831 | | 1.0 | | | | < 0.010 | |
| 261.0 | 262.0 | 793832 | | 1.0 | | | | < 0.010 | 260.5 - 266.2m Mafic Volc (possible dyke?); massive; medium grained; 5% 1mm size white pheno from 260.5-263.8m; sharp lower contact undulating and wavey |
| 262.0 | 263.0 | 793833 | | 1.0 | | | | < 0.010 | |
| | | 793834 | Stand Low | | | | | 1.854 | |
| 263.0 | 264.0 | 793835 | | 1.0 | | | | < 0.010 | |
| 264.0 | 265.0 | 793836 | | 1.0 | | | | < 0.010 | |
| 265.0 | 266.0 | 793837 | | 1.0 | | | | < 0.010 | |
| 266.0 | 267.0 | 793838 | | 1.0 | | | | < 0.010 | |
| 267.0 | 268.0 | 793839 | | 1.0 | | | | < 0.010 | 266.2 - 272.9m Qtz-Carb Breccia; White/light grey marble texture; 268.5-272.9m 5% strong min of py/po stringers and threads associated with strong dark grey silica alt; sharp lower contact @45 dta |
| 268.0 | 269.0 | 793840 | | 1.0 | | | | < 0.010 | |
| 269.0 | 270.0 | 793841 | | 1.0 | | | | < 0.010 | |
| 270.0 | 271.0 | 793842 | | 1.0 | | | | < 0.010 | |
| 271.0 | 272.0 | 793843 | | 1.0 | | | | < 0.010 | |
| 272.0 | 273.0 | 793844 | | 1.0 | | | | < 0.010 | |
| 273.0 | 274.0 | 793845 | | 1.0 | | | | 0.111 | 272.9 - 275.2m Mafic Volc; fine grained; strong fol @40 dtca; sharp lower contact @30 dtca |
| 274.0 | 275.0 | 793846 | | 1.0 | | | | < 0.010 | |
| 275.0 | 276.0 | 793847 | | 1.0 | | | | < 0.010 | |
| 276.0 | 277.0 | 793848 | | 1.0 | | | | 0.016 | 275.2 - 294.3m Qtz-Carb Breccia; light and dark grey marble like texture; weaker carb alt; 275.2-287.8m 5-8% py min as stringers/threads/diss associated with dark grey silica alt; 286.9-287.1 milky light grey qtz vein; strong min 5% py and silica alt from 294-294.3; 292-291.5m intermed mafic volc; undefined and gradational lower contact |
| 277.0 | 278.0 | 793849 | | 1.0 | | | | 0.016 | |
| 277.0 | 278.0 | 793850 | Duplicate | | | | | 0.013 | |
| 278.0 | 279.0 | 793851 | | 1.0 | | | | 0.038 | |
| 279.0 | 280.0 | 793852 | | 1.0 | | | | 0.012 | |
| 280.0 | 281.0 | 793853 | | 1.0 | | | | < 0.010 | |
| 281.0 | 282.0 | 793854 | | 1.0 | | | | 0.043 | |
| 282.0 | 283.0 | 793855 | | 1.0 | | | | 0.07 | |
| 283.0 | 284.0 | 793856 | | 1.0 | | | | 0.034 | |
| 284.0 | 285.0 | 793857 | | 1.0 | | | | 0.016 | |
| 285.0 | 286.0 | 793858 | | 1.0 | | | | 0.027 | |
| 286.0 | 287.0 | 793859 | | 1.0 | | | | < 0.010 | |
| 287.0 | 288.0 | 793860 | | 1.0 | | | | < 0.010 | |
| 288.0 | 289.0 | 793861 | | 1.0 | | | | < 0.010 | |
| 289.0 | 290.0 | 793862 | | 1.0 | | | | 0.156 | |
| 290.0 | 291.0 | 793863 | | 1.0 | | | | < 0.010 | |
| 291.0 | 292.0 | 793864 | | 1.0 | | | | < 0.010 | |

| from | to | sample # | type | width(m) | pyrite | cpy | pyrrhot | Au- gpt | description |
|---|---|---|---|---|---|---|---|---|---|
| 292.0 | 293.0 | 793865 | | 1.0 | | | | 0.028 | |
| 293.0 | 294.0 | 793866 | | 1.0 | | | | < 0.010 | |
| | | 793867 | Blank | | | | | < 0.010 | |
| 294.0 | 295.0 | 793868 | | 1.0 | | | | 0.086 | |
| 295.0 | 296.0 | 793869 | | 1.0 | | | | 0.017 | 294.3 - 302.1m Mafic Volc; dark grey; massive with little to no veining; very weak foliation @40 dtca; undefined lower contact with qtz vein |
| 296.0 | 297.0 | 793870 | | 1.0 | | | | < 0.010 | |
| 297.0 | 298.0 | 793871 | | 1.0 | | | | < 0.010 | |
| 298.0 | 299.0 | 793872 | | 1.0 | | | | 0.028 | |
| 299.0 | 300.0 | 793873 | | 1.0 | | | | < 0.010 | |
| 300.0 | 301.0 | 793874 | | 1.0 | | | | < 0.010 | |
| 301.0 | 302.0 | 793875 | | 1.0 | | | | 0.01 | |
| 302.0 | 303.0 | 793876 | | 1.0 | | | | < 0.010 | 302.1 - 321.4m Cherty/Silica Qtz-Carb Breccia; dark and light grey; Lesser carb in this interval; more massive with minor intervals of banding; 2-3% py/po mineralization throughout with short intervals of stronger 10% min from 305-306.3, 307.9-309.5, 310-311, 312.7-313.1, 314.7, also associated with strong mag (possible magnetite), strong chert/silica alt throughout; 318-320m strong dark green chl alt; undefined and gradational lower contact |
| 303.0 | 304.0 | 793877 | | 1.0 | | | | 0.043 | |
| 304.0 | 305.0 | 793878 | | 1.0 | | | | 0.092 | |
| 305.0 | 306.0 | 793879 | | 1.0 | | | | 0.107 | |
| 306.0 | 307.0 | 793880 | | 1.0 | | | | 0.037 | |
| 307.0 | 308.0 | 793881 | | 1.0 | | | | 0.043 | |
| 308.0 | 309.0 | 793882 | | 1.0 | | | | 0.238 | |
| 309.0 | 310.0 | 793883 | | 1.0 | | | | 0.09 | |
| | | 793884 | Stand High | | | | | 7.37 | |
| 310.0 | 311.0 | 793885 | | 1.0 | | | | 0.119 | |
| 311.0 | 312.0 | 793886 | | 1.0 | | | | 0.048 | |
| 312.0 | 313.0 | 793887 | | 1.0 | | | | 0.123 | |
| 313.0 | 314.0 | 793888 | | 1.0 | | | | 0.088 | |
| 314.0 | 315.0 | 793889 | | 1.0 | | | | 0.084 | |
| 315.0 | 316.0 | 793890 | | 1.0 | | | | 0.032 | |
| 316.0 | 317.0 | 793891 | | 1.0 | | | | 0.037 | |
| 317.0 | 318.0 | 793892 | | 1.0 | | | | 0.016 | |
| 318.0 | 319.0 | 793893 | | 1.0 | | | | < 0.010 | |
| 319.0 | 320.0 | 793894 | | 1.0 | | | | < 0.010 | |
| 320.0 | 321.0 | 793895 | | 1.0 | | | | 0.033 | |
| 321.0 | 322.0 | 793896 | | 1.0 | | | | 0.015 | |
| 322.0 | 323.0 | 793897 | | 1.0 | | | | 0.332 | 321.4 - 340m intermed Mafic Volc.; light grey/spotty green; strong silica alt throughout; fine to medium grained; moderate to strong foliation @35 dtca; bleb of 10% po @324.7m; undefined lower contact |
| 323.0 | 324.0 | 793898 | | 1.0 | | | | < 0.010 | |
| 324.0 | 325.0 | 793899 | | 1.0 | | | | < 0.010 | |
| 324.0 | 325.0 | 793900 | Duplicate | | | | | < 0.010 | |

| from | to | sample # | type | width(m) | pyrite | cpy | pyrrhot | Au- gpt | description |
|---|---|---|---|---|---|---|---|---|---|
| 325.0 | 326.0 | 793901 | | 1.0 | | | | 0.024 | |
| 326.0 | 327.0 | 793902 | | 1.0 | | | | 0.042 | |
| 327.0 | 328.0 | 793903 | | 1.0 | | | | 0.063 | |
| 328.0 | 329.0 | 793904 | | 1.0 | | | | < 0.010 | |
| 329.0 | 330.0 | 793905 | | 1.0 | | | | 0.156 | |
| 330.0 | 331.0 | 793906 | | 1.0 | | | | 0.056 | |
| 331.0 | 332.0 | 793907 | | 1.0 | | | | < 0.010 | |
| 332.0 | 333.0 | 793908 | | 1.0 | | | | < 0.010 | |
| 333.0 | 334.0 | 793909 | | 1.0 | | | | < 0.010 | |
| 334.0 | 335.0 | 793910 | | 1.0 | | | | < 0.010 | |
| 335.0 | 336.0 | 793911 | | 1.0 | | | | < 0.010 | |
| 336.0 | 337.0 | 793912 | | 1.0 | | | | < 0.010 | |
| 337.0 | 338.0 | 793913 | | 1.0 | | | | < 0.010 | |
| 338.0 | 339.0 | 793914 | | 1.0 | | | | < 0.010 | 340 - 348.8m Mafic Volc; dark grey; 5% white 1-3mm size rounded carb phenocrysts; 5% white qtz veins in varying widths, most 2-5cm with wider veins at 343.2 and 343.5m 8-10cm wide; undefined lower contact |
| 339.0 | 340.0 | 793915 | | 1.0 | | | | 0.046 | |
| 340.0 | 341.0 | 793916 | | 1.0 | | | | < 0.010 | |
| | | 793917 | Blank | | | | | < 0.010 | |
| 341.0 | 342.0 | 793918 | | 1.0 | | | | < 0.010 | |
| 342.0 | 343.0 | 793919 | | 1.0 | | | | < 0.010 | |
| 343.0 | 344.0 | 793920 | | 1.0 | | | | < 0.010 | |
| 344.0 | 345.0 | 793921 | | 1.0 | | | | < 0.010 | |
| 345.0 | 346.0 | 793922 | | 1.0 | | | | 0.011 | |
| 346.0 | 347.0 | 793923 | | 1.0 | | | | 0.11 | |
| 347.0 | 348.0 | 793924 | | 1.0 | | | | 0.022 | |
| 348.0 | 349.0 | 793925 | | 1.0 | | | | 0.022 | |
| 349.0 | 350.0 | 793926 | | 1.0 | | | | < 0.010 | 348.8 - 356.8m Mafic Volc; very strong dark green laminated fuschite (possible epidote) alteration from 352.5-356.8m, this alteration overprints the primary lithology; strong silica alt from 348.8-352.5; very gradational and undefined lower contact |
| 350.0 | 351.0 | 793927 | | 1.0 | | | | 0.022 | |
| 351.0 | 352.0 | 793928 | | 1.0 | | | | 0.046 | |
| 352.0 | 353.0 | 793929 | | 1.0 | | | | < 0.010 | |
| 353.0 | 354.0 | 793930 | | 1.0 | | | | < 0.010 | |
| 354.0 | 355.0 | 793931 | | 1.0 | | | | < 0.010 | |
| 355.0 | 356.0 | 793932 | | 1.0 | | | | < 0.010 | |
| 356.0 | 357.0 | 793933 | | 1.0 | | | | 4.635 | |
| | | 793934 | Stand Low | | | | | 1.914 | |
| 357.0 | 358.0 | 793935 | | 1.0 | | | | 6.75 | 356.8 - 383m Mafic Volc; Garnet phenocrysts, 2-8mm in size, subrounded to rounded; diss throughout interval with intervals of higher conc.; 356.8-357.5 40% qtz veining/alt w/ 2-3% py/po stringers; 373.6-383m 10% carb |
| 358.0 | 359.0 | 793936 | | 1.0 | | | | 0.379 | |

| from | to | sample # | type | width(m) | pyrite | cpy | pyrrhot | Au- gpt | description |
|---|---|---|---|---|---|---|---|---|---|
| 359.0 | 360.0 | 793937 | | 1.0 | | | | 0.023 | frags 5-10 cm in size; brittle deformation in this interval seen in minor faults and weak brecciation; undefined lower contact |
| 360.0 | 361.0 | 793938 | | 1.0 | | | | < 0.010 | |
| 361.0 | 362.0 | 793939 | | 1.0 | | | | 0.013 | |
| 362.0 | 363.0 | 793940 | | 1.0 | | | | 0.085 | |
| 363.0 | 364.0 | 793941 | | 1.0 | | | | 0.152 | |
| 364.0 | 365.0 | 793942 | | 1.0 | | | | 0.043 | |
| 365.0 | 366.0 | 793943 | | 1.0 | | | | 0.049 | |
| 366.0 | 367.0 | 793944 | | 1.0 | | | | 0.019 | |
| 367.0 | 368.0 | 793945 | | 1.0 | | | | < 0.010 | |
| 368.0 | 369.0 | 793946 | | 1.0 | | | | 0.01 | |
| 369.0 | 370.0 | 793947 | | 1.0 | | | | 0.018 | |
| 370.0 | 371.0 | 793948 | | 1.0 | | | | 0.03 | |
| 371.0 | 372.0 | 793949 | | 1.0 | | | | 0.037 | |
| 371.0 | 372.0 | 793950 | Duplicate | | | | | 0.021 | |
| 372.0 | 373.0 | 793951 | | 1.0 | | | | < 0.010 | |
| 373.0 | 374.0 | 793952 | | 1.0 | | | | 0.012 | |
| 374.0 | 375.0 | 793953 | | 1.0 | | | | 0.014 | |
| 375.0 | 376.0 | 793954 | | 1.0 | | | | < 0.010 | |
| 376.0 | 377.0 | 793955 | | 1.0 | | | | < 0.010 | |
| 377.0 | 378.0 | 793956 | | 1.0 | | | | 0.016 | |
| 378.0 | 379.0 | 793957 | | 1.0 | | | | 0.07 | |
| 379.0 | 380.0 | 793958 | | 1.0 | | | | < 0.010 | |
| 380.0 | 381.0 | 793959 | | 1.0 | | | | < 0.010 | |
| 381.0 | 382.0 | 793960 | | 1.0 | | | | < 0.010 | |
| 382.0 | 383.0 | 793961 | | 1.0 | | | | < 0.010 | |
| 383.0 | 384.0 | 793962 | | 1.0 | | | | < 0.010 | 383 - 410m Mafic Volcaniclastic with strong brecciation and ductile deformation; matrix supported monomitic conglomerate; fragments are mostly rounded and mafic volc in composition; low angle brittle fault @395.6m and 30 dtca, fault is 5 cm wide with re-healed fault breccia; undefined lower contact |
| 384.0 | 385.0 | 793963 | | 1.0 | | | | < 0.010 | |
| 385.0 | 386.0 | 793964 | | 1.0 | | | | < 0.010 | |
| 386.0 | 387.0 | 793965 | | 1.0 | | | | < 0.010 | |
| 387.0 | 388.0 | 793966 | | 1.0 | | | | 0.013 | |
| | | 793967 | Blank | | | | | < 0.010 | |
| 388.0 | 389.0 | 793968 | | 1.0 | | | | 0.011 | |
| 389.0 | 390.0 | 793969 | | 1.0 | | | | 0.011 | |
| 390.0 | 391.0 | 793970 | | 1.0 | | | | < 0.010 | |
| 391.0 | 392.0 | 793971 | | 1.0 | | | | < 0.010 | |
| 392.0 | 393.0 | 793972 | | 1.0 | | | | < 0.010 | |

| from | to | sample # | type | width(m) | pyrite | cpy | pyrrhot | Au- gpt | description |
|---|---|---|---|---|---|---|---|---|---|
| 393.0 | 394.0 | 793973 | | 1.0 | | | | < 0.010 | |
| 394.0 | 395.0 | 793974 | | 1.0 | | | | 0.016 | |
| 395.0 | 396.0 | 793975 | | 1.0 | | | | < 0.010 | |
| 396.0 | 397.0 | 793976 | | 1.0 | | | | 0.028 | |
| 397.0 | 398.0 | 793977 | | 1.0 | | | | 0.097 | |
| 398.0 | 399.0 | 793978 | | 1.0 | | | | < 0.010 | |
| 399.0 | 400.0 | 793979 | | 1.0 | | | | 0.04 | |
| 400.0 | 401.0 | 793980 | | 1.0 | | | | 0.024 | |
| 401.0 | 402.0 | 793981 | | 1.0 | | | | 0.143 | |
| 402.0 | 403.0 | 793982 | | 1.0 | | | | 0.052 | |
| 403.0 | 404.0 | 793983 | | 1.0 | | | | 0.075 | |
| | | 793984 | Stand High | | | | | 6.63 | |
| 404.0 | 405.0 | 793985 | | 1.0 | | | | 0.023 | |
| 405.0 | 406.0 | 793986 | | 1.0 | | | | 0.066 | |
| 406.0 | 407.0 | 793987 | | 1.0 | | | | < 0.010 | |
| 407.0 | 408.0 | 793988 | | 1.0 | | | | 0.038 | |
| 408.0 | 409.0 | 793989 | | 1.0 | | | | 0.01 | |
| 409.0 | 410.0 | 793990 | | 1.0 | | | | 0.457 | |
| 410.0 | 411.0 | 793991 | | 1.0 | | | | 0.141 | 410 - 435m Mafic Volc/tuff?; fine to medium grained; minor garnet alteration from 412.7-413.6m; alternating bands of light/tan and dark grey; weak to moderate foliation @40 dtca; 428.3-428.6m Qtz vein, white, wavy and undefined, minor black tourmaline (Rowan vein?); undefined lower contact |
| 411.0 | 412.0 | 793992 | | 1.0 | | | | 0.016 | |
| 412.0 | 413.0 | 793993 | | 1.0 | | | | 0.011 | |
| 413.0 | 414.0 | 793994 | | 1.0 | | | | < 0.010 | |
| 414.0 | 415.0 | 793995 | | 1.0 | | | | < 0.010 | |
| 415.0 | 416.0 | 793996 | | 1.0 | | | | 0.109 | |
| 416.0 | 417.0 | 793997 | | 1.0 | | | | 0.076 | |
| 417.0 | 418.0 | 793998 | | 1.0 | | | | 3.014 | |
| 418.0 | 419.0 | 793999 | | 1.0 | | | | 0.037 | |
| | | 794000 | Duplicate | | | | | 0.041 | |
| 419.0 | 420.0 | 794001 | | 1.0 | | | | 0.062 | |
| 420.0 | 421.0 | 794002 | | 1.0 | | | | 0.014 | |
| 421.0 | 422.0 | 794003 | | 1.0 | | | | 0.019 | |
| 422.0 | 423.0 | 794004 | | 1.0 | | | | 0.06 | |
| 423.0 | 424.0 | 794005 | | 1.0 | | | | 0.017 | |
| 424.0 | 425.0 | 794006 | | 1.0 | | | | < 0.010 | |
| 425.0 | 426.0 | 794007 | | 1.0 | | | | < 0.010 | |
| 426.0 | 427.0 | 794008 | | 1.0 | | | | < 0.010 | |

| from | to | sample # | type | width(m) | pyrite | cpy | pyrrhot | Au- gpt | description |
|---|---|---|---|---|---|---|---|---|---|
| 427.0 | 428.0 | 794009 | | 1.0 | | | | < 0.010 | |
| 428.0 | 429.0 | 794010 | | 1.0 | | | | < 0.010 | |
| 429.0 | 430.0 | 794011 | | 1.0 | | | | 0.301 | |
| 430.0 | 431.0 | 794012 | | 1.0 | | | | 0.039 | |
| 431.0 | 432.0 | 794013 | | 1.0 | | | | 0.231 | |
| 432.0 | 433.0 | 794014 | | 1.0 | | | | 0.724 | |
| 433.0 | 434.0 | 794015 | | 1.0 | | | | 0.229 | |
| 434.0 | 435.0 | 794016 | | 1.0 | | | | 0.182 | |
| | | 794017 | Blank | | | | | < 0.010 | |
| 435.0 | 436.0 | 794018 | | 1.0 | | | | 0.012 | 435 - 459.8m Mafic to intermed mafic volc; patches and narrow intervals of strong silica alt; 441.1-441.7m |
| 436.0 | 437.0 | 794019 | | 1.0 | | | | < 0.010 | veinlet zone, 35% <0.1m wide qtz veins @varying angles to the dtca; sharp lower contact @30 dtca |
| 437.0 | 438.0 | 794020 | | 1.0 | | | | < 0.010 | |
| 438.0 | 439.0 | 794021 | | 1.0 | | | | < 0.010 | |
| 439.0 | 440.0 | 794022 | | 1.0 | | | | < 0.010 | |
| 440.0 | 441.0 | 794023 | | 1.0 | | | | < 0.010 | |
| 441.0 | 442.0 | 794024 | | 1.0 | | | | < 0.010 | |
| 442.0 | 443.0 | 794025 | | 1.0 | | | | 0.03 | |
| 443.0 | 444.0 | 794026 | | 1.0 | | | | < 0.010 | |
| 444.0 | 445.0 | 794027 | | 1.0 | | | | < 0.010 | |
| 445.0 | 446.0 | 794028 | | 1.0 | | | | 0.042 | |
| 446.0 | 447.0 | 794029 | | 1.0 | | | | < 0.010 | |
| 447.0 | 448.0 | 794030 | | 1.0 | | | | < 0.010 | |
| 448.0 | 449.0 | 794031 | | 1.0 | | | | < 0.010 | |
| 449.0 | 450.0 | 794032 | | 1.0 | | | | < 0.010 | |
| 450.0 | 451.0 | 794033 | | 1.0 | | | | < 0.010 | |
| | | 794034 | Stand Low | | | | | 1.886 | |
| 451.0 | 452.0 | 794035 | | 1.0 | | | | < 0.010 | |
| 452.0 | 453.0 | 794036 | | 1.0 | | | | < 0.010 | |
| 453.0 | 454.0 | 794037 | | 1.0 | | | | 0.017 | |
| 454.0 | 455.0 | 794038 | | 1.0 | | | | < 0.010 | |
| 455.0 | 456.0 | 794039 | | 1.0 | | | | < 0.010 | |
| 456.0 | 457.0 | 794040 | | 1.0 | | | | 0.137 | |
| 457.0 | 458.0 | 794041 | | 1.0 | | | | 0.013 | |
| 458.0 | 459.0 | 794042 | | 1.0 | | | | 0.011 | |
| 459.0 | 460.0 | 794043 | | 1.0 | | | | 0.054 | |
| 460.0 | 461.0 | 794044 | | 1.0 | | | | < 0.010 | 459.8 - 467.3m Mafic Tuff/possible mafic dyke?; dark grey/black; massive; medium grained with 5% 2-3mm |

| from | to | sample # | type | width(m) | pyrite | cpy | pyrrhot | Au- gpt | description |
|---|---|---|---|---|---|---|---|---|---|
| 461.0 | 462.0 | 794045 | | 1.0 | | | | < 0.010 | size qtz pheno; minor <2% narrow (0.05-0.1m) white qtz veinlets; sharp lower contact @30 dtca |
| 462.0 | 463.0 | 794046 | | 1.0 | | | | < 0.010 | |
| 463.0 | 464.0 | 794047 | | 1.0 | | | | < 0.010 | |
| 464.0 | 465.0 | 794048 | | 1.0 | | | | 0.01 | |
| 465.0 | 466.0 | 794049 | | 1.0 | | | | < 0.010 | |
| | | 794050 | Duplicate | | | | | < 0.010 | |
| 466.0 | 467.0 | 794051 | | 1.0 | | | | < 0.010 | |
| 467.0 | 468.0 | 794052 | | 1.0 | | | | 0.052 | |
| 468.0 | 469.0 | 794053 | | 1.0 | | | | 0.053 | 467.3 - 509m Intermed Mafic Volc; light grey; moderate to strong silica alt throughtout; strong foliation @30 dtca; 1-2% irregular stringers of white carb alt; 469.4m Qtz vein, smoky grey, 0.1m wide and low angle of 25 dtca, 5-8 specks of VG, 2% diss py/po fg mineralization, sharp upper and lower contacts; 5% black tourmaline as very narrow stringers within the vein; 477-477.3m irregular white qtz vein 30% of interval, <1% blebs of py min; 505m 5cm wide white qtz vein 45 dtca, |
| 469.0 | 470.0 | 794054 | | 1.0 | | | | 5.49 | |
| 470.0 | 471.0 | 794055 | | 1.0 | | | | 0.161 | |
| 471.0 | 472.0 | 794056 | | 1.0 | | | | 0.013 | |
| 472.0 | 473.0 | 794057 | | 1.0 | | | | 0.01 | |
| 473.0 | 474.0 | 794058 | | 1.0 | | | | 0.026 | |
| 474.0 | 475.0 | 794059 | | 1.0 | | | | 0.035 | |
| 475.0 | 476.0 | 794060 | | 1.0 | | | | 0.02 | |
| 476.0 | 477.0 | 794061 | | 1.0 | | | | 0.075 | |
| 477.0 | 478.0 | 794062 | | 1.0 | | | | < 0.010 | |
| 478.0 | 479.0 | 794063 | | 1.0 | | | | 0.02 | |
| 479.0 | 480.0 | 794064 | | 1.0 | | | | 0.029 | |
| 480.0 | 481.0 | 794065 | | 1.0 | | | | 0.049 | |
| 481.0 | 482.0 | 794066 | | 1.0 | | | | 0.025 | |
| | | 794067 | Blank | | | | | < 0.010 | |
| 482.0 | 483.0 | 794068 | | 1.0 | | | | 0.039 | |
| 483.0 | 484.0 | 794069 | | 1.0 | | | | 0.494 | |
| 484.0 | 485.0 | 794070 | | 1.0 | | | | 1.471 | |
| 485.0 | 486.0 | 794071 | | 1.0 | | | | < 0.010 | |
| 486.0 | 487.0 | 794072 | | 1.0 | | | | 0.02 | |
| 487.0 | 488.0 | 794073 | | 1.0 | | | | 0.282 | |
| 488.0 | 489.0 | 794074 | | 1.0 | | | | 0.026 | |
| 489.0 | 490.0 | 794075 | | 1.0 | | | | 0.012 | |
| 490.0 | 491.0 | 794076 | | 1.0 | | | | 0.015 | |
| 491.0 | 492.0 | 794077 | | 1.0 | | | | 0.027 | |
| 492.0 | 493.0 | 794078 | | 1.0 | | | | 0.14 | |
| 493.0 | 494.0 | 794079 | | 1.0 | | | | < 0.010 | |
| 494.0 | 495.0 | 794080 | | 1.0 | | | | 0.03 | |

| from | to | sample # | type | width(m) | pyrite | cpy | pyrrhot | Au- gpt | description |
|---|---|---|---|---|---|---|---|---|---|
| 495.0 | 496.0 | 794081 | | 1.0 | | | | 0.056 | |
| 496.0 | 497.0 | 794082 | | 1.0 | | | | < 0.010 | |
| 497.0 | 498.0 | 794083 | | 1.0 | | | | < 0.010 | |
| | | 794084 | Stand High | | | | | 6.98 | |
| 498.0 | 499.0 | 794085 | | 1.0 | | | | < 0.010 | |
| 499.0 | 500.0 | 794086 | | 1.0 | | | | < 0.010 | |
| 500.0 | 501.0 | 794087 | | 1.0 | | | | < 0.010 | |
| 501.0 | 502.0 | 794088 | | 1.0 | | | | < 0.010 | |
| 502.0 | 503.0 | 794089 | | 1.0 | | | | < 0.010 | |
| 503.0 | 504.0 | 794090 | | 1.0 | | | | 0.011 | |
| 504.0 | 505.0 | 794091 | | 1.0 | | | | 0.018 | |
| 505.0 | 506.0 | 794092 | | 1.0 | | | | < 0.010 | |
| 506.0 | 507.0 | 794093 | | 1.0 | | | | < 0.010 | |
| 507.0 | 508.0 | 794094 | | 1.0 | | | | < 0.010 | |
| 508.0 | 509.0 | 794095 | | 1.0 | | | | 0.062 | |
| 509.0 | 510.0 | 794096 | | 1.0 | | | | 0.011 | 509 - 565.7m Felsic to Intermed Mafic Volc; light grey with minor intervals of dark grey; strong silica alt throughout; fine to medium grained, possible recrystallization; strong foliation @40 dtca; 545.6m 2cm wide smoky qtz vein, 2% py blebs; undefined lower contact |
| 510.0 | 511.0 | 794097 | | 1.0 | | | | < 0.010 | |
| 511.0 | 512.0 | 794098 | | 1.0 | | | | 0.043 | |
| 512.0 | 513.0 | 794099 | | 1.0 | | | | 0.043 | |
| 512.0 | 513.0 | 794100 | Duplicate | | | | | 0.012 | |
| 513.0 | 514.0 | 794101 | | 1.0 | | | | 0.077 | |
| 514.0 | 515.0 | 794102 | | 1.0 | | | | 1.154 | |
| 515.0 | 516.0 | 794103 | | 1.0 | | | | 0.015 | |
| 516.0 | 517.0 | 794104 | | 1.0 | | | | 0.012 | |
| 517.0 | 518.0 | 794105 | | 1.0 | | | | 0.01 | |
| 518.0 | 519.0 | 794106 | | 1.0 | | | | 0.021 | |
| 519.0 | 520.0 | 794107 | | 1.0 | | | | 0.037 | |
| 520.0 | 521.0 | 794108 | | 1.0 | | | | < 0.010 | |
| 521.0 | 522.0 | 794109 | | 1.0 | | | | 0.018 | |
| 522.0 | 523.0 | 794110 | | 1.0 | | | | 0.013 | |
| 523.0 | 524.0 | 794111 | | 1.0 | | | | 0.023 | |
| 524.0 | 525.0 | 794112 | | 1.0 | | | | 0.021 | |
| 525.0 | 526.0 | 794113 | | 1.0 | | | | 0.025 | |
| 526.0 | 527.0 | 794114 | | 1.0 | | | | 0.062 | |
| 527.0 | 528.0 | 794115 | | 1.0 | | | | 0.059 | |
| 528.0 | 529.0 | 794116 | | 1.0 | | | | 0.078 | |

| from | to | sample # | type | width(m) | pyrite | cpy | pyrrhot | Au- gpt | description |
|---|---|---|---|---|---|---|---|---|---|
| | | 794117 | Blank | | | | | < 0.010 | |
| 529.0 | 530.0 | 794118 | | 1.0 | | | | 0.067 | |
| 530.0 | 531.0 | 794119 | | 1.0 | | | | 0.066 | |
| 531.0 | 532.0 | 794120 | | 1.0 | | | | 0.222 | |
| 532.0 | 533.0 | 794121 | | 1.0 | | | | 0.319 | |
| 533.0 | 534.0 | 794122 | | 1.0 | | | | < 0.010 | |
| 534.0 | 535.0 | 794123 | | 1.0 | | | | 0.036 | |
| 535.0 | 536.0 | 794124 | | 1.0 | | | | 0.091 | |
| 536.0 | 537.0 | 794125 | | 1.0 | | | | 0.026 | |
| 537.0 | 538.0 | 794126 | | 1.0 | | | | 0.026 | |
| 538.0 | 539.0 | 794127 | | 1.0 | | | | 0.03 | |
| 539.0 | 540.0 | 794128 | | 1.0 | | | | 0.012 | |
| 540.0 | 541.0 | 794129 | | 1.0 | | | | 0.032 | |
| 541.0 | 542.0 | 794130 | | 1.0 | | | | 0.01 | |
| 542.0 | 543.0 | 794131 | | 1.0 | | | | < 0.010 | |
| 543.0 | 544.0 | 794132 | | 1.0 | | | | < 0.010 | |
| 544.0 | 545.0 | 794133 | | 1.0 | | | | < 0.010 | |
| | | 794134 | Stand Low | | | | | 1.944 | |
| 545.0 | 546.0 | 794135 | | 1.0 | | | | 3.906 | |
| 546.0 | 547.0 | 794136 | | 1.0 | | | | 0.063 | |
| 547.0 | 548.0 | 794137 | | 1.0 | | | | 0.104 | |
| 548.0 | 549.0 | 794138 | | 1.0 | | | | 0.044 | |
| 549.0 | 550.0 | 794139 | | 1.0 | | | | 0.098 | |
| 550.0 | 551.0 | 794140 | | 1.0 | | | | 0.141 | |
| 551.0 | 552.0 | 794141 | | 1.0 | | | | < 0.010 | |
| 552.0 | 553.0 | 794142 | | 1.0 | | | | < 0.010 | |
| 553.0 | 554.0 | 794143 | | 1.0 | | | | < 0.010 | |
| 554.0 | 555.0 | 794144 | | 1.0 | | | | < 0.010 | |
| 555.0 | 556.0 | 794145 | | 1.0 | | | | 0.049 | |
| 556.0 | 557.0 | 794146 | | 1.0 | | | | 0.072 | |
| 557.0 | 558.0 | 794147 | | 1.0 | | | | 0.052 | |
| 558.0 | 559.0 | 794148 | | 1.0 | | | | 0.064 | |
| 559.0 | 560.0 | 794149 | | 1.0 | | | | 0.037 | |
| 559.0 | 560.0 | 794150 | Duplicate | | | | | 0.052 | |
| 560.0 | 561.0 | 794151 | | 1.0 | | | | 1.665 | |
| 561.0 | 562.0 | 794152 | | 1.0 | | | | 1.526 | |

| from | to | sample # | type | width(m) | pyrite | cpy | pyrrhot | Au- gpt | description |
|---|---|---|---|---|---|---|---|---|---|
| 562.0 | 563.0 | 794153 | | 1.0 | | | | 0.11 | |
| 563.0 | 564.0 | 794154 | | 1.0 | | | | 0.04 | |
| 564.0 | 565.0 | 794155 | | 1.0 | | | | 0.277 | |
| 565.0 | 566.0 | 794156 | | 1.0 | | | | 0.086 | |
| 566.0 | 567.0 | 794157 | | 1.0 | | | | 0.029 | 565.7 - 600m Mafic Volc; very fine grained; dark grey with some light grey intervals and patches; moderate silica alt throughout interval with minor patches of strong silica alt; 565.7-570.2m, 574.5-576m, 587.2-570.5m 2% medium grained light pink garnet crystals; <5% background white/light grey qtz-carb veinlets crossing cutting the core |
| 567.0 | 568.0 | 794158 | | 1.0 | | | | 0.011 | |
| 568.0 | 569.0 | 794159 | | 1.0 | | | | 0.015 | |
| 569.0 | 570.0 | 794160 | | 1.0 | | | | < 0.010 | |
| 570.0 | 571.0 | 794161 | | 1.0 | | | | < 0.010 | |
| 571.0 | 572.0 | 794162 | | 1.0 | | | | < 0.010 | |
| 572.0 | 573.0 | 794163 | | 1.0 | | | | 0.023 | |
| 573.0 | 574.0 | 794164 | | 1.0 | | | | < 0.010 | |
| 574.0 | 575.0 | 794165 | | 1.0 | | | | < 0.010 | |
| 575.0 | 576.0 | 794166 | | 1.0 | | | | < 0.010 | |
| | | 794167 | Blank | | | | | < 0.010 | |
| 576.0 | 577.0 | 794168 | | 1.0 | | | | 0.015 | |
| 577.0 | 578.0 | 794169 | | 1.0 | | | | < 0.010 | |
| 578.0 | 579.0 | 794170 | | 1.0 | | | | < 0.010 | |
| 579.0 | 580.0 | 794171 | | 1.0 | | | | 0.051 | |
| 580.0 | 581.0 | 794172 | | 1.0 | | | | 0.079 | |
| 581.0 | 582.0 | 794173 | | 1.0 | | | | 0.028 | |
| 582.0 | 583.0 | 794174 | | 1.0 | | | | < 0.010 | |
| 583.0 | 584.0 | 794175 | | 1.0 | | | | < 0.010 | |
| 584.0 | 585.0 | 794176 | | 1.0 | | | | 0.022 | |
| 585.0 | 586.0 | 794177 | | 1.0 | | | | 0.01 | |
| 586.0 | 587.0 | 794178 | | 1.0 | | | | 0.02 | |
| 587.0 | 588.0 | 794179 | | 1.0 | | | | < 0.010 | |
| 588.0 | 589.0 | 794180 | | 1.0 | | | | < 0.010 | |
| 589.0 | 590.0 | 794181 | | 1.0 | | | | < 0.010 | |
| 590.0 | 591.0 | 794182 | | 1.0 | | | | 0.083 | |
| 591.0 | 592.0 | 794183 | | 1.0 | | | | < 0.010 | |
| | | 794184 | Stand High | | | | | 7.41 | |
| 592.0 | 593.0 | 794185 | | 1.0 | | | | < 0.010 | |
| 593.0 | 594.0 | 794186 | | 1.0 | | | | 0.012 | |
| 594.0 | 595.0 | 794187 | | 1.0 | | | | 0.05 | |
| 595.0 | 596.0 | 794188 | | 1.0 | | | | < 0.010 | |

| from | to | sample # | type | width(m) | pyrite | cpy | pyrrhot | Au- gpt | description |
|---|---|---|---|---|---|---|---|---|---|
| 596.0 | 597.0 | 794189 | | 1.0 | | | | 0.123 | |
| 597.0 | 598.0 | 794190 | | 1.0 | | | | < 0.010 | |
| 598.0 | 599.0 | 794191 | | 1.0 | | | | < 0.010 | |
| 599.0 | 600.0 | 794192 | | 1.0 | | | | < 0.010 | |
| EOH | | | | | | | | | |

| | | | | | | |
|---|---|---|---|---|---|---|
| Province/Territory | Ontario | West Red Lake Gold Mines | | | | RLG-13-05 |
| PROJECT | Rowan Lake | | | | Grid Co ordinates (UTM) GPS (handheld) | |
| CLAIM No. | KRL8169, KRL8571 | Drill Start Date | 17-Feb-13 | | X | 422364.8 |
| | | Drill Finish Date | 18-Feb-13 | | Y | 5658142.5 |
| Logged By: | Matt Long | | Az. | Incl. | Z | 372.0 |
| Date: | 18-Feb-13 | Collar | 180.00 | -45.0 | Drill Company: Chibougamau | |
| Datum | NAD 83 | | Casing | 3m | Length | 249.00 |
| zone | 15 N | | | | | |
| Core Size: NQ | | | | | | |
| Core Storage: Mt Jamie | | | | | | |

Downdip Survey

| DEPTH | | DIP | | Az | | Mag | Survey Type |
|---|---|---|---|---|---|---|---|
| 9 | | 45.6 | | 185.2 | | 60608 | Reflex EZ shot |
| 45 | | 44 | | 122.8 | | 56003 | |
| 96 | | 43.6 | | 174.5 | | 55181 | |
| 147 | | 43.1 | | 175.7 | | 55071 | |
| 198 | | 43 | | 176.4 | | 55884 | |
| 249 | | 42.4 | | 176.4 | | 57671 | |

| from | to | sample # | sample | width (m) | pyrite | chalcopy | pyrrhot | Au- gpt | description |
|---|---|---|---|---|---|---|---|---|---|
| 0.0 | 2.5 | | | | | | | | Casing |
| 2.5 | 3.0 | 794193 | | 0.5 | | | | < 0.010 | 2.5 - 41m Felsic to intermed mafic volc (possible tuff?); light grey from 2.5-22m then changing to dark grey to end of interval; very strong silica alt throughout overprinting primary litho; dark grey 1mm size 5% qtz eye's rounded; 25-37m dark grey silica shadows 2-8cm in size, rounded to subrounded, possible unaltered portions within the silica alt; gradational lower contact |
| 3.0 | 4.0 | 794194 | | 1.0 | | | | < 0.010 | |
| 4.0 | 5.0 | 794195 | | 1.0 | | | | < 0.010 | |
| 5.0 | 6.0 | 794196 | | 1.0 | | | | 0.012 | |
| 6.0 | 7.0 | 794197 | | 1.0 | | | | < 0.010 | |
| 7.0 | 8.0 | 794198 | | 1.0 | | | | 0.013 | |
| 8.0 | 9.0 | 794199 | | 1.0 | | | | 0.097 | |
| 8.0 | 9.0 | 794200 | Duplicate | | | | | 0.022 | |
| 9.0 | 10.0 | 794201 | | 1.0 | | | | < 0.010 | |
| 10.0 | 11.0 | 794202 | | 1.0 | | | | 0.023 | |
| 11.0 | 12.0 | 794203 | | 1.0 | | | | 0.237 | |
| 12.0 | 13.0 | 794204 | | 1.0 | | | | 0.038 | |
| 13.0 | 14.0 | 794205 | | 1.0 | | | | < 0.010 | |
| 14.0 | 15.0 | 794206 | | 1.0 | | | | 0.049 | |
| 15.0 | 16.0 | 794207 | | 1.0 | | | | < 0.010 | |
| 16.0 | 17.0 | 794208 | | 1.0 | | | | < 0.010 | |
| 17.0 | 18.0 | 794209 | | 1.0 | | | | < 0.010 | |
| 18.0 | 19.0 | 794210 | | 1.0 | | | | 0.033 | |
| 19.0 | 20.0 | 794211 | | 1.0 | | | | 0.01 | |
| 20.0 | 21.0 | 794212 | | 1.0 | | | | < 0.010 | |
| 21.0 | 22.0 | 794213 | | 1.0 | | | | 0.043 | |
| 22.0 | 23.0 | 794214 | | 1.0 | | | | < 0.010 | |
| 23.0 | 24.0 | 794215 | | 1.0 | | | | < 0.010 | |
| 24.0 | 25.0 | 794216 | | 1.0 | | | | < 0.010 | |
| | | 794217 | Blank | | | | | < 0.010 | |
| 25.0 | 26.0 | 794218 | | 1.0 | | | | < 0.010 | |
| 26.0 | 27.0 | 794219 | | 1.0 | | | | 0.059 | |
| 27.0 | 28.0 | 794220 | | 1.0 | | | | < 0.010 | |
| 28.0 | 29.0 | 794221 | | 1.0 | | | | < 0.010 | |
| 29.0 | 30.0 | 794222 | | 1.0 | | | | < 0.010 | |
| 30.0 | 31.0 | 794223 | | 1.0 | | | | < 0.010 | |
| 31.0 | 32.0 | 794224 | | 1.0 | | | | < 0.010 | |
| 32.0 | 33.0 | 794225 | | 1.0 | | | | 0.147 | |
| 33.0 | 34.0 | 794226 | | 1.0 | | | | < 0.010 | |
| 34.0 | 35.0 | 794227 | | 1.0 | | | | < 0.010 | |

| | | | | | | | | | |
|---|---|---|---|---|---|---|---|---|---|
| 35.0 | 36.0 | 794228 | | 1.0 | | | | < 0.010 | |
| 36.0 | 37.0 | 794229 | | 1.0 | | | | < 0.010 | |
| 37.0 | 38.0 | 794230 | | 1.0 | | | | < 0.010 | |
| 38.0 | 39.0 | 794231 | | 1.0 | | | | 0.015 | |
| 39.0 | 40.0 | 794232 | | 1.0 | | | | 0.026 | |
| 40.0 | 41.0 | 794233 | | 1.0 | | | | 0.019 | |
| | | 794234 | Stand Low | | | | | 2.127 | 41 - 46m Intermed Mafic Volcaniclastic; very strong silica alt; light and dark grey with the frags being dark grey; fragments are mafic volc., re-healed with late silica and 15% in abundance, size varies from 1-15cm |
| 41.0 | 42.0 | 794235 | | 1.0 | | | | < 0.010 | |
| 42.0 | 43.0 | 794236 | | 1.0 | | | | < 0.010 | |
| 43.0 | 44.0 | 794237 | | 1.0 | | | | < 0.010 | |
| 44.0 | 45.0 | 794238 | | 1.0 | | | | 0.054 | |
| 45.0 | 46.0 | 794239 | | 1.0 | | | | < 0.010 | |
| 46.0 | 47.0 | 794240 | | 1.0 | | | | 0.023 | |
| 47.0 | 48.0 | 794241 | | 1.0 | | | | 0.031 | 46 - 62m Mafic Volc and mafic tuff?; dark grey; 50/50 intermix of fine grained mafic volc and medium grained mafic tuff, tuff has 25% medium grained white phenocrysts; 53.2m 1cm wide smoky qtz vein, trace% vfg py (po?) @25 dtca |
| 48.0 | 49.0 | 794242 | | 1.0 | | | | 0.019 | |
| 49.0 | 50.0 | 794243 | | 1.0 | | | | 0.454 | |
| 50.0 | 51.0 | 794244 | | 1.0 | | | | < 0.010 | |
| 51.0 | 52.0 | 794245 | | 1.0 | | | | < 0.010 | |
| 52.0 | 53.0 | 794246 | | 1.0 | | | | < 0.010 | |
| 53.0 | 54.0 | 794247 | | 1.0 | | | | < 0.010 | |
| 54.0 | 55.0 | 794248 | | 1.0 | | | | < 0.010 | |
| 55.0 | 56.0 | 794249 | | 1.0 | | | | 0.033 | |
| 55.0 | 56.0 | 794250 | Duplicate | | | | | < 0.010 | |
| 56.0 | 57.0 | 794251 | | 1.0 | | | | < 0.010 | |
| 57.0 | 58.0 | 794252 | | 1.0 | | | | < 0.010 | |
| 58.0 | 59.0 | 794253 | | 1.0 | | | | 0.035 | |
| 59.0 | 60.0 | 794254 | | 1.0 | | | | < 0.010 | |
| 60.0 | 61.0 | 794255 | | 1.0 | | | | < 0.010 | |
| 61.0 | 62.0 | 794256 | | 1.0 | | | | < 0.010 | |
| 62.0 | 63.0 | 794257 | | 1.0 | | | | < 0.010 | 62 - 69m Mafic Volc; moderate silica alt; minor brecciation due to silica alt; weak foliation @45 dtca; gradational lower contact |
| 63.0 | 64.0 | 794258 | | 1.0 | | | | 0.036 | |
| 64.0 | 65.0 | 794259 | | 1.0 | | | | 0.01 | |
| 65.0 | 66.0 | 794260 | | 1.0 | | | | < 0.010 | |
| 66.0 | 67.0 | 794261 | | 1.0 | | | | 0.013 | |
| 67.0 | 68.0 | 794262 | | 1.0 | | | | 0.082 | |
| 68.0 | 69.0 | 794263 | | 1.0 | | | | < 0.010 | |
| 69.0 | 70.0 | 794264 | | 1.0 | | | | < 0.010 | 69 - 91.8m Mafic Volc tuff; dark grey; medium grained; massive but minor sections with weak foliation @50 |

| | | | | | | | | | |
|---|---|---|---|---|---|---|---|---|---|
| 70.0 | 71.0 | 794265 | | 1.0 | | | | < 0.010 | dtca; no veining or veinlets; gradational and undefined lower contact |
| 71.0 | 72.0 | 794266 | | 1.0 | | | | 0.012 | |
| | | 794267 | Blank | 0.0 | | | | < 0.010 | |
| 72.0 | 73.0 | 794268 | | 1.0 | | | | < 0.010 | |
| 73.0 | 74.0 | 794269 | | 1.0 | | | | 0.021 | |
| 74.0 | 75.0 | 794270 | | 1.0 | | | | 0.016 | |
| 75.0 | 76.0 | 794271 | | 1.0 | | | | 0.016 | |
| 76.0 | 77.0 | 794272 | | 1.0 | | | | < 0.010 | |
| 77.0 | 78.0 | 794273 | | 1.0 | | | | < 0.010 | |
| 78.0 | 79.0 | 794274 | | 1.0 | | | | 0.04 | |
| 79.0 | 80.0 | 794275 | | 1.0 | | | | 0.024 | |
| 80.0 | 81.0 | 794276 | | 1.0 | | | | < 0.010 | |
| 81.0 | 82.0 | 794277 | | 1.0 | | | | 0.099 | |
| 82.0 | 83.0 | 794278 | | 1.0 | | | | < 0.010 | |
| 83.0 | 84.0 | 794279 | | 1.0 | | | | < 0.010 | |
| 84.0 | 85.0 | 794280 | | 1.0 | | | | 0.024 | |
| 85.0 | 86.0 | 794281 | | 1.0 | | | | 0.074 | |
| 86.0 | 87.0 | 794282 | | 1.0 | | | | 0.119 | |
| 87.0 | 88.0 | 794283 | | 1.0 | | | | 0.06 | |
| | | 794284 | Blank | 0.0 | | | | < 0.010 | |
| 88.0 | 89.0 | 794285 | | 1.0 | | | | 0.014 | |
| 89.0 | 90.0 | 794286 | | 1.0 | | | | < 0.010 | |
| 90.0 | 91.0 | 794287 | | 1.0 | | | | < 0.010 | |
| 91.0 | 91.8 | 794288 | | 0.8 | | | | < 0.010 | |
| 91.8 | 93.0 | 794289 | | 1.2 | | | | 0.084 | 91.8 - 102m Mafic Volc with strong silica alt; weak brecciation due to silica alt; weak foliation @50 dtca; 98.2-99m and 99.7-100.4m ductile deformation/fault zones, strong lamination and re-healed breccia, minor py/po <2% @98.6 as stringers parallel to foliation |
| 93.0 | 94.0 | 794290 | | 1.0 | | | | 0.101 | |
| 94.0 | 95.0 | 794291 | | 1.0 | | | | 0.011 | |
| 95.0 | 96.0 | 794292 | | 1.0 | | | | < 0.010 | |
| 96.0 | 97.0 | 794293 | | 1.0 | | | | < 0.010 | |
| 97.0 | 98.0 | 794294 | | 1.0 | | | | < 0.010 | |
| 98.0 | 99.0 | 794295 | | 1.0 | | | | 0.181 | |
| 99.0 | 100.0 | 794296 | | 1.0 | | | | 0.092 | |
| 100.0 | 101.0 | 794297 | | 1.0 | | | | 0.04 | |
| 101.0 | 102.0 | 794298 | | 1.0 | | | | 0.034 | |
| 102.0 | 103.0 | 794299 | | 1.0 | | | | 0.195 | 102 - 104.3m Cherty sulphide facies Iron Formation; very fine to fine grained; strongly magnetic; 2-3% stringers of po/py mineralization cross cutting banding; weak banding/lamination; very weak and undefined upper and lower contacts |
| 102.0 | 103.0 | 794300 | Duplicate | 1.0 | | | | 0.114 | |
| 103.0 | 104.3 | 794301 | | 1.3 | | | | 0.734 | |

| | | | | | | | | | |
|---|---|---|---|---|---|---|---|---|---|
| 104.3 | 105.0 | 794302 | | 0.7 | | | | 0.026 | |
| 105.0 | 106.0 | 794303 | | 1.0 | | | | 0.012 | 104.3 - 132.7m Intermed Mafic Volc; light grey; fine grained; moderate to strong pervasive silica alt; 119.8-120.1m cherty iron formation; gradational lower contact |
| 106.0 | 107.0 | 794304 | | 1.0 | | | | < 0.010 | |
| 107.0 | 108.0 | 794305 | | 1.0 | | | | 0.016 | |
| 108.0 | 109.0 | 794306 | | 1.0 | | | | < 0.010 | |
| 109.0 | 110.0 | 794307 | | 1.0 | | | | < 0.010 | |
| 110.0 | 111.0 | 794308 | | 1.0 | | | | < 0.010 | |
| 111.0 | 112.0 | 794309 | | 1.0 | | | | < 0.010 | |
| 112.0 | 113.0 | 794310 | | 1.0 | | | | 0.016 | |
| 113.0 | 114.0 | 794311 | | 1.0 | | | | < 0.010 | |
| 114.0 | 115.0 | 794312 | | 1.0 | | | | < 0.010 | |
| 115.0 | 116.0 | 794313 | | 1.0 | | | | < 0.010 | |
| 116.0 | 117.0 | 794314 | | 1.0 | | | | < 0.010 | |
| 117.0 | 118.0 | 794315 | | 1.0 | | | | < 0.010 | |
| 118.0 | 119.0 | 794316 | | 1.0 | | | | < 0.010 | |
| | | 794317 | Blank | 0.0 | | | | < 0.010 | |
| 119.0 | 120.0 | 794318 | | 1.0 | | | | 0.012 | |
| 120.0 | 121.0 | 794319 | | 1.0 | | | | 0.038 | |
| 121.0 | 122.0 | 794320 | | 1.0 | | | | < 0.010 | |
| 122.0 | 123.0 | 794321 | | 1.0 | | | | 0.013 | |
| 123.0 | 124.0 | 794322 | | 1.0 | | | | 0.029 | |
| 124.0 | 125.0 | 794323 | | 1.0 | | | | < 0.010 | |
| 125.0 | 126.0 | 794324 | | 1.0 | | | | < 0.010 | |
| 126.0 | 127.0 | 794325 | | 1.0 | | | | 0.036 | |
| 127.0 | 128.0 | 794326 | | 1.0 | | | | 0.027 | |
| 128.0 | 129.0 | 794327 | | 1.0 | | | | 1.087 | |
| 129.0 | 130.0 | 794328 | | 1.0 | | | | 0.049 | |
| 130.0 | 131.0 | 794329 | | 1.0 | | | | 0.028 | |
| 131.0 | 132.0 | 794330 | | 1.0 | | | | 0.246 | |
| 132.0 | 132.7 | 794331 | | 0.7 | | | | 0.038 | |
| 132.7 | 134.0 | 794332 | | 1.3 | | | | 0.025 | 132.7 - 137m Iron Formation; sulphide facies; massive py/po mineralization of up to 35%, strong mag; sharp lower contact @70 dtca |
| 134.0 | 135.0 | 794333 | | 1.0 | | | | 0.041 | |
| | | 794334 | Stand Low | 0.0 | | | | 2.056 | |
| 135.0 | 136.0 | 794335 | | 1.0 | | | | 0.086 | |
| 136.0 | 137.0 | 794336 | | 1.0 | | | | 0.097 | |
| 137.0 | 138.0 | 794337 | | 1.0 | | | | < 0.010 | 137 - 142.9m Qtz-Carb Breccia; light/dark grey; 5% stringers and threads of po/py min throughout interval; sharp lower contact wavy with no angle |
| 138.0 | 139.0 | 794338 | | 1.0 | | | | 0.03 | |

| | | | | | | | | | |
|---|---|---|---|---|---|---|---|---|---|
| 139.0 | 140.0 | 794339 | | 1.0 | | | | 0.031 | |
| 140.0 | 141.0 | 794340 | | 1.0 | | | | 0.015 | |
| 141.0 | 142.0 | 794341 | | 1.0 | | | | 0.01 | |
| 142.0 | 142.9 | 794342 | | 0.9 | | | | < 0.010 | |
| 142.9 | 144.0 | 794343 | | 1.1 | | | | < 0.010 | 142.9 - 145.5m Mafic Volc; dark grey; fine grained massive; sharp lower contact that is wavy and undulating |
| 144.0 | 144.7 | 794344 | | 0.7 | | | | 0.196 | |
| 144.7 | 145.5 | 794345 | | 0.8 | | | | 0.144 | |
| 145.5 | 146.5 | 794346 | | 1.0 | | | | 0.014 | 145.5 - 164.8m Qtz-Carb Breccia; light and dark grey with marble like texture; minor green chl alt stringers and threads; trace% py mineralization; 147.8-149.8, 155.2-155.4, 155.8-156.4m, 162-162.3, 164-164.8m mafic volc intercalated within the breccia |
| 146.5 | 147.8 | 794347 | | 1.3 | | | | < 0.010 | |
| 147.8 | 148.8 | 794348 | | 1.0 | | | | < 0.010 | |
| 148.8 | 150.0 | 794349 | | 1.2 | | | | < 0.010 | |
| 148.8 | 150.0 | 794350 | Duplicate | | | | | < 0.010 | |
| 150.0 | 151.0 | 794351 | | 1.0 | | | | 0.025 | |
| 151.0 | 152.0 | 794352 | | 1.0 | | | | 0.01 | |
| 152.0 | 153.0 | 794353 | | 1.0 | | | | 0.02 | |
| 153.0 | 154.0 | 794354 | | 1.0 | | | | < 0.010 | |
| 154.0 | 155.0 | 794355 | | 1.0 | | | | < 0.010 | |
| 155.0 | 155.8 | 794356 | | 0.8 | | | | < 0.010 | |
| 155.8 | 156.4 | 794357 | | 0.6 | | | | < 0.010 | |
| 156.4 | 157.0 | 794358 | | 0.6 | | | | 0.015 | |
| 157.0 | 158.0 | 794359 | | 1.0 | | | | 0.012 | |
| 158.0 | 159.0 | 794360 | | 1.0 | | | | < 0.010 | |
| 159.0 | 160.0 | 794361 | | 1.0 | | | | 0.011 | |
| 160.0 | 161.0 | 794362 | | 1.0 | | | | < 0.010 | 164.8 - 174.7m Qtz-Carb Breccia 100%; light/dark grey with marble like texture; <5% light stringers chl alt; no mineralization; gradational and undefined lower contact |
| 161.0 | 162.0 | 794363 | | 1.0 | | | | < 0.010 | |
| 162.0 | 163.0 | 794364 | | 1.0 | | | | 0.058 | |
| 163.0 | 164.0 | 794365 | | 1.0 | | | | 0.019 | |
| 164.0 | 164.8 | 794366 | | 0.8 | | | | 1.163 | |
| | | 794367 | Blank | 0.0 | | | | < 0.010 | |
| 164.8 | 166.0 | 794368 | | 1.2 | | | | 0.026 | |
| 166.0 | 167.0 | 794369 | | 1.0 | | | | < 0.010 | |
| 167.0 | 168.0 | 794370 | | 1.0 | | | | < 0.010 | |
| 168.0 | 169.0 | 794371 | | 1.0 | | | | 0.01 | |
| 169.0 | 170.0 | 794372 | | 1.0 | | | | < 0.010 | |
| 170.0 | 171.0 | 794373 | | 1.0 | | | | < 0.010 | |
| 171.0 | 172.0 | 794374 | | 1.0 | | | | 0.039 | |
| 172.0 | 173.0 | 794375 | | 1.0 | | | | 0.04 | |

| | | | | | | | | | |
|---|---|---|---|---|---|---|---|---|---|
| 173.0 | 174.0 | 794376 | | 1.0 | | | | 0.168 | |
| 174.0 | 174.7 | 794377 | | 0.7 | | | | 0.157 | |
| 174.7 | 176.0 | 794378 | | 1.3 | | | | 0.074 | 174.7 - 179.5m Mineralized Qtz-Carb Breccia; dark grey; strong 8-10% py/po mineralization as stringers and threads parallel to core axis; strong mag; sharp lower contact @55 dtca |
| 176.0 | 177.0 | 794379 | | 1.0 | | | | 0.054 | |
| 177.0 | 178.0 | 794380 | | 1.0 | | | | 0.063 | |
| 178.0 | 179.0 | 794381 | | 1.0 | | | | 0.076 | |
| 179.0 | 179.5 | 794382 | | 0.5 | | | | 0.09 | |
| 179.5 | 180.0 | 794383 | | 0.5 | | | | < 0.010 | 179.5 - 199.2m Qtz-Carb Breccia; light/dark grey; minor light green chl alt stringers and threads; mineralization concentrated in short intervals 194.3-194.8 and 195.5-195.8m, 10% massive threads of mostly po with lesser py; sharp lower contact @45 dtca |
| | | 794384 | Blank | 0.0 | | | | < 0.010 | |
| 180.0 | 181.0 | 794385 | | 1.0 | | | | < 0.010 | |
| 181.0 | 182.0 | 794386 | | 1.0 | | | | < 0.010 | |
| 182.0 | 183.0 | 794387 | | 1.0 | | | | < 0.010 | |
| 183.0 | 184.0 | 794388 | | 1.0 | | | | < 0.010 | |
| 184.0 | 185.0 | 794389 | | 1.0 | | | | 0.013 | |
| 185.0 | 186.0 | 794390 | | 1.0 | | | | < 0.010 | |
| 186.0 | 187.0 | 794391 | | 1.0 | | | | < 0.010 | |
| 187.0 | 188.0 | 794392 | | 1.0 | | | | 0.023 | |
| 188.0 | 189.0 | 794393 | | 1.0 | | | | < 0.010 | |
| 189.0 | 190.0 | 794394 | | 1.0 | | | | < 0.010 | |
| 190.0 | 191.0 | 794395 | | 1.0 | | | | < 0.010 | |
| 191.0 | 192.0 | 794396 | | 1.0 | | | | 0.102 | |
| 192.0 | 193.0 | 794397 | | 1.0 | | | | < 0.010 | |
| 193.0 | 194.0 | 794398 | | 1.0 | | | | < 0.010 | |
| 194.0 | 195.0 | 794399 | | 1.0 | | | | 0.027 | |
| | | 794400 | Duplicate | 0.0 | | | | 0.146 | |
| 195.0 | 196.0 | 794401 | | 1.0 | | | | 0.05 | |
| 196.0 | 197.0 | 794402 | | 1.0 | | | | < 0.010 | |
| 197.0 | 198.0 | 794403 | | 1.0 | | | | < 0.010 | |
| 198.0 | 199.2 | 794404 | | 1.2 | | | | < 0.010 | |
| 199.2 | 200.0 | 794405 | | 0.8 | | | | 0.029 | 199.2 - 204m Mafic Volc; dark grey; medium grained; massive; gradational lower contact |
| 200.0 | 201.0 | 794406 | | 1.0 | | | | < 0.010 | |
| 201.0 | 202.0 | 794407 | | 1.0 | | | | < 0.010 | |
| 202.0 | 203.0 | 794408 | | 1.0 | | | | < 0.010 | |
| 203.0 | 204.0 | 794409 | | 1.0 | | | | < 0.010 | |
| 204.0 | 205.0 | 794410 | | 1.0 | | | | < 0.010 | 204 - 209m 60% Mafic Volc and 40% Qtz-carb Breccia; Brecciated and intercalated mafic volc and qtz-carb breccia; sharp lower contact @35 dtca |
| 205.0 | 206.0 | 794411 | | 1.0 | | | | < 0.010 | |
| 206.0 | 207.0 | 794412 | | 1.0 | | | | < 0.010 | |

| | | | | | | | | | |
|---|---|---|---|---|---|---|---|---|---|
| 207.0 | 208.0 | 794413 | | 1.0 | | | | < 0.010 | |
| 208.0 | 209.0 | 794414 | | 1.0 | | | | < 0.010 | |
| 209.0 | 210.0 | 794415 | | 1.0 | | | | < 0.010 | 209 - 231.8m Qtz-Carb Breccia; light/dark grey marble like texture; trace% diss pervassive mineralization; 216.9-217.3 and 222-222.4m mafic volc; 222.4-222.8m ductile deformation zone with 5% blebs/threads of py/po; sharp lower contact @35 dtca |
| 210.0 | 211.0 | 794416 | | 1.0 | | | | 0.014 | |
| | | 794417 | Blank | 0.0 | | | | < 0.010 | |
| 211.0 | 212.0 | 794418 | | 1.0 | | | | 0.029 | |
| 212.0 | 213.0 | 794419 | | 1.0 | | | | 0.032 | |
| 213.0 | 214.0 | 794420 | | 1.0 | | | | 0.075 | |
| 214.0 | 215.0 | 794421 | | 1.0 | | | | 0.016 | |
| 215.0 | 216.0 | 794422 | | 1.0 | | | | 0.01 | |
| 216.0 | 217.0 | 794423 | | 1.0 | | | | < 0.010 | |
| 217.0 | 218.0 | 794424 | | 1.0 | | | | 0.011 | |
| 218.0 | 219.0 | 794425 | | 1.0 | | | | 0.011 | |
| 219.0 | 220.0 | 794426 | | 1.0 | | | | < 0.010 | |
| 220.0 | 221.0 | 794427 | | 1.0 | | | | < 0.010 | |
| 221.0 | 222.0 | 794428 | | 1.0 | | | | 0.028 | |
| 222.0 | 223.0 | 794429 | | 1.0 | | | | 0.013 | |
| 223.0 | 224.0 | 794430 | | 1.0 | | | | 0.01 | |
| 224.0 | 225.0 | 794431 | | 1.0 | | | | < 0.010 | |
| 225.0 | 226.0 | 794432 | | 1.0 | | | | < 0.010 | |
| 226.0 | 227.0 | 794433 | | 1.0 | | | | < 0.010 | |
| | | 794434 | Stand Low | 0.0 | | | | 1.945 | |
| 227.0 | 228.0 | 794435 | | 1.0 | | | | 0.019 | |
| 228.0 | 229.0 | 794436 | | 1.0 | | | | 0.012 | |
| 229.0 | 230.0 | 794437 | | 1.0 | | | | 0.072 | |
| 230.0 | 231.0 | 794438 | | 1.0 | | | | 0.08 | |
| 231.0 | 231.8 | 794439 | | 0.8 | | | | 0.036 | |
| 231.8 | 233.0 | 794440 | | 1.2 | | | | 0.02 | 231.8 - 249m 70% Argillite/Mudstone; black; very fine grained; very strong foliation @45 dtca; 5% stringers and threads of py mineralization parallel to foliation; remaining 30% intercalated light grey mafic volc with very sharp contacts with mudstone; intervals are <1m in width; EOH @249m |
| 233.0 | 234.0 | 794441 | | 1.0 | | | | 0.015 | |
| 234.0 | 235.0 | 794442 | | 1.0 | | | | 0.035 | |
| 235.0 | 236.0 | 794443 | | 1.0 | | | | 0.026 | |
| 236.0 | 237.0 | 794444 | | 1.0 | | | | 0.014 | |
| 237.0 | 238.0 | 794445 | | 1.0 | | | | < 0.010 | |
| 238.0 | 239.0 | 794446 | | 1.0 | | | | 0.015 | |
| 239.0 | 240.0 | 794447 | | 1.0 | | | | < 0.010 | |
| 240.0 | 241.0 | 794448 | | 1.0 | | | | < 0.010 | |
| 241.0 | 242.0 | 794449 | | 1.0 | | | | 0.025 | |

| | | | | | | | | | |
|---|---|---|---|---|---|---|---|---|---|
| 241.0 | 242.0 | 794450 | Duplicate | 1.0 | | | | 0.011 | |
| 242.0 | 243.0 | 794451 | | 1.0 | | | | 0.018 | |
| 243.0 | 244.0 | 794452 | | 1.0 | | | | 0.034 | |
| 244.0 | 245.0 | 794453 | | 1.0 | | | | < 0.010 | |
| 245.0 | 246.0 | 794454 | | 1.0 | | | | 0.038 | |
| 246.0 | 247.0 | 794455 | | 1.0 | | | | 0.027 | |
| 247.0 | 248.0 | 794456 | | 1.0 | | | | 1.561 | |
| 248.0 | 249.0 | 794457 | | 1.0 | | | | 1.178 | |
| **EOH** | | | | | | | | | |

| | | | | | | |
|---|---|---|---|---|---|---|
| Province/Territory | Ontario | West Red Lake Gold Mines | | | | RLG-13-06 |
| PROJECT | Rowan Lake | | | | Grid Co ordinates (UTM) GPS (handheld) | |
| CLAIM No. | KRL8169, KRL8571 | Drill Start Date | 19-Feb-13 | | X | 422364.8 |
| | | Drill Finish Date | 22-Feb-13 | | Y | 5658142.5 |
| Logged By: | Matt Long | | Az. | Incl. | Z | 372.0 |
| Date: | | Collar | 180.00 | -60.0 | Drill Company: Chibougamau | |
| Datum | NAD 83 | | Casing | 3m | Length | 381.00 |
| zone | 15 N | | | | | |
| Core Size: NQ | | | | | | |
| Core Storage: Mt Jamie | | | | | | |

Downdip Survey

| DEPTH | | DIP | | AZIMUT | | Mag | Survey Type |
|---|---|---|---|---|---|---|---|
| 12 | | 59.7 | | 185.7 | | 60011 | Reflex EZ shot |
| 63 | | 52.4 | | 173.7 | | 54922 | |
| 114 | | 51.7 | | 175.3 | | 55059 | |
| 165 | | 50.8 | | 176.5 | | 55116 | |
| 216 | | 50.8 | | 269.5 | | 5592? | |
| 267 | | 50.6 | | 176.7 | | 55608 | |
| 330 | | 49.7 | | 179.7 | | 56185 | |
| 378 | | 49.1 | | 178.2 | | 55693 | |

| from | to | sample # | sample | width (m) | pyrite | chalcopy | pyrrhot | Au- gpt | description |
|---|---|---|---|---|---|---|---|---|---|
| 0.0 | 2.0 | | | | | | | | Casing |
| 2.0 | 3.0 | 794458 | | 1.0 | | | | 0.021 | 2 - 45m Felsic to intermed mafic volc (possible qtz-crystal tuff); medium grained; weak foliation at 45 dtca; 15% 1-2mm rounded black qtz-eyes; 18.9m 5cm white qtz vein; gradational and undefined lower contact |
| 3.0 | 4.0 | 794459 | | 1.0 | | | | 0.058 | |
| 4.0 | 5.0 | 794460 | | 1.0 | | | | < 0.010 | |
| 5.0 | 6.0 | 794461 | | 1.0 | | | | < 0.010 | |
| 6.0 | 7.0 | 794462 | | 1.0 | | | | < 0.010 | |
| 7.0 | 8.0 | 794463 | | 1.0 | | | | 0.021 | |
| 8.0 | 9.0 | 794464 | | 1.0 | | | | 0.046 | |
| 9.0 | 10.0 | 794465 | | 1.0 | | | | 0.013 | |
| 10.0 | 11.0 | 794466 | | 1.0 | | | | < 0.010 | |
| | | 794467 | Blank | 0.0 | | | | < 0.010 | |
| 11.0 | 12.0 | 794468 | | 1.0 | | | | < 0.010 | |
| 12.0 | 13.0 | 794469 | | 1.0 | | | | < 0.010 | |
| 13.0 | 14.0 | 794470 | | 1.0 | | | | 0.047 | |
| 14.0 | 15.0 | 794471 | | 1.0 | | | | < 0.010 | |
| 15.0 | 16.0 | 794472 | | 1.0 | | | | 0.027 | |
| 16.0 | 17.0 | 794473 | | 1.0 | | | | 0.014 | |
| 17.0 | 18.0 | 794474 | | 1.0 | | | | < 0.010 | |
| 18.0 | 19.0 | 794475 | | 1.0 | | | | 0.035 | |
| 19.0 | 20.0 | 794476 | | 1.0 | | | | < 0.010 | |
| 20.0 | 21.0 | 794477 | | 1.0 | | | | 0.125 | |
| 21.0 | 22.0 | 794478 | | 1.0 | | | | < 0.010 | |
| 22.0 | 23.0 | 794479 | | 1.0 | | | | 0.028 | |
| 23.0 | 24.0 | 794480 | | 1.0 | | | | < 0.010 | |
| 24.0 | 25.0 | 794481 | | 1.0 | | | | < 0.010 | |
| 25.0 | 26.0 | 794482 | | 1.0 | | | | < 0.010 | |
| 26.0 | 27.0 | 794483 | | 1.0 | | | | < 0.010 | |
| | | 794484 | Stand High | 0.0 | | | | 6.36 | |
| 27.0 | 28.0 | 794485 | | 1.0 | | | | 0.011 | |
| 28.0 | 29.0 | 794486 | | 1.0 | | | | < 0.010 | |
| 29.0 | 30.0 | 794487 | | 1.0 | | | | 0.011 | |
| 30.0 | 31.0 | 794488 | | 1.0 | | | | < 0.010 | |
| 31.0 | 32.0 | 794489 | | 1.0 | | | | < 0.010 | |
| 32.0 | 33.0 | 794490 | | 1.0 | | | | < 0.010 | |
| 33.0 | 34.0 | 794491 | | 1.0 | | | | < 0.010 | |
| 34.0 | 35.0 | 794492 | | 1.0 | | | | < 0.010 | |

| from | to | sample # | sample | width (m) | pyrite | chalcopy | pyrrhot | Au- gpt | description |
|---|---|---|---|---|---|---|---|---|---|
| 35.0 | 36.0 | 794493 | | 1.0 | | | | < 0.010 | |
| 36.0 | 37.0 | 794494 | | 1.0 | | | | < 0.010 | |
| 37.0 | 38.0 | 794495 | | 1.0 | | | | < 0.010 | |
| 38.0 | 39.0 | 794496 | | 1.0 | | | | < 0.010 | |
| 39.0 | 40.0 | 794497 | | 1.0 | | | | 0.066 | |
| 40.0 | 41.0 | 794498 | | 1.0 | | | | < 0.010 | |
| 41.0 | 42.0 | 794499 | | 1.0 | | | | < 0.010 | |
| 41.0 | 42.0 | 794500 | Duplicate | 1.0 | | | | 0.017 | |
| 42.0 | 43.0 | 794501 | | 1.0 | | | | < 0.010 | |
| 43.0 | 44.0 | 794502 | | 1.0 | | | | < 0.010 | |
| 44.0 | 45.0 | 794503 | | 1.0 | | | | < 0.010 | |
| 45.0 | 46.0 | 794504 | | 1.0 | | | | < 0.010 | 45 - 55m Intermed Mafic Volc; dark grey; moderate silica alt; 25% intercalated medium grained mafic tuff; very weak brecciation due to silica alt; undefined lower contact |
| 46.0 | 47.0 | 794505 | | 1.0 | | | | 0.021 | |
| 47.0 | 48.0 | 794506 | | 1.0 | | | | 0.038 | |
| 48.0 | 49.0 | 794507 | | 1.0 | | | | 0.019 | |
| 49.0 | 50.0 | 794508 | | 1.0 | | | | 0.011 | |
| 50.0 | 51.0 | 794509 | | 1.0 | | | | < 0.010 | |
| 51.0 | 52.0 | 794510 | | 1.0 | | | | < 0.010 | |
| 52.0 | 53.0 | 794511 | | 1.0 | | | | < 0.010 | |
| 53.0 | 54.0 | 794512 | | 1.0 | | | | < 0.010 | |
| 54.0 | 55.0 | 794513 | | 1.0 | | | | 0.085 | |
| 55.0 | 56.0 | 794514 | | 1.0 | | | | 0.014 | 55 - 72m Mafic Volc Tuff; medium grained with 1mm size white phenocrysts at 10%; massive with no foliation; undefined lower contact |
| 56.0 | 57.0 | 794515 | | 1.0 | | | | < 0.010 | |
| 57.0 | 58.0 | 794516 | | 1.0 | | | | < 0.010 | |
| | | 794517 | Blank | 0.0 | | | | < 0.010 | |
| 58.0 | 59.0 | 794518 | | 1.0 | | | | 0.012 | |
| 59.0 | 60.0 | 794519 | | 1.0 | | | | < 0.010 | |
| 60.0 | 61.0 | 794520 | | 1.0 | | | | < 0.010 | |
| 61.0 | 62.0 | 794521 | | 1.0 | | | | 0.014 | |
| 62.0 | 63.0 | 794522 | | 1.0 | | | | < 0.010 | |
| 63.0 | 64.0 | 794523 | | 1.0 | | | | < 0.010 | |
| 64.0 | 65.0 | 794524 | | 1.0 | | | | < 0.010 | |
| 65.0 | 66.0 | 794525 | | 1.0 | | | | < 0.010 | |
| 66.0 | 67.0 | 794526 | | 1.0 | | | | < 0.010 | |
| 67.0 | 68.0 | 794527 | | 1.0 | | | | < 0.010 | |
| 68.0 | 69.0 | 794528 | | 1.0 | | | | < 0.010 | |

| from | to | sample # | sample | width (m) | pyrite | chalcopy | pyrrhot | Au- gpt | description |
|---|---|---|---|---|---|---|---|---|---|
| 69.0 | 70.0 | 794529 | | 1.0 | | | | < 0.010 | |
| 70.0 | 71.0 | 794530 | | 1.0 | | | | < 0.010 | |
| 71.0 | 72.0 | 794531 | | 1.0 | | | | < 0.010 | |
| 72.0 | 73.0 | 794532 | | 1.0 | | | | 0.019 | 72 - 77m Intermed Mafic Volc; light/dark grey; fine grained; strong silica alt; undefined lower contact |
| 73.0 | 74.0 | 794533 | | 1.0 | | | | < 0.010 | |
| | | 794534 | Stand Low | 0.0 | | | | 2.025 | |
| 74.0 | 75.0 | 794535 | | 1.0 | | | | < 0.010 | |
| 75.0 | 76.0 | 794536 | | 1.0 | | | | 0.043 | |
| 76.0 | 77.0 | 794537 | | 1.0 | | | | < 0.010 | |
| 77.0 | 78.0 | 794538 | | 1.0 | | | | < 0.010 | 77 - 116.2m Intermed Mafic Volc Tuff; fine to medium grained; dark grey; weak to moderate silica alt; Strongly broken core from 77.8-86, low RQD due to natural breaks not drill related; 88.9m white qtz vein with trace% py min, low angle @35 dtca, 8cm in width; weak re-healed brecciation from 106.5-115; sharp lower contact @50 dtca |
| 78.0 | 79.0 | 794539 | | 1.0 | | | | 0.014 | |
| 79.0 | 80.0 | 794540 | | 1.0 | | | | < 0.010 | |
| 80.0 | 81.0 | 794541 | | 1.0 | | | | < 0.010 | |
| 81.0 | 82.0 | 794542 | | 1.0 | | | | 0.02 | |
| 82.0 | 83.0 | 794543 | | 1.0 | | | | 0.045 | |
| 83.0 | 84.0 | 794544 | | 1.0 | | | | < 0.010 | |
| 84.0 | 85.0 | 794545 | | 1.0 | | | | 0.075 | |
| 85.0 | 86.0 | 794546 | | 1.0 | | | | < 0.010 | |
| 86.0 | 87.0 | 794547 | | 1.0 | | | | < 0.010 | |
| 87.0 | 88.0 | 794548 | | 1.0 | | | | < 0.010 | |
| 88.0 | 89.0 | 794549 | | 1.0 | | | | < 0.010 | |
| 88.0 | 89.0 | 794550 | Duplicate | 1.0 | | | | < 0.010 | |
| 89.0 | 90.0 | 794551 | | 1.0 | | | | < 0.010 | |
| 90.0 | 91.0 | 794552 | | 1.0 | | | | < 0.010 | |
| 91.0 | 92.0 | 794553 | | 1.0 | | | | < 0.010 | |
| 92.0 | 93.0 | 794554 | | 1.0 | | | | < 0.010 | |
| 93.0 | 94.0 | 794555 | | 1.0 | | | | < 0.010 | |
| 94.0 | 95.0 | 794556 | | 1.0 | | | | < 0.010 | |
| 95.0 | 96.0 | 794557 | | 1.0 | | | | < 0.010 | |
| 96.0 | 97.0 | 794558 | | 1.0 | | | | < 0.010 | |
| 97.0 | 98.0 | 794559 | | 1.0 | | | | < 0.010 | |
| 98.0 | 99.0 | 794560 | | 1.0 | | | | < 0.010 | |
| 99.0 | 100.0 | 794561 | | 1.0 | | | | < 0.010 | |
| 100.0 | 101.0 | 794562 | | 1.0 | | | | 0.027 | |
| 101.0 | 102.0 | 794563 | | 1.0 | | | | < 0.010 | |
| 102.0 | 103.0 | 794564 | | 1.0 | | | | < 0.010 | |

| from | to | sample # | sample | width (m) | pyrite | chalcopy | pyrrhot | Au- gpt | description |
|---|---|---|---|---|---|---|---|---|---|
| 103.0 | 104.0 | 794565 | | 1.0 | | | | < 0.010 | |
| 104.0 | 105.0 | 794566 | | 1.0 | | | | < 0.010 | |
| | | 794567 | Blank | 0.0 | | | | < 0.010 | |
| 105.0 | 106.0 | 794568 | | 1.0 | | | | < 0.010 | |
| 106.0 | 107.0 | 794569 | | 1.0 | | | | 0.013 | |
| 107.0 | 108.0 | 794570 | | 1.0 | | | | < 0.010 | |
| 108.0 | 109.0 | 794571 | | 1.0 | | | | < 0.010 | |
| 109.0 | 110.0 | 794572 | | 1.0 | | | | 0.078 | |
| 110.0 | 111.0 | 794573 | | 1.0 | | | | 0.014 | |
| 111.0 | 112.0 | 794574 | | 1.0 | | | | < 0.010 | |
| 112.0 | 113.0 | 794575 | | 1.0 | | | | < 0.010 | |
| 113.0 | 114.0 | 794576 | | 1.0 | | | | < 0.010 | |
| 114.0 | 115.0 | 794577 | | 1.0 | | | | < 0.010 | |
| 115.0 | 116.2 | 794578 | | 1.2 | | | | 0.024 | |
| 116.2 | 117.0 | 794579 | | 0.8 | | | | 0.012 | |
| 117.0 | 118.1 | 794580 | | 1.1 | | | | 0.064 | 116.2 - 118.1m Iron Formation sulphide facies; strong banding that is wavy and deformed; strong mag; 5-8% po with lesser py mineralization as stringers and threads; sharp lower contact @50 dtca |
| 118.1 | 119.0 | 794581 | | 0.9 | | | | < 0.010 | |
| 119.0 | 120.0 | 794582 | | 1.0 | | | | < 0.010 | 118.1 - 126.6m Mafic Volc; light grey; weak silica alt; fine to medium grained; late qtz vein |
| 120.0 | 121.0 | 794583 | | 1.0 | | | | 0.015 | |
| | | 794584 | Blank | 0.0 | | | | < 0.010 | |
| 121.0 | 122.0 | 794585 | | 1.0 | | | | 0.029 | |
| 122.0 | 123.0 | 794586 | | 1.0 | | | | 0.013 | |
| 123.0 | 124.0 | 794587 | | 1.0 | | | | < 0.010 | |
| 124.0 | 125.0 | 794588 | | 1.0 | | | | < 0.010 | |
| 125.0 | 126.0 | 794589 | | 1.0 | | | | < 0.010 | |
| 126.0 | 126.6 | 794590 | | 0.6 | | | | < 0.010 | |
| 126.6 | 128.0 | 794591 | | 1.4 | | | | 0.018 | |
| 128.0 | 129.0 | 794592 | | 1.0 | | | | 0.027 | 126.6 - 131.3m Iron Formation; cherty sulphide facies; strongly bedded and laminated at 50 dtca; 8% po mineralization as stringers and threads parallel to bedding and crossing cutting laminations; sharp lower contact @55 dtca |
| 129.0 | 130.0 | 794593 | | 1.0 | | | | 0.028 | |
| 130.0 | 131.3 | 794594 | | 1.3 | | | | 0.036 | |
| 131.3 | 132.0 | 794595 | | 0.7 | | | | < 0.010 | |
| 132.0 | 133.0 | 794596 | | 1.0 | | | | < 0.010 | 131.3 - 172m Mafic volc; fine to medium grained; massive with very weak foliation @45 dtca; 1-2% very narrow threads of white carb veinlets x-cutting the core138.3-138.8m black very fine grained argillite or iron formation, 2-3% py/po stringers, very sharp upper and lower contacts; 166.3-168.4m very strong silica alt; 170.8-172m intercalated qtz-carb breccia of 50% before the lower contact; sharp lower contact @45 dtca |
| 133.0 | 134.0 | 794597 | | 1.0 | | | | < 0.010 | |
| 134.0 | 135.0 | 794598 | | 1.0 | | | | < 0.010 | |
| 135.0 | 136.0 | 794599 | | 1.0 | | | | 0.012 | |
| | | 794600 | Duplicate | 0.0 | | | | 0.012 | |

| from | to | sample # | sample | width (m) | pyrite | chalcopy | pyrrhot | Au- gpt | description |
|---|---|---|---|---|---|---|---|---|---|
| 136.0 | 137.0 | 794601 | | 1.0 | | | | 0.471 | |
| 137.0 | 138.0 | 794602 | | 1.0 | | | | < 0.010 | |
| 138.0 | 139.0 | 794603 | | 1.0 | | | | 0.017 | |
| 139.0 | 140.0 | 794604 | | 1.0 | | | | < 0.010 | |
| 140.0 | 141.0 | 794605 | | 1.0 | | | | < 0.010 | |
| 141.0 | 142.0 | 794606 | | 1.0 | | | | < 0.010 | |
| 142.0 | 143.0 | 794607 | | 1.0 | | | | < 0.010 | |
| 143.0 | 144.0 | 794608 | | 1.0 | | | | < 0.010 | |
| 144.0 | 145.0 | 794609 | | 1.0 | | | | 0.013 | |
| 145.0 | 146.0 | 794610 | | 1.0 | | | | < 0.010 | |
| 146.0 | 147.0 | 794611 | | 1.0 | | | | < 0.010 | |
| 147.0 | 148.0 | 794612 | | 1.0 | | | | 0.037 | |
| 148.0 | 149.0 | 794613 | | 1.0 | | | | 0.022 | |
| 149.0 | 150.0 | 794614 | | 1.0 | | | | < 0.010 | 172 - 212.9m Qtz-Carb Breccia; light and dark grey marble like texture, minor colloform texture; strong brecciation; stringers and threads of dark green chl alt; minor intervals of trace% py min; 176.5-177m, 185.5-186m, 189-189.2m mafic volc intercalated intervals that have sharp contacts |
| 150.0 | 151.0 | 794615 | | 1.0 | | | | 0.03 | |
| 151.0 | 152.0 | 794616 | | 1.0 | | | | < 0.010 | |
| | | 794617 | Blank | 0.0 | | | | < 0.010 | |
| 152.0 | 153.0 | 794618 | | 1.0 | | | | < 0.010 | |
| 153.0 | 154.0 | 794619 | | 1.0 | | | | < 0.010 | |
| 154.0 | 155.0 | 794620 | | 1.0 | | | | < 0.010 | |
| 155.0 | 156.0 | 794621 | | 1.0 | | | | < 0.010 | |
| 156.0 | 157.0 | 794622 | | 1.0 | | | | < 0.010 | |
| 157.0 | 158.0 | 794623 | | 1.0 | | | | < 0.010 | |
| 158.0 | 159.0 | 794624 | | 1.0 | | | | < 0.010 | |
| 159.0 | 160.0 | 794625 | | 1.0 | | | | < 0.010 | |
| 160.0 | 161.0 | 794626 | | 1.0 | | | | 0.147 | |
| 161.0 | 162.0 | 794627 | | 1.0 | | | | < 0.010 | |
| 162.0 | 163.0 | 794628 | | 1.0 | | | | < 0.010 | |
| 163.0 | 164.0 | 794629 | | 1.0 | | | | < 0.010 | |
| 164.0 | 165.0 | 794630 | | 1.0 | | | | < 0.010 | |
| 165.0 | 166.0 | 794631 | | 1.0 | | | | < 0.010 | |
| 166.0 | 167.0 | 794632 | | 1.0 | | | | 0.061 | |
| 167.0 | 168.0 | 794633 | | 1.0 | | | | 0.039 | |
| | | 794634 | Stand Low | 0.0 | | | | 1.845 | |
| 168.0 | 169.0 | 794635 | | 1.0 | | | | 0.086 | |
| 169.0 | 170.0 | 794636 | | 1.0 | | | | 0.09 | |

| from | to | sample # | sample | width (m) | pyrite | chalcopy | pyrrhot | Au- gpt | description |
|---|---|---|---|---|---|---|---|---|---|
| 170.0 | 171.0 | 794637 | | 1.0 | | | | 0.021 | |
| 171.0 | 172.0 | 794638 | | 1.0 | | | | < 0.010 | |
| 172.0 | 173.0 | 794639 | | 1.0 | | | | 0.013 | |
| 173.0 | 174.0 | 794640 | | 1.0 | | | | < 0.010 | |
| 174.0 | 175.0 | 794641 | | 1.0 | | | | 0.022 | |
| 175.0 | 176.0 | 794642 | | 1.0 | | | | 0.033 | |
| 176.0 | 177.0 | 794643 | | 1.0 | | | | 0.026 | |
| 177.0 | 178.0 | 794644 | | 1.0 | | | | 0.025 | |
| 178.0 | 179.0 | 794645 | | 1.0 | | | | < 0.010 | |
| 179.0 | 180.0 | 794646 | | 1.0 | | | | < 0.010 | |
| 180.0 | 181.0 | 794647 | | 1.0 | | | | < 0.010 | |
| 181.0 | 182.0 | 794648 | | 1.0 | | | | < 0.010 | |
| 182.0 | 183.0 | 794649 | | 1.0 | | | | 0.012 | |
| 182.0 | 183.0 | 794650 | Duplicate | 1.0 | | | | 0.046 | |
| 183.0 | 184.0 | 794651 | | 1.0 | | | | < 0.010 | |
| 184.0 | 185.0 | 794652 | | 1.0 | | | | 0.013 | |
| 185.0 | 186.0 | 794653 | | 1.0 | | | | < 0.010 | |
| 186.0 | 187.0 | 794654 | | 1.0 | | | | < 0.010 | |
| 187.0 | 188.0 | 794655 | | 1.0 | | | | 0.011 | |
| 188.0 | 189.0 | 794656 | | 1.0 | | | | 0.01 | |
| 189.0 | 190.0 | 794657 | | 1.0 | | | | 0.016 | |
| 190.0 | 191.0 | 794658 | | 1.0 | | | | < 0.010 | |
| 191.0 | 192.0 | 794659 | | 1.0 | | | | 0.021 | |
| 192.0 | 193.0 | 794660 | | 1.0 | | | | < 0.010 | |
| 193.0 | 194.0 | 794661 | | 1.0 | | | | < 0.010 | |
| 194.0 | 195.0 | 794662 | | 1.0 | | | | < 0.010 | |
| 195.0 | 196.0 | 794663 | | 1.0 | | | | 0.012 | |
| 196.0 | 197.0 | 794664 | | 1.0 | | | | 0.03 | |
| 197.0 | 198.0 | 794665 | | 1.0 | | | | < 0.010 | |
| 198.0 | 199.0 | 794666 | | 1.0 | | | | < 0.010 | |
| | | 794667 | Blank | 0.0 | | | | < 0.010 | |
| 199.0 | 200.0 | 794668 | | 1.0 | | | | < 0.010 | |
| 200.0 | 201.0 | 794669 | | 1.0 | | | | < 0.010 | |
| 201.0 | 202.0 | 794670 | | 1.0 | | | | < 0.010 | |
| 202.0 | 203.0 | 794671 | | 1.0 | | | | < 0.010 | |
| 203.0 | 204.0 | 794672 | | 1.0 | | | | < 0.010 | |

| from | to | sample # | sample | width (m) | pyrite | chalcopy | pyrrhot | Au- gpt | description |
|---|---|---|---|---|---|---|---|---|---|
| 204.0 | 205.0 | 794673 | | 1.0 | | | | < 0.010 | |
| 205.0 | 206.0 | 794674 | | 1.0 | | | | < 0.010 | |
| 206.0 | 207.0 | 794675 | | 1.0 | | | | < 0.010 | |
| 207.0 | 208.0 | 794676 | | 1.0 | | | | < 0.010 | |
| 208.0 | 209.0 | 794677 | | 1.0 | | | | < 0.010 | |
| 209.0 | 210.0 | 794678 | | 1.0 | | | | 0.012 | |
| 210.0 | 211.0 | 794679 | | 1.0 | | | | < 0.010 | |
| 211.0 | 212.0 | 794680 | | 1.0 | | | | 0.049 | |
| 212.0 | 212.9 | 794681 | | 0.9 | | | | 0.191 | |
| 212.9 | 214.0 | 794682 | | 1.1 | | | | 3.911 | |
| 214.0 | 215.0 | 794683 | | 1.0 | | | | 0.025 | 212.9 - 216.8m Intermed Mafic Volc; strong silica alt; 20% qtz-carb breccia; strong fol @45 dtca; 213.6-213.9m 5% po min stringers and threads; sharp lower contact that is brecciated/no angle |
| | | 794684 | Blank | 0.0 | | | | < 0.010 | |
| 215.0 | 216.0 | 794685 | | 1.0 | | | | 0.031 | |
| 216.0 | 216.8 | 794686 | | 0.8 | | | | 0.048 | |
| 216.8 | 218.0 | 794687 | | 1.2 | | | | 0.032 | |
| 218.0 | 219.0 | 794688 | | 1.0 | | | | 0.038 | 216.8 - 294m Qtz-Carb Breccia; light and dark grey marble like texture; first metre of interval is 50/50 mixture of Qtz-carb breccia and dark mafic volc.; 5% threads/stringers/wisps of chl alt throughout the interval; minor intervals of trace% py min; 288-294m 2-3% stringers and blebs of py |
| 219.0 | 220.0 | 794689 | | 1.0 | | | | 0.013 | |
| 220.0 | 221.0 | 794690 | | 1.0 | | | | 0.014 | |
| 221.0 | 222.0 | 794691 | | 1.0 | | | | 0.029 | |
| 222.0 | 223.0 | 794692 | | 1.0 | | | | < 0.010 | |
| 223.0 | 224.0 | 794693 | | 1.0 | | | | < 0.010 | |
| 224.0 | 225.0 | 794694 | | 1.0 | | | | 0.031 | |
| 225.0 | 226.0 | 794695 | | 1.0 | | | | < 0.010 | |
| 226.0 | 227.0 | 794696 | | 1.0 | | | | 0.024 | |
| 227.0 | 228.0 | 794697 | | 1.0 | | | | 0.01 | |
| 228.0 | 229.0 | 794698 | | 1.0 | | | | 0.023 | |
| 229.0 | 230.0 | 794699 | | 1.0 | | | | < 0.010 | |
| 229.0 | 230.0 | 794700 | Duplicate | 1.0 | | | | < 0.010 | |
| 230.0 | 231.0 | 794701 | | 1.0 | | | | 0.06 | |
| 231.0 | 232.0 | 794702 | | 1.0 | | | | 0.151 | |
| 232.0 | 233.0 | 794703 | | 1.0 | | | | 0.077 | |
| 233.0 | 234.0 | 794704 | | 1.0 | | | | 9.32 | |
| 234.0 | 235.0 | 794705 | | 1.0 | | | | 0.016 | |
| 235.0 | 236.0 | 794706 | | 1.0 | | | | 0.026 | |
| 236.0 | 237.0 | 794707 | | 1.0 | | | | 0.011 | |
| 237.0 | 238.0 | 794708 | | 1.0 | | | | 0.014 | |

| from | to | sample # | sample | width (m) | pyrite | chalcopy | pyrrhot | Au- gpt | description |
|---|---|---|---|---|---|---|---|---|---|
| 238.0 | 239.0 | 794709 | | 1.0 | | | | 0.028 | |
| 239.0 | 240.0 | 794710 | | 1.0 | | | | 0.055 | |
| 240.0 | 241.0 | 794711 | | 1.0 | | | | 0.031 | |
| 241.0 | 242.0 | 794712 | | 1.0 | | | | 0.016 | |
| 242.0 | 243.0 | 794713 | | 1.0 | | | | < 0.010 | |
| 243.0 | 244.0 | 794714 | | 1.0 | | | | < 0.010 | |
| 244.0 | 245.0 | 794715 | | 1.0 | | | | < 0.010 | |
| 245.0 | 246.0 | 794716 | | 1.0 | | | | < 0.010 | |
| | | 794717 | Blank | 0.0 | | | | < 0.010 | |
| 246.0 | 247.0 | 794718 | | 1.0 | | | | 0.014 | |
| 247.0 | 248.0 | 794719 | | 1.0 | | | | 0.012 | |
| 248.0 | 249.0 | 794720 | | 1.0 | | | | < 0.010 | |
| 249.0 | 250.0 | 794721 | | 1.0 | | | | < 0.010 | |
| 250.0 | 251.0 | 794722 | | 1.0 | | | | < 0.010 | |
| 251.0 | 252.0 | 794723 | | 1.0 | | | | 0.01 | |
| 252.0 | 253.0 | 794724 | | 1.0 | | | | 0.069 | |
| 253.0 | 254.0 | 794725 | | 1.0 | | | | 0.119 | |
| 254.0 | 255.0 | 794726 | | 1.0 | | | | < 0.010 | |
| 255.0 | 256.0 | 794727 | | 1.0 | | | | < 0.010 | |
| 256.0 | 257.0 | 794728 | | 1.0 | | | | < 0.010 | |
| 257.0 | 258.0 | 794729 | | 1.0 | | | | < 0.010 | |
| 258.0 | 259.0 | 794730 | | 1.0 | | | | < 0.010 | |
| 259.0 | 260.0 | 794731 | | 1.0 | | | | < 0.010 | |
| 260.0 | 261.0 | 794732 | | 1.0 | | | | < 0.010 | |
| 261.0 | 262.0 | 794733 | | 1.0 | | | | < 0.010 | |
| | | 794734 | Stand Low | 0.0 | | | | 1.939 | |
| 262.0 | 263.0 | 794735 | | 1.0 | | | | 0.018 | |
| 263.0 | 264.0 | 794736 | | 1.0 | | | | 0.109 | |
| 264.0 | 265.0 | 794737 | | 1.0 | | | | 0.015 | |
| 265.0 | 266.0 | 794738 | | 1.0 | | | | 0.018 | |
| 266.0 | 267.0 | 794739 | | 1.0 | | | | 0.034 | |
| 267.0 | 268.0 | 794740 | | 1.0 | | | | 0.059 | |
| 268.0 | 269.0 | 794741 | | 1.0 | | | | 0.026 | |
| 269.0 | 270.0 | 794742 | | 1.0 | | | | 0.011 | |
| 270.0 | 271.0 | 794743 | | 1.0 | | | | 0.02 | |
| 271.0 | 272.0 | 794744 | | 1.0 | | | | 0.029 | |

| from | to | sample # | sample | width (m) | pyrite | chalcopy | pyrrhot | Au- gpt | description |
|---|---|---|---|---|---|---|---|---|---|
| 272.0 | 273.0 | 794745 | | 1.0 | | | | < 0.010 | |
| 273.0 | 274.0 | 794746 | | 1.0 | | | | < 0.010 | |
| 274.0 | 275.0 | 794747 | | 1.0 | | | | < 0.010 | |
| 275.0 | 276.0 | 794748 | | 1.0 | | | | 0.05 | |
| 276.0 | 277.0 | 794749 | | 1.0 | | | | < 0.010 | |
| 276.0 | 277.0 | 794750 | Duplicate | 1.0 | | | | < 0.010 | |
| 277.0 | 278.0 | 794751 | | 1.0 | | | | < 0.010 | |
| 278.0 | 279.0 | 794752 | | 1.0 | | | | < 0.010 | |
| 279.0 | 280.0 | 794753 | | 1.0 | | | | < 0.010 | |
| 280.0 | 281.0 | 794754 | | 1.0 | | | | < 0.010 | |
| 281.0 | 282.0 | 794755 | | 1.0 | | | | < 0.010 | |
| 282.0 | 283.0 | 794756 | | 1.0 | | | | < 0.010 | |
| 283.0 | 284.0 | 794757 | | 1.0 | | | | < 0.010 | |
| 284.0 | 285.0 | 794758 | | 1.0 | | | | < 0.010 | |
| 285.0 | 286.0 | 794759 | | 1.0 | | | | 0.023 | |
| 286.0 | 287.0 | 794760 | | 1.0 | | | | 0.072 | |
| 287.0 | 288.0 | 794761 | | 1.0 | | | | < 0.010 | |
| 288.0 | 289.0 | 794762 | | 1.0 | | | | 0.029 | |
| 289.0 | 290.0 | 794763 | | 1.0 | | | | 0.013 | |
| 290.0 | 291.0 | 794764 | | 1.0 | | | | < 0.010 | |
| 291.0 | 292.0 | 794765 | | 1.0 | | | | 0.024 | |
| 292.0 | 293.0 | 794766 | | 1.0 | | | | 0.022 | |
| | | 794767 | Blank | 0.0 | | | | < 0.010 | |
| 293.0 | 294.0 | 794768 | | 1.0 | | | | < 0.010 | |
| 294.0 | 295.0 | 794769 | | 1.0 | | | | < 0.010 | 294 - 300.6m Qtz-Carb Breccia with 40% intercalated dark grey mafic volc; mafic intervals are <0.5m in width with the widest from 300-300.6m; 2-3% stringers and blebs of py min |
| 295.0 | 296.0 | 794770 | | 1.0 | | | | 0.021 | |
| 296.0 | 297.0 | 794771 | | 1.0 | | | | < 0.010 | |
| 297.0 | 298.0 | 794772 | | 1.0 | | | | 0.016 | |
| 298.0 | 299.0 | 794773 | | 1.0 | | | | 0.045 | |
| 299.0 | 300.0 | 794774 | | 1.0 | | | | < 0.010 | |
| 300.0 | 300.6 | 794775 | | 0.6 | | | | < 0.010 | |
| 300.6 | 302.0 | 794776 | | 1.4 | | | | < 0.010 | 300.6 - 308m Qtz-Carb Breccia; light/dark grey with marble like texture; strong 8% wisps/stringers of dark green chl alt; 5% stringers/threads of py min throughout interval; 306.4-306.6m dark grey/black mafic volc frag, sharp contacts but brecciated and deformed; lower contact undefined |
| 302.0 | 303.0 | 794777 | | 1.0 | | | | 0.02 | |
| 303.0 | 304.0 | 794778 | | 1.0 | | | | 0.439 | |
| 304.0 | 305.0 | 794779 | | 1.0 | | | | 0.111 | |
| 305.0 | 306.0 | 794780 | | 1.0 | | | | < 0.010 | |

| from | to | sample # | sample | width (m) | pyrite | chalcopy | pyrrhot | Au- gpt | description |
|---|---|---|---|---|---|---|---|---|---|
| 306.0 | 307.0 | 794781 | | 1.0 | | | | 0.019 | |
| 307.0 | 308.0 | 794782 | | 1.0 | | | | 0.013 | |
| 308.0 | 309.0 | 794783 | | 1.0 | | | | 0.035 | 308 - 333m Qtz-Carb Breccia; dark grey with minor intervals/patches of light grey; marble like texture; very strong chl alt as stringers and wisps; 8-10% strong py min with possible aspy?, occurring as threads and massive bands; 322.8-323.3m mafic volc with sharp contacts; sharp lower contact with mafic volc @50 dtca |
| | | 794784 | Blank | 0.0 | | | | < 0.010 | |
| 309.0 | 310.0 | 794785 | | 1.0 | | | | 0.038 | |
| 310.0 | 311.0 | 794786 | | 1.0 | | | | 0.2 | |
| 311.0 | 312.0 | 794787 | | 1.0 | | | | 0.058 | |
| 312.0 | 313.0 | 794788 | | 1.0 | | | | 0.046 | |
| 313.0 | 314.0 | 794789 | | 1.0 | | | | 0.014 | |
| 314.0 | 315.0 | 794790 | | 1.0 | | | | 0.024 | |
| 315.0 | 316.0 | 794791 | | 1.0 | | | | 0.027 | |
| 316.0 | 317.0 | 794792 | | 1.0 | | | | 0.112 | |
| 317.0 | 318.0 | 794793 | | 1.0 | | | | < 0.010 | |
| 318.0 | 319.0 | 794794 | | 1.0 | | | | 0.021 | |
| 319.0 | 320.0 | 794795 | | 1.0 | | | | 0.011 | |
| 320.0 | 321.0 | 794796 | | 1.0 | | | | 0.039 | |
| 321.0 | 322.0 | 794797 | | 1.0 | | | | 0.128 | |
| 322.0 | 323.0 | 794798 | | 1.0 | | | | 0.197 | |
| 323.0 | 324.0 | 794799 | | 1.0 | | | | 0.017 | |
| 323.0 | 324.0 | 794800 | Duplicate | 1.0 | | | | 0.012 | |
| 324.0 | 325.0 | 794801 | | 1.0 | | | | 0.032 | |
| 325.0 | 326.0 | 794802 | | 1.0 | | | | < 0.010 | |
| 326.0 | 327.0 | 794803 | | 1.0 | | | | < 0.010 | |
| 327.0 | 328.0 | 794804 | | 1.0 | | | | < 0.010 | |
| 328.0 | 329.0 | 794805 | | 1.0 | | | | 0.025 | |
| 329.0 | 330.0 | 794806 | | 1.0 | | | | 0.035 | |
| 330.0 | 331.0 | 794807 | | 1.0 | | | | < 0.010 | |
| 331.0 | 332.0 | 794808 | | 1.0 | | | | 0.015 | |
| 332.0 | 333.0 | 794809 | | 1.0 | | | | 0.019 | |
| 333.0 | 334.3 | 794810 | | 1.3 | | | | < 0.010 | 333 - 334.3m Mafic Volc; light grey; weak silica alt; sharp lower contact @35 dtca |
| 334.3 | 335.0 | 794811 | | 0.7 | | | | 0.031 | 334.3 - 350.8m Qtz-Carb Breccia; dark and light grey; brecciated and marble texture; strong 10% dark green chl alt as wisps and threads; 343.8-345.5m 5-8% threads and blebs of py min with minor po, localized strong mag; 345.5-346.8m intercalated mafic volc, pale grey with strong silica alt and fragmented contacts; sharp lower contact @30 dtca |
| 335.0 | 336.0 | 794812 | | 1.0 | | | | < 0.010 | |
| 336.0 | 337.0 | 794813 | | 1.0 | | | | < 0.010 | |
| 337.0 | 338.0 | 794814 | | 1.0 | | | | < 0.010 | |
| 338.0 | 339.0 | 794815 | | 1.0 | | | | < 0.010 | |
| 339.0 | 340.0 | 794816 | | 1.0 | | | | < 0.010 | |

| from | to | sample # | sample | width (m) | pyrite | chalcopy | pyrrhot | Au- gpt | description |
|---|---|---|---|---|---|---|---|---|---|
| | | 794817 | Blank | 0.0 | | | | < 0.010 | |
| 340.0 | 341.0 | 794818 | | 1.0 | | | | < 0.010 | |
| 341.0 | 342.0 | 794819 | | 1.0 | | | | < 0.010 | |
| 342.0 | 343.0 | 794820 | | 1.0 | | | | < 0.010 | |
| 343.0 | 344.0 | 794821 | | 1.0 | | | | < 0.010 | |
| 344.0 | 345.0 | 794822 | | 1.0 | | | | 0.012 | |
| 345.0 | 346.0 | 794823 | | 1.0 | | | | 0.016 | |
| 346.0 | 347.0 | 794824 | | 1.0 | | | | < 0.010 | |
| 347.0 | 348.0 | 794825 | | 1.0 | | | | < 0.010 | |
| 348.0 | 349.0 | 794826 | | 1.0 | | | | < 0.010 | |
| 349.0 | 350.0 | 794827 | | 1.0 | | | | 0.023 | |
| 350.0 | 350.8 | 794828 | | 0.8 | | | | < 0.010 | |
| 350.8 | 352.0 | 794829 | | 1.2 | | | | < 0.010 | 350.8 - 354m Intermed Mafic Volc; massive; fine grained; undefined lower contact due to drill break |
| 352.0 | 353.0 | 794830 | | 1.0 | | | | < 0.010 | |
| 353.0 | 354.0 | 794831 | | 1.0 | | | | < 0.010 | |
| 354.0 | 355.0 | 794832 | | 1.0 | | | | 0.022 | 3454 - 369m Qtz-Carb Breccia; dark grey; brecciated texture with minor marble texture; strong 8% min from 357.5-358.5m as stringers and threads and associated with dark grey/smoky qtz, possible aspy; 360.5-361m mafic volc with sharp undulating contacts w/ breccia; 365-369m 50/50 mixture of qtz-carb breccia and mafic volc as intercalated intervals, grades into qtz-carb interval |
| 355.0 | 356.0 | 794833 | | 1.0 | | | | 0.012 | |
| | | 794834 | Stand Low | 0.0 | | | | 1.904 | |
| 356.0 | 357.0 | 794835 | | 1.0 | | | | < 0.010 | |
| 357.0 | 358.0 | 794836 | | 1.0 | | | | < 0.010 | |
| 358.0 | 359.0 | 794837 | | 1.0 | | | | 0.012 | |
| 359.0 | 360.0 | 794838 | | 1.0 | | | | < 0.010 | |
| 360.0 | 361.0 | 794839 | | 1.0 | | | | < 0.010 | |
| 361.0 | 362.0 | 794840 | | 1.0 | | | | < 0.010 | |
| 362.0 | 363.0 | 794841 | | 1.0 | | | | < 0.010 | |
| 363.0 | 364.0 | 794842 | | 1.0 | | | | < 0.010 | |
| 364.0 | 365.0 | 794843 | | 1.0 | | | | < 0.010 | |
| 365.0 | 366.0 | 794844 | | 1.0 | | | | < 0.010 | |
| 366.0 | 367.0 | 794845 | | 1.0 | | | | < 0.010 | |
| 367.0 | 368.0 | 794846 | | 1.0 | | | | < 0.010 | |
| 368.0 | 369.0 | 794847 | | 1.0 | | | | < 0.010 | |
| 369.0 | 370.0 | 794848 | | 1.0 | | | | < 0.010 | 369 - 375m Mafic Volc; dark grey; fine grained; weak to moderate foliation @45 dtca; sharp lower contact @45 dtca |
| 370.0 | 371.0 | 794849 | | 1.0 | | | | < 0.010 | |
| 370.0 | 371.0 | 794850 | Duplicate | 1.0 | | | | < 0.010 | |
| 371.0 | 372.0 | 794851 | | 1.0 | | | | < 0.010 | |
| 372.0 | 373.0 | 794852 | | 1.0 | | | | < 0.010 | |

| from | to | sample # | sample | width (m) | pyrite | chalcopy | pyrrhot | Au- gpt | description |
|---|---|---|---|---|---|---|---|---|---|
| 373.0 | 374.0 | 794853 | | 1.0 | | | | 0.014 | |
| 374.0 | 375.0 | 794854 | | 1.0 | | | | < 0.010 | |
| 375.0 | 376.0 | 794855 | | 1.0 | | | | < 0.010 | 375 - 381m Felsic to Intermed Mafic Volc; very strong to intense silica alt overprinting primary litho; strong light green epidote alt occurring as bands parallel to foliation; foliation/lamination very strong @45 dtca; EOH @381m |
| 376.0 | 377.0 | 794856 | | 1.0 | | | | < 0.010 | |
| 377.0 | 378.0 | 794857 | | 1.0 | | | | < 0.010 | |
| 378.0 | 379.0 | 794858 | | 1.0 | | | | < 0.010 | |
| 379.0 | 380.0 | 794859 | | 1.0 | | | | 0.011 | |
| 380.0 | 381.0 | 794860 | | 1.0 | | | | < 0.010 | |
| EOH | | | | | | | | | |

| | | | | | | |
|---|---|---|---|---|---|---|
| Province/Territory | Ontario | West Red Lake Gold Mines | | | | RLG-13-07 |
| PROJECT | Rowan Lake | | | | Grid Co ordinates (UTM) GPS (handheld) | |
| CLAIM No. | KRL8169, KRL8571 | Drill Start Date | 22-Feb-13 | | X | 422387.9 |
| | | Drill Finish Date | 24-Feb-13 | | Y | 5658076.7 |
| Logged By: | Matt Long | | Az. | Incl. | Z | 368.0 |
| Date: | 24-Feb-13 | Collar | 180.00 | -45.0 | Drill Company: Chibougamau | |
| Datum | NAD 83 | | Casing | 3m | Length | 288.00 |
| zone | 15 N | | | | | |
| Core Size: NQ | | | | | | |
| Core Storage: Mt Jamie | | | | | | |

**Downhole Survey**

| DEPTH | | DIP | | AZIMUT | | Mag | Survey Type |
|---|---|---|---|---|---|---|---|
| 12 | | -46.9 | | 163.8 | | 55349 | Reflex EZ shot |
| 63 | | -45.5 | | 161.1 | | 57240 | |
| 117 | | -42.7 | | 180.4 | | 54832 | |
| 168 | | -42.9 | | 177.9 | | 55676 | |
| 219 | | -42.3 | | 178.6 | | 55513 | |
| 288 | | -41.7 | | 180.5 | | 55544 | |

| from | to | sample # | sample | width (m) | pyrite | chalcopy | pyrrhot | Au- gpt | description |
|---|---|---|---|---|---|---|---|---|---|
| 0.0 | 5.7 | | | | | | | | Casing |
| 5.7 | 7.0 | 794861 | | 1.3 | | | | 0.024 | 5.7 - 10.7m Intermed mafic volc; medium grained; moderate silica alt; undefined lower contact |
| 7.0 | 8.0 | 794862 | | 1.0 | | | | 0.072 | |
| 8.0 | 9.0 | 794863 | | 1.0 | | | | 0.052 | |
| 9.0 | 10.0 | 794864 | | 1.0 | | | | 0.136 | |
| 10.0 | 10.7 | 794865 | | 0.7 | | | | < 0.010 | |
| 10.7 | 12.0 | 794866 | | 1.3 | | | | 0.018 | 10.7 - 14.5m Cherty Iron Formation; 20% intercalated mafic volc; strong po min of 2-3% stringers/threads with 90% massive sulphides from 13.8-14.3m; gradational and undefined lower contact |
| | | 794867 | Blank | 0.0 | | | | < 0.010 | |
| 12.0 | 13.0 | 794868 | | 1.0 | | | | 0.152 | |
| 13.0 | 14.0 | 794869 | | 1.0 | | | | 0.45 | |
| 14.0 | 14.5 | 794870 | | 0.5 | | | | 0.157 | |
| 14.5 | 15.0 | 794871 | | 0.5 | | | | 0.291 | 14.5 - 46m Mafic Volc; fine grained with medium grained white phenocrysts at 1-2%; massive with no foliation; 29.3-29.9m massive 100% po with lesser py mineralization, very vuggy, strong mag due to po; sharp lower contact @55 dtca |
| 15.0 | 16.0 | 794872 | | 1.0 | | | | 0.059 | |
| 16.0 | 17.0 | 794873 | | 1.0 | | | | 0.221 | |
| 17.0 | 18.0 | 794874 | | 1.0 | | | | 3.989 | |
| 18.0 | 19.0 | 794875 | | 1.0 | | | | 5.75 | |
| 19.0 | 20.0 | 794876 | | 1.0 | | | | 1.526 | |
| 20.0 | 21.0 | 794877 | | 1.0 | | | | 0.404 | |
| 21.0 | 22.0 | 794878 | | 1.0 | | | | 0.086 | |
| 22.0 | 23.0 | 794879 | | 1.0 | | | | 0.016 | |
| 23.0 | 24.0 | 794880 | | 1.0 | | | | 0.027 | |
| 24.0 | 25.0 | 794881 | | 1.0 | | | | 0.014 | |
| 25.0 | 26.0 | 794882 | | 1.0 | | | | 0.032 | |
| 26.0 | 27.0 | 794883 | | 1.0 | | | | 0.028 | |
| | | 794884 | Blank | 0.0 | | | | < 0.010 | |
| 27.0 | 28.0 | 794885 | | 1.0 | | | | 0.035 | |
| 28.0 | 29.3 | 794886 | | 1.3 | | | | 0.122 | |
| 29.3 | 29.9 | 794887 | | 0.6 | | | | 0.146 | |
| 29.9 | 31.0 | 794888 | | 1.1 | | | | < 0.010 | |
| 31.0 | 32.0 | 794889 | | 1.0 | | | | < 0.010 | |
| 32.0 | 33.0 | 794890 | | 1.0 | | | | 0.011 | |
| 33.0 | 34.0 | 794891 | | 1.0 | | | | 0.128 | |
| 34.0 | 35.0 | 794892 | | 1.0 | | | | 0.081 | |
| 35.0 | 36.0 | 794893 | | 1.0 | | | | < 0.010 | |
| 36.0 | 37.0 | 794894 | | 1.0 | | | | 0.014 | |
| 37.0 | 38.0 | 794895 | | 1.0 | | | | < 0.010 | |

| from | to | sample # | sample | width (m) | pyrite | chalcopy | pyrrhot | Au- gpt | description |
|---|---|---|---|---|---|---|---|---|---|
| 38.0 | 39.0 | 794896 | | 1.0 | | | | < 0.010 | |
| 39.0 | 40.0 | 794897 | | 1.0 | | | | < 0.010 | |
| 40.0 | 41.0 | 794898 | | 1.0 | | | | 0.049 | |
| 41.0 | 42.0 | 794899 | | 1.0 | | | | 0.013 | |
| | | 794900 | Duplicate | 0.0 | | | | 0.013 | |
| 42.0 | 43.0 | 794901 | | 1.0 | | | | < 0.010 | |
| 43.0 | 44.0 | 794902 | | 1.0 | | | | 0.016 | |
| 44.0 | 45.0 | 794903 | | 1.0 | | | | < 0.010 | |
| 45.0 | 46.0 | 794904 | | 1.0 | | | | < 0.010 | |
| 46.0 | 47.0 | 794905 | | 1.0 | | | | 0.047 | 46 - 63.3m Cherty Iron Formation Sulphide Facies; black with alternating bands of tan/light grey; banding @55 dtca; 2-3% stringers and threads of po/py min throughout interval parallel to core axis; massive 80% po mineralization from 46-47.9, strong magnetism associated with this min; sharp lower contact @60 dtca |
| 47.0 | 48.0 | 794906 | | 1.0 | | | | 0.04 | |
| 48.0 | 49.0 | 794907 | | 1.0 | | | | 0.027 | |
| 49.0 | 50.0 | 794908 | | 1.0 | | | | 0.046 | |
| 50.0 | 51.0 | 794909 | | 1.0 | | | | 0.041 | |
| 51.0 | 52.0 | 794910 | | 1.0 | | | | 0.226 | |
| 52.0 | 53.0 | 794911 | | 1.0 | | | | 0.206 | |
| 53.0 | 54.0 | 794912 | | 1.0 | | | | 0.034 | |
| 54.0 | 55.0 | 794913 | | 1.0 | | | | 0.03 | |
| 55.0 | 56.0 | 794914 | | 1.0 | | | | 0.026 | |
| 56.0 | 57.0 | 794915 | | 1.0 | | | | 0.158 | |
| 57.0 | 58.0 | 794916 | | 1.0 | | | | 0.043 | |
| | | 794917 | Blank | 0.0 | | | | < 0.010 | |
| 58.0 | 59.0 | 794918 | | 1.0 | | | | 0.043 | |
| 59.0 | 60.0 | 794919 | | 1.0 | | | | 0.053 | |
| 60.0 | 61.0 | 794920 | | 1.0 | | | | 0.047 | |
| 61.0 | 62.0 | 794921 | | 1.0 | | | | 0.369 | |
| 62.0 | 63.3 | 794922 | | 1.3 | | | | 0.117 | |
| 63.3 | 64.0 | 794923 | | 0.7 | | | | < 0.010 | 63.3 - 74.2m Intermed Mafic Volc (minor tuff); light grey/tan; strong silica alt; medium grained; very strong silica alt from 69.5-74.2m with black spots; 68.1-68.9 and 69.1-69.4m black, cherty iron formation, 2-3% bands and threads of po min; sharp lower contact @35 dtca |
| 64.0 | 65.0 | 794924 | | 1.0 | | | | < 0.010 | |
| 65.0 | 66.0 | 794925 | | 1.0 | | | | < 0.010 | |
| 66.0 | 67.0 | 794926 | | 1.0 | | | | < 0.010 | |
| 67.0 | 68.0 | 794927 | | 1.0 | | | | < 0.010 | |
| 68.0 | 69.0 | 794928 | | 1.0 | | | | 0.027 | |
| 69.0 | 70.0 | 794929 | | 1.0 | | | | < 0.010 | |
| 70.0 | 71.0 | 794930 | | 1.0 | | | | < 0.010 | |
| 71.0 | 72.0 | 794931 | | 1.0 | | | | < 0.010 | |

| from | to | sample # | sample | width (m) | pyrite | chalcopy | pyrrhot | Au- gpt | description |
|---|---|---|---|---|---|---|---|---|---|
| 72.0 | 73.0 | 794932 | | 1.0 | | | | < 0.010 | |
| 73.0 | 74.2 | 794933 | | 1.2 | | | | < 0.010 | |
| | | 794934 | Std Low | 0.0 | | | | 1.863 | 74.2 - 80.2m Cherty Iron Formation; black with bands of light grey/tan; very fine grained; strong mag; 5-8% po/py min as threads and bands parallel to foliation/banding that is at 60 dtca; sharp lower contact @55 dtca |
| 74.2 | 75.0 | 794935 | | 0.8 | | | | < 0.010 | |
| 75.0 | 76.0 | 794936 | | 1.0 | | | | 0.126 | |
| 76.0 | 77.0 | 794937 | | 1.0 | | | | 0.556 | |
| 77.0 | 78.0 | 794938 | | 1.0 | | | | 0.046 | |
| 78.0 | 79.0 | 794939 | | 1.0 | | | | 0.155 | |
| 79.0 | 80.2 | 794940 | | 1.2 | | | | 0.06 | |
| 80.2 | 81.0 | 794941 | | 0.8 | | | | < 0.010 | 80.2 - 86.8m Intermed Mafic Volc; light grey; massive; fine to medium grained; white carb vein at 81.2m at 25 dtca |
| 81.0 | 82.0 | 794942 | | 1.0 | | | | 0.012 | |
| 82.0 | 83.0 | 794943 | | 1.0 | | | | < 0.010 | |
| 83.0 | 84.0 | 794944 | | 1.0 | | | | < 0.010 | |
| 84.0 | 85.0 | 794945 | | 1.0 | | | | < 0.010 | |
| 85.0 | 86.0 | 794946 | | 1.0 | | | | < 0.010 | |
| 86.0 | 86.8 | 794947 | | 0.8 | | | | 0.061 | |
| 86.8 | 88.0 | 794948 | | 1.2 | | | | 0.085 | 86.8 - 94m Cherty Iron Formation; Black with bands of light grey; minor brecciation; banding @45 dtca; 10% po with lesser py mineralization as threads and wavy bands; sharp lower contact @50 dtca |
| 88.0 | 89.0 | 794949 | | 1.0 | | | | 0.138 | |
| 88.0 | 89.0 | 794950 | Duplicate | 1.0 | | | | 0.084 | |
| 89.0 | 90.0 | 794951 | | 1.0 | | | | 0.426 | |
| 90.0 | 91.0 | 794952 | | 1.0 | | | | 0.373 | |
| 91.0 | 92.0 | 794953 | | 1.0 | | | | 0.036 | |
| 92.0 | 93.0 | 794954 | | 1.0 | | | | 0.075 | |
| 93.0 | 94.0 | 794955 | | 1.0 | | | | 0.051 | |
| 94.0 | 95.0 | 794956 | | 1.0 | | | | 0.166 | 94 - 117.4m Mafic Volc; dark grey; massive; no background veining/veinlets; 108.1-110.2m and 113-114.2m Iron formation, strong banding and mineralization; sharp lower contact @45 dtca |
| 95.0 | 96.0 | 794957 | | 1.0 | | | | 0.013 | |
| 96.0 | 97.0 | 794958 | | 1.0 | | | | < 0.010 | |
| 97.0 | 98.0 | 794959 | | 1.0 | | | | < 0.010 | |
| 98.0 | 99.0 | 794960 | | 1.0 | | | | < 0.010 | |
| 99.0 | 100.0 | 794961 | | 1.0 | | | | < 0.010 | |
| 100.0 | 101.0 | 794962 | | 1.0 | | | | < 0.010 | |
| 101.0 | 102.0 | 794963 | | 1.0 | | | | < 0.010 | |
| 102.0 | 103.0 | 794964 | | 1.0 | | | | < 0.010 | |
| 103.0 | 104.0 | 794965 | | 1.0 | | | | < 0.010 | |
| 104.0 | 105.0 | 794966 | | 1.0 | | | | < 0.010 | |
| | | 794967 | Blank | 0.0 | | | | < 0.010 | |

| from | to | sample # | sample | width (m) | pyrite | chalcopy | pyrrhot | Au- gpt | description |
|---|---|---|---|---|---|---|---|---|---|
| 105.0 | 106.0 | 794968 | | 1.0 | | | | < 0.010 | |
| 106.0 | 107.0 | 794969 | | 1.0 | | | | 0.02 | |
| 107.0 | 108.0 | 794970 | | 1.0 | | | | 0.022 | |
| 108.0 | 109.0 | 794971 | | 1.0 | | | | 0.041 | |
| 109.0 | 110.0 | 794972 | | 1.0 | | | | 0.057 | |
| 110.0 | 111.0 | 794973 | | 1.0 | | | | 0.037 | |
| 111.0 | 112.0 | 794974 | | 1.0 | | | | < 0.010 | |
| 112.0 | 113.0 | 794975 | | 1.0 | | | | < 0.010 | |
| 113.0 | 114.0 | 794976 | | 1.0 | | | | 0.029 | |
| 114.0 | 115.0 | 794977 | | 1.0 | | | | < 0.010 | |
| 115.0 | 116.0 | 794978 | | 1.0 | | | | < 0.010 | |
| 116.0 | 117.4 | 794979 | | 1.4 | | | | < 0.010 | |
| 117.4 | 118.0 | 794980 | | 0.6 | | | | 0.016 | 117.4 - 119.4m Iron Formation sulphide facies; strong mineralization with 85% massive po from 117.7-118.3m; sharp lower contact @45 dtca |
| 118.0 | 119.0 | 794981 | | 1.0 | | | | 0.016 | 119.4 - 132m Amygaloidal Mafic Volc; dark grey/black; fine grained; 10% 2-3mm subrounded white pheno/amygaloids; gradational lower contact |
| 119.0 | 119.4 | 794982 | | 0.4 | | | | 0.012 | |
| 119.4 | 121.0 | 794983 | | 1.6 | | | | < 0.010 | |
| | | 794984 | Blank | 0.0 | | | | < 0.010 | |
| 121.0 | 122.0 | 794985 | | 1.0 | | | | < 0.010 | |
| 122.0 | 123.0 | 794986 | | 1.0 | | | | < 0.010 | |
| 123.0 | 124.0 | 794987 | | 1.0 | | | | < 0.010 | |
| 124.0 | 125.0 | 794988 | | 1.0 | | | | < 0.010 | |
| 125.0 | 126.0 | 794989 | | 1.0 | | | | < 0.010 | |
| 126.0 | 127.0 | 794990 | | 1.0 | | | | < 0.010 | |
| 127.0 | 128.0 | 794991 | | 1.0 | | | | < 0.010 | |
| 128.0 | 129.0 | 794992 | | 1.0 | | | | < 0.010 | |
| 129.0 | 130.0 | 794993 | | 1.0 | | | | < 0.010 | |
| 130.0 | 131.0 | 794994 | | 1.0 | | | | < 0.010 | |
| 131.0 | 132.0 | 794995 | | 1.0 | | | | < 0.010 | |
| 132.0 | 133.0 | 794996 | | 1.0 | | | | < 0.010 | 132 - 134.9m Mafic Volc; light grey; weak silica alt; sharp lower contact @25 dtca |
| 133.0 | 133.9 | 794997 | | 0.9 | | | | < 0.010 | |
| 133.9 | 135.0 | 794998 | | 1.1 | | | | 0.025 | 134.9 - 136m Cherty Iron Formation; black; very fine grained; 8% stringers/threads of po min; banding/laminations are irregular and wavy but when parallel are 40 dtca; light green/blue alt possible epidote at lower contact which is 40 dtca |
| 135.0 | 136.0 | 794999 | | 1.0 | | | | 0.031 | |
| 135.0 | 136.0 | 795000 | Duplicate | 1.0 | | | | 0.031 | 136 - 156m Felsic to Intermed Mafic Volc; fine grained; light grey; 10% minor intercalated intervals of |

| from | to | sample # | sample | width (m) | pyrite | chalcopy | pyrrhot | Au- gpt | description |
|---|---|---|---|---|---|---|---|---|---|
| 136.0 | 137.0 | 795001 | | 1.0 | | | | < 0.010 | black/cherty iron formation, with associated strong po min @8% within those intervals, all IF are <0.5m in width; gradational and undefined lower contact |
| 137.0 | 138.0 | 795002 | | 1.0 | | | | < 0.010 | |
| 138.0 | 139.0 | 795003 | | 1.0 | | | | < 0.010 | |
| 139.0 | 140.0 | 795004 | | 1.0 | | | | 0.024 | |
| 140.0 | 141.0 | 795005 | | 1.0 | | | | 0.268 | |
| 141.0 | 142.0 | 795006 | | 1.0 | | | | 0.014 | |
| 142.0 | 143.0 | 795007 | | 1.0 | | | | 0.03 | |
| 143.0 | 144.0 | 795008 | | 1.0 | | | | 0.014 | |
| 144.0 | 145.0 | 795009 | | 1.0 | | | | < 0.010 | |
| 145.0 | 146.0 | 795010 | | 1.0 | | | | < 0.010 | |
| 146.0 | 147.0 | 795011 | | 1.0 | | | | < 0.010 | |
| 147.0 | 148.0 | 795012 | | 1.0 | | | | < 0.010 | |
| 148.0 | 149.0 | 795013 | | 1.0 | | | | 0.024 | |
| 149.0 | 150.0 | 795014 | | 1.0 | | | | < 0.010 | |
| 150.0 | 151.0 | 795015 | | 1.0 | | | | < 0.010 | |
| 151.0 | 152.0 | 795016 | | 1.0 | | | | 0.022 | |
| | | 795017 | Blank | 0.0 | | | | < 0.010 | |
| 152.0 | 153.0 | 795018 | | 1.0 | | | | 0.013 | |
| 153.0 | 154.0 | 795019 | | 1.0 | | | | < 0.010 | |
| 154.0 | 155.0 | 795020 | | 1.0 | | | | 0.019 | |
| 155.0 | 156.0 | 795021 | | 1.0 | | | | 0.023 | |
| 156.0 | 157.0 | 795022 | | 1.0 | | | | < 0.010 | 156 - 186m Intermed Mafic Volc; dark grey; massive; fine grained; <5% intercalated iron formation <0.3m in width and containing 5% po min as stringers and threads |
| 157.0 | 158.0 | 795023 | | 1.0 | | | | < 0.010 | |
| 158.0 | 159.0 | 795024 | | 1.0 | | | | 0.012 | |
| 159.0 | 160.0 | 795025 | | 1.0 | | | | < 0.010 | |
| 160.0 | 161.0 | 795026 | | 1.0 | | | | < 0.010 | |
| 161.0 | 162.0 | 795027 | | 1.0 | | | | < 0.010 | |
| 162.0 | 163.0 | 795028 | | 1.0 | | | | 0.118 | |
| 163.0 | 164.0 | 795029 | | 1.0 | | | | < 0.010 | |
| 164.0 | 165.0 | 795030 | | 1.0 | | | | < 0.010 | |
| 165.0 | 166.0 | 795031 | | 1.0 | | | | 0.038 | |
| 166.0 | 167.0 | 795032 | | 1.0 | | | | < 0.010 | |
| 167.0 | 168.0 | 795033 | | 1.0 | | | | < 0.010 | |
| | | 795034 | Std Low | 0.0 | | | | 1.803 | |
| 168.0 | 169.0 | 795035 | | 1.0 | | | | 0.185 | |
| 169.0 | 170.0 | 795036 | | 1.0 | | | | 0.013 | |

| from | to | sample # | sample | width (m) | pyrite | chalcopy | pyrrhot | Au- gpt | description |
|---|---|---|---|---|---|---|---|---|---|
| 170.0 | 171.0 | 795037 | | 1.0 | | | | 0.024 | |
| 171.0 | 172.0 | 795038 | | 1.0 | | | | < 0.010 | |
| 172.0 | 173.0 | 795039 | | 1.0 | | | | 0.015 | |
| 173.0 | 174.0 | 795040 | | 1.0 | | | | < 0.010 | |
| 174.0 | 175.0 | 795041 | | 1.0 | | | | < 0.010 | |
| 175.0 | 176.0 | 795042 | | 1.0 | | | | < 0.010 | |
| 176.0 | 177.0 | 795043 | | 1.0 | | | | < 0.010 | |
| 177.0 | 178.0 | 795044 | | 1.0 | | | | 0.013 | |
| 178.0 | 179.0 | 795045 | | 1.0 | | | | 0.028 | |
| 179.0 | 180.0 | 795046 | | 1.0 | | | | < 0.010 | |
| 180.0 | 181.0 | 795047 | | 1.0 | | | | 0.018 | |
| 181.0 | 182.0 | 795048 | | 1.0 | | | | 0.019 | |
| 182.0 | 183.0 | 795049 | | 1.0 | | | | 0.019 | |
| 182.0 | 183.0 | 795050 | Duplicate | 1.0 | | | | 0.016 | |
| 183.0 | 184.0 | 795051 | | 1.0 | | | | 0.145 | |
| 184.0 | 185.0 | 795052 | | 1.0 | | | | 0.014 | |
| 185.0 | 186.0 | 795053 | | 1.0 | | | | < 0.010 | |
| 186.0 | 187.0 | 795054 | | 1.0 | | | | 0.027 | 186 - 215.5m Qtz-Carb Breccia; light/dark grey; marble and breccia like texture; 10% intercalated intervals of mafic volc from 191.9-194.4m; coarse grained blebs and stringers of po min throughout interval overall <2%; 211.3-212m pale mafic volc with sharp contacts at 45 and 60 dtca; sharp lower contact @60 dtca |
| 187.0 | 188.0 | 795055 | | 1.0 | | | | 0.058 | |
| 188.0 | 189.0 | 795056 | | 1.0 | | | | 0.026 | |
| 189.0 | 190.0 | 795057 | | 1.0 | | | | < 0.010 | |
| 190.0 | 191.0 | 795058 | | 1.0 | | | | 0.011 | |
| 191.0 | 192.0 | 795059 | | 1.0 | | | | < 0.010 | |
| 192.0 | 193.0 | 795060 | | 1.0 | | | | < 0.010 | |
| 193.0 | 194.0 | 795061 | | 1.0 | | | | < 0.010 | |
| 194.0 | 195.0 | 795062 | | 1.0 | | | | < 0.010 | |
| 195.0 | 196.0 | 795063 | | 1.0 | | | | 0.01 | |
| 196.0 | 197.0 | 795064 | | 1.0 | | | | 0.018 | |
| 197.0 | 198.0 | 795065 | | 1.0 | | | | 0.054 | |
| 198.0 | 199.0 | 795066 | | 1.0 | | | | 0.034 | |
| | | 795067 | Blank | 0.0 | | | | < 0.010 | |
| 199.0 | 200.0 | 795068 | | 1.0 | | | | < 0.010 | |
| 200.0 | 201.0 | 795069 | | 1.0 | | | | < 0.010 | |
| 201.0 | 202.0 | 795070 | | 1.0 | | | | < 0.010 | |
| 202.0 | 203.0 | 795071 | | 1.0 | | | | 0.015 | |
| 203.0 | 204.0 | 795072 | | 1.0 | | | | < 0.010 | |

| from | to | sample # | sample | width (m) | pyrite | chalcopy | pyrrhot | Au- gpt | description |
|---|---|---|---|---|---|---|---|---|---|
| 204.0 | 205.0 | 795073 | | 1.0 | | | | < 0.010 | |
| 205.0 | 206.0 | 795074 | | 1.0 | | | | < 0.010 | |
| 206.0 | 207.0 | 795075 | | 1.0 | | | | < 0.010 | |
| 207.0 | 208.0 | 795076 | | 1.0 | | | | < 0.010 | |
| 208.0 | 209.0 | 795077 | | 1.0 | | | | < 0.010 | |
| 209.0 | 210.0 | 795078 | | 1.0 | | | | < 0.010 | |
| 210.0 | 211.0 | 795079 | | 1.0 | | | | < 0.010 | |
| 211.0 | 212.0 | 795080 | | 1.0 | | | | < 0.010 | |
| 212.0 | 213.0 | 795081 | | 1.0 | | | | < 0.010 | |
| 213.0 | 214.0 | 795082 | | 1.0 | | | | < 0.010 | |
| 214.0 | 215.0 | 795083 | | 1.0 | | | | < 0.010 | |
| | | 795084 | Blank | 0.0 | | | | < 0.010 | |
| 215.0 | 215.5 | 795085 | | 0.5 | | | | < 0.010 | |
| 215.5 | 217.0 | 795086 | | 1.5 | | | | < 0.010 | 215.5 - 218.6m Intermed Mafic Volc; pale grey; moderate to strong silica alt; fine grained; sharp lower contact @45 dtca |
| 217.0 | 218.0 | 795087 | | 1.0 | | | | < 0.010 | |
| 218.0 | 218.6 | 795088 | | 0.6 | | | | < 0.010 | |
| 218.6 | 220.0 | 795089 | | 1.4 | | | | 0.011 | 218.6 - 224m Qtz-Carb Breccia; white to light/dark grey; brecciated and marble texture; 220.8-221.9m mafic volc with sharp contacts; sharp lower contact @40 dtca; 225.2-226.5m dark grey silica alt w/ strong 5% po/py min as blebs and threads |
| 220.0 | 221.0 | 795090 | | 1.0 | | | | < 0.010 | |
| 221.0 | 222.0 | 795091 | | 1.0 | | | | < 0.010 | |
| 222.0 | 223.0 | 795092 | | 1.0 | | | | < 0.010 | |
| 223.0 | 224.0 | 795093 | | 1.0 | | | | < 0.010 | |
| 224.0 | 225.0 | 795094 | | 1.0 | | | | < 0.010 | 224 - 232.6m Mafic Volc; dark grey; fine grained; massive; 231.5-231.8m qtz-carb breccia w/<5% po min; sharp lower contact @45 dtca |
| 225.0 | 226.0 | 795095 | | 1.0 | | | | 0.011 | |
| 226.0 | 227.0 | 795096 | | 1.0 | | | | < 0.010 | |
| 227.0 | 228.0 | 795097 | | 1.0 | | | | < 0.010 | |
| 228.0 | 229.0 | 795098 | | 1.0 | | | | < 0.010 | |
| 229.0 | 230.0 | 795099 | | 1.0 | | | | < 0.010 | |
| 229.0 | 230.0 | 795100 | Duplicate | 1.0 | | | | < 0.010 | |
| 230.0 | 231.0 | 795101 | | 1.0 | | | | < 0.010 | |
| 231.0 | 232.0 | 795102 | | 1.0 | | | | 0.023 | |
| 232.0 | 232.6 | 795103 | | 0.6 | | | | 0.012 | |
| 232.6 | 234.0 | 795104 | | 1.4 | | | | < 0.010 | 232.6 - 241.4m Qtz-Carb Breccia; light and dark grey with breccia like texture; 5% blebs and stringers of py/po min; minor interval of mafic volc from 234.7-234.8m; sharp lower contact @45 dtca |
| 234.0 | 235.0 | 795105 | | 1.0 | | | | < 0.010 | |
| 235.0 | 236.0 | 795106 | | 1.0 | | | | < 0.010 | |
| 236.0 | 237.0 | 795107 | | 1.0 | | | | < 0.010 | |
| 237.0 | 238.0 | 795108 | | 1.0 | | | | < 0.010 | |

| from | to | sample # | sample | width (m) | pyrite | chalcopy | pyrrhot | Au- gpt | description |
|---|---|---|---|---|---|---|---|---|---|
| 238.0 | 239.0 | 795109 | | 1.0 | | | | < 0.010 | |
| 239.0 | 240.0 | 795110 | | 1.0 | | | | 0.013 | |
| 240.0 | 240.7 | 795111 | | 0.7 | | | | < 0.010 | |
| 240.7 | 241.4 | 795112 | | 0.7 | | | | < 0.010 | 241.4 - 266.6m Intermed to Mafic Volc; light to dark grey; weak silica alt; fine grained; 246-247.5m qtz-carb breccia with strong silica alt, strong light green chl alt from 246-246.4m;strong fol @45 dtca; very strong silica alt from 250-266.6; sharp lower contact at 45 dtca |
| 241.4 | 242.2 | 795113 | | 0.8 | | | | < 0.010 | |
| 242.2 | 243.0 | 795114 | | 0.8 | | | | < 0.010 | |
| 243.0 | 244.0 | 795115 | | 1.0 | | | | < 0.010 | |
| 244.0 | 245.0 | 795116 | | 1.0 | | | | < 0.010 | |
| | | 795117 | Blank | 0.0 | | | | < 0.010 | |
| 245.0 | 246.0 | 795118 | | 1.0 | | | | < 0.010 | |
| 246.0 | 247.0 | 795119 | | 1.0 | | | | < 0.010 | |
| 247.0 | 248.0 | 795120 | | 1.0 | | | | < 0.010 | |
| 248.0 | 249.0 | 795121 | | 1.0 | | | | < 0.010 | |
| 249.0 | 250.0 | 795122 | | 1.0 | | | | 0.018 | |
| 250.0 | 251.0 | 795123 | | 1.0 | | | | 0.013 | |
| 251.0 | 252.0 | 795124 | | 1.0 | | | | 0.013 | |
| 252.0 | 253.0 | 795125 | | 1.0 | | | | < 0.010 | |
| 253.0 | 254.0 | 795126 | | 1.0 | | | | < 0.010 | |
| 254.0 | 255.0 | 795127 | | 1.0 | | | | 0.013 | |
| 255.0 | 256.0 | 795128 | | 1.0 | | | | < 0.010 | |
| 256.0 | 257.0 | 795129 | | 1.0 | | | | < 0.010 | |
| 257.0 | 258.0 | 795130 | | 1.0 | | | | 0.022 | |
| 258.0 | 259.0 | 795131 | | 1.0 | | | | 0.011 | |
| 259.0 | 260.0 | 795132 | | 1.0 | | | | < 0.010 | |
| 260.0 | 261.0 | 795133 | | 1.0 | | | | < 0.010 | |
| | | 795134 | Std Low | 0.0 | | | | 1.735 | |
| 261.0 | 262.0 | 795135 | | 1.0 | | | | < 0.010 | |
| 262.0 | 263.0 | 795136 | | 1.0 | | | | < 0.010 | |
| 263.0 | 264.0 | 795137 | | 1.0 | | | | < 0.010 | |
| 264.0 | 265.0 | 795138 | | 1.0 | | | | < 0.010 | |
| 265.0 | 266.0 | 795139 | | 1.0 | | | | < 0.010 | |
| 266.0 | 267.0 | 795140 | | 1.0 | | | | < 0.010 | |
| 267.0 | 268.0 | 795141 | | 1.0 | | | | < 0.010 | 266.6 - 288m Amygdaloidal Mafic Volc; 5% 1-2mm size subrounded white pheno; fine grained; massive; no silica alt; 286.6-287.1m brecciated qtz-carb vein, 2% po min; EOH @288m |
| 268.0 | 269.0 | 795142 | | 1.0 | | | | < 0.010 | |
| 269.0 | 270.0 | 795143 | | 1.0 | | | | 0.073 | |
| 270.0 | 271.0 | 795144 | | 1.0 | | | | 0.015 | |

| from | to | sample # | sample | width (m) | pyrite | chalcopy | pyrrhot | Au- gpt | description |
|---|---|---|---|---|---|---|---|---|---|
| 271.0 | 272.0 | 795145 | | 1.0 | | | | < 0.010 | |
| 272.0 | 273.0 | 795146 | | 1.0 | | | | < 0.010 | |
| 273.0 | 274.0 | 795147 | | 1.0 | | | | 0.023 | |
| 274.0 | 275.0 | 795148 | | 1.0 | | | | 0.029 | |
| 275.0 | 276.0 | 795149 | | 1.0 | | | | 0.02 | |
| 275.0 | 276.0 | 795150 | Duplicate | 1.0 | | | | 0.019 | |
| 276.0 | 277.0 | 795151 | | 1.0 | | | | 0.012 | |
| 277.0 | 278.0 | 795152 | | 1.0 | | | | < 0.010 | |
| 278.0 | 279.0 | 795153 | | 1.0 | | | | < 0.010 | |
| 279.0 | 280.0 | 795154 | | 1.0 | | | | < 0.010 | |
| 280.0 | 281.0 | 795155 | | 1.0 | | | | < 0.010 | |
| 281.0 | 282.0 | 795156 | | 1.0 | | | | < 0.010 | |
| 282.0 | 283.0 | 795157 | | 1.0 | | | | < 0.010 | |
| 283.0 | 284.0 | 795158 | | 1.0 | | | | < 0.010 | |
| 284.0 | 285.0 | 795159 | | 1.0 | | | | < 0.010 | |
| 285.0 | 286.0 | 795160 | | 1.0 | | | | < 0.010 | |
| 286.0 | 287.0 | 795161 | | 1.0 | | | | < 0.010 | |
| 287.0 | 288.0 | 795162 | | 1.0 | | | | < 0.010 | |
| EOH | | | | | | | | | |

| | | | | | | |
|---|---|---|---|---|---|---|
| Province/Territory | Ontario | West Red Lake Gold Mines | | | | RLG-13-08 |
| PROJECT | Rowan Lake | | | | Grid Co ordinates (UTM) GPS (handheld) | |
| CLAIM No. | KRL8169, KRL8571 | Drill Start Date | 24-Feb-13 | | X | 422387.9 |
| | | Drill Finish Date | 26-Feb-13 | | Y | 5658076.7 |
| Logged By: | Matt Long | | Az. | Incl. | Z | 368.0 |
| Date: | 26-Feb-13 | Collar | 180.00 | -55.0 | Drill Company: Chibougamau | |
| Datum | NAD 83 | | Casing | 6m | Length | 426.00 |
| zone | 15 N | | | | | |
| Core Size: NQ | | | | | | |
| Core Storage: Mt Jamie | | | | | | |

Downdip Survey

| DEPTH | | DIP | | AZIMUT | | Mag | Survey Type |
|---|---|---|---|---|---|---|---|
| 12 | | -55.9 | | 187.9 | | 54561 | Reflex EZ shot |
| 63 | | -55.8 | | 183.3 | | 56016 | |
| 114 | | -55.1 | | 179.9 | | 55281 | |
| 165 | | -54.3 | | 178.3 | | 55383 | |
| 216 | | -54.4 | | 179.8 | | 55627 | |
| 270 | | -53.8 | | 179.3 | | 55610 | |
| 313 | | -53.1 | | 179.9 | | 55975 | |

| from | to | sample # | sample | width (m) | pyrite | chalcopy | pyrrhot | Au- gpt | description |
|---|---|---|---|---|---|---|---|---|---|
| 0.0 | 5.0 | | | | | | | | Casing |
| 5.0 | 6.0 | 795163 | | 1.0 | | | | 0.345 | 5 - 13.9m Intermed Mafic Volc; fine grained; light grey; strong silica alt; 10.8-11.2m qtz vein, white, weak brecciation, 2% stringers of py/po min; gradational lower contact with mineralized zone |
| 6.0 | 7.0 | 795164 | | 1.0 | | | | < 0.010 | |
| 7.0 | 8.0 | 795165 | | 1.0 | | | | 0.017 | |
| 8.0 | 9.0 | 795166 | | 1.0 | | | | 0.031 | |
| | | 795167 | Blank | 0.0 | | | | < 0.010 | |
| 9.0 | 10.0 | 795168 | | 1.0 | | | | 0.02 | |
| 10.0 | 11.0 | 795169 | | 1.0 | | | | 0.412 | |
| 11.0 | 12.0 | 795170 | | 1.0 | | | | 0.116 | |
| 12.0 | 13.0 | 795171 | | 1.0 | | | | 0.193 | |
| 13.0 | 13.9 | 795172 | | 0.9 | | | | < 0.010 | |
| 13.9 | 15.0 | 795173 | | 1.1 | | | | 0.047 | 13.9 - 18.5m Iron Formation Sulphide Facies; cherty with very strong with minor massive sulphide mineralization, 14.3-14.6m 60% vuggy py/po min as massive vein, 16.9-17.9m massive 70% po/py min with small vugs; very gradational and undefined lower contact |
| 15.0 | 16.0 | 795174 | | 1.0 | | | | 0.072 | |
| 16.0 | 17.0 | 795175 | | 1.0 | | | | 1.006 | |
| 17.0 | 18.5 | 795176 | | 1.5 | | | | 0.305 | |

| from | to | sample # | sample | width (m) | pyrite | chalcopy | pyrrhot | Au- gpt | description |
|---|---|---|---|---|---|---|---|---|---|
| 18.5 | 19.0 | 795177 | | 0.5 | | | | 0.17 | 18.5 - 66m Intermed Mafic Volc; dark/light grey; fine grained; massive; 32.7-33m sulphide vein with 25% py/po mineralization remaining qtz-carb; 49.8-50.3m massive sulphide vein 80% po with undefined upper and lower contact; 55-55.3m massive sulphide vein with 50% po with lesser py, very gradational contacts; 63.8-64.3m qtz-carb breccia zone with trace% min |
| 19.0 | 20.0 | 795178 | | 1.0 | | | | 1.044 | |
| 20.0 | 21.0 | 795179 | | 1.0 | | | | 0.111 | |
| 21.0 | 22.0 | 795180 | | 1.0 | | | | 0.553 | |
| 22.0 | 23.0 | 795181 | | 1.0 | | | | 1.795 | |
| 23.0 | 24.0 | 795182 | | 1.0 | | | | 4.529 | |
| 24.0 | 25.0 | 795183 | | 1.0 | | | | < 0.010 | |
| | | 795184 | Stand High | 0.0 | | | | 8.25 | |
| 25.0 | 26.0 | 795185 | | 1.0 | | | | 3.351 | |
| 26.0 | 27.0 | 795186 | | 1.0 | | | | 0.117 | |
| 27.0 | 28.0 | 795187 | | 1.0 | | | | 0.045 | |
| 28.0 | 29.0 | 795188 | | 1.0 | | | | 0.049 | |
| 29.0 | 30.0 | 795189 | | 1.0 | | | | < 0.010 | |
| 30.0 | 31.0 | 795190 | | 1.0 | | | | < 0.010 | |
| 31.0 | 32.0 | 795191 | | 1.0 | | | | 0.016 | |
| 32.0 | 33.0 | 795192 | | 1.0 | | | | 0.201 | |
| 33.0 | 34.0 | 795193 | | 1.0 | | | | 0.028 | |
| 34.0 | 35.0 | 795194 | | 1.0 | | | | 0.123 | |
| 35.0 | 36.0 | 795195 | | 1.0 | | | | < 0.010 | |
| 36.0 | 37.0 | 795196 | | 1.0 | | | | 0.017 | |
| 37.0 | 38.0 | 795197 | | 1.0 | | | | < 0.010 | |
| 38.0 | 39.0 | 795198 | | 1.0 | | | | 0.016 | |
| 39.0 | 40.0 | 795199 | | 1.0 | | | | 0.095 | |
| 39.0 | 40.0 | 795200 | Duplicate | 1.0 | | | | 0.06 | |
| 40.0 | 41.0 | 795201 | | 1.0 | | | | 0.02 | |
| 41.0 | 42.0 | 795202 | | 1.0 | | | | 0.07 | |
| 42.0 | 43.0 | 795203 | | 1.0 | | | | < 0.010 | |
| 43.0 | 44.0 | 795204 | | 1.0 | | | | 0.035 | |
| 44.0 | 45.0 | 795205 | | 1.0 | | | | 0.02 | |
| 45.0 | 46.0 | 795206 | | 1.0 | | | | 0.019 | |
| 46.0 | 47.0 | 795207 | | 1.0 | | | | 0.02 | |
| 47.0 | 48.0 | 795208 | | 1.0 | | | | 1.371 | |
| 48.0 | 49.0 | 795209 | | 1.0 | | | | 0.95 | |
| 49.0 | 50.0 | 795210 | | 1.0 | | | | 0.083 | |
| 50.0 | 51.0 | 795211 | | 1.0 | | | | 0.084 | |
| 51.0 | 52.0 | 795212 | | 1.0 | | | | 0.083 | |

| from | to | sample # | sample | width (m) | pyrite | chalcopy | pyrrhot | Au- gpt | description |
|---|---|---|---|---|---|---|---|---|---|
| 52.0 | 53.0 | 795213 | | 1.0 | | | | < 0.010 | |
| 53.0 | 54.0 | 795214 | | 1.0 | | | | < 0.010 | |
| 54.0 | 55.0 | 795215 | | 1.0 | | | | < 0.010 | |
| 55.0 | 56.0 | 795216 | | 1.0 | | | | 0.039 | |
| | | 795217 | Blank | 0.0 | | | | < 0.010 | |
| 56.0 | 57.0 | 795218 | | 1.0 | | | | < 0.010 | |
| 57.0 | 58.0 | 795219 | | 1.0 | | | | 0.014 | |
| 58.0 | 59.0 | 795220 | | 1.0 | | | | 0.016 | |
| 59.0 | 60.0 | 795221 | | 1.0 | | | | 0.012 | |
| 60.0 | 61.0 | 795222 | | 1.0 | | | | 0.027 | |
| 61.0 | 62.0 | 795223 | | 1.0 | | | | 0.092 | |
| 62.0 | 63.0 | 795224 | | 1.0 | | | | 0.033 | |
| 63.0 | 64.0 | 795225 | | 1.0 | | | | 0.016 | |
| 64.0 | 65.0 | 795226 | | 1.0 | | | | 0.01 | |
| 65.0 | 66.0 | 795227 | | 1.0 | | | | 0.051 | |
| 66.0 | 67.0 | 795228 | | 1.0 | | | | < 0.010 | 66 - 140m Intermed Mafic Volc (tuff in minor intervals); medium to coarse grained; weak to moderate silica alt; <1% minor background carb veinlets; 93-93.6m qtz-carb breccia vein with strong deformation and trace% py min; broken core from 110.8-111.2m; 124-125.7m mineralized zone (IF?) with strong mag, 8% po min as threads and massive blebs; strong wavy laminations; 133-134.1m and 138-138.7m iron formation/mineralized zone, strong banding @45 dtca, strong mag, 2-3% po min; undefined lower contact |
| 67.0 | 68.0 | 795229 | | 1.0 | | | | < 0.010 | |
| 68.0 | 69.0 | 795230 | | 1.0 | | | | < 0.010 | |
| 69.0 | 70.0 | 795231 | | 1.0 | | | | 0.013 | |
| 70.0 | 71.0 | 795232 | | 1.0 | | | | 0.053 | |
| 71.0 | 72.0 | 795233 | | 1.0 | | | | < 0.010 | |
| | | 795234 | Stand Low | 0.0 | | | | 1.871 | |
| 72.0 | 73.0 | 795235 | | 1.0 | | | | 0.02 | |
| 73.0 | 74.0 | 795236 | | 1.0 | | | | 0.233 | |
| 74.0 | 75.0 | 795237 | | 1.0 | | | | 0.166 | |
| 75.0 | 76.0 | 795238 | | 1.0 | | | | < 0.010 | |
| 76.0 | 77.0 | 795239 | | 1.0 | | | | < 0.010 | |
| 77.0 | 78.0 | 795240 | | 1.0 | | | | < 0.010 | |
| 78.0 | 79.0 | 795241 | | 1.0 | | | | < 0.010 | |
| 79.0 | 80.0 | 795242 | | 1.0 | | | | < 0.010 | |
| 80.0 | 81.0 | 795243 | | 1.0 | | | | < 0.010 | |
| 81.0 | 82.0 | 795244 | | 1.0 | | | | 0.045 | |
| 82.0 | 83.0 | 795245 | | 1.0 | | | | 0.092 | |
| 83.0 | 84.0 | 795246 | | 1.0 | | | | 0.154 | |
| 84.0 | 85.0 | 795247 | | 1.0 | | | | 0.129 | |
| 85.0 | 86.0 | 795248 | | 1.0 | | | | 0.349 | |

| from | to | sample # | sample | width (m) | pyrite | chalcopy | pyrrhot | Au- gpt | description |
|---|---|---|---|---|---|---|---|---|---|
| 86.0 | 87.0 | 795249 | | 1.0 | | | | 0.031 | |
| 86.0 | 87.0 | 795250 | Duplicate | 1.0 | | | | 0.04 | |
| 87.0 | 88.0 | 795251 | | 1.0 | | | | 0.023 | |
| 88.0 | 89.0 | 795252 | | 1.0 | | | | < 0.010 | |
| 89.0 | 90.0 | 795253 | | 1.0 | | | | < 0.010 | |
| 90.0 | 91.0 | 795254 | | 1.0 | | | | < 0.010 | |
| 91.0 | 92.0 | 795255 | | 1.0 | | | | 0.013 | |
| 92.0 | 93.0 | 795256 | | 1.0 | | | | 0.025 | |
| 93.0 | 94.0 | 795257 | | 1.0 | | | | 0.055 | |
| 94.0 | 95.0 | 795258 | | 1.0 | | | | 0.094 | |
| 95.0 | 96.0 | 795259 | | 1.0 | | | | 0.019 | |
| 96.0 | 97.0 | 795260 | | 1.0 | | | | 0.232 | |
| 97.0 | 98.0 | 795261 | | 1.0 | | | | < 0.010 | |
| 98.0 | 99.0 | 795262 | | 1.0 | | | | 0.012 | |
| 99.0 | 100.0 | 795263 | | 1.0 | | | | < 0.010 | |
| 100.0 | 101.0 | 795264 | | 1.0 | | | | < 0.010 | |
| 101.0 | 102.0 | 795265 | | 1.0 | | | | < 0.010 | |
| 102.0 | 103.0 | 795266 | | 1.0 | | | | 0.063 | |
| | | 795267 | Blank | 0.0 | | | | < 0.010 | |
| 103.0 | 104.0 | 795268 | | 1.0 | | | | < 0.010 | |
| 104.0 | 105.0 | 795269 | | 1.0 | | | | < 0.010 | |
| 105.0 | 106.0 | 795270 | | 1.0 | | | | < 0.010 | |
| 106.0 | 107.0 | 795271 | | 1.0 | | | | 0.014 | |
| 107.0 | 108.0 | 795272 | | 1.0 | | | | 0.013 | |
| 108.0 | 109.0 | 795273 | | 1.0 | | | | 0.042 | |
| 109.0 | 110.0 | 795274 | | 1.0 | | | | 0.095 | |
| 110.0 | 111.0 | 795275 | | 1.0 | | | | 0.043 | |
| 111.0 | 112.0 | 795276 | | 1.0 | | | | < 0.010 | |
| 112.0 | 113.0 | 795277 | | 1.0 | | | | < 0.010 | |
| 113.0 | 114.0 | 795278 | | 1.0 | | | | < 0.010 | |
| 114.0 | 115.0 | 795279 | | 1.0 | | | | < 0.010 | |
| 115.0 | 116.0 | 795280 | | 1.0 | | | | < 0.010 | |
| 116.0 | 117.0 | 795281 | | 1.0 | | | | < 0.010 | |
| 117.0 | 118.0 | 795282 | | 1.0 | | | | < 0.010 | |
| 118.0 | 119.0 | 795283 | | 1.0 | | | | < 0.010 | |
| | | 795284 | Blank | 0.0 | | | | < 0.010 | |

| from | to | sample # | sample | width (m) | pyrite | chalcopy | pyrrhot | Au- gpt | description |
|---|---|---|---|---|---|---|---|---|---|
| 119.0 | 120.0 | 795285 | | 1.0 | | | | < 0.010 | |
| 120.0 | 121.0 | 795286 | | 1.0 | | | | < 0.010 | |
| 121.0 | 122.0 | 795287 | | 1.0 | | | | < 0.010 | |
| 122.0 | 123.0 | 795288 | | 1.0 | | | | < 0.010 | |
| 123.0 | 124.0 | 795289 | | 1.0 | | | | < 0.010 | |
| 124.0 | 125.0 | 795290 | | 1.0 | | | | 0.025 | |
| 125.0 | 126.0 | 795291 | | 1.0 | | | | < 0.010 | |
| 126.0 | 127.0 | 795292 | | 1.0 | | | | < 0.010 | |
| 127.0 | 128.0 | 795293 | | 1.0 | | | | < 0.010 | |
| 128.0 | 129.0 | 795294 | | 1.0 | | | | < 0.010 | |
| 129.0 | 130.0 | 795295 | | 1.0 | | | | 0.011 | |
| 130.0 | 131.0 | 795296 | | 1.0 | | | | < 0.010 | |
| 131.0 | 132.0 | 795297 | | 1.0 | | | | 0.027 | |
| 132.0 | 133.0 | 795298 | | 1.0 | | | | 0.106 | |
| 133.0 | 134.0 | 795299 | | 1.0 | | | | 0.013 | |
| 133.0 | 134.0 | 795300 | Duplicate | 1.0 | | | | 0.121 | |
| 134.0 | 135.0 | 795301 | | 1.0 | | | | < 0.010 | |
| 135.0 | 136.0 | 795302 | | 1.0 | | | | 0.013 | |
| 136.0 | 137.0 | 795303 | | 1.0 | | | | < 0.010 | |
| 137.0 | 138.0 | 795304 | | 1.0 | | | | 0.016 | |
| 138.0 | 139.0 | 795305 | | 1.0 | | | | 0.046 | |
| 139.0 | 140.0 | 795306 | | 1.0 | | | | 0.01 | |
| 140.0 | 141.0 | 795307 | | 1.0 | | | | 0.016 | 140 - 152m Amygaloidal Mafic Volc; very dark grey; 5% 1-3mm subrounded white phenocrysts disseminated throughout the interval; gradational lower contact |
| 141.0 | 142.0 | 795308 | | 1.0 | | | | < 0.010 | |
| 142.0 | 143.0 | 795309 | | 1.0 | | | | < 0.010 | |
| 143.0 | 144.0 | 795310 | | 1.0 | | | | < 0.010 | |
| 144.0 | 145.0 | 795311 | | 1.0 | | | | < 0.010 | |
| 145.0 | 146.0 | 795312 | | 1.0 | | | | < 0.010 | |
| 146.0 | 147.0 | 795313 | | 1.0 | | | | < 0.010 | |
| 147.0 | 148.0 | 795314 | | 1.0 | | | | 0.011 | |
| 148.0 | 149.0 | 795315 | | 1.0 | | | | < 0.010 | |
| 149.0 | 150.0 | 795316 | | 1.0 | | | | < 0.010 | |
| | | 795317 | Blank | 0.0 | | | | < 0.010 | |
| 150.0 | 151.0 | 795318 | | 1.0 | | | | < 0.010 | |
| 151.0 | 152.0 | 795319 | | 1.0 | | | | < 0.010 | |
| 152.0 | 153.0 | 795320 | | 1.0 | | | | < 0.010 | 152 - 168m Intermed to Mafic Volc; fine grained; strong silica alt in minor intervals; sharp lower contact that is |

| from | to | sample # | sample | width (m) | pyrite | chalcopy | pyrrhot | Au- gpt | description |
|---|---|---|---|---|---|---|---|---|---|
| 153.0 | 154.0 | 795321 | | 1.0 | | | | < 0.010 | wavy and undulating |
| 154.0 | 155.0 | 795322 | | 1.0 | | | | < 0.010 | |
| 155.0 | 156.0 | 795323 | | 1.0 | | | | < 0.010 | |
| 156.0 | 157.0 | 795324 | | 1.0 | | | | < 0.010 | |
| 157.0 | 158.0 | 795325 | | 1.0 | | | | 0.018 | |
| 158.0 | 159.0 | 795326 | | 1.0 | | | | < 0.010 | |
| 159.0 | 160.0 | 795327 | | 1.0 | | | | 0.013 | |
| 160.0 | 161.0 | 795328 | | 1.0 | | | | < 0.010 | |
| 161.0 | 162.0 | 795329 | | 1.0 | | | | < 0.010 | |
| 162.0 | 163.0 | 795330 | | 1.0 | | | | < 0.010 | |
| 163.0 | 164.0 | 795331 | | 1.0 | | | | < 0.010 | |
| 164.0 | 165.0 | 795332 | | 1.0 | | | | 0.022 | |
| 165.0 | 166.0 | 795333 | | 1.0 | | | | < 0.010 | |
| | | 795334 | Stand Low | 0.0 | | | | 2.035 | |
| 166.0 | 167.0 | 795335 | | 1.0 | | | | < 0.010 | |
| 167.0 | 168.0 | 795336 | | 1.0 | | | | < 0.010 | |
| 168.0 | 169.0 | 795337 | | 1.0 | | | | 0.023 | 168 - 171.2m Iron Formation Sulphide Facies; black; very fine grained/argillious; strong banding/laminations @40 dtca; strong po min @8% parallel to foliation; qtz vein from 168.2-168.5m; sharp lower contact @40. |
| 169.0 | 170.0 | 795338 | | 1.0 | | | | 0.02 | |
| 170.0 | 171.2 | 795339 | | 1.2 | | | | 0.028 | |
| 171.2 | 172.0 | 795340 | | 0.8 | | | | < 0.010 | 171.2 - 214.9m Intermed to Mafic Volc; light to dark grey; fine grained; 174-180m 30% minor <0.3m wide intervals of black thinly laminated argillite/iron formation, 2% bands of po within these intervals; 205.9-206.5m light grey qtz-carb breccia vein with very gradational contacts; 212-214.9m 50/50 intercalated qtz-carb breccia and mafic volc |
| 172.0 | 173.0 | 795341 | | 1.0 | | | | < 0.010 | |
| 173.0 | 174.0 | 795342 | | 1.0 | | | | < 0.010 | |
| 174.0 | 175.0 | 795343 | | 1.0 | | | | < 0.010 | |
| 175.0 | 176.0 | 795344 | | 1.0 | | | | < 0.010 | |
| 176.0 | 177.0 | 795345 | | 1.0 | | | | < 0.010 | |
| 177.0 | 178.0 | 795346 | | 1.0 | | | | 0.013 | |
| 178.0 | 179.0 | 795347 | | 1.0 | | | | 0.034 | |
| 179.0 | 180.0 | 795348 | | 1.0 | | | | < 0.010 | |
| 180.0 | 181.0 | 795349 | | 1.0 | | | | < 0.010 | |
| 180.0 | 181.0 | 795350 | Duplicate | 1.0 | | | | < 0.010 | |
| 181.0 | 182.0 | 795351 | | 1.0 | | | | 0.02 | |
| 182.0 | 183.0 | 795352 | | 1.0 | | | | 0.01 | |
| 183.0 | 184.0 | 795353 | | 1.0 | | | | < 0.010 | |
| 184.0 | 185.0 | 795354 | | 1.0 | | | | < 0.010 | |
| 185.0 | 186.0 | 795355 | | 1.0 | | | | < 0.010 | |
| 186.0 | 187.0 | 795356 | | 1.0 | | | | < 0.010 | |

| from | to | sample # | sample | width (m) | pyrite | chalcopy | pyrrhot | Au- gpt | description |
|---|---|---|---|---|---|---|---|---|---|
| 187.0 | 188.0 | 795357 | | 1.0 | | | | < 0.010 | |
| 188.0 | 189.0 | 795358 | | 1.0 | | | | < 0.010 | |
| 189.0 | 190.0 | 795359 | | 1.0 | | | | 0.034 | |
| 190.0 | 191.0 | 795360 | | 1.0 | | | | < 0.010 | |
| 191.0 | 192.0 | 795361 | | 1.0 | | | | 0.039 | |
| 192.0 | 193.0 | 795362 | | 1.0 | | | | 0.031 | |
| 193.0 | 194.0 | 795363 | | 1.0 | | | | 0.014 | |
| 194.0 | 195.0 | 795364 | | 1.0 | | | | 0.061 | |
| 195.0 | 196.0 | 795365 | | 1.0 | | | | 0.029 | |
| 196.0 | 197.0 | 795366 | | 1.0 | | | | < 0.010 | |
| | | 795367 | Blank | 0.0 | | | | < 0.010 | |
| 197.0 | 198.0 | 795368 | | 1.0 | | | | 0.053 | |
| 198.0 | 199.0 | 795369 | | 1.0 | | | | 0.028 | |
| 199.0 | 200.0 | 795370 | | 1.0 | | | | < 0.010 | |
| 200.0 | 201.0 | 795371 | | 1.0 | | | | 0.011 | |
| 201.0 | 202.0 | 795372 | | 1.0 | | | | 0.172 | |
| 202.0 | 203.0 | 795373 | | 1.0 | | | | 0.021 | |
| 203.0 | 204.0 | 795374 | | 1.0 | | | | 0.011 | |
| 204.0 | 205.0 | 795375 | | 1.0 | | | | 0.016 | |
| 205.0 | 206.0 | 795376 | | 1.0 | | | | 0.011 | |
| 206.0 | 207.0 | 795377 | | 1.0 | | | | < 0.010 | |
| 207.0 | 208.0 | 795378 | | 1.0 | | | | 0.016 | |
| 208.0 | 209.0 | 795379 | | 1.0 | | | | 0.049 | |
| 209.0 | 210.0 | 795380 | | 1.0 | | | | 0.035 | |
| 210.0 | 211.0 | 795381 | | 1.0 | | | | < 0.010 | |
| 211.0 | 212.0 | 795382 | | 1.0 | | | | 0.015 | |
| 212.0 | 213.0 | 795383 | | 1.0 | | | | < 0.010 | |
| | | 795384 | Blank | 0.0 | | | | < 0.010 | |
| 213.0 | 214.0 | 795385 | | 1.0 | | | | < 0.010 | |
| 214.0 | 214.9 | 795386 | | 0.9 | | | | 0.016 | 214.9 - 243.2m Qtz-Carb Breccia; white and light grey with marble/breccia texture; strong dark green chl alt 5% as wisps and stringers; 216.3-220.7m brecciated 50/50 mixture of mafic volc and qtz-carb breccia; 2-3% py/po min throughout the interval as stringers/threads; sharp lower contact @30 dtca |
| 214.9 | 216.0 | 795387 | | 1.1 | | | | 0.018 | |
| 216.0 | 217.0 | 795388 | | 1.0 | | | | 0.066 | |
| 217.0 | 218.0 | 795389 | | 1.0 | | | | < 0.010 | |
| 218.0 | 219.0 | 795390 | | 1.0 | | | | < 0.010 | |
| 219.0 | 220.0 | 795391 | | 1.0 | | | | 0.012 | |
| 220.0 | 221.0 | 795392 | | 1.0 | | | | < 0.010 | |

| from | to | sample # | sample | width (m) | pyrite | chalcopy | pyrrhot | Au- gpt | description |
|---|---|---|---|---|---|---|---|---|---|
| 221.0 | 222.0 | 795393 | | 1.0 | | | | 0.011 | |
| 222.0 | 223.0 | 795394 | | 1.0 | | | | 0.016 | |
| 223.0 | 224.0 | 795395 | | 1.0 | | | | 0.015 | |
| 224.0 | 225.0 | 795396 | | 1.0 | | | | 0.037 | |
| 225.0 | 226.0 | 795397 | | 1.0 | | | | 0.018 | |
| 226.0 | 227.0 | 795398 | | 1.0 | | | | 0.119 | |
| 227.0 | 228.0 | 795399 | | 1.0 | | | | < 0.010 | |
| 227.0 | 228.0 | 795400 | Duplicate | 1.0 | | | | < 0.010 | |
| 228.0 | 229.0 | 795401 | | 1.0 | | | | 0.015 | |
| 229.0 | 230.0 | 795402 | | 1.0 | | | | 0.029 | |
| 230.0 | 231.0 | 795403 | | 1.0 | | | | 0.016 | |
| 231.0 | 232.0 | 795404 | | 1.0 | | | | 0.015 | |
| 232.0 | 233.0 | 795405 | | 1.0 | | | | 0.102 | |
| 233.0 | 234.0 | 795406 | | 1.0 | | | | < 0.010 | |
| 234.0 | 235.0 | 795407 | | 1.0 | | | | < 0.010 | |
| 235.0 | 236.0 | 795408 | | 1.0 | | | | < 0.010 | |
| 236.0 | 237.0 | 795409 | | 1.0 | | | | 0.013 | |
| 237.0 | 238.0 | 795410 | | 1.0 | | | | 0.176 | |
| 238.0 | 239.0 | 795411 | | 1.0 | | | | 0.111 | |
| 239.0 | 240.0 | 795412 | | 1.0 | | | | 0.032 | |
| 240.0 | 241.0 | 795413 | | 1.0 | | | | 0.025 | |
| 241.0 | 242.0 | 795414 | | 1.0 | | | | 0.01 | |
| 242.0 | 243.0 | 795415 | | 1.0 | | | | 0.014 | 243.2 - 245m Mafic Volc; very fine grained; massive; sharp lower contact @45 dtca |
| 243.0 | 244.0 | 795416 | | 1.0 | | | | 0.012 | |
| | | 795417 | Blank | 0.0 | | | | < 0.010 | |
| 244.0 | 245.0 | 795418 | | 1.0 | | | | 0.013 | 245 - 249m Qtz-Carb Breccia; white/light grey; 5% light green wisps/threads of chl alt; sharp lower contact @30 dtca |
| 245.0 | 246.0 | 795419 | | 1.0 | | | | < 0.010 | |
| 246.0 | 247.0 | 795420 | | 1.0 | | | | < 0.010 | |
| 247.0 | 248.0 | 795421 | | 1.0 | | | | < 0.010 | |
| 248.0 | 249.0 | 795422 | | 1.0 | | | | < 0.010 | |
| 249.0 | 249.8 | 795423 | | 0.8 | | | | 0.056 | 249 - 249.8m Mafic Volc; dark grey; massive |
| 249.8 | 251.0 | 795424 | | 1.2 | | | | < 0.010 | 249.8 - 251.6m Qtz-Carb Breccia; as above |
| 251.0 | 251.6 | 795425 | | 0.6 | | | | < 0.010 | |
| 251.6 | 253.0 | 795426 | | 1.4 | | | | < 0.010 | 251.6 - 254.1m Mafic Volc; dark grey; medium grained; weak silica alt; sharp lower contact @30 dtca |
| 253.0 | 254.1 | 795427 | | 1.1 | | | | 0.015 | |
| 254.1 | 255.0 | 795428 | | 0.9 | | | | < 0.010 | 254.1 - 284m Qtz-Carb Breccia; dark and light grey with minor light green patches due to chl alt; smoky qtz from |

| from | to | sample # | sample | width (m) | pyrite | chalcopy | pyrrhot | Au- gpt | description |
|---|---|---|---|---|---|---|---|---|---|
| 255.0 | 256.0 | 795429 | | 1.0 | | | | < 0.010 | 262-263.7 and 279.3-280m; 2-3% py/po mineralization throughout as localized stringers/blebs; 268.9-270.4m mafic volc with gradational contacts; sharp lower contact @30 dtca |
| 256.0 | 257.0 | 795430 | | 1.0 | | | | < 0.010 | |
| 257.0 | 258.0 | 795431 | | 1.0 | | | | < 0.010 | |
| 258.0 | 259.0 | 795432 | | 1.0 | | | | < 0.010 | |
| 259.0 | 260.0 | 795433 | | 1.0 | | | | < 0.010 | |
| | | 795434 | Stand Low | 0.0 | | | | 1.859 | |
| 260.0 | 261.0 | 795435 | | 1.0 | | | | < 0.010 | |
| 261.0 | 262.0 | 795436 | | 1.0 | | | | < 0.010 | |
| 262.0 | 263.0 | 795437 | | 1.0 | | | | < 0.010 | |
| 263.0 | 264.0 | 795438 | | 1.0 | | | | < 0.010 | |
| 264.0 | 265.0 | 795439 | | 1.0 | | | | < 0.010 | |
| 265.0 | 266.0 | 795440 | | 1.0 | | | | < 0.010 | |
| 266.0 | 267.0 | 795441 | | 1.0 | | | | < 0.010 | |
| 267.0 | 268.0 | 795442 | | 1.0 | | | | < 0.010 | |
| 268.0 | 268.9 | 795443 | | 0.9 | | | | < 0.010 | |
| 268.9 | 269.6 | 795444 | | 0.7 | | | | < 0.010 | |
| 269.6 | 270.4 | 795445 | | 0.8 | | | | 0.011 | |
| 270.4 | 271.0 | 795446 | | 0.6 | | | | < 0.010 | |
| 271.0 | 272.0 | 795447 | | 1.0 | | | | < 0.010 | |
| 272.0 | 273.0 | 795448 | | 1.0 | | | | 0.012 | |
| 273.0 | 274.0 | 795449 | | 1.0 | | | | < 0.010 | |
| 273.0 | 274.0 | 795450 | Duplicate | 1.0 | | | | < 0.010 | |
| 274.0 | 275.0 | 795451 | | 1.0 | | | | < 0.010 | |
| 275.0 | 276.0 | 795452 | | 1.0 | | | | < 0.010 | |
| 276.0 | 277.0 | 795453 | | 1.0 | | | | < 0.010 | |
| 277.0 | 278.0 | 795454 | | 1.0 | | | | < 0.010 | |
| 278.0 | 279.0 | 795455 | | 1.0 | | | | < 0.010 | |
| 279.0 | 280.0 | 795456 | | 1.0 | | | | < 0.010 | |
| 280.0 | 281.0 | 795457 | | 1.0 | | | | < 0.010 | |
| 281.0 | 282.0 | 795458 | | 1.0 | | | | < 0.010 | |
| 282.0 | 283.0 | 795459 | | 1.0 | | | | < 0.010 | |
| 283.0 | 284.0 | 795460 | | 1.0 | | | | < 0.010 | 284 - 301m Felsic to Intermed Mafic Volc; light grey to tan; very fine to fine grained; strongly foliated/lamination @35 dtca; strong to very strong silica alt; undefined lower contact |
| 284.0 | 285.0 | 795461 | | 1.0 | | | | 0.017 | |
| 285.0 | 286.0 | 795462 | | 1.0 | | | | 0.024 | |
| 286.0 | 287.0 | 795463 | | 1.0 | | | | 0.028 | |
| 287.0 | 288.0 | 795464 | | 1.0 | | | | < 0.010 | |

| from | to | sample # | sample | width (m) | pyrite | chalcopy | pyrrhot | Au- gpt | description |
|---|---|---|---|---|---|---|---|---|---|
| 288.0 | 289.0 | 795465 | | 1.0 | | | | 0.013 | |
| 289.0 | 290.0 | 795466 | | 1.0 | | | | < 0.010 | |
| | | 795467 | Blank | 0.0 | | | | < 0.010 | |
| 290.0 | 291.0 | 795468 | | 1.0 | | | | < 0.010 | |
| 291.0 | 292.0 | 795469 | | 1.0 | | | | 2.051 | |
| 292.0 | 293.0 | 795470 | | 1.0 | | | | < 0.010 | |
| 293.0 | 294.0 | 795471 | | 1.0 | | | | < 0.010 | |
| 294.0 | 295.0 | 795472 | | 1.0 | | | | < 0.010 | |
| 295.0 | 296.0 | 795473 | | 1.0 | | | | < 0.010 | |
| 296.0 | 297.0 | 795474 | | 1.0 | | | | < 0.010 | |
| 297.0 | 298.0 | 795475 | | 1.0 | | | | < 0.010 | |
| 298.0 | 299.0 | 795476 | | 1.0 | | | | < 0.010 | |
| 299.0 | 300.0 | 795477 | | 1.0 | | | | < 0.010 | |
| 300.0 | 301.0 | 795478 | | 1.0 | | | | < 0.010 | |
| 301.0 | 302.0 | 795479 | | 1.0 | | | | < 0.010 | 301 - 313m Amygaloidal Mafic Volc; fine grained; very dark grey/black; 1-2% 2-3mm subrounded white cc pheno; 302-303.3m silica alt/deformation zone, strong fol @35 dtca; EOH @313m |
| 302.0 | 303.0 | 795480 | | 1.0 | | | | < 0.010 | |
| 303.0 | 304.0 | 795481 | | 1.0 | | | | < 0.010 | |
| 304.0 | 305.0 | 795482 | | 1.0 | | | | < 0.010 | |
| 305.0 | 306.0 | 795483 | | 1.0 | | | | < 0.010 | |
| | | 795484 | Blank | 0.0 | | | | < 0.010 | |
| 306.0 | 307.0 | 795485 | | 1.0 | | | | 0.011 | |
| 307.0 | 308.0 | 795486 | | 1.0 | | | | < 0.010 | |
| 308.0 | 309.0 | 795487 | | 1.0 | | | | < 0.010 | |
| 309.0 | 310.0 | 795488 | | 1.0 | | | | < 0.010 | |
| 310.0 | 311.0 | 795489 | | 1.0 | | | | < 0.010 | |
| 311.0 | 312.0 | 795490 | | 1.0 | | | | < 0.010 | |
| 312.0 | 313.0 | 795491 | | 1.0 | | | | < 0.010 | |
| EOH | | | | | | | | | |

# APPENDIX III

## Assay Certificates

*Quality Analysis ...* *Innovative Technologies*

**Date Submitted:** 28-Jan-13
**Invoice No.:** A13-00899
**Invoice Date:** 04-Feb-13
**Your Reference:**

**West Red Lake Gold Mines Inc.**
**1105-65 Queen Street West**
**Toronto ON M5H 2M5**
**Canada**

**ATTN: Vadim Galkin (Results)**

# CERTIFICATE OF ANALYSIS

130 Core samples were submitted for analysis.

The following analytical package was requested: Code 1A2 - HY Lake Redlake Au - Fire Assay AA

REPORT **A13-00899**

This report may be reproduced without our consent. If only selected portions of the report are reproduced, permission must be obtained. If no instructions were given at time of sample submittal regarding excess material, it will be discarded within 90 days of this report. Our liability is limited solely to the analytical cost of these analyses. Test results are representative only of material submitted for analysis.

Notes:
1A3 on Au >10ppm

CERTIFIED BY :

Emmanuel Eseme , Ph.D.
Quality Control

ISO/IEC 17025
SCC Accredited
LAB 266
LAB 266
Accrédité CCN

**ACTIVATION LABORATORIES LTD.**

1336 Sandhill Drive, Ancaster, Ontario Canada L9G 4V5 TELEPHONE +1.905.648.9611 or +1.888.228.5227 FAX +1.905.648.9613
E-MAIL Ancaster@actlabs.com ACTLABS GROUP WEBSITE www.actlabs.com

| **Analyte Symbol** | Au | Au |
|---|---|---|
| **Unit Symbol** | g/mt | oz/ton |
| **Detection Limit** | 0.010 | 0.000146 |
| **Analysis Method** | FA-AA | FA-AA |
| 792101 | 0.113 | 0.003283 |
| 792102 | 0.172 | 0.005004 |
| 792103 | 0.108 | 0.003162 |
| 792104 | 0.028 | 0.000816 |
| 792105 | 0.038 | 0.001119 |
| 792106 | 0.081 | 0.002361 |
| 792107 | 0.239 | 0.006974 |
| 792108 | 0.059 | 0.001729 |
| 792109 | 0.109 | 0.003172 |
| 792110 | 0.241 | 0.007022 |
| 792111 | 1.169 | 0.034084 |
| 792112 | 1.001 | 0.029182 |
| 792113 | 0.055 | 0.001617 |
| 792114 | < 0.010 | 0.000238 |
| 792115 | 0.118 | 0.003450 |
| 792116 | 0.022 | 0.000627 |
| 792117 | < 0.010 | < 0.000146 |
| 792118 | 0.013 | 0.000375 |
| 792119 | < 0.010 | < 0.000146 |
| 792120 | < 0.010 | < 0.000146 |
| 792121 | < 0.010 | 0.000208 |
| 792122 | < 0.010 | 0.000174 |
| 792123 | < 0.010 | 0.000275 |
| 792124 | < 0.010 | < 0.000146 |
| 792125 | < 0.010 | < 0.000146 |
| 792126 | < 0.010 | < 0.000146 |
| 792127 | < 0.010 | 0.000256 |
| 792128 | 0.036 | 0.001060 |
| 792129 | < 0.010 | < 0.000146 |
| 792130 | < 0.010 | 0.000413 |
| 792131 | < 0.010 | < 0.000146 |
| 792132 | < 0.010 | 0.000170 |
| 792133 | 0.188 | 0.005479 |
| 792134 | 1.705 | 0.049740 |
| 792135 | 0.351 | 0.010229 |
| 792136 | 0.125 | 0.003653 |
| 792137 | < 0.010 | < 0.000146 |
| 792138 | < 0.010 | < 0.000146 |
| 792139 | < 0.010 | < 0.000146 |
| 792140 | < 0.010 | < 0.000146 |
| 792141 | < 0.010 | < 0.000146 |
| 792142 | < 0.010 | < 0.000146 |
| 792143 | < 0.010 | 0.000150 |
| 792144 | < 0.010 | < 0.000146 |
| 792145 | < 0.010 | 0.000313 |
| 792146 | < 0.010 | < 0.000146 |
| 792147 | 0.025 | 0.000727 |
| 792148 | 0.016 | 0.000465 |
| 792149 | < 0.010 | < 0.000146 |
| 792150 | < 0.010 | < 0.000146 |
| 792151 | < 0.010 | 0.000241 |
| 792152 | < 0.010 | 0.000236 |

| **Analyte Symbol** | Au | Au |
|---|---|---|
| **Unit Symbol** | g/mt | oz/ton |
| **Detection Limit** | 0.010 | 0.000146 |
| **Analysis Method** | FA-AA | FA-AA |
| 792153 | 0.013 | 0.000387 |
| 792154 | 0.153 | 0.004466 |
| 792155 | 0.178 | 0.005194 |
| 792156 | 0.023 | 0.000681 |
| 792157 | 0.035 | 0.001015 |
| 792158 | 0.061 | 0.001768 |
| 792159 | 0.029 | 0.000835 |
| 792160 | 0.023 | 0.000683 |
| 792161 | 0.079 | 0.002309 |
| 792162 | 0.114 | 0.003335 |
| 792163 | 0.017 | 0.000498 |
| 792164 | < 0.010 | < 0.000146 |
| 792165 | < 0.010 | < 0.000146 |
| 792166 | < 0.010 | < 0.000146 |
| 792167 | < 0.010 | < 0.000146 |
| 792168 | < 0.010 | < 0.000146 |
| 792169 | 0.011 | 0.000314 |
| 792170 | < 0.010 | 0.000148 |
| 792171 | < 0.010 | < 0.000146 |
| 792172 | 0.027 | 0.000799 |
| 792173 | < 0.010 | 0.000151 |
| 792174 | < 0.010 | < 0.000146 |
| 792175 | < 0.010 | < 0.000146 |
| 792176 | < 0.010 | < 0.000146 |
| 792177 | < 0.010 | < 0.000146 |
| 792178 | 0.022 | 0.000643 |
| 792179 | < 0.010 | 0.000187 |
| 792180 | 0.016 | 0.000452 |
| 792181 | < 0.010 | < 0.000146 |
| 792182 | < 0.010 | 0.000201 |
| 792183 | < 0.010 | < 0.000146 |
| 792184 | < 0.010 | < 0.000146 |
| 792185 | < 0.010 | < 0.000146 |
| 792186 | < 0.010 | < 0.000146 |
| 792187 | 0.028 | 0.000825 |
| 792188 | < 0.010 | 0.000269 |
| 792189 | < 0.010 | < 0.000146 |
| 792190 | < 0.010 | < 0.000146 |
| 792191 | < 0.010 | < 0.000146 |
| 792192 | < 0.010 | 0.000286 |
| 792193 | < 0.010 | 0.000232 |
| 792194 | < 0.010 | < 0.000146 |
| 792195 | < 0.010 | < 0.000146 |
| 792196 | < 0.010 | < 0.000146 |
| 792197 | < 0.010 | 0.000256 |
| 792198 | < 0.010 | < 0.000146 |
| 792199 | < 0.010 | < 0.000146 |
| 792200 | < 0.010 | < 0.000146 |
| 792201 | < 0.010 | < 0.000146 |
| 792202 | < 0.010 | < 0.000146 |
| 792203 | < 0.010 | < 0.000146 |
| 792204 | < 0.010 | < 0.000146 |

| **Analyte Symbol** | Au | Au |
|---|---|---|
| **Unit Symbol** | g/mt | oz/ton |
| **Detection Limit** | 0.010 | 0.000146 |
| **Analysis Method** | FA-AA | FA-AA |
| 792205 | < 0.010 | < 0.000146 |
| 792206 | < 0.010 | < 0.000146 |
| 792207 | < 0.010 | 0.000249 |
| 792208 | < 0.010 | < 0.000146 |
| 792209 | < 0.010 | < 0.000146 |
| 792210 | < 0.010 | < 0.000146 |
| 792211 | < 0.010 | < 0.000146 |
| 792212 | < 0.010 | < 0.000146 |
| 792213 | < 0.010 | < 0.000146 |
| 792214 | < 0.010 | < 0.000146 |
| 792215 | 0.015 | 0.000439 |
| 792216 | < 0.010 | < 0.000146 |
| 792217 | < 0.010 | < 0.000146 |
| 792218 | 0.015 | 0.000427 |
| 792219 | < 0.010 | < 0.000146 |
| 792220 | < 0.010 | < 0.000146 |
| 792221 | < 0.010 | < 0.000146 |
| 792222 | < 0.010 | < 0.000146 |
| 792223 | < 0.010 | < 0.000146 |
| 792224 | 0.013 | 0.000374 |
| 792225 | < 0.010 | 0.000373 |
| 792226 | < 0.010 | 0.000284 |
| 792227 | 0.035 | 0.001033 |
| 792228 | 0.013 | 0.000386 |
| 792229 | 0.014 | 0.000412 |
| 792230 | 0.013 | 0.000367 |

## Quality Control

| Analyte Symbol | Au | Au |
|---|---|---|
| Unit Symbol | g/mt | oz/ton |
| Detection Limit | 0.010 | 0.000146 |
| Analysis Method | FA-AA | FA-AA |
| SG66 Meas | 1.127 | 0.032876 |
| SG66 Cert | 0.835 | 0.0244 |
| SG66 Meas | 1.178 | 0.034359 |
| SG66 Cert | 0.835 | 0.0244 |
| SG66 Meas | 1.127 | 0.032879 |
| SG66 Cert | 0.835 | 0.0244 |
| SG66 Meas | 1.143 | 0.033351 |
| SG66 Cert | 0.835 | 0.0244 |
| 792110 Orig | 0.254 | 0.007416 |
| 792110 Dup | 0.227 | 0.006627 |
| 792120 Orig | < 0.010 | < 0.000146 |
| 792120 Dup | < 0.010 | < 0.000146 |
| 792130 Orig | < 0.010 | 0.000413 |
| 792130 Split | 0.015 | 0.000429 |
| 792130 Orig | < 0.010 | 0.000208 |
| 792130 Dup | 0.021 | 0.000617 |
| 792145 Orig | 0.015 | 0.000451 |
| 792145 Dup | < 0.010 | 0.000175 |
| 792150 Orig | < 0.010 | < 0.000146 |
| 792150 Split | < 0.010 | < 0.000146 |
| 792155 Orig | 0.198 | 0.005774 |
| 792155 Dup | 0.158 | 0.004614 |
| 792160 Orig | 0.023 | 0.000683 |
| 792160 Split | 0.022 | 0.000631 |
| 792165 Orig | < 0.010 | < 0.000146 |
| 792165 Dup | < 0.010 | < 0.000146 |
| 792180 Orig | 0.016 | 0.000472 |
| 792180 Dup | 0.015 | 0.000433 |
| 792190 Orig | < 0.010 | < 0.000146 |
| 792190 Split | < 0.010 | 0.000217 |
| 792190 Orig | < 0.010 | < 0.000146 |
| 792190 Dup | < 0.010 | < 0.000146 |
| 792200 Orig | < 0.010 | < 0.000146 |
| 792200 Split | < 0.010 | < 0.000146 |
| 792200 Orig | < 0.010 | < 0.000146 |
| 792200 Dup | < 0.010 | < 0.000146 |
| 792200 Split | < 0.010 | < 0.000146 |
| 792215 Orig | 0.016 | 0.000460 |
| 792215 Dup | 0.014 | 0.000418 |
| 792220 Orig | < 0.010 | < 0.000146 |
| 792220 Split | < 0.010 | < 0.000146 |
| 792225 Orig | < 0.010 | 0.000272 |
| 792225 Dup | 0.016 | 0.000474 |
| Method Blank | < 0.010 | < 0.000146 |
| Method Blank | < 0.010 | < 0.000146 |
| Method Blank | < 0.010 | < 0.000146 |
| Method Blank | < 0.010 | < 0.000146 |
| Method Blank | < 0.010 | < 0.000146 |
| Method Blank | < 0.010 | < 0.000146 |
| Method Blank | < 0.010 | < 0.000146 |
| Method Blank | < 0.010 | < 0.000146 |

*Quality Analysis ...* *Innovative Technologies*

**Date Submitted:** 01-Feb-13
**Invoice No.:** A13-01138
**Invoice Date:** 11-Feb-13
**Your Reference:**

**West Red Lake Gold Mines Inc.**
**1105-65 Queen Street West**
**Toronto ON M5H 2M5**
**Canada**

**ATTN: Vadim Galkin (Results)**

# CERTIFICATE OF ANALYSIS

50 Core samples, 1 Pulp sample and 1 sand sample were submitted for analysis.

The following analytical package was requested: Code 1A2 - HY Lake Redlake Au - Fire Assay AA

REPORT **A13-01138**

This report may be reproduced without our consent. If only selected portions of the report are reproduced, permission must be obtained. If no instructions were given at time of sample submittal regarding excess material, it will be discarded within 90 days of this report. Our liability is limited solely to the analytical cost of these analyses. Test results are representative only of material submitted for analysis.

Notes:
1A3 on Au >10ppm

CERTIFIED BY :

Emmanuel Eseme , Ph.D.
Quality Control

ISO/IEC 17025
SCC Accredited
LAB 266
LAB 266
Accrédité CCN

**ACTIVATION LABORATORIES LTD.**

1336 Sandhill Drive, Ancaster, Ontario Canada L9G 4V5 TELEPHONE +1.905.648.9611 or +1.888.228.5227 FAX +1.905.648.9613
E-MAIL Ancaster@actlabs.com ACTLABS GROUP WEBSITE www.actlabs.com

| **Analyte Symbol** | Au | Au |
|---|---|---|
| **Unit Symbol** | g/mt | oz/ton |
| **Detection Limit** | 0.010 | 0.000146 |
| **Analysis Method** | FA-AA | FA-AA |
| 792539 | < 0.010 | 0.000290 |
| 792540 | < 0.010 | < 0.000146 |
| 792541 | < 0.010 | 0.000194 |
| 792542 | 0.019 | 0.000542 |
| 792543 | < 0.010 | 0.000282 |
| 792544 | < 0.010 | 0.000229 |
| 792545 | 0.026 | 0.000771 |
| 792546 | 0.014 | 0.000413 |
| 792547 | 0.204 | 0.005956 |
| 792548 | 1.280 | 0.037338 |
| 792549 | 0.082 | 0.002405 |
| 792550 | 0.104 | 0.003022 |
| 792551 | 0.083 | 0.002411 |
| 792552 | 0.391 | 0.011398 |
| 792553 | 1.064 | 0.031024 |
| 792554 | 0.176 | 0.005145 |
| 792555 | < 0.010 | 0.000235 |
| 792556 | 0.030 | 0.000881 |
| 792557 | < 0.010 | < 0.000146 |
| 792558 | < 0.010 | < 0.000146 |
| 792559 | 0.029 | 0.000851 |
| 792560 | 0.011 | 0.000330 |
| 792561 | 0.109 | 0.003177 |
| 792562 | 0.036 | 0.001054 |
| 792563 | 0.010 | 0.000292 |
| 792564 | 0.044 | 0.001273 |
| 792565 | 0.074 | 0.002160 |
| 792566 | 0.154 | 0.004491 |
| 792567 | < 0.010 | < 0.000146 |
| 792568 | 0.077 | 0.002244 |
| 792569 | 0.063 | 0.001847 |
| 792570 | 0.235 | 0.006864 |
| 792571 | 0.944 | 0.027546 |
| 792572 | 0.018 | 0.000530 |
| 792573 | < 0.010 | < 0.000146 |
| 792574 | < 0.010 | < 0.000146 |
| 792575 | < 0.010 | < 0.000146 |
| 792576 | < 0.010 | < 0.000146 |
| 792577 | < 0.010 | < 0.000146 |
| 792578 | < 0.010 | < 0.000146 |
| 792579 | 0.040 | 0.001179 |
| 792580 | 0.026 | 0.000761 |
| 792581 | 0.289 | 0.008434 |
| 792582 | 0.024 | 0.000714 |
| 792583 | 0.012 | 0.000356 |
| 792584 | < 0.010 | < 0.000146 |
| 792585 | < 0.010 | < 0.000146 |
| 792586 | < 0.010 | 0.000235 |
| 792587 | < 0.010 | < 0.000146 |
| 792588 | 0.010 | 0.000295 |
| 792589 | < 0.010 | 0.000224 |
| 792590 | < 0.010 | 0.000175 |

## Quality Control

| **Analyte Symbol** | Au | Au |
|---|---|---|
| **Unit Symbol** | g/mt | oz/ton |
| **Detection Limit** | 0.010 | 0.000146 |
| **Analysis Method** | FA-AA | FA-AA |
| SG66 Meas | 1.088 | 0.031735 |
| SG66 Cert | 0.835 | 0.0244 |
| SG66 Meas | 1.059 | 0.030883 |
| SG66 Cert | 0.835 | 0.0244 |
| 792548 Orig | 1.403 | 0.040932 |
| 792548 Dup | 1.157 | 0.033744 |
| 792558 Orig | < 0.010 | < 0.000146 |
| 792558 Dup | < 0.010 | < 0.000146 |
| 792568 Orig | 0.077 | 0.002244 |
| 792568 Split | 0.076 | 0.002217 |
| 792568 Orig | 0.077 | 0.002238 |
| 792568 Dup | 0.077 | 0.002249 |
| 792583 Orig | 0.012 | 0.000359 |
| 792583 Dup | 0.012 | 0.000354 |
| 792588 Orig | 0.010 | 0.000295 |
| 792588 Split | < 0.010 | < 0.000146 |
| Method Blank | < 0.010 | < 0.000146 |
| Method Blank | < 0.010 | < 0.000146 |
| Method Blank | < 0.010 | < 0.000146 |
| Method Blank | < 0.010 | < 0.000146 |

*Quality Analysis ...* *Innovative Technologies*

**Date Submitted:** 01-Feb-13
**Invoice No.:** A13-01138-ReAssay
**Invoice Date:** 27-Feb-13
**Your Reference:**

**West Red Lake Gold Mines Inc.**
**1105-65 Queen Street West**
**Toronto ON M5H 2M5**
**Canada**

**ATTN: Vadim Galkin (Results)**

# CERTIFICATE OF ANALYSIS

50 Core samples, 1 Pulp sample and 1 sand sample were submitted for analysis.

The following analytical package was requested: Code 1A2 - HY Lake Redlake Au - Fire Assay AA

REPORT **A13-01138-ReAssa**

This report may be reproduced without our consent. If only selected portions of the report are reproduced, permission must be obtained. If no instructions were given at time of sample submittal regarding excess material, it will be discarded within 90 days of this report. Our liability is limited solely to the analytical cost of these analyses. Test results are representative only of material submitted for analysis.

Notes:
1A3 on Au >10ppm

CERTIFIED BY :

Emmanuel Eseme , Ph.D.
Quality Control

ISO/IEC 17025
SCC Accredited
LAB 266
LAB 266
Accrédité CCN

**ACTIVATION LABORATORIES LTD.**

1336 Sandhill Drive, Ancaster, Ontario Canada L9G 4V5 TELEPHONE +1.905.648.9611 or +1.888.228.5227 FAX +1.905.648.9613
E-MAIL Ancaster@actlabs.com ACTLABS GROUP WEBSITE www.actlabs.com

| **Analyte Symbol** | Au | Au |
|---|---|---|
| **Unit Symbol** | g/mt | oz/ton |
| **Detection Limit** | 0.010 | 0.000146 |
| **Analysis Method** | FA-AA | FA-AA |
| 792579 | 0.066 | 0.002000 |
| 792580 | 0.023 | 0.001000 |
| 792581 | 0.265 | 0.008000 |
| 792582 | 0.025 | 0.001000 |
| 792583 | 0.015 | < 0.000146 |
| 792584 | < 0.010 | < 0.000146 |
| 792585 | 0.011 | < 0.000146 |
| 792586 | 0.024 | 0.001000 |
| 792587 | < 0.010 | < 0.000146 |
| 792588 | 0.012 | 0.000352 |
| 792589 | < 0.010 | < 0.000146 |

## Quality Control

| **Analyte Symbol** | Au | Au |
|---|---|---|
| **Unit Symbol** | g/mt | oz/ton |
| **Detection Limit** | 0.010 | 0.000146 |
| **Analysis Method** | FA-AA | FA-AA |
| OxD108 Meas | 0.427 | 0.012000 |
| OxD108 Cert | 0.414 | 0.012 |
| SG66 Meas | 1.113 | 0.032000 |
| SG66 Cert | 0.835 | 0.0244 |
| Method Blank | < 0.010 | < 0.000146 |
| Method Blank | < 0.010 | < 0.000146 |

*Quality Analysis ...* *Innovative Technologies*

**Date Submitted:** 01-Feb-13
**Invoice No.:** A13-01139
**Invoice Date:** 14-Feb-13
**Your Reference:**

**West Red Lake Gold Mines Inc.**
**1105-65 Queen Street West**
**Toronto ON M5H 2M5**
**Canada**

**ATTN: Vadim Galkin (Results)**

# CERTIFICATE OF ANALYSIS

289 Core samples, 5 Pulp samples and 6 sand samples were submitted for analysis.

The following analytical package was requested: Code 1A2 - HY Lake Redlake Au - Fire Assay AA

REPORT **A13-01139**

This report may be reproduced without our consent. If only selected portions of the report are reproduced, permission must be obtained. If no instructions were given at time of sample submittal regarding excess material, it will be discarded within 90 days of this report. Our liability is limited solely to the analytical cost of these analyses. Test results are representative only of material submitted for analysis.

Notes:
1A3 on Au >10ppm

CERTIFIED BY :

Emmanuel Eseme , Ph.D.
Quality Control

ISO/IEC 17025
SCC Accredited
LAB 266
LAB 266
Accrédité CCN

**ACTIVATION LABORATORIES LTD.**

1336 Sandhill Drive, Ancaster, Ontario Canada L9G 4V5 TELEPHONE +1.905.648.9611 or +1.888.228.5227 FAX +1.905.648.9613
E-MAIL Ancaster@actlabs.com ACTLABS GROUP WEBSITE www.actlabs.com

| Analyte Symbol | Au | Au |
|---|---|---|
| Unit Symbol | g/mt | oz/ton |
| Detection Limit | 0.010 | 0.000146 |
| Analysis Method | FA-AA | FA-AA |
| 792231 | < 0.010 | 0.000169 |
| 792232 | < 0.010 | < 0.000146 |
| 792233 | < 0.010 | < 0.000146 |
| 792234 | 1.992 | 0.058111 |
| 792235 | < 0.010 | < 0.000146 |
| 792236 | < 0.010 | < 0.000146 |
| 792237 | < 0.010 | < 0.000146 |
| 792238 | < 0.010 | < 0.000146 |
| 792239 | < 0.010 | < 0.000146 |
| 792240 | < 0.010 | < 0.000146 |
| 792241 | < 0.010 | < 0.000146 |
| 792242 | < 0.010 | < 0.000146 |
| 792243 | < 0.010 | < 0.000146 |
| 792244 | < 0.010 | < 0.000146 |
| 792245 | 0.049 | 0.001437 |
| 792246 | < 0.010 | 0.000275 |
| 792247 | < 0.010 | 0.000233 |
| 792248 | < 0.010 | < 0.000146 |
| 792249 | < 0.010 | < 0.000146 |
| 792250 | < 0.010 | < 0.000146 |
| 792251 | < 0.010 | < 0.000146 |
| 792252 | 0.035 | 0.001015 |
| 792253 | < 0.010 | < 0.000146 |
| 792254 | < 0.010 | < 0.000146 |
| 792255 | < 0.010 | < 0.000146 |
| 792256 | 0.011 | 0.000313 |
| 792257 | < 0.010 | 0.000183 |
| 792258 | < 0.010 | < 0.000146 |
| 792259 | < 0.010 | 0.000169 |
| 792260 | < 0.010 | < 0.000146 |
| 792261 | < 0.010 | < 0.000146 |
| 792262 | < 0.010 | < 0.000146 |
| 792263 | < 0.010 | 0.000150 |
| 792264 | < 0.010 | < 0.000146 |
| 792265 | 0.022 | 0.000631 |
| 792266 | < 0.010 | < 0.000146 |
| 792267 | < 0.010 | < 0.000146 |
| 792268 | < 0.010 | < 0.000146 |
| 792269 | < 0.010 | < 0.000146 |
| 792270 | < 0.010 | < 0.000146 |
| 792271 | < 0.010 | < 0.000146 |
| 792272 | < 0.010 | 0.000194 |
| 792273 | < 0.010 | < 0.000146 |
| 792274 | 0.020 | 0.000576 |
| 792275 | < 0.010 | < 0.000146 |
| 792276 | < 0.010 | 0.000159 |
| 792277 | < 0.010 | < 0.000146 |
| 792278 | 0.050 | 0.001456 |
| 792279 | < 0.010 | 0.000225 |
| 792280 | < 0.010 | 0.000257 |
| 792281 | 0.037 | 0.001074 |
| 792282 | < 0.010 | 0.000164 |

| **Analyte Symbol** | Au | Au |
|---|---|---|
| **Unit Symbol** | g/mt | oz/ton |
| **Detection Limit** | 0.010 | 0.000146 |
| **Analysis Method** | FA-AA | FA-AA |
| 792283 | 0.060 | 0.001747 |
| 792284 | < 0.010 | < 0.000146 |
| 792285 | 0.067 | 0.001965 |
| 792286 | 0.716 | 0.020878 |
| 792287 | < 0.010 | 0.000226 |
| 792288 | 3.236 | 0.094379 |
| 792289 | 0.082 | 0.002379 |
| 792290 | 0.599 | 0.017460 |
| 792291 | 0.449 | 0.013102 |
| 792292 | 0.435 | 0.012695 |
| 792293 | 1.887 | 0.055026 |
| 792294 | 0.063 | 0.001838 |
| 792295 | 0.079 | 0.002291 |
| 792296 | 0.157 | 0.004593 |
| 792297 | 0.053 | 0.001556 |
| 792298 | 0.056 | 0.001644 |
| 792299 | 0.059 | 0.001734 |
| 792300 | 0.034 | 0.000985 |
| 792301 | 0.023 | 0.000671 |
| 792302 | < 0.010 | < 0.000146 |
| 792303 | < 0.010 | < 0.000146 |
| 792304 | 0.071 | 0.002073 |
| 792305 | 0.011 | 0.000319 |
| 792306 | 1.432 | 0.041769 |
| 792307 | 1.288 | 0.037571 |
| 792308 | 0.010 | 0.000301 |
| 792309 | 0.055 | 0.001601 |
| 792310 | 0.038 | 0.001115 |
| 792311 | 0.017 | 0.000489 |
| 792312 | < 0.010 | 0.000252 |
| 792313 | < 0.010 | < 0.000146 |
| 792314 | < 0.010 | 0.000168 |
| 792315 | 0.060 | 0.001738 |
| 792316 | 0.103 | 0.003011 |
| 792317 | < 0.010 | < 0.000146 |
| 792318 | 0.029 | 0.000845 |
| 792319 | < 0.010 | < 0.000146 |
| 792320 | < 0.010 | 0.000297 |
| 792321 | < 0.010 | 0.000246 |
| 792322 | 0.049 | 0.001434 |
| 792323 | < 0.010 | < 0.000146 |
| 792324 | 0.043 | 0.001248 |
| 792325 | 0.049 | 0.001416 |
| 792326 | 0.064 | 0.001873 |
| 792327 | 0.042 | 0.001239 |
| 792328 | 0.104 | 0.003026 |
| 792329 | 0.079 | 0.002314 |
| 792330 | 0.162 | 0.004710 |
| 792331 | 0.101 | 0.002936 |
| 792332 | 0.044 | 0.001280 |
| 792333 | 0.115 | 0.003361 |
| 792334 | 1.721 | 0.050197 |

| Analyte Symbol | Au | Au |
|---|---|---|
| Unit Symbol | g/mt | oz/ton |
| Detection Limit | 0.010 | 0.000146 |
| Analysis Method | FA-AA | FA-AA |
| 792335 | 0.161 | 0.004691 |
| 792336 | 0.335 | 0.009782 |
| 792337 | 0.066 | 0.001932 |
| 792338 | 1.430 | 0.041694 |
| 792339 | 0.101 | 0.002951 |
| 792340 | 0.195 | 0.005679 |
| 792341 | 0.766 | 0.022334 |
| 792342 | 0.015 | 0.000449 |
| 792343 | 0.366 | 0.010673 |
| 792344 | 0.370 | 0.010788 |
| 792345 | 0.062 | 0.001802 |
| 792346 | 0.018 | 0.000536 |
| 792347 | < 0.010 | 0.000170 |
| 792348 | 0.198 | 0.005783 |
| 792349 | 0.045 | 0.001310 |
| 792350 | 0.080 | 0.002347 |
| 792351 | 4.974 | 0.145087 |
| 792352 | 1.308 | 0.038158 |
| 792353 | 0.296 | 0.008638 |
| 792354 | 0.547 | 0.015960 |
| 792355 | < 0.010 | 0.000175 |
| 792356 | < 0.010 | 0.000215 |
| 792357 | 0.029 | 0.000850 |
| 792358 | < 0.010 | 0.000204 |
| 792359 | 0.056 | 0.001633 |
| 792360 | 2.314 | 0.067504 |
| 792361 | 0.528 | 0.015403 |
| 792362 | 0.162 | 0.004732 |
| 792363 | 0.237 | 0.006908 |
| 792364 | 0.040 | 0.001163 |
| 792365 | < 0.010 | 0.000264 |
| 792366 | 0.263 | 0.007684 |
| 792367 | < 0.010 | < 0.000146 |
| 792368 | 0.076 | 0.002209 |
| 792369 | 0.021 | 0.000616 |
| 792370 | < 0.010 | < 0.000146 |
| 792371 | < 0.010 | < 0.000146 |
| 792372 | < 0.010 | < 0.000146 |
| 792373 | < 0.010 | < 0.000146 |
| 792374 | < 0.010 | < 0.000146 |
| 792375 | 0.018 | 0.000520 |
| 792376 | 0.012 | 0.000364 |
| 792377 | < 0.010 | 0.000177 |
| 792378 | 0.012 | 0.000336 |
| 792379 | < 0.010 | < 0.000146 |
| 792380 | 0.035 | 0.001017 |
| 792381 | 0.122 | 0.003563 |
| 792382 | 0.313 | 0.009141 |
| 792383 | < 0.010 | 0.000198 |
| 792384 | < 0.010 | < 0.000146 |
| 792385 | < 0.010 | 0.000175 |
| 792386 | < 0.010 | < 0.000146 |

| **Analyte Symbol** | Au | Au |
|---|---|---|
| **Unit Symbol** | g/mt | oz/ton |
| **Detection Limit** | 0.010 | 0.000146 |
| **Analysis Method** | FA-AA | FA-AA |
| 792387 | 0.010 | 0.000300 |
| 792388 | < 0.010 | < 0.000146 |
| 792389 | 0.096 | 0.002812 |
| 792390 | < 0.010 | < 0.000146 |
| 792391 | < 0.010 | < 0.000146 |
| 792392 | < 0.010 | < 0.000146 |
| 792393 | < 0.010 | < 0.000146 |
| 792394 | 0.165 | 0.004801 |
| 792395 | 0.081 | 0.002365 |
| 792396 | 0.050 | 0.001463 |
| 792397 | 0.057 | 0.001660 |
| 792398 | 0.059 | 0.001726 |
| 792399 | 0.030 | 0.000876 |
| 792400 | 0.016 | 0.000478 |
| 792401 | 0.074 | 0.002154 |
| 792402 | 0.156 | 0.004556 |
| 792403 | 0.024 | 0.000692 |
| 792404 | 0.038 | 0.001114 |
| 792405 | 0.011 | 0.000311 |
| 792406 | 0.013 | 0.000368 |
| 792407 | 0.011 | 0.000334 |
| 792408 | 0.028 | 0.000813 |
| 792409 | 0.020 | 0.000592 |
| 792410 | 0.013 | 0.000365 |
| 792411 | 0.023 | 0.000668 |
| 792412 | 0.019 | 0.000561 |
| 792413 | 0.021 | 0.000599 |
| 792414 | < 0.010 | 0.000261 |
| 792415 | 0.022 | 0.000633 |
| 792416 | < 0.010 | 0.000259 |
| 792417 | < 0.010 | < 0.000146 |
| 792418 | < 0.010 | < 0.000146 |
| 792419 | < 0.010 | 0.000221 |
| 792420 | < 0.010 | 0.000181 |
| 792421 | < 0.010 | < 0.000146 |
| 792422 | < 0.010 | < 0.000146 |
| 792423 | < 0.010 | 0.000223 |
| 792424 | < 0.010 | < 0.000146 |
| 792425 | < 0.010 | < 0.000146 |
| 792426 | < 0.010 | < 0.000146 |
| 792427 | < 0.010 | < 0.000146 |
| 792428 | 0.035 | 0.001031 |
| 792429 | 0.050 | 0.001459 |
| 792430 | 0.083 | 0.002418 |
| 792431 | 0.284 | 0.008281 |
| 792432 | 0.063 | 0.001849 |
| 792433 | 0.031 | 0.000904 |
| 792434 | 1.748 | 0.050972 |
| 792435 | 0.015 | 0.000434 |
| 792436 | 0.050 | 0.001453 |
| 792437 | 0.034 | 0.000979 |
| 792438 | < 0.010 | < 0.000146 |

| Analyte Symbol | Au | Au |
|---|---|---|
| Unit Symbol | g/mt | oz/ton |
| Detection Limit | 0.010 | 0.000146 |
| Analysis Method | FA-AA | FA-AA |
| 792439 | < 0.010 | < 0.000146 |
| 792440 | < 0.010 | < 0.000146 |
| 792441 | 0.059 | 0.001733 |
| 792442 | 0.089 | 0.002587 |
| 792443 | 0.016 | 0.000467 |
| 792444 | 0.057 | 0.001658 |
| 792445 | 0.392 | 0.011424 |
| 792446 | 0.171 | 0.004996 |
| 792447 | 0.015 | 0.000441 |
| 792448 | 0.022 | 0.000642 |
| 792449 | 0.014 | 0.000404 |
| 792450 | 0.012 | 0.000363 |
| 792451 | 0.020 | 0.000578 |
| 792452 | 0.010 | 0.000299 |
| 792453 | < 0.010 | 0.000196 |
| 792454 | < 0.010 | 0.000227 |
| 792455 | 0.036 | 0.001055 |
| 792456 | 0.064 | 0.001860 |
| 792457 | 0.031 | 0.000913 |
| 792458 | 0.092 | 0.002695 |
| 792459 | 0.048 | 0.001389 |
| 792460 | < 0.010 | 0.000203 |
| 792461 | 0.011 | 0.000322 |
| 792462 | 0.015 | 0.000430 |
| 792463 | < 0.010 | 0.000290 |
| 792464 | < 0.010 | 0.000180 |
| 792465 | < 0.010 | 0.000170 |
| 792466 | < 0.010 | 0.000205 |
| 792467 | < 0.010 | < 0.000146 |
| 792468 | 0.025 | 0.000715 |
| 792469 | < 0.010 | < 0.000146 |
| 792470 | < 0.010 | < 0.000146 |
| 792471 | < 0.010 | 0.000171 |
| 792472 | < 0.010 | 0.000239 |
| 792473 | < 0.010 | 0.000157 |
| 792474 | < 0.010 | 0.000258 |
| 792475 | < 0.010 | < 0.000146 |
| 792476 | 0.011 | 0.000316 |
| 792477 | < 0.010 | 0.000156 |
| 792478 | 0.059 | 0.001706 |
| 792479 | 0.103 | 0.003006 |
| 792480 | 0.041 | 0.001199 |
| 792481 | < 0.010 | 0.000240 |
| 792482 | < 0.010 | 0.000188 |
| 792483 | 0.467 | 0.013634 |
| 792484 | < 0.010 | < 0.000146 |
| 792485 | < 0.010 | 0.000213 |
| 792486 | < 0.010 | 0.000255 |
| 792487 | < 0.010 | 0.000154 |
| 792488 | 0.110 | 0.003199 |
| 792489 | < 0.010 | 0.000174 |
| 792490 | < 0.010 | 0.000165 |

| **Analyte Symbol** | Au | Au |
|---|---|---|
| **Unit Symbol** | g/mt | oz/ton |
| **Detection Limit** | 0.010 | 0.000146 |
| **Analysis Method** | FA-AA | FA-AA |
| 792491 | 0.011 | 0.000319 |
| 792492 | < 0.010 | 0.000236 |
| 792493 | 0.015 | 0.000430 |
| 792494 | 0.032 | 0.000931 |
| 792495 | < 0.010 | < 0.000146 |
| 792496 | < 0.010 | 0.000277 |
| 792497 | < 0.010 | < 0.000146 |
| 792498 | < 0.010 | 0.000178 |
| 792499 | 0.010 | 0.000300 |
| 792500 | < 0.010 | 0.000273 |
| 792501 | < 0.010 | < 0.000146 |
| 792502 | < 0.010 | 0.000284 |
| 792503 | 0.031 | 0.000893 |
| 792504 | < 0.010 | 0.000175 |
| 792505 | < 0.010 | 0.000229 |
| 792506 | 0.033 | 0.000969 |
| 792507 | 0.036 | 0.001056 |
| 792508 | 0.061 | 0.001777 |
| 792509 | 0.080 | 0.002338 |
| 792510 | 0.026 | 0.000769 |
| 792511 | 0.034 | 0.001002 |
| 792512 | 0.029 | 0.000843 |
| 792513 | 0.015 | 0.000429 |
| 792514 | 0.020 | 0.000585 |
| 792515 | 0.021 | 0.000621 |
| 792516 | 0.027 | 0.000776 |
| 792517 | < 0.010 | < 0.000146 |
| 792518 | 0.044 | 0.001286 |
| 792519 | 0.028 | 0.000815 |
| 792520 | 0.014 | 0.000394 |
| 792521 | 0.020 | 0.000589 |
| 792522 | 0.011 | 0.000322 |
| 792523 | < 0.010 | < 0.000146 |
| 792524 | < 0.010 | < 0.000146 |
| 792525 | < 0.010 | < 0.000146 |
| 792526 | < 0.010 | < 0.000146 |
| 792527 | < 0.010 | < 0.000146 |
| 792528 | < 0.010 | 0.000150 |
| 792529 | 0.011 | 0.000307 |
| 792530 | < 0.010 | < 0.000146 |

## Quality Control

| Analyte Symbol | Au | Au |
|---|---|---|
| Unit Symbol | g/mt | oz/ton |
| Detection Limit | 0.010 | 0.000146 |
| Analysis Method | FA-AA | FA-AA |
| OxD108 Meas | 0.427 | 0.012457 |
| OxD108 Cert | 0.414 | 0.012 |
| OxD108 Meas | 0.413 | 0.012036 |
| OxD108 Cert | 0.414 | 0.012 |
| OxD108 Meas | 0.413 | 0.012054 |
| OxD108 Cert | 0.414 | 0.012 |
| OxD108 Meas | 0.390 | 0.011367 |
| OxD108 Cert | 0.414 | 0.012 |
| OxD108 Meas | 0.417 | 0.012165 |
| OxD108 Cert | 0.414 | 0.012 |
| OxD108 Meas | 0.396 | 0.011550 |
| OxD108 Cert | 0.414 | 0.012 |
| OxD108 Meas | 0.409 | 0.011916 |
| OxD108 Cert | 0.414 | 0.012 |
| OxD108 Meas | 0.429 | 0.012504 |
| OxD108 Cert | 0.414 | 0.012 |
| OxD108 Meas | 0.392 | 0.011437 |
| OxD108 Cert | 0.414 | 0.012 |
| OxD108 Meas | 0.395 | 0.011508 |
| OxD108 Cert | 0.414 | 0.012 |
| SG66 Meas | 1.127 | 0.032882 |
| SG66 Cert | 0.835 | 0.0244 |
| SG66 Meas | 1.087 | 0.031699 |
| SG66 Cert | 0.835 | 0.0244 |
| SG66 Meas | 1.141 | 0.033275 |
| SG66 Cert | 0.835 | 0.0244 |
| SG66 Meas | 1.083 | 0.031579 |
| SG66 Cert | 0.835 | 0.0244 |
| SG66 Meas | 1.068 | 0.031142 |
| SG66 Cert | 0.835 | 0.0244 |
| SG66 Meas | 1.070 | 0.031212 |
| SG66 Cert | 0.835 | 0.0244 |
| SG66 Meas | 1.090 | 0.031805 |
| SG66 Cert | 0.835 | 0.0244 |
| SG66 Meas | 1.154 | 0.033646 |
| SG66 Cert | 0.835 | 0.0244 |
| SG66 Meas | 1.097 | 0.031996 |
| SG66 Cert | 0.835 | 0.0244 |
| SG66 Meas | 1.034 | 0.030161 |
| SG66 Cert | 0.835 | 0.0244 |
| 792240 Orig | < 0.010 | < 0.000146 |
| 792240 Dup | < 0.010 | 0.000162 |
| 792250 Orig | < 0.010 | < 0.000146 |
| 792250 Dup | < 0.010 | < 0.000146 |
| 792260 Orig | < 0.010 | < 0.000146 |
| 792260 Split | < 0.010 | 0.000150 |
| 792260 Orig | < 0.010 | < 0.000146 |
| 792260 Dup | < 0.010 | < 0.000146 |
| 792275 Orig | 0.012 | 0.000358 |
| 792275 Dup | < 0.010 | < 0.000146 |
| 792280 Orig | < 0.010 | 0.000257 |
| 792280 Split | 0.013 | 0.000369 |
| 792290 Orig | 0.599 | 0.017460 |
| 792290 Split | 0.650 | 0.018949 |
| 792310 Orig | 0.033 | 0.000949 |
| 792310 Dup | 0.044 | 0.001281 |
| 792320 Orig | < 0.010 | 0.000297 |

## Quality Control

| Analyte Symbol | Au | Au |
|---|---|---|
| Unit Symbol | g/mt | oz/ton |
| Detection Limit | 0.010 | 0.000146 |
| Analysis Method | FA-AA | FA-AA |
| 792320 Split | < 0.010 | 0.000245 |
| 792320 Orig | 0.011 | 0.000313 |
| 792320 Dup | < 0.010 | 0.000282 |
| 792330 Orig | 0.162 | 0.004710 |
| 792330 Split | 0.172 | 0.005009 |
| 792350 Orig | 0.080 | 0.002347 |
| 792350 Split | 0.086 | 0.002498 |
| 792355 Orig | < 0.010 | 0.000166 |
| 792355 Dup | < 0.010 | 0.000183 |
| 792365 Orig | < 0.010 | 0.000178 |
| 792365 Dup | 0.012 | 0.000349 |
| 792380 Orig | 0.035 | 0.001017 |
| 792380 Split | 0.026 | 0.000764 |
| 792380 Orig | 0.048 | 0.001399 |
| 792380 Dup | 0.022 | 0.000634 |
| 792390 Orig | < 0.010 | < 0.000146 |
| 792390 Dup | < 0.010 | < 0.000146 |
| 792400 Orig | 0.018 | 0.000519 |
| 792400 Dup | 0.015 | 0.000438 |
| 792410 Orig | 0.013 | 0.000365 |
| 792410 Split | 0.022 | 0.000627 |
| 792415 Orig | 0.023 | 0.000662 |
| 792415 Dup | 0.021 | 0.000604 |
| 792425 Orig | < 0.010 | < 0.000146 |
| 792425 Dup | < 0.010 | < 0.000146 |
| 792430 Orig | 0.083 | 0.002418 |
| 792430 Split | 0.086 | 0.002511 |
| 792435 Orig | 0.020 | 0.000572 |
| 792435 Dup | 0.010 | 0.000296 |
| 792440 Orig | < 0.010 | < 0.000146 |
| 792440 Split | < 0.010 | < 0.000146 |
| 792440 Split | < 0.010 | < 0.000146 |
| 792450 Orig | 0.014 | 0.000400 |
| 792450 Dup | 0.011 | 0.000325 |
| 792460 Orig | < 0.010 | 0.000208 |
| 792460 Dup | < 0.010 | 0.000197 |
| 792470 Orig | < 0.010 | < 0.000146 |
| 792470 Split | < 0.010 | < 0.000146 |
| 792470 Orig | < 0.010 | < 0.000146 |
| 792470 Dup | < 0.010 | 0.000265 |
| 792480 Orig | 0.041 | 0.001199 |
| 792480 Split | 0.057 | 0.001657 |
| 792485 Orig | < 0.010 | 0.000222 |
| 792485 Dup | < 0.010 | 0.000203 |
| 792495 Orig | < 0.010 | < 0.000146 |
| 792495 Dup | < 0.010 | 0.000151 |
| 792500 Orig | < 0.010 | 0.000273 |
| 792500 Split | < 0.010 | 0.000217 |
| 792505 Orig | < 0.010 | 0.000215 |
| 792505 Dup | < 0.010 | 0.000244 |
| 792520 Orig | 0.013 | 0.000379 |
| 792520 Dup | 0.014 | 0.000410 |
| 792530 Orig | < 0.010 | < 0.000146 |
| 792530 Split | < 0.010 | 0.000148 |
| 792530 Orig | < 0.010 | < 0.000146 |
| 792530 Dup | < 0.010 | 0.000165 |
| Method Blank | < 0.010 | < 0.000146 |

## Quality Control

| **Analyte Symbol** | Au | Au |
|---|---|---|
| **Unit Symbol** | g/mt | oz/ton |
| **Detection Limit** | 0.010 | 0.000146 |
| **Analysis Method** | FA-AA | FA-AA |

| | | |
|---|---|---|
| Method Blank | < 0.010 | 0.000273 |
| Method Blank | < 0.010 | < 0.000146 |
| Method Blank | < 0.010 | < 0.000146 |
| Method Blank | < 0.010 | < 0.000146 |
| Method Blank | < 0.010 | < 0.000146 |
| Method Blank | < 0.010 | < 0.000146 |
| Method Blank | < 0.010 | < 0.000146 |
| Method Blank | < 0.010 | < 0.000146 |
| Method Blank | < 0.010 | < 0.000146 |
| Method Blank | < 0.010 | < 0.000146 |
| Method Blank | < 0.010 | < 0.000146 |
| Method Blank | < 0.010 | < 0.000146 |
| Method Blank | < 0.010 | < 0.000146 |
| Method Blank | < 0.010 | < 0.000146 |
| Method Blank | < 0.010 | < 0.000146 |
| Method Blank | < 0.010 | < 0.000146 |
| Method Blank | < 0.010 | < 0.000146 |

*Quality Analysis ...* *Innovative Technologies*

**Date Submitted:** 01-Feb-13
**Invoice No.:** A13-01139-ReAssay
**Invoice Date:** 27-Feb-13
**Your Reference:**

**West Red Lake Gold Mines Inc.**
**1105-65 Queen Street West**
**Toronto ON M5H 2M5**
**Canada**

**ATTN: Vadim Galkin (Results)**

# CERTIFICATE OF ANALYSIS

289 Core samples, 5 Pulp samples and 6 sand samples were submitted for analysis.

The following analytical package was requested: Code 1A2 - HY Lake Redlake Au - Fire Assay AA

REPORT **A13-01139-ReAssa**

This report may be reproduced without our consent. If only selected portions of the report are reproduced, permission must be obtained. If no instructions were given at time of sample submittal regarding excess material, it will be discarded within 90 days of this report. Our liability is limited solely to the analytical cost of these analyses. Test results are representative only of material submitted for analysis.

Notes:
1A3 on Au >10ppm

CERTIFIED BY :

Emmanuel Eseme , Ph.D.
Quality Control

ISO/IEC 17025
SCC Accredited
LAB 266
LAB 266
Accrédité CCN

**ACTIVATION LABORATORIES LTD.**

1336 Sandhill Drive, Ancaster, Ontario Canada L9G 4V5 TELEPHONE +1.905.648.9611 or +1.888.228.5227 FAX +1.905.648.9613
E-MAIL Ancaster@actlabs.com ACTLABS GROUP WEBSITE www.actlabs.com

| **Analyte Symbol** | Au | Au |
|---|---|---|
| **Unit Symbol** | g/mt | oz/ton |
| **Detection Limit** | 0.010 | 0.000146 |
| **Analysis Method** | FA-AA | FA-AA |
| 792279 | 0.016 | 0.000466 |
| 792280 | 0.011 | 0.000332 |
| 792281 | 0.035 | 0.001026 |
| 792282 | < 0.010 | 0.000201 |
| 792283 | 0.067 | 0.001943 |
| 792284 | < 0.010 | < 0.000146 |
| 792285 | 0.042 | 0.001231 |
| 792286 | 0.568 | 0.016563 |
| 792287 | 0.013 | 0.000369 |
| 792288 | 3.394 | 0.099001 |
| 792289 | 0.068 | 0.001988 |
| 792379 | 0.024 | 0.000708 |
| 792380 | 0.058 | 0.001692 |
| 792381 | 0.093 | 0.002721 |
| 792382 | 0.238 | 0.006952 |
| 792383 | 0.011 | 0.000307 |
| 792384 | < 0.010 | < 0.000146 |
| 792385 | < 0.010 | 0.000209 |
| 792386 | < 0.010 | < 0.000146 |
| 792387 | < 0.010 | 0.000535 |
| 792388 | < 0.010 | 0.000178 |
| 792389 | 0.136 | 0.003963 |
| 792479 | 0.089 | 0.002588 |
| 792480 | 0.031 | 0.000898 |
| 792481 | < 0.010 | 0.000230 |
| 792482 | < 0.010 | 0.000207 |
| 792483 | 0.324 | 0.009451 |
| 792484 | < 0.010 | < 0.000146 |
| 792485 | < 0.010 | 0.000184 |
| 792486 | < 0.010 | 0.000206 |
| 792487 | < 0.010 | 0.000156 |
| 792488 | 0.082 | 0.002398 |
| 792489 | 0.012 | 0.000363 |

## Quality Control

| **Analyte Symbol** | Au | Au |
|---|---|---|
| **Unit Symbol** | g/mt | oz/ton |
| **Detection Limit** | 0.010 | 0.000146 |
| **Analysis Method** | FA-AA | FA-AA |
| OxD108 Meas | 0.461 | 0.013441 |
| OxD108 Cert | 0.414 | 0.012 |
| SG66 Meas | 1.209 | 0.035252 |
| SG66 Cert | 0.835 | 0.0244 |
| 792288 Orig | 3.455 | 0.100779 |
| 792288 Dup | 3.333 | 0.097223 |
| 792387 Orig | 0.027 | 0.000794 |
| 792387 Dup | < 0.010 | 0.000275 |
| 792486 Orig | < 0.010 | 0.000196 |
| 792486 Dup | < 0.010 | 0.000216 |
| Method Blank | < 0.010 | < 0.000146 |
| Method Blank | < 0.010 | < 0.000146 |

*Quality Analysis ...* *Innovative Technologies*

**Date Submitted:** 04-Feb-13
**Invoice No.:** A13-01176
**Invoice Date:** 27-Feb-13
**Your Reference:**

**West Red Lake Gold Mines Inc.**
**1105-65 Queen Street West**
**Toronto ON M5H 2M5**
**Canada**

**ATTN: Vadim Galkin (Results)**

# CERTIFICATE OF ANALYSIS

297 Core samples, 6 Pulp samples and 6 sand samples were submitted for analysis.

The following analytical packages were requested: Code 1A2 - HY Lake Redlake Au - Fire Assay AA
Code 1A3-HY Lake Redlake Au - Fire Assay Gravimetric

REPORT **A13-01176**

This report may be reproduced without our consent. If only selected portions of the report are reproduced, permission must be obtained. If no instructions were given at time of sample submittal regarding excess material, it will be discarded within 90 days of this report. Our liability is limited solely to the analytical cost of these analyses. Test results are representative only of material submitted for analysis.

Notes:
1A3 on Au >10ppm

CERTIFIED BY :

Emmanuel Eseme , Ph.D.
Quality Control

ISO/IEC 17025
SCC Accredited
LAB 266
LAB 266
Accrédité CCN

**ACTIVATION LABORATORIES LTD.**

1336 Sandhill Drive, Ancaster, Ontario Canada L9G 4V5 TELEPHONE +1.905.648.9611 or +1.888.228.5227 FAX +1.905.648.9613
E-MAIL Ancaster@actlabs.com ACTLABS GROUP WEBSITE www.actlabs.com

| Analyte Symbol | Au | Au | Au | Au |
|---|---|---|---|---|
| Unit Symbol | g/mt | oz/ton | g/tonne | oz/ton |
| Detection Limit | 0.010 | 0.000146 | 0.03 | 0.000876 |
| Analysis Method | FA-AA | FA-AA | FA-GRA | FA-GRA |
| 792591 | 0.068 | 0.001980 | | |
| 792592 | 0.013 | 0.000374 | | |
| 792593 | 0.017 | 0.000500 | | |
| 792594 | 0.016 | 0.000467 | | |
| 792595 | < 0.010 | 0.000291 | | |
| 792596 | 0.011 | 0.000314 | | |
| 792597 | 0.011 | 0.000332 | | |
| 792598 | 0.015 | 0.000450 | | |
| 792599 | < 0.010 | 0.000219 | | |
| 792600 | < 0.010 | 0.000239 | | |
| 792601 | 0.011 | 0.000307 | | |
| 792602 | < 0.010 | < 0.000146 | | |
| 792603 | < 0.010 | < 0.000146 | | |
| 792604 | 0.028 | 0.000823 | | |
| 792605 | 0.027 | 0.000782 | | |
| 792606 | 0.022 | 0.000654 | | |
| 792607 | 0.040 | 0.001169 | | |
| 792608 | < 0.010 | 0.000275 | | |
| 792609 | < 0.010 | < 0.000146 | | |
| 792610 | 0.026 | 0.000755 | | |
| 792611 | 0.071 | 0.002077 | | |
| 792612 | 0.020 | 0.000591 | | |
| 792613 | 0.137 | 0.003989 | | |
| 792614 | 0.021 | 0.000624 | | |
| 792615 | < 0.010 | < 0.000146 | | |
| 792616 | < 0.010 | < 0.000146 | | |
| 792617 | < 0.010 | < 0.000146 | | |
| 792618 | < 0.010 | < 0.000146 | | |
| 792619 | < 0.010 | < 0.000146 | | |
| 792620 | < 0.010 | < 0.000146 | | |
| 792621 | < 0.010 | < 0.000146 | | |
| 792622 | < 0.010 | < 0.000146 | | |
| 792623 | 0.017 | 0.000501 | | |
| 792624 | 0.011 | 0.000307 | | |
| 792625 | < 0.010 | < 0.000146 | | |
| 792626 | < 0.010 | 0.000277 | | |
| 792627 | 0.016 | 0.000477 | | |
| 792628 | < 0.010 | < 0.000146 | | |
| 792629 | < 0.010 | 0.000186 | | |
| 792630 | 0.013 | 0.000383 | | |
| 792631 | 0.022 | 0.000628 | | |
| 792632 | 0.015 | 0.000450 | | |
| 792633 | 0.011 | 0.000314 | | |
| 792634 | 2.144 | 0.062536 | | |
| 792635 | 0.192 | 0.005600 | | |
| 792636 | 0.016 | 0.000478 | | |
| 792637 | < 0.010 | < 0.000146 | | |
| 792638 | < 0.010 | < 0.000146 | | |
| 792639 | < 0.010 | 0.000223 | | |
| 792640 | < 0.010 | < 0.000146 | | |
| 792641 | < 0.010 | 0.000161 | | |
| 792642 | < 0.010 | 0.000268 | | |

| Analyte Symbol | Au | Au | Au | Au |
|---|---|---|---|---|
| Unit Symbol | g/mt | oz/ton | g/tonne | oz/ton |
| Detection Limit | 0.010 | 0.000146 | 0.03 | 0.000876 |
| Analysis Method | FA-AA | FA-AA | FA-GRA | FA-GRA |
| 792643 | < 0.010 | < 0.000146 | | |
| 792644 | < 0.010 | < 0.000146 | | |
| 792645 | 0.012 | 0.000342 | | |
| 792646 | 0.011 | 0.000313 | | |
| 792647 | < 0.010 | < 0.000146 | | |
| 792648 | < 0.010 | < 0.000146 | | |
| 792649 | < 0.010 | 0.000214 | | |
| 792650 | < 0.010 | 0.000182 | | |
| 792651 | < 0.010 | 0.000203 | | |
| 792652 | < 0.010 | 0.000223 | | |
| 792653 | < 0.010 | < 0.000146 | | |
| 792654 | 0.025 | 0.000725 | | |
| 792655 | < 0.010 | 0.000255 | | |
| 792656 | 0.012 | 0.000363 | | |
| 792657 | 0.042 | 0.001212 | | |
| 792658 | 0.010 | 0.000300 | | |
| 792659 | 0.013 | 0.000394 | | |
| 792660 | < 0.010 | 0.000165 | | |
| 792661 | 0.013 | 0.000379 | | |
| 792662 | 0.020 | 0.000580 | | |
| 792663 | 0.046 | 0.001340 | | |
| 792664 | 0.039 | 0.001151 | | |
| 792665 | 0.026 | 0.000772 | | |
| 792666 | 0.018 | 0.000518 | | |
| 792667 | < 0.010 | < 0.000146 | | |
| 792668 | 0.011 | 0.000335 | | |
| 792669 | < 0.010 | 0.000187 | | |
| 792670 | 0.068 | 0.001995 | | |
| 792671 | 0.017 | 0.000494 | | |
| 792672 | 0.026 | 0.000762 | | |
| 792673 | 0.075 | 0.002178 | | |
| 792674 | 0.025 | 0.000730 | | |
| 792675 | 0.027 | 0.000776 | | |
| 792676 | 0.049 | 0.001419 | | |
| 792677 | 0.013 | 0.000376 | | |
| 792678 | 0.018 | 0.000528 | | |
| 792679 | 0.016 | 0.000456 | | |
| 792680 | 0.012 | 0.000362 | | |
| 792681 | < 0.010 | 0.000287 | | |
| 792682 | 0.016 | 0.000457 | | |
| 792683 | 0.010 | 0.000300 | | |
| 792684 | < 0.010 | < 0.000146 | | |
| 792685 | < 0.010 | 0.000238 | | |
| 792686 | < 0.010 | 0.000182 | | |
| 792687 | 0.012 | 0.000344 | | |
| 792688 | < 0.010 | 0.000216 | | |
| 792689 | < 0.010 | < 0.000146 | | |
| 792690 | < 0.010 | < 0.000146 | | |
| 792691 | < 0.010 | 0.000186 | | |
| 792692 | 0.019 | 0.000566 | | |
| 792693 | 0.012 | 0.000356 | | |
| 792694 | 0.021 | 0.000622 | | |

| Analyte Symbol | Au | Au | Au | Au |
|---|---|---|---|---|
| Unit Symbol | g/mt | oz/ton | g/tonne | oz/ton |
| Detection Limit | 0.010 | 0.000146 | 0.03 | 0.000876 |
| Analysis Method | FA-AA | FA-AA | FA-GRA | FA-GRA |
| 792695 | 0.028 | 0.000824 | | |
| 792696 | 0.011 | 0.000308 | | |
| 792697 | < 0.010 | < 0.000146 | | |
| 792698 | < 0.010 | < 0.000146 | | |
| 792699 | < 0.010 | 0.000180 | | |
| 792700 | < 0.010 | < 0.000146 | | |
| 792701 | < 0.010 | < 0.000146 | | |
| 792702 | < 0.010 | < 0.000146 | | |
| 792703 | < 0.010 | < 0.000146 | | |
| 792704 | < 0.010 | < 0.000146 | | |
| 792705 | < 0.010 | < 0.000146 | | |
| 792706 | < 0.010 | < 0.000146 | | |
| 792707 | < 0.010 | < 0.000146 | | |
| 792708 | < 0.010 | < 0.000146 | | |
| 792709 | 0.024 | 0.000689 | | |
| 792710 | < 0.010 | < 0.000146 | | |
| 792711 | < 0.010 | < 0.000146 | | |
| 792712 | 0.031 | 0.000910 | | |
| 792713 | 0.016 | 0.000453 | | |
| 792714 | < 0.010 | < 0.000146 | | |
| 792715 | < 0.010 | < 0.000146 | | |
| 792716 | < 0.010 | < 0.000146 | | |
| 792717 | < 0.010 | < 0.000146 | | |
| 792718 | < 0.010 | < 0.000146 | | |
| 792719 | < 0.010 | < 0.000146 | | |
| 792720 | < 0.010 | < 0.000146 | | |
| 792721 | < 0.010 | < 0.000146 | | |
| 792722 | 0.013 | 0.000375 | | |
| 792723 | < 0.010 | < 0.000146 | | |
| 792724 | < 0.010 | < 0.000146 | | |
| 792725 | < 0.010 | < 0.000146 | | |
| 792726 | < 0.010 | < 0.000146 | | |
| 792727 | < 0.010 | < 0.000146 | | |
| 792728 | < 0.010 | < 0.000146 | | |
| 792729 | < 0.010 | < 0.000146 | | |
| 792730 | < 0.010 | < 0.000146 | | |
| 792731 | < 0.010 | < 0.000146 | | |
| 792732 | < 0.010 | < 0.000146 | | |
| 792733 | < 0.010 | < 0.000146 | | |
| 792734 | 1.817 | 0.052989 | | |
| 792735 | < 0.010 | < 0.000146 | | |
| 792736 | < 0.010 | 0.000172 | | |
| 792737 | < 0.010 | < 0.000146 | | |
| 792738 | < 0.010 | < 0.000146 | | |
| 792739 | 0.032 | 0.000928 | | |
| 792740 | < 0.010 | 0.000255 | | |
| 792741 | < 0.010 | < 0.000146 | | |
| 792742 | 0.014 | 0.000409 | | |
| 792743 | < 0.010 | < 0.000146 | | |
| 792744 | < 0.010 | < 0.000146 | | |
| 792745 | < 0.010 | < 0.000146 | | |
| 792746 | < 0.010 | < 0.000146 | | |

| Analyte Symbol | Au | Au | Au | Au |
|---|---|---|---|---|
| Unit Symbol | g/mt | oz/ton | g/tonne | oz/ton |
| Detection Limit | 0.010 | 0.000146 | 0.03 | 0.000876 |
| Analysis Method | FA-AA | FA-AA | FA-GRA | FA-GRA |
| 792747 | < 0.010 | < 0.000146 | | |
| 792748 | 0.325 | 0.009485 | | |
| 792749 | 0.012 | 0.000344 | | |
| 792750 | 0.015 | 0.000442 | | |
| 792751 | < 0.010 | < 0.000146 | | |
| 792752 | < 0.010 | 0.000155 | | |
| 792753 | < 0.010 | < 0.000146 | | |
| 792754 | 0.011 | 0.000333 | | |
| 792755 | < 0.010 | < 0.000146 | | |
| 792756 | < 0.010 | < 0.000146 | | |
| 792757 | < 0.010 | < 0.000146 | | |
| 792758 | < 0.010 | < 0.000146 | | |
| 792759 | < 0.010 | < 0.000146 | | |
| 792760 | < 0.010 | < 0.000146 | | |
| 792761 | < 0.010 | < 0.000146 | | |
| 792762 | < 0.010 | < 0.000146 | | |
| 792763 | < 0.010 | < 0.000146 | | |
| 792764 | < 0.010 | < 0.000146 | | |
| 792765 | < 0.010 | < 0.000146 | | |
| 792766 | < 0.010 | < 0.000146 | | |
| 792767 | < 0.010 | < 0.000146 | | |
| 792768 | < 0.010 | 0.000181 | | |
| 792769 | 0.010 | 0.000305 | | |
| 792770 | 0.043 | 0.001244 | | |
| 792771 | < 0.010 | < 0.000146 | | |
| 792772 | < 0.010 | < 0.000146 | | |
| 792773 | < 0.010 | < 0.000146 | | |
| 792774 | < 0.010 | < 0.000146 | | |
| 792775 | < 0.010 | < 0.000146 | | |
| 792776 | < 0.010 | < 0.000146 | | |
| 792777 | < 0.010 | < 0.000146 | | |
| 792778 | < 0.010 | < 0.000146 | | |
| 792779 | < 0.010 | < 0.000146 | | |
| 792780 | < 0.010 | < 0.000146 | | |
| 792781 | < 0.010 | < 0.000146 | | |
| 792782 | < 0.010 | < 0.000146 | | |
| 792783 | < 0.010 | < 0.000146 | | |
| 792784 | > 5.000 | > 0.146000 | 7.31 | 0.213171 |
| 792785 | < 0.010 | 0.000283 | | |
| 792786 | < 0.010 | < 0.000146 | | |
| 792787 | < 0.010 | < 0.000146 | | |
| 792788 | < 0.010 | < 0.000146 | | |
| 792789 | < 0.010 | < 0.000146 | | |
| 792790 | < 0.010 | < 0.000146 | | |
| 792791 | < 0.010 | < 0.000146 | | |
| 792792 | < 0.010 | < 0.000146 | | |
| 792793 | < 0.010 | < 0.000146 | | |
| 792794 | < 0.010 | < 0.000146 | | |
| 792795 | < 0.010 | < 0.000146 | | |
| 792796 | < 0.010 | < 0.000146 | | |
| 792797 | < 0.010 | < 0.000146 | | |
| 792798 | < 0.010 | < 0.000146 | | |

| Analyte Symbol | Au | Au | Au | Au |
|---|---|---|---|---|
| Unit Symbol | g/mt | oz/ton | g/tonne | oz/ton |
| Detection Limit | 0.010 | 0.000146 | 0.03 | 0.000876 |
| Analysis Method | FA-AA | FA-AA | FA-GRA | FA-GRA |
| 792799 | < 0.010 | < 0.000146 | | |
| 792800 | < 0.010 | < 0.000146 | | |
| 792801 | < 0.010 | < 0.000146 | | |
| 792802 | < 0.010 | < 0.000146 | | |
| 792803 | < 0.010 | < 0.000146 | | |
| 792804 | < 0.010 | < 0.000146 | | |
| 792805 | < 0.010 | < 0.000146 | | |
| 792806 | < 0.010 | < 0.000146 | | |
| 792807 | < 0.010 | < 0.000146 | | |
| 792808 | < 0.010 | < 0.000146 | | |
| 792809 | < 0.010 | < 0.000146 | | |
| 792810 | < 0.010 | < 0.000146 | | |
| 792811 | < 0.010 | < 0.000146 | | |
| 792812 | < 0.010 | < 0.000146 | | |
| 792813 | < 0.010 | < 0.000146 | | |
| 792814 | < 0.010 | 0.000150 | | |
| 792815 | < 0.010 | < 0.000146 | | |
| 792816 | 0.029 | 0.000849 | | |
| 792817 | < 0.010 | < 0.000146 | | |
| 792818 | 0.011 | 0.000322 | | |
| 792819 | 1.086 | 0.031663 | | |
| 792820 | 0.151 | 0.004395 | | |
| 792821 | < 0.010 | < 0.000146 | | |
| 792822 | 0.032 | 0.000930 | | |
| 792823 | < 0.010 | < 0.000146 | | |
| 792824 | < 0.010 | < 0.000146 | | |
| 792825 | < 0.010 | < 0.000146 | | |
| 792826 | < 0.010 | 0.000152 | | |
| 792827 | < 0.010 | < 0.000146 | | |
| 792828 | < 0.010 | 0.000199 | | |
| 792829 | < 0.010 | < 0.000146 | | |
| 792830 | < 0.010 | < 0.000146 | | |
| 792831 | < 0.010 | 0.000239 | | |
| 792832 | < 0.010 | < 0.000146 | | |
| 792833 | < 0.010 | < 0.000146 | | |
| 792834 | 1.903 | 0.055493 | | |
| 792835 | < 0.010 | < 0.000146 | | |
| 792836 | 0.031 | 0.000897 | | |
| 792837 | 0.019 | 0.000558 | | |
| 792838 | < 0.010 | < 0.000146 | | |
| 792839 | < 0.010 | < 0.000146 | | |
| 792840 | 0.020 | 0.000582 | | |
| 792841 | 0.030 | 0.000889 | | |
| 792842 | 1.542 | 0.044969 | | |
| 792843 | < 0.010 | 0.000155 | | |
| 792844 | < 0.010 | < 0.000146 | | |
| 792845 | > 5.000 | > 0.146000 | 39.7 | 1.157027 |
| 792846 | > 5.000 | > 0.146000 | 152 | 4.443918 |
| 792847 | 0.069 | 0.002026 | | |
| 792848 | 0.110 | 0.003197 | | |
| 792849 | < 0.010 | 0.000227 | | |
| 792850 | 0.011 | 0.000333 | | |

| Analyte Symbol | Au | Au | Au | Au |
|---|---|---|---|---|
| Unit Symbol | g/mt | oz/ton | g/tonne | oz/ton |
| Detection Limit | 0.010 | 0.000146 | 0.03 | 0.000876 |
| Analysis Method | FA-AA | FA-AA | FA-GRA | FA-GRA |
| 792851 | < 0.010 | 0.000170 | | |
| 792852 | 0.131 | 0.003819 | | |
| 792853 | 0.077 | 0.002252 | | |
| 792854 | 0.126 | 0.003676 | | |
| 792855 | 0.305 | 0.008910 | | |
| 792856 | 0.102 | 0.002966 | | |
| 792857 | 0.072 | 0.002103 | | |
| 792858 | 0.117 | 0.003423 | | |
| 792859 | 0.066 | 0.001929 | | |
| 792860 | 0.805 | 0.023489 | | |
| 792861 | 0.105 | 0.003051 | | |
| 792862 | 0.021 | 0.000606 | | |
| 792863 | 0.011 | 0.000313 | | |
| 792864 | 0.031 | 0.000900 | | |
| 792865 | 0.085 | 0.002486 | | |
| 792866 | 0.091 | 0.002660 | | |
| 792867 | < 0.010 | < 0.000146 | | |
| 792868 | 0.044 | 0.001295 | | |
| 792869 | 0.012 | 0.000359 | | |
| 792870 | 0.056 | 0.001623 | | |
| 792871 | 0.049 | 0.001438 | | |
| 792872 | 0.041 | 0.001197 | | |
| 792873 | 0.237 | 0.006914 | | |
| 792874 | 0.096 | 0.002801 | | |
| 792875 | 0.035 | 0.001034 | | |
| 792876 | 0.066 | 0.001931 | | |
| 792877 | 0.038 | 0.001106 | | |
| 792878 | 0.142 | 0.004137 | | |
| 792879 | 0.011 | 0.000312 | | |
| 792880 | < 0.010 | 0.000396 | | |
| 792881 | 0.040 | 0.001166 | | |
| 792883 | 0.050 | 0.001463 | | |
| 792884 | > 5.000 | > 0.146000 | 7.28 | 0.212251 |
| 792885 | < 0.010 | 0.000165 | | |
| 792886 | < 0.010 | < 0.000146 | | |
| 792887 | < 0.010 | < 0.000146 | | |
| 792888 | < 0.010 | < 0.000146 | | |
| 792889 | < 0.010 | < 0.000146 | | |
| 792890 | < 0.010 | < 0.000146 | | |
| 792891 | < 0.010 | < 0.000146 | | |
| 792892 | < 0.010 | 0.000262 | | |
| 792893 | < 0.010 | 0.000268 | | |
| 792894 | 0.030 | 0.000889 | | |
| 792895 | 0.023 | 0.000658 | | |
| 792896 | 0.020 | 0.000574 | | |
| 792897 | 0.036 | 0.001036 | | |
| 792898 | 0.018 | 0.000528 | | |
| 792899 | < 0.010 | 0.000236 | | |
| 792900 | 0.010 | 0.000306 | | |

## Quality Control

| Analyte Symbol | Au | Au | Au | Au |
|---|---|---|---|---|
| Unit Symbol | g/mt | oz/ton | g/tonne | oz/ton |
| Detection Limit | 0.010 | 0.000146 | 0.03 | 0.000876 |
| Analysis Method | FA-AA | FA-AA | FA-GRA | FA-GRA |
| OXK94 Meas | | | 3.52 | 0.102558 |
| OXK94 Cert | | | 3.56 | 0.103891 |
| OXN92 Meas | | | 7.47 | 0.217735 |
| OXN92 Cert | | | 7.64 | 0.22 |
| OxD108 Meas | 0.462 | 0.013466 | | |
| OxD108 Cert | 0.414 | 0.012 | | |
| OxD108 Meas | 0.432 | 0.012596 | | |
| OxD108 Cert | 0.414 | 0.012 | | |
| OxD108 Meas | 0.419 | 0.012230 | | |
| OxD108 Cert | 0.414 | 0.012 | | |
| OxD108 Meas | 0.442 | 0.012905 | | |
| OxD108 Cert | 0.414 | 0.012 | | |
| OxD108 Meas | 0.419 | 0.012208 | | |
| OxD108 Cert | 0.414 | 0.012 | | |
| OxD108 Meas | 0.414 | 0.012065 | | |
| OxD108 Cert | 0.414 | 0.012 | | |
| OxD108 Meas | 0.420 | 0.012241 | | |
| OxD108 Cert | 0.414 | 0.012 | | |
| OxD108 Meas | 0.404 | 0.011777 | | |
| OxD108 Cert | 0.414 | 0.012 | | |
| OxD108 Meas | 0.389 | 0.011335 | | |
| OxD108 Cert | 0.414 | 0.012 | | |
| OxD108 Meas | 0.390 | 0.011364 | | |
| OxD108 Cert | 0.414 | 0.012 | | |
| OxD108 Meas | 0.422 | 0.012318 | | |
| OxD108 Cert | 0.414 | 0.012 | | |
| SG66 Meas | 1.203 | 0.035095 | | |
| SG66 Cert | 0.835 | 0.0244 | | |
| SG66 Meas | 1.101 | 0.032119 | | |
| SG66 Cert | 0.835 | 0.0244 | | |
| SG66 Meas | 1.133 | 0.033049 | | |
| SG66 Cert | 0.835 | 0.0244 | | |
| SG66 Meas | 1.102 | 0.032140 | | |
| SG66 Cert | 0.835 | 0.0244 | | |
| SG66 Meas | 1.090 | 0.031789 | | |
| SG66 Cert | 0.835 | 0.0244 | | |
| SG66 Meas | 1.085 | 0.031633 | | |
| SG66 Cert | 0.835 | 0.0244 | | |
| SG66 Meas | 1.084 | 0.031619 | | |
| SG66 Cert | 0.835 | 0.0244 | | |
| SG66 Meas | 1.059 | 0.030873 | | |
| SG66 Cert | 0.835 | 0.0244 | | |
| SG66 Meas | 1.086 | 0.031682 | | |
| SG66 Cert | 0.835 | 0.0244 | | |
| 792600 Orig | < 0.010 | 0.000245 | | |
| 792600 Dup | < 0.010 | 0.000233 | | |
| 792610 Orig | 0.024 | 0.000700 | | |
| 792610 Dup | 0.028 | 0.000810 | | |
| 792620 Orig | < 0.010 | < 0.000146 | | |
| 792620 Split | < 0.010 | < 0.000146 | | |
| 792620 Orig | < 0.010 | < 0.000146 | | |
| 792620 Dup | < 0.010 | < 0.000146 | | |
| 792620 Split | < 0.010 | < 0.000146 | | |
| 792640 Orig | < 0.010 | < 0.000146 | | |
| 792640 Split | < 0.010 | < 0.000146 | | |
| 792645 Orig | 0.012 | 0.000360 | | |
| 792645 Dup | 0.011 | 0.000324 | | |

## Quality Control

| Analyte Symbol | Au | Au | Au | Au |
|---|---|---|---|---|
| Unit Symbol | g/mt | oz/ton | g/tonne | oz/ton |
| Detection Limit | 0.010 | 0.000146 | 0.03 | 0.000876 |
| Analysis Method | FA-AA | FA-AA | FA-GRA | FA-GRA |
| 792650 Orig | < 0.010 | 0.000182 | | |
| 792650 Split | < 0.010 | 0.000215 | | |
| 792655 Orig | 0.012 | 0.000339 | | |
| 792655 Dup | < 0.010 | 0.000172 | | |
| 792670 Orig | 0.062 | 0.001805 | | |
| 792670 Dup | 0.075 | 0.002186 | | |
| 792680 Orig | 0.012 | 0.000362 | | |
| 792680 Split | 0.012 | 0.000350 | | |
| 792680 Orig | 0.013 | 0.000367 | | |
| 792680 Dup | 0.012 | 0.000356 | | |
| 792690 Orig | < 0.010 | < 0.000146 | | |
| 792690 Split | < 0.010 | 0.000170 | | |
| 792690 Orig | < 0.010 | 0.000163 | | |
| 792690 Dup | < 0.010 | < 0.000146 | | |
| 792705 Orig | < 0.010 | < 0.000146 | | |
| 792705 Dup | < 0.010 | < 0.000146 | | |
| 792710 Orig | < 0.010 | < 0.000146 | | |
| 792710 Split | < 0.010 | < 0.000146 | | |
| 792715 Orig | < 0.010 | < 0.000146 | | |
| 792715 Dup | < 0.010 | < 0.000146 | | |
| 792725 Orig | < 0.010 | < 0.000146 | | |
| 792725 Dup | < 0.010 | < 0.000146 | | |
| 792740 Orig | < 0.010 | 0.000255 | | |
| 792740 Split | 0.011 | 0.000309 | | |
| 792740 Orig | < 0.010 | 0.000220 | | |
| 792740 Dup | < 0.010 | 0.000290 | | |
| 792760 Orig | < 0.010 | < 0.000146 | | |
| 792760 Dup | < 0.010 | < 0.000146 | | |
| 792770 Orig | 0.043 | 0.001244 | | |
| 792770 Split | 0.023 | 0.000667 | | |
| 792775 Orig | < 0.010 | < 0.000146 | | |
| 792775 Dup | < 0.010 | < 0.000146 | | |
| 792785 Orig | < 0.010 | 0.000192 | | |
| 792785 Dup | 0.013 | 0.000374 | | |
| 792790 Orig | < 0.010 | < 0.000146 | | |
| 792790 Split | < 0.010 | < 0.000146 | | |
| 792795 Orig | < 0.010 | < 0.000146 | | |
| 792795 Dup | < 0.010 | < 0.000146 | | |
| 792800 Orig | < 0.010 | < 0.000146 | | |
| 792800 Split | < 0.010 | < 0.000146 | | |
| 792810 Orig | < 0.010 | < 0.000146 | | |
| 792810 Dup | < 0.010 | < 0.000146 | | |
| 792830 Orig | < 0.010 | < 0.000146 | | |
| 792830 Split | < 0.010 | < 0.000146 | | |
| 792830 Orig | < 0.010 | < 0.000146 | | |
| 792830 Dup | < 0.010 | < 0.000146 | | |
| 792840 Orig | 0.020 | 0.000582 | | |
| 792840 Split | 0.022 | 0.000629 | | |
| 792845 Orig | > 5.000 | > 0.146000 | | |
| 792845 Dup | > 5.000 | > 0.146000 | | |
| 792855 Orig | 0.277 | 0.008085 | | |
| 792855 Dup | 0.334 | 0.009735 | | |
| 792860 Orig | 0.805 | 0.023489 | | |
| 792860 Split | 0.737 | 0.021481 | | |
| 792865 Orig | 0.075 | 0.002188 | | |
| 792865 Dup | 0.095 | 0.002785 | | |
| 792880 Orig | < 0.010 | 0.000284 | | |

## Quality Control

| Analyte Symbol | Au | Au | Au | Au |
|---|---|---|---|---|
| **Unit Symbol** | g/mt | oz/ton | g/tonne | oz/ton |
| **Detection Limit** | 0.010 | 0.000146 | 0.03 | 0.000876 |
| **Analysis Method** | FA-AA | FA-AA | FA-GRA | FA-GRA |
| 792880 Dup | 0.017 | 0.000508 | | |
| 792891 Orig | < 0.010 | < 0.000146 | | |
| 792891 Split | < 0.010 | 0.000170 | | |
| 792891 Orig | < 0.010 | < 0.000146 | | |
| 792891 Dup | < 0.010 | < 0.000146 | | |
| Method Blank | < 0.010 | < 0.000146 | | |
| Method Blank | < 0.010 | < 0.000146 | | |
| Method Blank | < 0.010 | < 0.000146 | | |
| Method Blank | < 0.010 | < 0.000146 | | |
| Method Blank | < 0.010 | < 0.000146 | | |
| Method Blank | < 0.010 | < 0.000146 | | |
| Method Blank | < 0.010 | < 0.000146 | | |
| Method Blank | < 0.010 | < 0.000146 | | |
| Method Blank | < 0.010 | < 0.000146 | | |
| Method Blank | < 0.010 | < 0.000146 | | |
| Method Blank | < 0.010 | < 0.000146 | | |
| Method Blank | < 0.010 | < 0.000146 | | |
| Method Blank | < 0.010 | < 0.000146 | | |
| Method Blank | < 0.010 | < 0.000146 | | |
| Method Blank | < 0.010 | < 0.000146 | | |
| Method Blank | < 0.010 | < 0.000146 | | |
| Method Blank | < 0.010 | < 0.000146 | | |

*Quality Analysis ...* *Innovative Technologies*

**Date Submitted:** 04-Feb-13
**Invoice No.:** A13-01176-ReAssay
**Invoice Date:** 12-Mar-13
**Your Reference:**

**West Red Lake Gold Mines Inc.**
**1105-65 Queen Street West**
**Toronto ON M5H 2M5**
**Canada**

**ATTN: Vadim Galkin (Results)**

# CERTIFICATE OF ANALYSIS

297 Core samples, 6 Pulp samples and 6 sand samples were submitted for analysis.

The following analytical packages were requested: Code 1A2 - HY Lake Redlake Au - Fire Assay AA
Code 1A3-HY Lake Redlake Au - Fire Assay Gravimetric

REPORT **A13-01176-ReAssa**

This report may be reproduced without our consent. If only selected portions of the report are reproduced, permission must be obtained. If no instructions were given at time of sample submittal regarding excess material, it will be discarded within 90 days of this report. Our liability is limited solely to the analytical cost of these analyses. Test results are representative only of material submitted for analysis.

Notes:
1A3 on Au >10ppm

CERTIFIED BY :

Emmanuel Eseme , Ph.D.
Quality Control

ISO/IEC 17025
SCC Accredited
LAB 266
LAB 266
Accrédité CCN

**ACTIVATION LABORATORIES LTD.**

1336 Sandhill Drive, Ancaster, Ontario Canada L9G 4V5 TELEPHONE +1.905.648.9611 or +1.888.228.5227 FAX +1.905.648.9613
E-MAIL Ancaster@actlabs.com ACTLABS GROUP WEBSITE www.actlabs.com

| **Analyte Symbol** | Au | Au |
|---|---|---|
| **Unit Symbol** | g/mt | oz/ton |
| **Detection Limit** | 0.010 | 0.000146 |
| **Analysis Method** | FA-AA | FA-AA |
| 792679 | 0.021 | 0.000601 |
| 792680 | 0.018 | 0.000515 |
| 792681 | 0.012 | 0.000343 |
| 792682 | 0.011 | 0.000313 |
| 792683 | 0.011 | 0.000319 |
| 792684 | < 0.010 | < 0.000146 |
| 792685 | < 0.010 | 0.000265 |
| 792686 | 0.021 | 0.000606 |
| 792687 | 0.010 | 0.000301 |
| 792688 | 0.019 | 0.000567 |
| 792689 | < 0.010 | < 0.000146 |

## Quality Control

| **Analyte Symbol** | Au | Au |
|---|---|---|
| **Unit Symbol** | g/mt | oz/ton |
| **Detection Limit** | 0.010 | 0.000146 |
| **Analysis Method** | FA-AA | FA-AA |
| OxD108 Meas | 0.410 | 0.011966 |
| OxD108 Cert | 0.414 | 0.012 |
| SG66 Meas | 1.095 | 0.031943 |
| SG66 Cert | 1.086 | 0.031675 |
| Method Blank | < 0.010 | < 0.000146 |
| Method Blank | < 0.010 | < 0.000146 |

*Quality Analysis ...* *Innovative Technologies*

**Date Submitted:** 06-Feb-13
**Invoice No.:** A13-01292
**Invoice Date:** 27-Feb-13
**Your Reference:**

**West Red Lake Gold Mines Inc.**
**1105-65 Queen Street West**
**Toronto ON M5H 2M5**
**Canada**

**ATTN: Vadim Galkin (Results)**

# CERTIFICATE OF ANALYSIS

163 Core samples, 3 Pulp samples and 4 sand samples were submitted for analysis.

The following analytical packages were requested: Code 1A2 - HY Lake Redlake Au - Fire Assay AA
Code 1A3-HY Lake Redlake Au - Fire Assay Gravimetric

REPORT **A13-01292**

This report may be reproduced without our consent. If only selected portions of the report are reproduced, permission must be obtained. If no instructions were given at time of sample submittal regarding excess material, it will be discarded within 90 days of this report. Our liability is limited solely to the analytical cost of these analyses. Test results are representative only of material submitted for analysis.

Notes:
1A3 on Au >10ppm

CERTIFIED BY :

Emmanuel Eseme , Ph.D.
Quality Control

ISO/IEC 17025
SCC Accredited
LAB 266
LAB 266
Accrédité CCN

**ACTIVATION LABORATORIES LTD.**

1336 Sandhill Drive, Ancaster, Ontario Canada L9G 4V5 TELEPHONE +1.905.648.9611 or +1.888.228.5227 FAX +1.905.648.9613
E-MAIL Ancaster@actlabs.com ACTLABS GROUP WEBSITE www.actlabs.com

| Analyte Symbol | Au | Au | Au | Au |
|---|---|---|---|---|
| Unit Symbol | g/mt | oz/ton | g/tonne | oz/ton |
| Detection Limit | 0.010 | 0.000146 | 0.03 | 0.000876 |
| Analysis Method | FA-AA | FA-AA | FA-GRA | FA-GRA |
| 792901 | 0.016 | 0.000481 | | |
| 792902 | 0.266 | 0.007767 | | |
| 792903 | 0.031 | 0.000894 | | |
| 792904 | 0.065 | 0.001889 | | |
| 792905 | 0.161 | 0.004708 | | |
| 792906 | 0.360 | 0.010498 | | |
| 792907 | 0.215 | 0.006273 | | |
| 792908 | < 0.010 | 0.000263 | | |
| 792909 | < 0.010 | 0.000288 | | |
| 792910 | 0.040 | 0.001173 | | |
| 792911 | < 0.010 | 0.000231 | | |
| 792912 | 0.106 | 0.003096 | | |
| 792913 | 0.065 | 0.001899 | | |
| 792914 | 0.132 | 0.003848 | | |
| 792915 | 0.068 | 0.001981 | | |
| 792916 | 0.075 | 0.002202 | | |
| 792917 | < 0.010 | < 0.000146 | | |
| 792918 | < 0.010 | 0.000221 | | |
| 792919 | < 0.010 | 0.000201 | | |
| 792920 | < 0.010 | < 0.000146 | | |
| 792921 | < 0.010 | 0.000271 | | |
| 792922 | < 0.010 | < 0.000146 | | |
| 792923 | < 0.010 | < 0.000146 | | |
| 792924 | < 0.010 | < 0.000146 | | |
| 792925 | < 0.010 | < 0.000146 | | |
| 792926 | < 0.010 | < 0.000146 | | |
| 792927 | < 0.010 | 0.000224 | | |
| 792928 | < 0.010 | < 0.000146 | | |
| 792929 | < 0.010 | < 0.000146 | | |
| 792930 | < 0.010 | < 0.000146 | | |
| 792931 | < 0.010 | < 0.000146 | | |
| 792932 | < 0.010 | < 0.000146 | | |
| 792933 | < 0.010 | < 0.000146 | | |
| 792934 | 2.161 | 0.063040 | | |
| 792935 | 0.032 | 0.000925 | | |
| 792936 | 0.095 | 0.002759 | | |
| 792937 | < 0.010 | 0.000193 | | |
| 792938 | 0.050 | 0.001448 | | |
| 792939 | 0.167 | 0.004858 | | |
| 792940 | 0.024 | 0.000714 | | |
| 792941 | 0.120 | 0.003493 | | |
| 792942 | 0.069 | 0.002005 | | |
| 792943 | 1.053 | 0.030711 | | |
| 792944 | 0.149 | 0.004355 | | |
| 792945 | < 0.010 | 0.000516 | | |
| 792946 | < 0.010 | < 0.000146 | | |
| 792947 | 0.076 | 0.002220 | | |
| 792948 | 0.133 | 0.003886 | | |
| 792949 | 0.209 | 0.006087 | | |
| 792950 | 0.134 | 0.003914 | | |
| 792951 | 0.274 | 0.007992 | | |
| 792952 | 0.158 | 0.004596 | | |

| Analyte Symbol | Au | Au | Au | Au |
|---|---|---|---|---|
| Unit Symbol | g/mt | oz/ton | g/tonne | oz/ton |
| Detection Limit | 0.010 | 0.000146 | 0.03 | 0.000876 |
| Analysis Method | FA-AA | FA-AA | FA-GRA | FA-GRA |
| 792953 | 0.397 | 0.011583 | | |
| 792954 | 0.461 | 0.013434 | | |
| 792955 | 0.053 | 0.001550 | | |
| 792956 | 0.049 | 0.001415 | | |
| 792957 | 0.127 | 0.003714 | | |
| 792958 | 0.087 | 0.002524 | | |
| 792959 | 0.034 | 0.000980 | | |
| 792960 | < 0.010 | 0.000284 | | |
| 792961 | < 0.010 | < 0.000146 | | |
| 792962 | 0.113 | 0.003298 | | |
| 792963 | 3.443 | 0.100431 | | |
| 792964 | 0.407 | 0.011876 | | |
| 792965 | 0.196 | 0.005731 | | |
| 792966 | 0.098 | 0.002849 | | |
| 792967 | < 0.010 | < 0.000146 | | |
| 792968 | 0.073 | 0.002135 | | |
| 792969 | 0.037 | 0.001083 | | |
| 792970 | 0.055 | 0.001590 | | |
| 792971 | < 0.010 | 0.000174 | | |
| 792972 | 0.012 | 0.000361 | | |
| 792973 | < 0.010 | 0.000290 | | |
| 792974 | 0.212 | 0.006189 | | |
| 792975 | < 0.010 | < 0.000146 | | |
| 792976 | 0.056 | 0.001624 | | |
| 792977 | < 0.010 | < 0.000146 | | |
| 792978 | 0.111 | 0.003224 | | |
| 792979 | < 0.010 | 0.000171 | | |
| 792980 | 0.226 | 0.006591 | | |
| 792981 | 0.189 | 0.005498 | | |
| 792982 | 0.012 | 0.000356 | | |
| 792983 | < 0.010 | < 0.000146 | | |
| 792984 | > 5.000 | > 0.146000 | 7.52 | 0.219243 |
| 792985 | 0.178 | 0.005194 | | |
| 792986 | 0.010 | 0.000304 | | |
| 792987 | 0.093 | 0.002707 | | |
| 792988 | 0.214 | 0.006234 | | |
| 792989 | 0.116 | 0.003381 | | |
| 792990 | 0.044 | 0.001286 | | |
| 792991 | 0.015 | 0.000448 | | |
| 792992 | 0.014 | 0.000399 | | |
| 792993 | 0.026 | 0.000770 | | |
| 792994 | 0.015 | 0.000430 | | |
| 792995 | 0.055 | 0.001596 | | |
| 792996 | 0.051 | 0.001479 | | |
| 792997 | 0.023 | 0.000669 | | |
| 792998 | 0.013 | 0.000379 | | |
| 792999 | 3.938 | 0.114852 | | |
| 793000 | 0.036 | 0.001063 | | |
| 793001 | 0.029 | 0.000839 | | |
| 793002 | < 0.010 | < 0.000146 | | |
| 793003 | < 0.010 | 0.000229 | | |
| 793004 | < 0.010 | < 0.000146 | | |

| Analyte Symbol | Au | Au | Au | Au |
|---|---|---|---|---|
| Unit Symbol | g/mt | oz/ton | g/tonne | oz/ton |
| Detection Limit | 0.010 | 0.000146 | 0.03 | 0.000876 |
| Analysis Method | FA-AA | FA-AA | FA-GRA | FA-GRA |
| 793005 | < 0.010 | 0.000149 | | |
| 793006 | < 0.010 | < 0.000146 | | |
| 793007 | 0.029 | 0.000859 | | |
| 793008 | 0.030 | 0.000886 | | |
| 793009 | 1.507 | 0.043967 | | |
| 793010 | 0.029 | 0.000843 | | |
| 793011 | 0.033 | 0.000961 | | |
| 793012 | 0.104 | 0.003036 | | |
| 793013 | 0.118 | 0.003432 | | |
| 793014 | 0.750 | 0.021881 | | |
| 793015 | 0.561 | 0.016352 | | |
| 793016 | 0.451 | 0.013146 | | |
| 793017 | < 0.010 | < 0.000146 | | |
| 793018 | 0.407 | 0.011863 | | |
| 793019 | 0.011 | 0.000309 | | |
| 793020 | < 0.010 | 0.000277 | | |
| 793021 | < 0.010 | < 0.000146 | | |
| 793022 | < 0.010 | < 0.000146 | | |
| 793023 | 0.019 | 0.000559 | | |
| 793024 | 0.016 | 0.000480 | | |
| 793025 | < 0.010 | 0.000365 | | |
| 793026 | < 0.010 | 0.000188 | | |
| 793027 | < 0.010 | 0.000152 | | |
| 793028 | 0.420 | 0.012246 | | |
| 793029 | 0.242 | 0.007045 | | |
| 793030 | 0.207 | 0.006044 | | |
| 793031 | 0.607 | 0.017699 | | |
| 793032 | 0.535 | 0.015601 | | |
| 793033 | 0.803 | 0.023423 | | |
| 793034 | 1.928 | 0.056224 | | |
| 793035 | 0.051 | 0.001485 | | |
| 793036 | > 5.000 | > 0.146000 | 75.3 | 2.195840 |
| 793037 | 0.139 | 0.004054 | | |
| 793038 | 0.294 | 0.008581 | | |
| 793039 | 2.794 | 0.081500 | | |
| 793040 | 0.172 | 0.005029 | | |
| 793041 | 0.037 | 0.001075 | | |
| 793042 | 0.038 | 0.001104 | | |
| 793043 | 0.011 | 0.000308 | | |
| 793044 | 0.069 | 0.002007 | | |
| 793045 | 0.025 | 0.000719 | | |
| 793046 | 0.034 | 0.001005 | | |
| 793047 | < 0.010 | < 0.000146 | | |
| 793048 | < 0.010 | < 0.000146 | | |
| 793049 | < 0.010 | < 0.000146 | | |
| 793050 | < 0.010 | < 0.000146 | | |
| 793051 | < 0.010 | < 0.000146 | | |
| 793052 | < 0.010 | < 0.000146 | | |
| 793053 | < 0.010 | < 0.000146 | | |
| 793054 | 0.022 | 0.000636 | | |
| 793055 | 0.038 | 0.001094 | | |
| 793056 | < 0.010 | < 0.000146 | | |

| **Analyte Symbol** | Au | Au | Au | Au |
|---|---|---|---|---|
| **Unit Symbol** | g/mt | oz/ton | g/tonne | oz/ton |
| **Detection Limit** | 0.010 | 0.000146 | 0.03 | 0.000876 |
| **Analysis Method** | FA-AA | FA-AA | FA-GRA | FA-GRA |
| 793057 | < 0.010 | 0.000185 | | |
| 793058 | < 0.010 | < 0.000146 | | |
| 793059 | 0.053 | 0.001548 | | |
| 793060 | < 0.010 | 0.000236 | | |
| 793061 | < 0.010 | < 0.000146 | | |
| 793062 | 0.044 | 0.001278 | | |
| 793063 | 0.146 | 0.004264 | | |
| 793064 | 0.042 | 0.001220 | | |
| 793065 | < 0.010 | < 0.000146 | | |
| 793066 | < 0.010 | 0.000273 | | |
| 793067 | < 0.010 | < 0.000146 | | |
| 793068 | 0.012 | 0.000337 | | |
| 793069 | 0.083 | 0.002433 | | |
| 793070 | < 0.010 | < 0.000146 | | |

## Quality Control

| Analyte Symbol | Au | Au | Au | Au |
|---|---|---|---|---|
| Unit Symbol | g/mt | oz/ton | g/tonne | oz/ton |
| Detection Limit | 0.010 | 0.000146 | 0.03 | 0.000876 |
| Analysis Method | FA-AA | FA-AA | FA-GRA | FA-GRA |
| OXK94 Meas | | | 3.53 | 0.103054 |
| OXK94 Cert | | | 3.56 | 0.103891 |
| OXN92 Meas | | | 7.94 | 0.231443 |
| OXN92 Cert | | | 7.64 | 0.22 |
| OxD108 Meas | 0.455 | 0.013258 | | |
| OxD108 Cert | 0.414 | 0.012 | | |
| OxD108 Meas | 0.411 | 0.011979 | | |
| OxD108 Cert | 0.414 | 0.012 | | |
| OxD108 Meas | 0.411 | 0.011992 | | |
| OxD108 Cert | 0.414 | 0.012 | | |
| OxD108 Meas | 0.441 | 0.012868 | | |
| OxD108 Cert | 0.414 | 0.012 | | |
| OxD108 Meas | 0.437 | 0.012739 | | |
| OxD108 Cert | 0.414 | 0.012 | | |
| OxD108 Meas | 0.412 | 0.012022 | | |
| OxD108 Cert | 0.414 | 0.012 | | |
| OxD108 Meas | 0.424 | 0.012354 | | |
| OxD108 Cert | 0.414 | 0.012 | | |
| SG66 Meas | 1.239 | 0.036135 | | |
| SG66 Cert | 0.835 | 0.0244 | | |
| SG66 Meas | 1.106 | 0.032251 | | |
| SG66 Cert | 0.835 | 0.0244 | | |
| SG66 Meas | 1.106 | 0.032254 | | |
| SG66 Cert | 0.835 | 0.0244 | | |
| SG66 Meas | 1.121 | 0.032698 | | |
| SG66 Cert | 0.835 | 0.0244 | | |
| SG66 Meas | 1.128 | 0.032896 | | |
| SG66 Cert | 0.835 | 0.0244 | | |
| SG66 Meas | 1.135 | 0.033091 | | |
| SG66 Cert | 0.835 | 0.0244 | | |
| SG66 Meas | 1.120 | 0.032666 | | |
| SG66 Cert | 0.835 | 0.0244 | | |
| 792910 Orig | 0.023 | 0.000664 | | |
| 792910 Dup | 0.058 | 0.001683 | | |
| 792920 Orig | < 0.010 | < 0.000146 | | |
| 792920 Dup | < 0.010 | < 0.000146 | | |
| 792930 Orig | < 0.010 | < 0.000146 | | |
| 792930 Split | < 0.010 | < 0.000146 | | |
| 792930 Orig | < 0.010 | < 0.000146 | | |
| 792930 Dup | < 0.010 | < 0.000146 | | |
| 792945 Orig | < 0.010 | 0.000283 | | |
| 792945 Dup | 0.026 | 0.000750 | | |
| 792950 Orig | 0.134 | 0.003914 | | |
| 792950 Split | 0.112 | 0.003255 | | |
| 792955 Orig | 0.049 | 0.001444 | | |
| 792955 Dup | 0.057 | 0.001656 | | |
| 792960 Orig | < 0.010 | 0.000284 | | |
| 792960 Split | 0.016 | 0.000457 | | |
| 792990 Orig | 0.044 | 0.001286 | | |
| 792990 Split | 0.057 | 0.001662 | | |
| 792990 Orig | 0.046 | 0.001351 | | |
| 792990 Dup | 0.042 | 0.001220 | | |
| 793000 Orig | 0.036 | 0.001063 | | |
| 793000 Split | 0.029 | 0.000847 | | |
| 793020 Orig | < 0.010 | 0.000277 | | |
| 793020 Split | 0.016 | 0.000469 | | |
| 793025 Orig | 0.017 | 0.000490 | | |

## Quality Control

| Analyte Symbol | Au | Au | Au | Au |
|---|---|---|---|---|
| Unit Symbol | g/mt | oz/ton | g/tonne | oz/ton |
| Detection Limit | 0.010 | 0.000146 | 0.03 | 0.000876 |
| Analysis Method | FA-AA | FA-AA | FA-GRA | FA-GRA |
| 793025 Dup | < 0.010 | 0.000239 | | |
| 793050 Orig | < 0.010 | < 0.000146 | | |
| 793050 Split | < 0.010 | < 0.000146 | | |
| 793050 Orig | < 0.010 | < 0.000146 | | |
| 793050 Dup | < 0.010 | < 0.000146 | | |
| 793060 Orig | < 0.010 | 0.000161 | | |
| 793060 Dup | 0.011 | 0.000311 | | |
| 793070 Orig | < 0.010 | < 0.000146 | | |
| 793070 Dup | < 0.010 | < 0.000146 | | |
| Method Blank | < 0.010 | < 0.000146 | | |
| Method Blank | < 0.010 | < 0.000146 | | |
| Method Blank | < 0.010 | < 0.000146 | | |
| Method Blank | < 0.010 | < 0.000146 | | |
| Method Blank | < 0.010 | < 0.000146 | | |
| Method Blank | < 0.010 | < 0.000146 | | |
| Method Blank | < 0.010 | < 0.000146 | | |
| Method Blank | < 0.010 | < 0.000146 | | |
| Method Blank | < 0.010 | < 0.000146 | | |
| Method Blank | < 0.010 | < 0.000146 | | |

*Quality Analysis ...* *Innovative Technologies*

**Date Submitted:** 06-Feb-13
**Invoice No.:** A13-01292-ReAssay
**Invoice Date:** 12-Mar-13
**Your Reference:**

**West Red Lake Gold Mines Inc.**
**1105-65 Queen Street West**
**Toronto ON M5H 2M5**
**Canada**

**ATTN: Vadim Galkin (Results)**

# CERTIFICATE OF ANALYSIS

163 Core samples, 3 Pulp samples and 4 sand samples were submitted for analysis.

The following analytical packages were requested:

Code 1A2 - HY Lake Redlake Au - Fire Assay AA
Code 1A3-HY Lake Redlake Au - Fire Assay Gravimetric
Code 1A4 (100mesh)-Dryden Au-Fire Assay-Metallic Screen-500g

REPORT **A13-01292-ReAssa**

This report may be reproduced without our consent. If only selected portions of the report are reproduced, permission must be obtained. If no instructions were given at time of sample submittal regarding excess material, it will be discarded within 90 days of this report. Our liability is limited solely to the analytical cost of these analyses. Test results are representative only of material submitted for analysis.

Notes:
1A3 on Au >10ppm
A representative 500 gram split is seived at 100 mesh (149 micron) with assays performed on the entire +100 mesh and 2 splits of the -100 mesh fraction. A final assay is calculated based on the weight of each fraction.

CERTIFIED BY :

Emmanuel Eseme , Ph.D.
Quality Control

ISO/IEC 17025
SCC Accredited
LAB 266
LAB 266
Accrédité CCN

**ACTIVATION LABORATORIES LTD.**

1336 Sandhill Drive, Ancaster, Ontario Canada L9G 4V5 TELEPHONE +1.905.648.9611 or +1.888.228.5227 FAX +1.905.648.9613
E-MAIL Ancaster@actlabs.com ACTLABS GROUP WEBSITE www.actlabs.com

| **Analyte Symbol** | Au | Au | Au + 100 mesh | Au - 100 mesh (A) | Au - 100 mesh (B) | Total Au | + 100 mesh | - 100 mesh | Total Weight |
|---|---|---|---|---|---|---|---|---|---|
| **Unit Symbol** | g/mt | oz/ton | g/mt | g/mt | g/mt | g/mt | g | g | g |
| **Detection Limit** | 0.010 | 0.000146 | 0.07 | 0.07 | 0.07 | 0.07 | | | |
| **Analysis Method** | FA-AA | FA-AA | FA-MeT | FA-MeT | FA-MeT | FA-MeT | FA-MeT | FA-MeT | FA-MeT |
| 792963 | 2.029 | 0.059173 | | | | | | | |
| 792964 | 0.448 | 0.013053 | | | | | | | |
| 792965 | 0.251 | 0.007328 | | | | | | | |
| 792966 | 0.075 | 0.002188 | | | | | | | |
| 792967 | < 0.010 | < 0.000146 | | | | | | | |
| 792968 | 0.125 | 0.003652 | | | | | | | |
| 792969 | 0.035 | 0.001033 | | | | | | | |
| 792970 | 0.036 | 0.001057 | | | | | | | |
| 792971 | 0.022 | 0.000639 | | | | | | | |
| 792972 | < 0.010 | 0.000208 | | | | | | | |
| 792973 | < 0.010 | 0.000180 | | | | | | | |

## Quality Control

| **Analyte Symbol** | Au | Au | Total Au | Total Weight |
|---|---|---|---|---|
| **Unit Symbol** | g/mt | oz/ton | g/mt | g |
| **Detection Limit** | 0.010 | 0.000146 | 0.07 | |
| **Analysis Method** | FA-AA | FA-AA | FA-MeT | FA-MeT |
| OXK94 Meas | | | 3.42 | |
| OXK94 Cert | | | 3.56 | |
| OxP 91 Meas | | | 14.4 | |
| OxP 91 Cert | | | 14.82 | |
| OxD108 Meas | 0.411 | 0.011998 | | |
| OxD108 Cert | 0.414 | 0.012 | | |
| OxD108 Meas | 0.415 | 0.012097 | | |
| OxD108 Cert | 0.414 | 0.012 | | |
| SF67 Meas | 0.801 | 0.023350 | | |
| SF67 Cert | 0.835 | 0.024 | | |
| SG66 Meas | 1.119 | 0.032643 | | |
| SG66 Cert | 1.086 | 0.031675 | | |
| SG66 Meas | 1.084 | 0.031624 | | |
| SG66 Cert | 1.086 | 0.031675 | | |
| 792968 Orig | 0.125 | 0.003650 | | |
| 792968 Dup | | 0.003654 | | |
| Method Blank | < 0.010 | < 0.000146 | | |
| Method Blank | < 0.010 | < 0.000146 | | |
| Method Blank | | | < 0.07 | 0.00000 |
| Method Blank | < 0.010 | < 0.000146 | | |

*Quality Analysis ...* *Innovative Technologies*

**Date Submitted:** 11-Feb-13
**Invoice No.:** A13-01465
**Invoice Date:** 07-Mar-13
**Your Reference:**

**West Red Lake Gold Mines Inc.**
**1105-65 Queen Street West**
**Toronto ON M5H 2M5**
**Canada**

**ATTN: Vadim Galkin (Results)**

# CERTIFICATE OF ANALYSIS

279 Core samples were submitted for analysis.

The following analytical packages were requested: Code 1A2 - HY Lake Redlake Au - Fire Assay AA
Code 1A3-HY Lake Redlake Au - Fire Assay Gravimetric

REPORT **A13-01465**

This report may be reproduced without our consent. If only selected portions of the report are reproduced, permission must be obtained. If no instructions were given at time of sample submittal regarding excess material, it will be discarded within 90 days of this report. Our liability is limited solely to the analytical cost of these analyses. Test results are representative only of material submitted for analysis.

Notes:
1A3 on Au >10ppm

CERTIFIED BY :

Emmanuel Eseme , Ph.D.
Quality Control

ISO/IEC 17025
SCC Accredited
LAB 266
LAB 266
Accrédité CCN

**ACTIVATION LABORATORIES LTD.**

1336 Sandhill Drive, Ancaster, Ontario Canada L9G 4V5 TELEPHONE +1.905.648.9611 or +1.888.228.5227 FAX +1.905.648.9613
E-MAIL Ancaster@actlabs.com ACTLABS GROUP WEBSITE www.actlabs.com

| Analyte Symbol | Au | Au | Au | Au |
|---|---|---|---|---|
| Unit Symbol | g/mt | oz/ton | g/tonne | oz/ton |
| Detection Limit | 0.010 | 0.000146 | 0.03 | 0.000876 |
| Analysis Method | FA-AA | FA-AA | FA-GRA | FA-GRA |
| 793071 | < 0.010 | < 0.000146 | | |
| 793072 | < 0.010 | < 0.000146 | | |
| 793073 | 0.012 | 0.000356 | | |
| 793074 | < 0.010 | < 0.000146 | | |
| 793075 | < 0.010 | < 0.000146 | | |
| 793076 | 0.012 | 0.000346 | | |
| 793077 | < 0.010 | < 0.000146 | | |
| 793078 | 0.024 | 0.000710 | | |
| 793079 | 0.015 | 0.000426 | | |
| 793080 | < 0.010 | < 0.000146 | | |
| 793081 | < 0.010 | 0.000151 | | |
| 793082 | 0.029 | 0.000853 | | |
| 793083 | < 0.010 | 0.000213 | | |
| 793084 | > 5.000 | > 0.146000 | 7.45 | 0.217258 |
| 793085 | 0.030 | 0.000889 | | |
| 793086 | < 0.010 | < 0.000146 | | |
| 793087 | < 0.010 | < 0.000146 | | |
| 793088 | < 0.010 | 0.000206 | | |
| 793089 | < 0.010 | < 0.000146 | | |
| 793090 | < 0.010 | < 0.000146 | | |
| 793091 | < 0.010 | 0.000223 | | |
| 793092 | < 0.010 | < 0.000146 | | |
| 793093 | 0.014 | 0.000406 | | |
| 793094 | < 0.010 | < 0.000146 | | |
| 793095 | 0.093 | 0.002726 | | |
| 793096 | 0.021 | 0.000609 | | |
| 793097 | < 0.010 | < 0.000146 | | |
| 793098 | < 0.010 | < 0.000146 | | |
| 793099 | < 0.010 | < 0.000146 | | |
| 793100 | < 0.010 | < 0.000146 | | |
| 793101 | < 0.010 | < 0.000146 | | |
| 793102 | < 0.010 | 0.000165 | | |
| 793103 | < 0.010 | 0.000252 | | |
| 793104 | 0.020 | 0.000571 | | |
| 793105 | 0.010 | 0.000300 | | |
| 793106 | 0.033 | 0.000973 | | |
| 793107 | 0.044 | 0.001277 | | |
| 793108 | 0.025 | 0.000731 | | |
| 793109 | 0.027 | 0.000786 | | |
| 793110 | 0.064 | 0.001871 | | |
| 793111 | 0.017 | 0.000496 | | |
| 793112 | 0.014 | 0.000395 | | |
| 793113 | < 0.010 | < 0.000146 | | |
| 793114 | < 0.010 | 0.000195 | | |
| 793115 | 2.467 | 0.071951 | | |
| 793116 | 1.032 | 0.030109 | | |
| 793117 | < 0.010 | < 0.000146 | | |
| 793118 | 0.104 | 0.003036 | | |
| 793119 | 0.013 | 0.000372 | | |
| 793120 | < 0.010 | 0.000252 | | |
| 793121 | < 0.010 | 0.000195 | | |
| 793122 | < 0.010 | 0.000158 | | |

| **Analyte Symbol** | Au | Au | Au | Au |
|---|---|---|---|---|
| **Unit Symbol** | g/mt | oz/ton | g/tonne | oz/ton |
| **Detection Limit** | 0.010 | 0.000146 | 0.03 | 0.000876 |
| **Analysis Method** | FA-AA | FA-AA | FA-GRA | FA-GRA |
| 793123 | < 0.010 | 0.000156 | | |
| 793124 | < 0.010 | < 0.000146 | | |
| 793125 | < 0.010 | < 0.000146 | | |
| 793126 | < 0.010 | < 0.000146 | | |
| 793127 | < 0.010 | < 0.000146 | | |
| 793128 | < 0.010 | 0.000193 | | |
| 793129 | 0.058 | 0.001697 | | |
| 793130 | < 0.010 | < 0.000146 | | |
| 793131 | 0.021 | 0.000624 | | |
| 793132 | 0.192 | 0.005613 | | |
| 793133 | 0.086 | 0.002507 | | |
| 793134 | 1.990 | 0.058039 | | |
| 793135 | < 0.010 | < 0.000146 | | |
| 793136 | 0.073 | 0.002138 | | |
| 793137 | 0.335 | 0.009781 | | |
| 793138 | 0.018 | 0.000526 | | |
| 793139 | < 0.010 | < 0.000146 | | |
| 793140 | 0.012 | 0.000360 | | |
| 793141 | < 0.010 | < 0.000146 | | |
| 793142 | 0.159 | 0.004626 | | |
| 793143 | 0.012 | 0.000336 | | |
| 793144 | 0.024 | 0.000698 | | |
| 793145 | 0.020 | 0.000588 | | |
| 793146 | 0.081 | 0.002367 | | |
| 793147 | 0.047 | 0.001372 | | |
| 793148 | 0.013 | 0.000384 | | |
| 793149 | 0.191 | 0.005560 | | |
| 793150 | 0.047 | 0.001369 | | |
| 793151 | 0.010 | 0.000297 | | |
| 793152 | < 0.010 | 0.000221 | | |
| 793153 | 0.016 | 0.000461 | | |
| 793154 | 0.036 | 0.001036 | | |
| 793155 | 0.030 | 0.000890 | | |
| 793156 | 0.074 | 0.002164 | | |
| 793157 | 0.010 | 0.000301 | | |
| 793158 | < 0.010 | < 0.000146 | | |
| 793159 | 0.050 | 0.001450 | | |
| 793160 | < 0.010 | 0.000180 | | |
| 793162 | < 0.010 | < 0.000146 | | |
| 793163 | 0.088 | 0.002564 | | |
| 793164 | 0.025 | 0.000739 | | |
| 793165 | < 0.010 | 0.000198 | | |
| 793166 | 0.016 | 0.000454 | | |
| 793167 | < 0.010 | < 0.000146 | | |
| 793168 | 0.038 | 0.001121 | | |
| 793169 | < 0.010 | < 0.000146 | | |
| 793170 | < 0.010 | < 0.000146 | | |
| 793171 | 0.257 | 0.007495 | | |
| 793172 | < 0.010 | 0.000167 | | |
| 793173 | 0.052 | 0.001528 | | |
| 793174 | 0.020 | 0.000589 | | |
| 793175 | < 0.010 | < 0.000146 | | |

| Analyte Symbol | Au | Au | Au | Au |
|---|---|---|---|---|
| Unit Symbol | g/mt | oz/ton | g/tonne | oz/ton |
| Detection Limit | 0.010 | 0.000146 | 0.03 | 0.000876 |
| Analysis Method | FA-AA | FA-AA | FA-GRA | FA-GRA |
| 793176 | < 0.010 | 0.000158 | | |
| 793177 | 0.014 | 0.000408 | | |
| 793178 | 0.020 | 0.000569 | | |
| 793179 | < 0.010 | < 0.000146 | | |
| 793180 | 0.023 | 0.000658 | | |
| 793181 | 0.022 | 0.000630 | | |
| 793182 | 0.068 | 0.001971 | | |
| 793183 | 0.065 | 0.001898 | | |
| 793184 | > 5.000 | > 0.146000 | 7.32 | 0.213495 |
| 793185 | 0.019 | 0.000541 | | |
| 793186 | 0.248 | 0.007227 | | |
| 793187 | 0.078 | 0.002279 | | |
| 793188 | 0.011 | 0.000334 | | |
| 793189 | < 0.010 | < 0.000146 | | |
| 793190 | < 0.010 | 0.000178 | | |
| 793191 | < 0.010 | < 0.000146 | | |
| 793192 | 0.013 | 0.000389 | | |
| 793193 | 0.027 | 0.000798 | | |
| 793194 | 0.025 | 0.000741 | | |
| 793195 | < 0.010 | < 0.000146 | | |
| 793196 | 0.031 | 0.000895 | | |
| 793197 | < 0.010 | 0.000228 | | |
| 793198 | < 0.010 | < 0.000146 | | |
| 793199 | < 0.010 | < 0.000146 | | |
| 793200 | < 0.010 | < 0.000146 | | |
| 793201 | < 0.010 | 0.000281 | | |
| 793202 | 0.160 | 0.004667 | | |
| 793203 | 0.039 | 0.001142 | | |
| 793204 | 0.013 | 0.000377 | | |
| 793205 | 0.059 | 0.001713 | | |
| 793206 | < 0.010 | 0.000183 | | |
| 793207 | < 0.010 | < 0.000146 | | |
| 793208 | 3.388 | 0.098803 | | |
| 793209 | < 0.010 | 0.000157 | | |
| 793210 | 0.127 | 0.003705 | | |
| 793211 | < 0.010 | < 0.000146 | | |
| 793212 | < 0.010 | < 0.000146 | | |
| 793213 | < 0.010 | < 0.000146 | | |
| 793214 | 0.017 | 0.000484 | | |
| 793215 | 0.045 | 0.001324 | | |
| 793216 | < 0.010 | < 0.000146 | | |
| 793217 | < 0.010 | < 0.000146 | | |
| 793218 | < 0.010 | 0.000231 | | |
| 793219 | < 0.010 | < 0.000146 | | |
| 793220 | < 0.010 | < 0.000146 | | |
| 793221 | < 0.010 | < 0.000146 | | |
| 793222 | < 0.010 | < 0.000146 | | |
| 793223 | < 0.010 | < 0.000146 | | |
| 793224 | < 0.010 | 0.000154 | | |
| 793225 | < 0.010 | 0.000287 | | |
| 793226 | 0.119 | 0.003461 | | |
| 793227 | < 0.010 | < 0.000146 | | |

| Analyte Symbol | Au | Au | Au | Au |
|---|---|---|---|---|
| Unit Symbol | g/mt | oz/ton | g/tonne | oz/ton |
| Detection Limit | 0.010 | 0.000146 | 0.03 | 0.000876 |
| Analysis Method | FA-AA | FA-AA | FA-GRA | FA-GRA |
| 793228 | 0.056 | 0.001631 | | |
| 793229 | 0.371 | 0.010821 | | |
| 793230 | > 5.000 | > 0.146000 | 12.7 | 0.370714 |
| 793231 | 0.079 | 0.002299 | | |
| 793232 | 0.324 | 0.009456 | | |
| 793233 | < 0.010 | < 0.000146 | | |
| 793234 | 1.917 | 0.055913 | | |
| 793235 | 0.035 | 0.001029 | | |
| 793236 | < 0.010 | < 0.000146 | | |
| 793237 | < 0.010 | < 0.000146 | | |
| 793238 | < 0.010 | < 0.000146 | | |
| 793239 | < 0.010 | 0.000276 | | |
| 793240 | 0.012 | 0.000364 | | |
| 793241 | 0.027 | 0.000800 | | |
| 793242 | 0.022 | 0.000647 | | |
| 793243 | 0.155 | 0.004526 | | |
| 793244 | < 0.010 | < 0.000146 | | |
| 793245 | 0.022 | 0.000627 | | |
| 793246 | 0.046 | 0.001330 | | |
| 793247 | < 0.010 | < 0.000146 | | |
| 793248 | 0.016 | 0.000472 | | |
| 793249 | < 0.010 | 0.000147 | | |
| 793250 | < 0.010 | < 0.000146 | | |
| 793251 | < 0.010 | < 0.000146 | | |
| 793252 | < 0.010 | < 0.000146 | | |
| 793253 | < 0.010 | < 0.000146 | | |
| 793254 | < 0.010 | < 0.000146 | | |
| 793255 | < 0.010 | < 0.000146 | | |
| 793256 | < 0.010 | < 0.000146 | | |
| 793257 | < 0.010 | < 0.000146 | | |
| 793258 | < 0.010 | < 0.000146 | | |
| 793259 | < 0.010 | < 0.000146 | | |
| 793260 | < 0.010 | < 0.000146 | | |
| 793261 | < 0.010 | < 0.000146 | | |
| 793262 | < 0.010 | 0.000151 | | |
| 793263 | 0.053 | 0.001547 | | |
| 793264 | < 0.010 | < 0.000146 | | |
| 793265 | < 0.010 | < 0.000146 | | |
| 793266 | 0.029 | 0.000839 | | |
| 793267 | < 0.010 | < 0.000146 | | |
| 793268 | < 0.010 | < 0.000146 | | |
| 793269 | < 0.010 | < 0.000146 | | |
| 793270 | < 0.010 | 0.000268 | | |
| 793271 | < 0.010 | < 0.000146 | | |
| 793272 | < 0.010 | < 0.000146 | | |
| 793273 | < 0.010 | 0.000271 | | |
| 793274 | < 0.010 | 0.000287 | | |
| 793275 | 0.037 | 0.001092 | | |
| 793276 | 0.013 | 0.000367 | | |
| 793277 | < 0.010 | < 0.000146 | | |
| 793278 | 0.017 | 0.000501 | | |
| 793279 | 0.039 | 0.001151 | | |

| Analyte Symbol | Au | Au | Au | Au |
|---|---|---|---|---|
| Unit Symbol | g/mt | oz/ton | g/tonne | oz/ton |
| Detection Limit | 0.010 | 0.000146 | 0.03 | 0.000876 |
| Analysis Method | FA-AA | FA-AA | FA-GRA | FA-GRA |
| 793280 | < 0.010 | 0.000163 | | |
| 793281 | < 0.010 | 0.000200 | | |
| 793282 | 0.029 | 0.000832 | | |
| 793283 | 0.018 | 0.000515 | | |
| 793284 | > 5.000 | > 0.146000 | 7.48 | 0.218076 |
| 793285 | < 0.010 | < 0.000146 | | |
| 793286 | < 0.010 | < 0.000146 | | |
| 793287 | < 0.010 | < 0.000146 | | |
| 793288 | < 0.010 | < 0.000146 | | |
| 793289 | < 0.010 | 0.000284 | | |
| 793290 | < 0.010 | < 0.000146 | | |
| 793291 | < 0.010 | 0.000336 | | |
| 793292 | < 0.010 | 0.000191 | | |
| 793293 | 0.013 | 0.000371 | | |
| 793294 | 0.015 | 0.000449 | | |
| 793295 | < 0.010 | 0.000243 | | |
| 793296 | < 0.010 | < 0.000146 | | |
| 793297 | < 0.010 | 0.000150 | | |
| 793298 | < 0.010 | 0.000187 | | |
| 793299 | < 0.010 | 0.000161 | | |
| 793300 | < 0.010 | < 0.000146 | | |
| 793301 | < 0.010 | 0.000326 | | |
| 793302 | < 0.010 | < 0.000146 | | |
| 793303 | < 0.010 | < 0.000146 | | |
| 793304 | < 0.010 | < 0.000146 | | |
| 793305 | < 0.010 | < 0.000146 | | |
| 793306 | < 0.010 | 0.000154 | | |
| 793307 | 0.185 | 0.005403 | | |
| 793308 | < 0.010 | 0.000200 | | |
| 793309 | 0.012 | 0.000337 | | |
| 793310 | < 0.010 | < 0.000146 | | |
| 793311 | < 0.010 | 0.000311 | | |
| 793312 | 0.015 | 0.000431 | | |
| 793313 | 0.499 | 0.014544 | | |
| 793314 | 0.026 | 0.000761 | | |
| 793315 | 0.020 | 0.000582 | | |
| 793316 | 0.011 | 0.000322 | | |
| 793317 | < 0.010 | < 0.000146 | | |
| 793318 | < 0.010 | 0.000209 | | |
| 793319 | < 0.010 | 0.000227 | | |
| 793320 | < 0.010 | 0.000179 | | |
| 793321 | 0.047 | 0.001380 | | |
| 793322 | 0.050 | 0.001447 | | |
| 793323 | 0.042 | 0.001227 | | |
| 793324 | > 5.000 | > 0.146000 | 92.6 | 2.701339 |
| 793325 | 0.152 | 0.004432 | | |
| 793326 | 0.230 | 0.006706 | | |
| 793327 | 0.031 | 0.000916 | | |
| 793328 | 0.056 | 0.001638 | | |
| 793329 | 0.125 | 0.003652 | | |
| 793330 | 0.962 | 0.028061 | | |
| 793331 | 0.170 | 0.004969 | | |

| **Analyte Symbol** | Au | Au | Au | Au |
|---|---|---|---|---|
| **Unit Symbol** | g/mt | oz/ton | g/tonne | oz/ton |
| **Detection Limit** | 0.010 | 0.000146 | 0.03 | 0.000876 |
| **Analysis Method** | FA-AA | FA-AA | FA-GRA | FA-GRA |
| 793332 | 3.340 | 0.097429 | | |
| 793333 | 0.056 | 0.001631 | | |
| 793334 | 2.001 | 0.058375 | | |
| 793335 | 0.030 | 0.000867 | | |
| 793336 | 4.538 | 0.132351 | | |
| 793337 | 1.004 | 0.029293 | | |
| 793338 | 3.832 | 0.111755 | | |
| 793339 | 0.260 | 0.007588 | | |
| 793340 | > 5.000 | > 0.146000 | 6.40 | 0.186653 |
| 793341 | 2.323 | 0.067766 | | |
| 793342 | 0.073 | 0.002127 | | |
| 793343 | 0.047 | 0.001369 | | |
| 793344 | 0.012 | 0.000357 | | |
| 793345 | < 0.010 | 0.000241 | | |
| 793346 | < 0.010 | 0.000218 | | |
| 793347 | < 0.010 | 0.000166 | | |
| 793348 | 0.048 | 0.001392 | | |
| 793349 | < 0.010 | < 0.000146 | | |
| 793350 | < 0.010 | < 0.000146 | | |

## Quality Control

| Analyte Symbol | Au | Au | Au | Au |
|---|---|---|---|---|
| Unit Symbol | g/mt | oz/ton | g/tonne | oz/ton |
| Detection Limit | 0.010 | 0.000146 | 0.03 | 0.000876 |
| Analysis Method | FA-AA | FA-AA | FA-GRA | FA-GRA |
| OXK94 Meas | | | 3.56 | 0.103937 |
| OXK94 Cert | | | 3.56 | 0.103891 |
| OXN92 Meas | | | 7.57 | 0.220876 |
| OXN92 Cert | | | 7.64 | 0.22 |
| OxD108 Meas | 0.409 | 0.011922 | | |
| OxD108 Cert | 0.414 | 0.012 | | |
| OxD108 Meas | 0.428 | 0.012470 | | |
| OxD108 Cert | 0.414 | 0.012 | | |
| OxD108 Meas | 0.432 | 0.012586 | | |
| OxD108 Cert | 0.414 | 0.012 | | |
| OxD108 Meas | 0.429 | 0.012522 | | |
| OxD108 Cert | 0.414 | 0.012 | | |
| OxD108 Meas | 0.432 | 0.012607 | | |
| OxD108 Cert | 0.414 | 0.012 | | |
| OxD108 Meas | 0.437 | 0.012749 | | |
| OxD108 Cert | 0.414 | 0.012 | | |
| OxD108 Meas | 0.434 | 0.012645 | | |
| OxD108 Cert | 0.414 | 0.012 | | |
| OxD108 Meas | 0.438 | 0.012763 | | |
| OxD108 Cert | 0.414 | 0.012 | | |
| OxD108 Meas | 0.446 | 0.012998 | | |
| OxD108 Cert | 0.414 | 0.012 | | |
| OxD108 Meas | 0.436 | 0.012731 | | |
| OxD108 Cert | 0.414 | 0.012 | | |
| SG66 Meas | 1.136 | 0.033130 | | |
| SG66 Cert | 1.086 | 0.031675 | | |
| SG66 Meas | 1.186 | 0.034600 | | |
| SG66 Cert | 1.086 | 0.031675 | | |
| SG66 Meas | 1.139 | 0.033218 | | |
| SG66 Cert | 1.086 | 0.031675 | | |
| SG66 Meas | 1.142 | 0.033304 | | |
| SG66 Cert | 1.086 | 0.031675 | | |
| SG66 Meas | 1.106 | 0.032251 | | |
| SG66 Cert | 1.086 | 0.031675 | | |
| SG66 Meas | 1.148 | 0.033470 | | |
| SG66 Cert | 1.086 | 0.031675 | | |
| SG66 Meas | 1.171 | 0.034156 | | |
| SG66 Cert | 1.086 | 0.031675 | | |
| SG66 Meas | 1.169 | 0.034109 | | |
| SG66 Cert | 1.086 | 0.031675 | | |
| 793080 Orig | 0.016 | 0.000467 | | |
| 793080 Dup | < 0.010 | < 0.000146 | | |
| 793090 Orig | < 0.010 | < 0.000146 | | |
| 793090 Dup | < 0.010 | < 0.000146 | | |
| 793100 Orig | < 0.010 | < 0.000146 | | |
| 793100 Split | < 0.010 | < 0.000146 | | |
| 793100 Orig | < 0.010 | < 0.000146 | | |
| 793100 Dup | < 0.010 | < 0.000146 | | |
| 793115 Orig | 2.545 | 0.074233 | | |
| 793115 Dup | 2.389 | 0.069669 | | |
| 793120 Orig | < 0.010 | 0.000252 | | |
| 793120 Split | < 0.010 | 0.000261 | | |
| 793125 Orig | < 0.010 | < 0.000146 | | |
| 793125 Dup | < 0.010 | < 0.000146 | | |
| 793130 Orig | < 0.010 | < 0.000146 | | |
| 793130 Split | < 0.010 | 0.000167 | | |
| 793135 Orig | < 0.010 | < 0.000146 | | |

## Quality Control

| Analyte Symbol | Au | Au | Au | Au |
|---|---|---|---|---|
| Unit Symbol | g/mt | oz/ton | g/tonne | oz/ton |
| Detection Limit | 0.010 | 0.000146 | 0.03 | 0.000876 |
| Analysis Method | FA-AA | FA-AA | FA-GRA | FA-GRA |
| 793135 Dup | < 0.010 | < 0.000146 | | |
| 793150 Orig | 0.045 | 0.001312 | | |
| 793150 Dup | 0.049 | 0.001426 | | |
| 793160 Orig | < 0.010 | 0.000180 | | |
| 793160 Split | < 0.010 | < 0.000146 | | |
| 793171 Orig | 0.257 | 0.007495 | | |
| 793171 Split | 0.241 | 0.007041 | | |
| 793171 Orig | 0.254 | 0.007399 | | |
| 793171 Dup | 0.260 | 0.007592 | | |
| 793186 Orig | 0.248 | 0.007241 | | |
| 793186 Dup | 0.247 | 0.007213 | | |
| 793191 Orig | < 0.010 | < 0.000146 | | |
| 793191 Split | < 0.010 | < 0.000146 | | |
| 793196 Orig | 0.032 | 0.000921 | | |
| 793196 Dup | 0.030 | 0.000870 | | |
| 793206 Orig | < 0.010 | 0.000198 | | |
| 793206 Dup | < 0.010 | 0.000169 | | |
| 793221 Orig | < 0.010 | < 0.000146 | | |
| 793221 Split | < 0.010 | 0.000186 | | |
| 793221 Orig | < 0.010 | < 0.000146 | | |
| 793221 Dup | < 0.010 | < 0.000146 | | |
| 793222 Orig | < 0.010 | < 0.000146 | | |
| 793222 Split | < 0.010 | < 0.000146 | | |
| 793241 Orig | 0.023 | 0.000663 | | |
| 793241 Dup | 0.032 | 0.000936 | | |
| 793251 Orig | < 0.010 | < 0.000146 | | |
| 793251 Split | < 0.010 | < 0.000146 | | |
| 793256 Orig | < 0.010 | 0.000181 | | |
| 793256 Dup | < 0.010 | < 0.000146 | | |
| 793266 Orig | 0.028 | 0.000806 | | |
| 793266 Dup | 0.030 | 0.000873 | | |
| 793271 Orig | < 0.010 | < 0.000146 | | |
| 793271 Split | < 0.010 | < 0.000146 | | |
| 793276 Orig | 0.015 | 0.000430 | | |
| 793276 Dup | 0.010 | 0.000304 | | |
| 793281 Orig | < 0.010 | 0.000200 | | |
| 793281 Split | < 0.010 | 0.000269 | | |
| 793291 Orig | < 0.010 | 0.000269 | | |
| 793291 Dup | 0.014 | 0.000403 | | |
| 793301 Orig | 0.015 | 0.000452 | | |
| 793301 Dup | < 0.010 | 0.000200 | | |
| 793311 Orig | < 0.010 | 0.000311 | | |
| 793311 Split | < 0.010 | 0.000257 | | |
| 793311 Orig | < 0.010 | 0.000278 | | |
| 793311 Dup | 0.012 | 0.000343 | | |
| 793321 Orig | 0.047 | 0.001380 | | |
| 793321 Split | 0.047 | 0.001372 | | |
| 793341 Orig | 2.323 | 0.067766 | | |
| 793341 Split | 2.188 | 0.063826 | | |
| 793346 Orig | < 0.010 | 0.000254 | | |
| 793346 Dup | < 0.010 | 0.000182 | | |
| Method Blank | < 0.010 | < 0.000146 | | |
| Method Blank | < 0.010 | < 0.000146 | | |
| Method Blank | < 0.010 | < 0.000146 | | |
| Method Blank | < 0.010 | < 0.000146 | | |
| Method Blank | < 0.010 | < 0.000146 | | |
| Method Blank | < 0.010 | < 0.000146 | | |

## Quality Control

| **Analyte Symbol** | Au | Au | Au | Au |
|---|---|---|---|---|
| **Unit Symbol** | g/mt | oz/ton | g/tonne | oz/ton |
| **Detection Limit** | 0.010 | 0.000146 | 0.03 | 0.000876 |
| **Analysis Method** | FA-AA | FA-AA | FA-GRA | FA-GRA |
| Method Blank | < 0.010 | < 0.000146 | | |
| Method Blank | < 0.010 | < 0.000146 | | |
| Method Blank | < 0.010 | < 0.000146 | | |
| Method Blank | < 0.010 | < 0.000146 | | |
| Method Blank | < 0.010 | < 0.000146 | | |
| Method Blank | < 0.010 | < 0.000146 | | |
| Method Blank | < 0.010 | < 0.000146 | | |
| Method Blank | < 0.010 | < 0.000146 | | |
| Method Blank | < 0.010 | < 0.000146 | | |
| Method Blank | < 0.010 | < 0.000146 | | |
| Method Blank | < 0.010 | < 0.000146 | | |

*Quality Analysis ...* *Innovative Technologies*

**Date Submitted:** 11-Feb-13
**Invoice No.:** A13-01466
**Invoice Date:** 13-Mar-13
**Your Reference:**

**West Red Lake Gold Mines Inc.**
**1105-65 Queen Street West**
**Toronto ON M5H 2M5**
**Canada**

**ATTN: Vadim Galkin (Results)**

# CERTIFICATE OF ANALYSIS

180 Core samples were submitted for analysis.

The following analytical packages were requested: Code 1A2 - HY Lake Redlake Au - Fire Assay AA
Code 1A3-HY Lake Redlake Au - Fire Assay Gravimetric

REPORT **A13-01466**

This report may be reproduced without our consent. If only selected portions of the report are reproduced, permission must be obtained. If no instructions were given at time of sample submittal regarding excess material, it will be discarded within 90 days of this report. Our liability is limited solely to the analytical cost of these analyses. Test results are representative only of material submitted for analysis.

Notes:
1A3 on Au >10ppm

CERTIFIED BY :

Emmanuel Eseme , Ph.D.
Quality Control

ISO/IEC 17025
SCC Accredited
LAB 266
LAB 266
Accrédité CCN

**ACTIVATION LABORATORIES LTD.**

1336 Sandhill Drive, Ancaster, Ontario Canada L9G 4V5 TELEPHONE +1.905.648.9611 or +1.888.228.5227 FAX +1.905.648.9613
E-MAIL Ancaster@actlabs.com ACTLABS GROUP WEBSITE www.actlabs.com

| Analyte Symbol | Au | Au | Au | Au |
|---|---|---|---|---|
| Unit Symbol | g/mt | oz/ton | g/tonne | oz/ton |
| Detection Limit | 0.010 | 0.000146 | 0.03 | 0.000876 |
| Analysis Method | FA-AA | FA-AA | FA-GRA | FA-GRA |
| 793351 | 0.226 | 0.006583 | | |
| 793352 | 0.107 | 0.003126 | | |
| 793353 | 0.079 | 0.002312 | | |
| 793354 | 0.073 | 0.002123 | | |
| 793355 | 0.104 | 0.003040 | | |
| 793356 | < 0.010 | < 0.000146 | | |
| 793357 | < 0.010 | 0.000223 | | |
| 793358 | < 0.010 | 0.000209 | | |
| 793359 | < 0.010 | 0.000216 | | |
| 793360 | 0.037 | 0.001078 | | |
| 793361 | 0.347 | 0.010126 | | |
| 793362 | 0.028 | 0.000830 | | |
| 793363 | 0.021 | 0.000621 | | |
| 793364 | < 0.010 | < 0.000146 | | |
| 793365 | 0.018 | 0.000523 | | |
| 793366 | < 0.010 | 0.000193 | | |
| 793367 | < 0.010 | < 0.000146 | | |
| 793368 | 0.144 | 0.004194 | | |
| 793369 | 0.029 | 0.000859 | | |
| 793370 | 0.025 | 0.000726 | | |
| 793371 | 0.012 | 0.000349 | | |
| 793372 | 0.023 | 0.000669 | | |
| 793373 | 0.011 | 0.000315 | | |
| 793374 | 0.010 | 0.000304 | | |
| 793375 | 0.030 | 0.000871 | | |
| 793376 | 0.012 | 0.000360 | | |
| 793377 | < 0.010 | 0.000291 | | |
| 793378 | 0.271 | 0.007900 | | |
| 793379 | 0.147 | 0.004276 | | |
| 793380 | 0.021 | 0.000618 | | |
| 793381 | 0.035 | 0.001026 | | |
| 793382 | 0.020 | 0.000570 | | |
| 793383 | 0.029 | 0.000832 | | |
| 793384 | > 5.000 | > 0.146000 | 7.51 | 0.219153 |
| 793385 | 0.019 | 0.000540 | | |
| 793386 | 0.071 | 0.002062 | | |
| 793387 | 0.064 | 0.001869 | | |
| 793388 | < 0.010 | 0.000182 | | |
| 793389 | 0.017 | 0.000499 | | |
| 793390 | 0.089 | 0.002597 | | |
| 793391 | 0.050 | 0.001451 | | |
| 793392 | 0.010 | 0.000303 | | |
| 793393 | 0.011 | 0.000308 | | |
| 793394 | 0.016 | 0.000473 | | |
| 793395 | < 0.010 | 0.000239 | | |
| 793396 | < 0.010 | < 0.000146 | | |
| 793397 | 0.046 | 0.001346 | | |
| 793398 | 0.012 | 0.000350 | | |
| 793399 | < 0.010 | 0.000152 | | |
| 793400 | < 0.010 | < 0.000146 | | |
| 793401 | < 0.010 | < 0.000146 | | |
| 793402 | 0.012 | 0.000342 | | |

| **Analyte Symbol** | Au | Au | Au | Au |
|---|---|---|---|---|
| **Unit Symbol** | g/mt | oz/ton | g/tonne | oz/ton |
| **Detection Limit** | 0.010 | 0.000146 | 0.03 | 0.000876 |
| **Analysis Method** | FA-AA | FA-AA | FA-GRA | FA-GRA |
| 793403 | 0.060 | 0.001740 | | |
| 793404 | < 0.010 | < 0.000146 | | |
| 793405 | < 0.010 | < 0.000146 | | |
| 793406 | 0.250 | 0.007279 | | |
| 793407 | < 0.010 | < 0.000146 | | |
| 793408 | 0.018 | 0.000512 | | |
| 793409 | < 0.010 | < 0.000146 | | |
| 793410 | < 0.010 | < 0.000146 | | |
| 793411 | < 0.010 | < 0.000146 | | |
| 793412 | 0.014 | 0.000400 | | |
| 793413 | < 0.010 | < 0.000146 | | |
| 793414 | < 0.010 | < 0.000146 | | |
| 793415 | < 0.010 | < 0.000146 | | |
| 793416 | < 0.010 | < 0.000146 | | |
| 793417 | < 0.010 | < 0.000146 | | |
| 793418 | 0.052 | 0.001524 | | |
| 793419 | < 0.010 | < 0.000146 | | |
| 793420 | 0.020 | 0.000596 | | |
| 793421 | < 0.010 | < 0.000146 | | |
| 793422 | < 0.010 | < 0.000146 | | |
| 793423 | < 0.010 | < 0.000146 | | |
| 793424 | < 0.010 | < 0.000146 | | |
| 793425 | < 0.010 | < 0.000146 | | |
| 793426 | < 0.010 | < 0.000146 | | |
| 793427 | < 0.010 | < 0.000146 | | |
| 793428 | < 0.010 | < 0.000146 | | |
| 793429 | < 0.010 | < 0.000146 | | |
| 793430 | 0.015 | 0.000428 | | |
| 793431 | 0.012 | 0.000353 | | |
| 793432 | 0.011 | 0.000306 | | |
| 793433 | < 0.010 | < 0.000146 | | |
| 793434 | 2.124 | 0.061959 | | |
| 793435 | < 0.010 | < 0.000146 | | |
| 793436 | < 0.010 | 0.000151 | | |
| 793437 | 0.010 | 0.000299 | | |
| 793438 | < 0.010 | < 0.000146 | | |
| 793439 | < 0.010 | 0.000263 | | |
| 793440 | < 0.010 | < 0.000146 | | |
| 793441 | < 0.010 | < 0.000146 | | |
| 793442 | < 0.010 | 0.000204 | | |
| 793443 | < 0.010 | < 0.000146 | | |
| 793444 | < 0.010 | 0.000233 | | |
| 793445 | < 0.010 | 0.000203 | | |
| 793446 | 0.011 | 0.000316 | | |
| 793447 | 0.022 | 0.000651 | | |
| 793448 | < 0.010 | 0.000188 | | |
| 793449 | < 0.010 | < 0.000146 | | |
| 793450 | < 0.010 | < 0.000146 | | |
| 793451 | < 0.010 | < 0.000146 | | |
| 793452 | < 0.010 | < 0.000146 | | |
| 793453 | < 0.010 | < 0.000146 | | |
| 793454 | 0.010 | 0.000304 | | |

| Analyte Symbol | Au | Au | Au | Au |
|---|---|---|---|---|
| Unit Symbol | g/mt | oz/ton | g/tonne | oz/ton |
| Detection Limit | 0.010 | 0.000146 | 0.03 | 0.000876 |
| Analysis Method | FA-AA | FA-AA | FA-GRA | FA-GRA |
| 793455 | 0.012 | 0.000359 | | |
| 793456 | < 0.010 | < 0.000146 | | |
| 793457 | < 0.010 | < 0.000146 | | |
| 793458 | 0.152 | 0.004427 | | |
| 793459 | 0.012 | 0.000350 | | |
| 793460 | < 0.010 | 0.000188 | | |
| 793461 | < 0.010 | 0.000264 | | |
| 793462 | < 0.010 | < 0.000146 | | |
| 793463 | < 0.010 | 0.000182 | | |
| 793464 | < 0.010 | < 0.000146 | | |
| 793465 | < 0.010 | < 0.000146 | | |
| 793466 | < 0.010 | < 0.000146 | | |
| 793467 | < 0.010 | < 0.000146 | | |
| 793468 | < 0.010 | 0.000227 | | |
| 793469 | < 0.010 | < 0.000146 | | |
| 793470 | < 0.010 | < 0.000146 | | |
| 793471 | < 0.010 | 0.000154 | | |
| 793472 | < 0.010 | 0.000193 | | |
| 793473 | < 0.010 | < 0.000146 | | |
| 793474 | < 0.010 | 0.000248 | | |
| 793475 | < 0.010 | 0.000174 | | |
| 793476 | < 0.010 | < 0.000146 | | |
| 793477 | < 0.010 | 0.000161 | | |
| 793478 | < 0.010 | < 0.000146 | | |
| 793479 | 0.018 | 0.000522 | | |
| 793480 | < 0.010 | 0.000152 | | |
| 793481 | < 0.010 | < 0.000146 | | |
| 793482 | < 0.010 | 0.000259 | | |
| 793483 | 1.384 | 0.040375 | | |
| 793484 | > 5.000 | > 0.146000 | 6.16 | 0.179537 |
| 793485 | 0.130 | 0.003786 | | |
| 793486 | < 0.010 | < 0.000146 | | |
| 793487 | < 0.010 | < 0.000146 | | |
| 793488 | < 0.010 | 0.000199 | | |
| 793489 | 0.015 | 0.000423 | | |
| 793490 | 0.011 | 0.000309 | | |
| 793491 | 0.066 | 0.001917 | | |
| 793492 | < 0.010 | < 0.000146 | | |
| 793493 | 0.014 | 0.000414 | | |
| 793494 | < 0.010 | < 0.000146 | | |
| 793495 | 0.014 | 0.000410 | | |
| 793496 | 0.016 | 0.000460 | | |
| 793497 | 0.020 | 0.000582 | | |
| 793498 | < 0.010 | < 0.000146 | | |
| 793499 | < 0.010 | < 0.000146 | | |
| 793500 | < 0.010 | < 0.000146 | | |
| 793501 | < 0.010 | < 0.000146 | | |
| 793502 | < 0.010 | < 0.000146 | | |
| 793503 | 0.023 | 0.000664 | | |
| 793504 | 0.030 | 0.000875 | | |
| 793505 | < 0.010 | 0.000271 | | |
| 793506 | < 0.010 | < 0.000146 | | |

| **Analyte Symbol** | Au | Au | Au | Au |
|---|---|---|---|---|
| **Unit Symbol** | g/mt | oz/ton | g/tonne | oz/ton |
| **Detection Limit** | 0.010 | 0.000146 | 0.03 | 0.000876 |
| **Analysis Method** | FA-AA | FA-AA | FA-GRA | FA-GRA |
| 793507 | 0.049 | 0.001422 | | |
| 793508 | 0.182 | 0.005305 | | |
| 793509 | 0.040 | 0.001167 | | |
| 793510 | < 0.010 | < 0.000146 | | |
| 793511 | < 0.010 | 0.000152 | | |
| 793512 | < 0.010 | < 0.000146 | | |
| 793513 | < 0.010 | < 0.000146 | | |
| 793514 | < 0.010 | < 0.000146 | | |
| 793515 | < 0.010 | < 0.000146 | | |
| 793516 | < 0.010 | < 0.000146 | | |
| 793517 | < 0.010 | < 0.000146 | | |
| 793518 | 0.248 | 0.007241 | | |
| 793519 | < 0.010 | < 0.000146 | | |
| 793520 | < 0.010 | < 0.000146 | | |
| 793521 | < 0.010 | < 0.000146 | | |
| 793522 | < 0.010 | < 0.000146 | | |
| 793523 | < 0.010 | < 0.000146 | | |
| 793524 | < 0.010 | < 0.000146 | | |
| 793525 | < 0.010 | 0.000245 | | |
| 793526 | < 0.010 | < 0.000146 | | |
| 793527 | < 0.010 | < 0.000146 | | |
| 793528 | 1.391 | 0.040566 | | |
| 793529 | < 0.010 | < 0.000146 | | |
| 793530 | 0.020 | 0.000581 | | |

## Quality Control

| Analyte Symbol | Au | Au | Au | Au |
|---|---|---|---|---|
| Unit Symbol | g/mt | oz/ton | g/tonne | oz/ton |
| Detection Limit | 0.010 | 0.000146 | 0.03 | 0.000876 |
| Analysis Method | FA-AA | FA-AA | FA-GRA | FA-GRA |
| OXK94 Meas | | | 3.67 | 0.106918 |
| OXK94 Cert | | | 3.56 | 0.103891 |
| OXK94 Meas | | | 3.64 | 0.106262 |
| OXK94 Cert | | | 3.56 | 0.103891 |
| OXN92 Meas | | | 7.77 | 0.226529 |
| OXN92 Cert | | | 7.64 | 0.22 |
| OXN92 Meas | | | 7.59 | 0.221363 |
| OXN92 Cert | | | 7.64 | 0.22 |
| OxD108 Meas | 0.420 | 0.012258 | | |
| OxD108 Cert | 0.414 | 0.012 | | |
| OxD108 Meas | 0.430 | 0.012532 | | |
| OxD108 Cert | 0.414 | 0.012 | | |
| OxD108 Meas | 0.420 | 0.012247 | | |
| OxD108 Cert | 0.414 | 0.012 | | |
| OxD108 Meas | 0.424 | 0.012377 | | |
| OxD108 Cert | 0.414 | 0.012 | | |
| OxD108 Meas | 0.417 | 0.012166 | | |
| OxD108 Cert | 0.414 | 0.012 | | |
| OxD108 Meas | 0.415 | 0.012104 | | |
| OxD108 Cert | 0.414 | 0.012 | | |
| OxD108 Meas | 0.446 | 0.013020 | | |
| OxD108 Cert | 0.414 | 0.012 | | |
| SG66 Meas | 1.073 | 0.031298 | | |
| SG66 Cert | 1.086 | 0.031675 | | |
| SG66 Meas | 1.128 | 0.032889 | | |
| SG66 Cert | 1.086 | 0.031675 | | |
| SG66 Meas | 1.083 | 0.031590 | | |
| SG66 Cert | 1.086 | 0.031675 | | |
| SG66 Meas | 1.103 | 0.032185 | | |
| SG66 Cert | 1.086 | 0.031675 | | |
| SG66 Meas | 1.101 | 0.032122 | | |
| SG66 Cert | 1.086 | 0.031675 | | |
| SG66 Meas | 1.102 | 0.032152 | | |
| SG66 Cert | 1.086 | 0.031675 | | |
| SG66 Meas | 1.097 | 0.031983 | | |
| SG66 Cert | 1.086 | 0.031675 | | |
| 793360 Orig | 0.029 | 0.000845 | | |
| 793360 Dup | 0.045 | 0.001311 | | |
| 793370 Orig | 0.020 | 0.000585 | | |
| 793370 Dup | 0.030 | 0.000868 | | |
| 793380 Orig | 0.021 | 0.000618 | | |
| 793380 Split | 0.022 | 0.000630 | | |
| 793380 Orig | 0.022 | 0.000637 | | |
| 793380 Dup | 0.021 | 0.000599 | | |
| 793395 Orig | < 0.010 | 0.000171 | | |
| 793395 Dup | 0.011 | 0.000308 | | |
| 793400 Orig | < 0.010 | < 0.000146 | | |
| 793400 Split | < 0.010 | < 0.000146 | | |
| 793405 Orig | < 0.010 | < 0.000146 | | |
| 793405 Dup | < 0.010 | < 0.000146 | | |
| 793410 Orig | < 0.010 | < 0.000146 | | |
| 793410 Split | < 0.010 | < 0.000146 | | |
| 793415 Orig | < 0.010 | < 0.000146 | | |
| 793415 Dup | < 0.010 | < 0.000146 | | |
| 793430 Orig | 0.019 | 0.000558 | | |
| 793430 Dup | 0.010 | 0.000298 | | |
| 793440 Orig | < 0.010 | < 0.000146 | | |

## Quality Control

| Analyte Symbol | Au | Au | Au | Au |
|---|---|---|---|---|
| Unit Symbol | g/mt | oz/ton | g/tonne | oz/ton |
| Detection Limit | 0.010 | 0.000146 | 0.03 | 0.000876 |
| Analysis Method | FA-AA | FA-AA | FA-GRA | FA-GRA |
| 793440 Split | < 0.010 | < 0.000146 | | |
| 793440 Orig | < 0.010 | < 0.000146 | | |
| 793440 Dup | < 0.010 | < 0.000146 | | |
| 793450 Orig | < 0.010 | < 0.000146 | | |
| 793450 Split | < 0.010 | < 0.000146 | | |
| 793450 Orig | < 0.010 | < 0.000146 | | |
| 793450 Dup | < 0.010 | < 0.000146 | | |
| 793450 Split | < 0.010 | < 0.000146 | | |
| 793465 Orig | < 0.010 | < 0.000146 | | |
| 793465 Dup | < 0.010 | < 0.000146 | | |
| 793470 Orig | < 0.010 | < 0.000146 | | |
| 793470 Split | < 0.010 | < 0.000146 | | |
| 793475 Orig | < 0.010 | 0.000178 | | |
| 793475 Dup | < 0.010 | 0.000170 | | |
| 793485 Orig | 0.135 | 0.003924 | | |
| 793485 Dup | 0.125 | 0.003648 | | |
| 793500 Orig | < 0.010 | < 0.000146 | | |
| 793500 Split | < 0.010 | < 0.000146 | | |
| 793500 Orig | < 0.010 | < 0.000146 | | |
| 793500 Dup | < 0.010 | < 0.000146 | | |
| 793510 Orig | < 0.010 | 0.000167 | | |
| 793510 Dup | < 0.010 | < 0.000146 | | |
| 793520 Orig | < 0.010 | < 0.000146 | | |
| 793520 Dup | 0.012 | 0.000353 | | |
| 793530 Orig | 0.020 | 0.000581 | | |
| 793530 Split | 0.015 | 0.000439 | | |
| Method Blank | 0.011 | 0.000314 | | |
| Method Blank | < 0.010 | < 0.000146 | | |
| Method Blank | < 0.010 | < 0.000146 | | |
| Method Blank | < 0.010 | < 0.000146 | | |
| Method Blank | < 0.010 | < 0.000146 | | |
| Method Blank | < 0.010 | < 0.000146 | | |
| Method Blank | < 0.010 | < 0.000146 | | |
| Method Blank | < 0.010 | < 0.000146 | | |
| Method Blank | < 0.010 | < 0.000146 | | |
| Method Blank | < 0.010 | < 0.000146 | | |
| Method Blank | < 0.010 | < 0.000146 | | |

*Quality Analysis ...* *Innovative Technologies*

**Date Submitted:** 15-Feb-13
**Invoice No.:** A13-01626
**Invoice Date:** 12-Mar-13
**Your Reference:**

**West Red Lake Gold Mines Inc.**
**1105-65 Queen Street West**
**Toronto ON M5H 2M5**
**Canada**

**ATTN: Vadim Galkin (Results)**

# CERTIFICATE OF ANALYSIS

369 Core samples were submitted for analysis.

The following analytical packages were requested: Code 1A2 - HY Lake Redlake Au - Fire Assay AA
Code 1A3-HY Lake Redlake Au - Fire Assay Gravimetric

REPORT **A13-01626**

This report may be reproduced without our consent. If only selected portions of the report are reproduced, permission must be obtained. If no instructions were given at time of sample submittal regarding excess material, it will be discarded within 90 days of this report. Our liability is limited solely to the analytical cost of these analyses. Test results are representative only of material submitted for analysis.

Notes:
1A3 on Au >10ppm

CERTIFIED BY :

Emmanuel Eseme , Ph.D.
Quality Control

ISO/IEC 17025
SCC Accredited
LAB 266
LAB 266
Accrédité CCN

**ACTIVATION LABORATORIES LTD.**

1336 Sandhill Drive, Ancaster, Ontario Canada L9G 4V5 TELEPHONE +1.905.648.9611 or +1.888.228.5227 FAX +1.905.648.9613
E-MAIL Ancaster@actlabs.com ACTLABS GROUP WEBSITE www.actlabs.com

| Analyte Symbol | Au | Au | Au | Au |
|---|---|---|---|---|
| Unit Symbol | g/mt | oz/ton | g/tonne | oz/ton |
| Detection Limit | 0.010 | 0.000146 | 0.03 | 0.000876 |
| Analysis Method | FA-AA | FA-AA | FA-GRA | FA-GRA |
| 793531 | 0.051 | 0.001494 | | |
| 793532 | 0.013 | 0.000373 | | |
| 793533 | 0.028 | 0.000826 | | |
| 793534 | 1.904 | 0.055518 | | |
| 793535 | 0.018 | 0.000519 | | |
| 793536 | 0.015 | 0.000446 | | |
| 793537 | 0.087 | 0.002530 | | |
| 793538 | 0.024 | 0.000697 | | |
| 793539 | 0.019 | 0.000563 | | |
| 793540 | 0.025 | 0.000717 | | |
| 793541 | < 0.010 | < 0.000146 | | |
| 793542 | 0.044 | 0.001297 | | |
| 793543 | < 0.010 | 0.000274 | | |
| 793544 | 0.197 | 0.005742 | | |
| 793545 | 0.437 | 0.012736 | | |
| 793546 | < 0.010 | 0.000257 | | |
| 793547 | 0.015 | 0.000440 | | |
| 793548 | < 0.010 | 0.000234 | | |
| 793549 | 0.017 | 0.000503 | | |
| 793550 | 0.020 | 0.000598 | | |
| 793551 | < 0.010 | 0.000231 | | |
| 793552 | 0.011 | 0.000332 | | |
| 793553 | 0.088 | 0.002569 | | |
| 793554 | 0.015 | 0.000427 | | |
| 793555 | < 0.010 | < 0.000146 | | |
| 793556 | < 0.010 | < 0.000146 | | |
| 793557 | 0.032 | 0.000936 | | |
| 793558 | 0.198 | 0.005776 | | |
| 793559 | < 0.010 | 0.000283 | | |
| 793560 | 0.013 | 0.000390 | | |
| 793561 | < 0.010 | 0.000155 | | |
| 793562 | 0.013 | 0.000391 | | |
| 793563 | < 0.010 | 0.000245 | | |
| 793564 | < 0.010 | < 0.000146 | | |
| 793565 | < 0.010 | 0.000148 | | |
| 793566 | < 0.010 | 0.000195 | | |
| 793567 | < 0.010 | < 0.000146 | | |
| 793568 | < 0.010 | 0.000239 | | |
| 793569 | 0.012 | 0.000341 | | |
| 793570 | 0.013 | 0.000375 | | |
| 793571 | 0.014 | 0.000410 | | |
| 793572 | 0.011 | 0.000324 | | |
| 793573 | 0.078 | 0.002264 | | |
| 793574 | 0.049 | 0.001417 | | |
| 793575 | < 0.010 | 0.000278 | | |
| 793576 | 0.010 | 0.000292 | | |
| 793577 | < 0.010 | 0.000212 | | |
| 793578 | 0.015 | 0.000423 | | |
| 793579 | 1.518 | 0.044282 | | |
| 793580 | < 0.010 | < 0.000146 | | |
| 793581 | 0.014 | 0.000410 | | |
| 793582 | 0.010 | 0.000296 | | |

| Analyte Symbol | Au | Au | Au | Au |
|---|---|---|---|---|
| Unit Symbol | g/mt | oz/ton | g/tonne | oz/ton |
| Detection Limit | 0.010 | 0.000146 | 0.03 | 0.000876 |
| Analysis Method | FA-AA | FA-AA | FA-GRA | FA-GRA |
| 793583 | < 0.010 | 0.000171 | | |
| 793584 | > 5.000 | > 0.146000 | 7.61 | 0.221941 |
| 793585 | < 0.010 | < 0.000146 | | |
| 793586 | < 0.010 | < 0.000146 | | |
| 793587 | 0.012 | 0.000342 | | |
| 793588 | < 0.010 | < 0.000146 | | |
| 793589 | < 0.010 | 0.000199 | | |
| 793590 | < 0.010 | < 0.000146 | | |
| 793591 | < 0.010 | < 0.000146 | | |
| 793592 | 0.012 | 0.000358 | | |
| 793593 | 0.010 | 0.000306 | | |
| 793594 | < 0.010 | < 0.000146 | | |
| 793595 | 0.032 | 0.000927 | | |
| 793596 | < 0.010 | < 0.000146 | | |
| 793597 | < 0.010 | < 0.000146 | | |
| 793598 | < 0.010 | < 0.000146 | | |
| 793599 | < 0.010 | < 0.000146 | | |
| 793600 | < 0.010 | < 0.000146 | | |
| 793601 | < 0.010 | < 0.000146 | | |
| 793602 | < 0.010 | < 0.000146 | | |
| 793603 | < 0.010 | 0.000290 | | |
| 793604 | < 0.010 | < 0.000146 | | |
| 793605 | < 0.010 | < 0.000146 | | |
| 793606 | < 0.010 | < 0.000146 | | |
| 793607 | < 0.010 | < 0.000146 | | |
| 793608 | 0.065 | 0.001884 | | |
| 793609 | 0.305 | 0.008893 | | |
| 793610 | 0.063 | 0.001828 | | |
| 793611 | 0.095 | 0.002780 | | |
| 793612 | < 0.010 | 0.000209 | | |
| 793613 | 0.076 | 0.002220 | | |
| 793614 | < 0.010 | 0.000224 | | |
| 793615 | < 0.010 | 0.000285 | | |
| 793616 | < 0.010 | 0.000165 | | |
| 793617 | < 0.010 | < 0.000146 | | |
| 793618 | < 0.010 | < 0.000146 | | |
| 793619 | < 0.010 | < 0.000146 | | |
| 793620 | 0.019 | 0.000542 | | |
| 793621 | 0.022 | 0.000645 | | |
| 793622 | 0.029 | 0.000852 | | |
| 793623 | < 0.010 | 0.000199 | | |
| 793624 | 0.012 | 0.000352 | | |
| 793625 | 0.028 | 0.000812 | | |
| 793626 | < 0.010 | 0.000271 | | |
| 793627 | 0.039 | 0.001145 | | |
| 793628 | 0.012 | 0.000363 | | |
| 793629 | 0.031 | 0.000898 | | |
| 793630 | 0.019 | 0.000556 | | |
| 793631 | 0.244 | 0.007131 | | |
| 793632 | 0.477 | 0.013906 | | |
| 793633 | 0.807 | 0.023537 | | |
| 793634 | 1.627 | 0.047466 | | |

| Analyte Symbol | Au | Au | Au | Au |
|---|---|---|---|---|
| Unit Symbol | g/mt | oz/ton | g/tonne | oz/ton |
| Detection Limit | 0.010 | 0.000146 | 0.03 | 0.000876 |
| Analysis Method | FA-AA | FA-AA | FA-GRA | FA-GRA |
| 793635 | 0.040 | 0.001180 | | |
| 793636 | 0.034 | 0.001001 | | |
| 793637 | 0.031 | 0.000917 | | |
| 793638 | 0.320 | 0.009324 | | |
| 793639 | 0.227 | 0.006627 | | |
| 793640 | 0.045 | 0.001325 | | |
| 793641 | 0.106 | 0.003091 | | |
| 793642 | 0.127 | 0.003695 | | |
| 793643 | 0.035 | 0.001029 | | |
| 793644 | < 0.010 | 0.000220 | | |
| 793645 | 0.327 | 0.009526 | | |
| 793646 | < 0.010 | < 0.000146 | | |
| 793647 | < 0.010 | < 0.000146 | | |
| 793648 | < 0.010 | < 0.000146 | | |
| 793649 | < 0.010 | < 0.000146 | | |
| 793650 | 0.012 | 0.000361 | | |
| 793651 | < 0.010 | < 0.000146 | | |
| 793652 | 0.043 | 0.001242 | | |
| 793653 | 0.026 | 0.000753 | | |
| 793654 | 0.026 | 0.000747 | | |
| 793655 | 0.126 | 0.003680 | | |
| 793656 | 0.011 | 0.000320 | | |
| 793657 | 0.020 | 0.000587 | | |
| 793658 | < 0.010 | < 0.000146 | | |
| 793659 | < 0.010 | 0.000162 | | |
| 793660 | < 0.010 | 0.000169 | | |
| 793661 | 0.080 | 0.002335 | | |
| 793662 | < 0.010 | < 0.000146 | | |
| 793663 | < 0.010 | < 0.000146 | | |
| 793664 | < 0.010 | < 0.000146 | | |
| 793665 | < 0.010 | < 0.000146 | | |
| 793666 | < 0.010 | < 0.000146 | | |
| 793667 | < 0.010 | < 0.000146 | | |
| 793668 | < 0.010 | 0.000251 | | |
| 793669 | 0.017 | 0.000487 | | |
| 793670 | 0.013 | 0.000392 | | |
| 793671 | 0.013 | 0.000369 | | |
| 793672 | 0.020 | 0.000595 | | |
| 793673 | 0.086 | 0.002506 | | |
| 793674 | 0.020 | 0.000575 | | |
| 793675 | 0.017 | 0.000509 | | |
| 793676 | < 0.010 | < 0.000146 | | |
| 793677 | < 0.010 | < 0.000146 | | |
| 793678 | < 0.010 | 0.000224 | | |
| 793679 | < 0.010 | < 0.000146 | | |
| 793680 | < 0.010 | < 0.000146 | | |
| 793681 | < 0.010 | < 0.000146 | | |
| 793682 | < 0.010 | 0.000153 | | |
| 793683 | < 0.010 | < 0.000146 | | |
| 793684 | > 5.000 | > 0.146000 | 7.07 | 0.206301 |
| 793685 | < 0.010 | < 0.000146 | | |
| 793686 | 0.032 | 0.000924 | | |

| **Analyte Symbol** | Au | Au | Au | Au |
|---|---|---|---|---|
| **Unit Symbol** | g/mt | oz/ton | g/tonne | oz/ton |
| **Detection Limit** | 0.010 | 0.000146 | 0.03 | 0.000876 |
| **Analysis Method** | FA-AA | FA-AA | FA-GRA | FA-GRA |
| 793687 | < 0.010 | < 0.000146 | | |
| 793688 | < 0.010 | < 0.000146 | | |
| 793689 | < 0.010 | < 0.000146 | | |
| 793690 | < 0.010 | < 0.000146 | | |
| 793691 | 2.577 | 0.075155 | | |
| 793692 | 0.449 | 0.013094 | | |
| 793693 | 0.036 | 0.001060 | | |
| 793694 | < 0.010 | < 0.000146 | | |
| 793695 | < 0.010 | < 0.000146 | | |
| 793696 | < 0.010 | < 0.000146 | | |
| 793697 | < 0.010 | < 0.000146 | | |
| 793698 | < 0.010 | 0.000177 | | |
| 793699 | < 0.010 | 0.000282 | | |
| 793700 | 0.015 | 0.000451 | | |
| 793701 | < 0.010 | < 0.000146 | | |
| 793702 | < 0.010 | < 0.000146 | | |
| 793703 | 0.033 | 0.000975 | | |
| 793704 | 0.034 | 0.000991 | | |
| 793705 | 0.021 | 0.000623 | | |
| 793706 | 0.013 | 0.000376 | | |
| 793707 | < 0.010 | 0.000263 | | |
| 793708 | < 0.010 | < 0.000146 | | |
| 793709 | < 0.010 | < 0.000146 | | |
| 793710 | < 0.010 | < 0.000146 | | |
| 793711 | < 0.010 | 0.000279 | | |
| 793712 | 0.015 | 0.000432 | | |
| 793713 | < 0.010 | < 0.000146 | | |
| 793714 | < 0.010 | 0.000223 | | |
| 793715 | < 0.010 | < 0.000146 | | |
| 793716 | < 0.010 | < 0.000146 | | |
| 793718 | < 0.010 | 0.000200 | | |
| 793719 | < 0.010 | < 0.000146 | | |
| 793720 | < 0.010 | < 0.000146 | | |
| 793721 | 0.095 | 0.002778 | | |
| 793722 | 0.029 | 0.000838 | | |
| 793723 | 0.033 | 0.000952 | | |
| 793724 | < 0.010 | < 0.000146 | | |
| 793725 | 0.016 | 0.000476 | | |
| 793726 | 0.668 | 0.019480 | | |
| 793727 | < 0.010 | 0.000281 | | |
| 793728 | 0.010 | 0.000292 | | |
| 793729 | 0.011 | 0.000324 | | |
| 793730 | < 0.010 | 0.000246 | | |
| 793731 | < 0.010 | 0.000277 | | |
| 793732 | < 0.010 | < 0.000146 | | |
| 793733 | < 0.010 | 0.000270 | | |
| 793734 | 2.244 | 0.065454 | | |
| 793735 | 0.024 | 0.000704 | | |
| 793736 | < 0.010 | < 0.000146 | | |
| 793737 | < 0.010 | 0.000254 | | |
| 793738 | < 0.010 | < 0.000146 | | |
| 793739 | < 0.010 | < 0.000146 | | |

| Analyte Symbol | Au | Au | Au | Au |
|---|---|---|---|---|
| Unit Symbol | g/mt | oz/ton | g/tonne | oz/ton |
| Detection Limit | 0.010 | 0.000146 | 0.03 | 0.000876 |
| Analysis Method | FA-AA | FA-AA | FA-GRA | FA-GRA |
| 793740 | < 0.010 | < 0.000146 | | |
| 793741 | < 0.010 | < 0.000146 | | |
| 793742 | < 0.010 | < 0.000146 | | |
| 793743 | < 0.010 | < 0.000146 | | |
| 793744 | 0.013 | 0.000382 | | |
| 793745 | < 0.010 | < 0.000146 | | |
| 793746 | < 0.010 | < 0.000146 | | |
| 793747 | < 0.010 | < 0.000146 | | |
| 793748 | < 0.010 | < 0.000146 | | |
| 793749 | < 0.010 | 0.000152 | | |
| 793750 | < 0.010 | < 0.000146 | | |
| 793751 | < 0.010 | < 0.000146 | | |
| 793752 | < 0.010 | < 0.000146 | | |
| 793753 | < 0.010 | < 0.000146 | | |
| 793754 | < 0.010 | < 0.000146 | | |
| 793755 | < 0.010 | 0.000258 | | |
| 793756 | < 0.010 | < 0.000146 | | |
| 793757 | < 0.010 | < 0.000146 | | |
| 793758 | < 0.010 | < 0.000146 | | |
| 793759 | < 0.010 | < 0.000146 | | |
| 793760 | < 0.010 | < 0.000146 | | |
| 793761 | < 0.010 | < 0.000146 | | |
| 793762 | < 0.010 | < 0.000146 | | |
| 793763 | < 0.010 | < 0.000146 | | |
| 793764 | < 0.010 | < 0.000146 | | |
| 793765 | < 0.010 | < 0.000146 | | |
| 793766 | < 0.010 | < 0.000146 | | |
| 793767 | < 0.010 | < 0.000146 | | |
| 793768 | < 0.010 | < 0.000146 | | |
| 793769 | < 0.010 | < 0.000146 | | |
| 793770 | < 0.010 | < 0.000146 | | |
| 793771 | < 0.010 | < 0.000146 | | |
| 793772 | < 0.010 | < 0.000146 | | |
| 793773 | < 0.010 | < 0.000146 | | |
| 793774 | < 0.010 | < 0.000146 | | |
| 793775 | < 0.010 | < 0.000146 | | |
| 793776 | < 0.010 | 0.000181 | | |
| 793777 | < 0.010 | < 0.000146 | | |
| 793778 | < 0.010 | < 0.000146 | | |
| 793779 | < 0.010 | 0.000254 | | |
| 793780 | < 0.010 | < 0.000146 | | |
| 793781 | < 0.010 | < 0.000146 | | |
| 793782 | 0.030 | 0.000885 | | |
| 793783 | < 0.010 | < 0.000146 | | |
| 793784 | > 5.000 | > 0.146000 | 7.29 | 0.212604 |
| 793785 | 0.041 | 0.001201 | | |
| 793786 | < 0.010 | < 0.000146 | | |
| 793787 | 0.214 | 0.006242 | | |
| 793788 | < 0.010 | < 0.000146 | | |
| 793789 | < 0.010 | < 0.000146 | | |
| 793790 | 0.025 | 0.000733 | | |
| 793791 | 0.078 | 0.002286 | | |

| **Analyte Symbol** | Au | Au | Au | Au |
|---|---|---|---|---|
| **Unit Symbol** | g/mt | oz/ton | g/tonne | oz/ton |
| **Detection Limit** | 0.010 | 0.000146 | 0.03 | 0.000876 |
| **Analysis Method** | FA-AA | FA-AA | FA-GRA | FA-GRA |
| 793792 | < 0.010 | < 0.000146 | | |
| 793793 | < 0.010 | < 0.000146 | | |
| 793794 | < 0.010 | < 0.000146 | | |
| 793795 | < 0.010 | < 0.000146 | | |
| 793796 | 0.016 | 0.000477 | | |
| 793797 | < 0.010 | 0.000268 | | |
| 793798 | < 0.010 | 0.000208 | | |
| 793799 | < 0.010 | < 0.000146 | | |
| 793800 | < 0.010 | 0.000263 | | |
| 793801 | < 0.010 | < 0.000146 | | |
| 793802 | < 0.010 | 0.000214 | | |
| 793803 | < 0.010 | < 0.000146 | | |
| 793804 | 0.038 | 0.001113 | | |
| 793805 | < 0.010 | 0.000162 | | |
| 793806 | < 0.010 | < 0.000146 | | |
| 793807 | < 0.010 | < 0.000146 | | |
| 793808 | < 0.010 | < 0.000146 | | |
| 793809 | < 0.010 | 0.000181 | | |
| 793810 | < 0.010 | < 0.000146 | | |
| 793811 | 0.057 | 0.001652 | | |
| 793812 | 0.016 | 0.000475 | | |
| 793813 | < 0.010 | < 0.000146 | | |
| 793814 | 0.014 | 0.000398 | | |
| 793815 | < 0.010 | < 0.000146 | | |
| 793816 | < 0.010 | < 0.000146 | | |
| 793817 | < 0.010 | < 0.000146 | | |
| 793818 | < 0.010 | < 0.000146 | | |
| 793819 | < 0.010 | < 0.000146 | | |
| 793820 | < 0.010 | < 0.000146 | | |
| 793821 | < 0.010 | < 0.000146 | | |
| 793822 | 0.013 | 0.000388 | | |
| 793823 | < 0.010 | < 0.000146 | | |
| 793824 | < 0.010 | 0.000239 | | |
| 793825 | < 0.010 | 0.000217 | | |
| 793826 | < 0.010 | 0.000236 | | |
| 793827 | < 0.010 | < 0.000146 | | |
| 793828 | < 0.010 | < 0.000146 | | |
| 793829 | 0.012 | 0.000342 | | |
| 793830 | < 0.010 | < 0.000146 | | |
| 793831 | < 0.010 | < 0.000146 | | |
| 793832 | < 0.010 | 0.000182 | | |
| 793833 | < 0.010 | < 0.000146 | | |
| 793834 | 1.854 | 0.054070 | | |
| 793835 | < 0.010 | 0.000176 | | |
| 793836 | < 0.010 | < 0.000146 | | |
| 793837 | < 0.010 | < 0.000146 | | |
| 793838 | < 0.010 | 0.000197 | | |
| 793839 | < 0.010 | < 0.000146 | | |
| 793840 | < 0.010 | < 0.000146 | | |
| 793841 | < 0.010 | < 0.000146 | | |
| 793842 | < 0.010 | < 0.000146 | | |
| 793843 | < 0.010 | < 0.000146 | | |

| Analyte Symbol | Au | Au | Au | Au |
|---|---|---|---|---|
| Unit Symbol | g/mt | oz/ton | g/tonne | oz/ton |
| Detection Limit | 0.010 | 0.000146 | 0.03 | 0.000876 |
| Analysis Method | FA-AA | FA-AA | FA-GRA | FA-GRA |
| 793844 | < 0.010 | < 0.000146 | | |
| 793845 | 0.111 | 0.003241 | | |
| 793846 | < 0.010 | < 0.000146 | | |
| 793847 | < 0.010 | 0.000191 | | |
| 793848 | 0.016 | 0.000466 | | |
| 793849 | 0.016 | 0.000456 | | |
| 793850 | 0.013 | 0.000371 | | |
| 793851 | 0.038 | 0.001094 | | |
| 793852 | 0.012 | 0.000337 | | |
| 793853 | < 0.010 | 0.000164 | | |
| 793854 | 0.043 | 0.001265 | | |
| 793855 | 0.070 | 0.002043 | | |
| 793856 | 0.034 | 0.000991 | | |
| 793857 | 0.016 | 0.000468 | | |
| 793858 | 0.027 | 0.000783 | | |
| 793859 | < 0.010 | < 0.000146 | | |
| 793860 | < 0.010 | 0.000173 | | |
| 793861 | < 0.010 | < 0.000146 | | |
| 793862 | 0.156 | 0.004550 | | |
| 793863 | < 0.010 | < 0.000146 | | |
| 793864 | < 0.010 | < 0.000146 | | |
| 793865 | 0.028 | 0.000828 | | |
| 793866 | < 0.010 | 0.000218 | | |
| 793867 | < 0.010 | < 0.000146 | | |
| 793868 | 0.086 | 0.002502 | | |
| 793869 | 0.017 | 0.000501 | | |
| 793870 | < 0.010 | 0.000181 | | |
| 793871 | < 0.010 | < 0.000146 | | |
| 793872 | 0.028 | 0.000809 | | |
| 793873 | < 0.010 | < 0.000146 | | |
| 793874 | < 0.010 | 0.000210 | | |
| 793875 | 0.010 | 0.000295 | | |
| 793876 | < 0.010 | 0.000354 | | |
| 793877 | 0.043 | 0.001254 | | |
| 793878 | 0.092 | 0.002692 | | |
| 793879 | 0.107 | 0.003129 | | |
| 793880 | 0.037 | 0.001076 | | |
| 793881 | 0.043 | 0.001243 | | |
| 793882 | 0.238 | 0.006931 | | |
| 793883 | 0.090 | 0.002612 | | |
| 793884 | > 5.000 | > 0.146000 | 7.37 | 0.215046 |
| 793885 | 0.119 | 0.003462 | | |
| 793886 | 0.048 | 0.001394 | | |
| 793887 | 0.123 | 0.003591 | | |
| 793888 | 0.088 | 0.002580 | | |
| 793889 | 0.084 | 0.002463 | | |
| 793890 | 0.032 | 0.000938 | | |
| 793891 | 0.037 | 0.001083 | | |
| 793892 | 0.016 | 0.000478 | | |
| 793893 | < 0.010 | 0.000150 | | |
| 793894 | < 0.010 | 0.000245 | | |
| 793895 | 0.033 | 0.000965 | | |

| **Analyte Symbol** | Au | Au | Au | Au |
|---|---|---|---|---|
| **Unit Symbol** | g/mt | oz/ton | g/tonne | oz/ton |
| **Detection Limit** | 0.010 | 0.000146 | 0.03 | 0.000876 |
| **Analysis Method** | FA-AA | FA-AA | FA-GRA | FA-GRA |
| 793896 | 0.015 | 0.000444 | | |
| 793897 | 0.332 | 0.009691 | | |
| 793898 | < 0.010 | < 0.000146 | | |
| 793899 | < 0.010 | < 0.000146 | | |
| 793900 | < 0.010 | < 0.000146 | | |

## Quality Control

| Analyte Symbol | Au | Au | Au | Au |
|---|---|---|---|---|
| Unit Symbol | g/mt | oz/ton | g/tonne | oz/ton |
| Detection Limit | 0.010 | 0.000146 | 0.03 | 0.000876 |
| Analysis Method | FA-AA | FA-AA | FA-GRA | FA-GRA |
| OXK94 Meas | | | 3.52 | 0.102623 |
| OXK94 Cert | | | 3.56 | 0.103891 |
| OXN92 Meas | | | 7.52 | 0.219370 |
| OXN92 Cert | | | 7.64 | 0.22 |
| OxD108 Meas | 0.421 | 0.012286 | | |
| OxD108 Cert | 0.414 | 0.012 | | |
| OxD108 Meas | 0.392 | 0.011434 | | |
| OxD108 Cert | 0.414 | 0.012 | | |
| OxD108 Meas | 0.392 | 0.011441 | | |
| OxD108 Cert | 0.414 | 0.012 | | |
| OxD108 Meas | 0.412 | 0.012015 | | |
| OxD108 Cert | 0.414 | 0.012 | | |
| OxD108 Meas | 0.404 | 0.011781 | | |
| OxD108 Cert | 0.414 | 0.012 | | |
| OxD108 Meas | 0.412 | 0.012009 | | |
| OxD108 Cert | 0.414 | 0.012 | | |
| OxD108 Meas | 0.413 | 0.012054 | | |
| OxD108 Cert | 0.414 | 0.012 | | |
| OxD108 Meas | 0.425 | 0.012389 | | |
| OxD108 Cert | 0.414 | 0.012 | | |
| OxD108 Meas | 0.415 | 0.012100 | | |
| OxD108 Cert | 0.414 | 0.012 | | |
| OxD108 Meas | 0.417 | 0.012152 | | |
| OxD108 Cert | 0.414 | 0.012 | | |
| OxD108 Meas | 0.426 | 0.012423 | | |
| OxD108 Cert | 0.414 | 0.012 | | |
| OxD108 Meas | 0.412 | 0.012003 | | |
| OxD108 Cert | 0.414 | 0.012 | | |
| OxD108 Meas | 0.405 | 0.011813 | | |
| OxD108 Cert | 0.414 | 0.012 | | |
| SG66 Meas | 1.108 | 0.032320 | | |
| SG66 Cert | 1.086 | 0.031675 | | |
| SG66 Meas | 1.081 | 0.031539 | | |
| SG66 Cert | 1.086 | 0.031675 | | |
| SG66 Meas | 1.093 | 0.031889 | | |
| SG66 Cert | 1.086 | 0.031675 | | |
| SG66 Meas | 1.045 | 0.030465 | | |
| SG66 Cert | 1.086 | 0.031675 | | |
| SG66 Meas | 1.086 | 0.031670 | | |
| SG66 Cert | 1.086 | 0.031675 | | |
| SG66 Meas | 1.122 | 0.032729 | | |
| SG66 Cert | 1.086 | 0.031675 | | |
| SG66 Meas | 1.063 | 0.031009 | | |
| SG66 Cert | 1.086 | 0.031675 | | |
| SG66 Meas | 1.089 | 0.031759 | | |
| SG66 Cert | 1.086 | 0.031675 | | |
| SG66 Meas | 1.110 | 0.032388 | | |
| SG66 Cert | 1.086 | 0.031675 | | |
| SG66 Meas | 1.118 | 0.032598 | | |
| SG66 Cert | 1.086 | 0.031675 | | |
| SG66 Meas | 1.152 | 0.033614 | | |
| SG66 Cert | 1.086 | 0.031675 | | |
| SG66 Meas | 1.026 | 0.029929 | | |
| SG66 Cert | 1.086 | 0.031675 | | |
| SG66 Meas | 1.102 | 0.032141 | | |
| SG66 Cert | 1.086 | 0.031675 | | |
| 793540 Orig | 0.027 | 0.000786 | | |

## Quality Control

| Analyte Symbol | Au | Au | Au | Au |
|---|---|---|---|---|
| Unit Symbol | g/mt | oz/ton | g/tonne | oz/ton |
| Detection Limit | 0.010 | 0.000146 | 0.03 | 0.000876 |
| Analysis Method | FA-AA | FA-AA | FA-GRA | FA-GRA |
| 793540 Dup | 0.022 | 0.000648 | | |
| 793550 Orig | 0.019 | 0.000560 | | |
| 793550 Dup | 0.022 | 0.000636 | | |
| 793560 Orig | 0.013 | 0.000390 | | |
| 793560 Split | 0.016 | 0.000471 | | |
| 793560 Orig | 0.013 | 0.000371 | | |
| 793560 Dup | 0.014 | 0.000410 | | |
| 793575 Orig | < 0.010 | 0.000266 | | |
| 793575 Dup | < 0.010 | 0.000289 | | |
| 793580 Orig | < 0.010 | < 0.000146 | | |
| 793580 Split | < 0.010 | 0.000158 | | |
| 793585 Orig | 0.019 | 0.000561 | | |
| 793585 Dup | < 0.010 | < 0.000146 | | |
| 793590 Orig | < 0.010 | < 0.000146 | | |
| 793590 Split | < 0.010 | < 0.000146 | | |
| 793595 Orig | 0.024 | 0.000694 | | |
| 793595 Dup | 0.040 | 0.001161 | | |
| 793610 Orig | 0.053 | 0.001545 | | |
| 793610 Dup | 0.072 | 0.002111 | | |
| 793620 Orig | 0.019 | 0.000542 | | |
| 793620 Split | 0.022 | 0.000628 | | |
| 793620 Orig | 0.017 | 0.000484 | | |
| 793620 Dup | 0.021 | 0.000599 | | |
| 793630 Orig | 0.019 | 0.000556 | | |
| 793630 Split | 0.018 | 0.000514 | | |
| 793630 Orig | 0.018 | 0.000532 | | |
| 793630 Dup | 0.020 | 0.000579 | | |
| 793650 Orig | 0.012 | 0.000361 | | |
| 793650 Split | < 0.010 | 0.000194 | | |
| 793655 Orig | 0.117 | 0.003419 | | |
| 793655 Dup | 0.135 | 0.003941 | | |
| 793665 Orig | < 0.010 | < 0.000146 | | |
| 793665 Dup | < 0.010 | < 0.000146 | | |
| 793680 Orig | < 0.010 | < 0.000146 | | |
| 793680 Split | < 0.010 | < 0.000146 | | |
| 793680 Orig | < 0.010 | < 0.000146 | | |
| 793680 Dup | < 0.010 | < 0.000146 | | |
| 793682 Orig | < 0.010 | 0.000153 | | |
| 793682 Split | < 0.010 | 0.000290 | | |
| 793690 Orig | < 0.010 | < 0.000146 | | |
| 793690 Dup | < 0.010 | < 0.000146 | | |
| 793700 Orig | 0.014 | 0.000407 | | |
| 793700 Dup | 0.017 | 0.000494 | | |
| 793710 Orig | < 0.010 | < 0.000146 | | |
| 793710 Split | < 0.010 | < 0.000146 | | |
| 793715 Orig | < 0.010 | 0.000162 | | |
| 793715 Dup | < 0.010 | < 0.000146 | | |
| 793731 Orig | < 0.010 | 0.000277 | | |
| 793731 Split | < 0.010 | 0.000231 | | |
| 793736 Orig | < 0.010 | < 0.000146 | | |
| 793736 Dup | < 0.010 | 0.000203 | | |
| 793741 Orig | < 0.010 | < 0.000146 | | |
| 793741 Split | < 0.010 | < 0.000146 | | |
| 793751 Orig | < 0.010 | < 0.000146 | | |
| 793751 Dup | < 0.010 | < 0.000146 | | |
| 793761 Orig | < 0.010 | < 0.000146 | | |
| 793761 Dup | < 0.010 | < 0.000146 | | |

## Quality Control

| Analyte Symbol | Au | Au | Au | Au |
|---|---|---|---|---|
| Unit Symbol | g/mt | oz/ton | g/tonne | oz/ton |
| Detection Limit | 0.010 | 0.000146 | 0.03 | 0.000876 |
| Analysis Method | FA-AA | FA-AA | FA-GRA | FA-GRA |
| 793771 Orig | < 0.010 | < 0.000146 | | |
| 793771 Split | 0.018 | 0.000533 | | |
| 793771 Orig | < 0.010 | < 0.000146 | | |
| 793771 Dup | < 0.010 | < 0.000146 | | |
| 793781 Orig | < 0.010 | < 0.000146 | | |
| 793781 Split | < 0.010 | < 0.000146 | | |
| 793786 Orig | < 0.010 | < 0.000146 | | |
| 793786 Dup | < 0.010 | < 0.000146 | | |
| 793796 Orig | 0.017 | 0.000491 | | |
| 793796 Dup | 0.016 | 0.000464 | | |
| 793801 Orig | < 0.010 | < 0.000146 | | |
| 793801 Split | < 0.010 | 0.000180 | | |
| 793806 Orig | < 0.010 | < 0.000146 | | |
| 793806 Dup | < 0.010 | < 0.000146 | | |
| 793821 Orig | 0.013 | 0.000383 | | |
| 793821 Dup | < 0.010 | < 0.000146 | | |
| 793831 Orig | < 0.010 | < 0.000146 | | |
| 793831 Split | < 0.010 | < 0.000146 | | |
| 793831 Orig | < 0.010 | < 0.000146 | | |
| 793831 Dup | < 0.010 | < 0.000146 | | |
| 793833 Orig | < 0.010 | < 0.000146 | | |
| 793833 Split | < 0.010 | < 0.000146 | | |
| 793841 Orig | < 0.010 | < 0.000146 | | |
| 793841 Dup | < 0.010 | < 0.000146 | | |
| 793856 Orig | 0.034 | 0.000982 | | |
| 793856 Dup | 0.034 | 0.001000 | | |
| 793861 Orig | < 0.010 | < 0.000146 | | |
| 793861 Split | < 0.010 | < 0.000146 | | |
| 793866 Orig | < 0.010 | 0.000189 | | |
| 793866 Dup | < 0.010 | 0.000247 | | |
| 793876 Orig | < 0.010 | 0.000286 | | |
| 793876 Dup | 0.015 | 0.000423 | | |
| 793881 Orig | 0.043 | 0.001243 | | |
| 793881 Split | 0.053 | 0.001551 | | |
| 793891 Orig | 0.037 | 0.001083 | | |
| 793891 Split | 0.025 | 0.000732 | | |
| 793891 Orig | 0.031 | 0.000900 | | |
| 793891 Dup | 0.043 | 0.001266 | | |
| Method Blank | < 0.010 | < 0.000146 | | |
| Method Blank | < 0.010 | < 0.000146 | | |
| Method Blank | < 0.010 | < 0.000146 | | |
| Method Blank | < 0.010 | < 0.000146 | | |
| Method Blank | < 0.010 | < 0.000146 | | |
| Method Blank | < 0.010 | < 0.000146 | | |
| Method Blank | < 0.010 | < 0.000146 | | |
| Method Blank | < 0.010 | < 0.000146 | | |
| Method Blank | < 0.010 | < 0.000146 | | |
| Method Blank | < 0.010 | < 0.000146 | | |
| Method Blank | < 0.010 | < 0.000146 | | |
| Method Blank | < 0.010 | < 0.000146 | | |
| Method Blank | < 0.010 | < 0.000146 | | |
| Method Blank | < 0.010 | < 0.000146 | | |
| Method Blank | < 0.010 | < 0.000146 | | |
| Method Blank | < 0.010 | < 0.000146 | | |
| Method Blank | < 0.010 | < 0.000146 | | |
| Method Blank | < 0.010 | < 0.000146 | | |

## Quality Control

| **Analyte Symbol** | Au | Au | Au | Au |
|---|---|---|---|---|
| **Unit Symbol** | g/mt | oz/ton | g/tonne | oz/ton |
| **Detection Limit** | 0.010 | 0.000146 | 0.03 | 0.000876 |
| **Analysis Method** | FA-AA | FA-AA | FA-GRA | FA-GRA |
| Method Blank | < 0.010 | < 0.000146 | | |
| Method Blank | < 0.010 | < 0.000146 | | |
| Method Blank | < 0.010 | < 0.000146 | | |
| Method Blank | < 0.010 | < 0.000146 | | |
| Method Blank | < 0.010 | < 0.000146 | | |

*Quality Analysis ...* *Innovative Technologies*

**Date Submitted:** 19-Feb-13
**Invoice No.:** A13-01753
**Invoice Date:** 01-Mar-13
**Your Reference:**

**West Red Lake Gold Mines Inc.**
**1105-65 Queen Street West**
**Toronto ON M5H 2M5**
**Canada**

**ATTN: Vadim Galkin (Results)**

# CERTIFICATE OF ANALYSIS

298 Core samples, 6 Pulp samples and 6 sand samples were submitted for analysis.

The following analytical packages were requested:

Code 1A2 - HY Lake Dryden Au - Fire Assay AA
Code 1A3-Dryden Au - Fire Assay Gravimetric (QOP Fire Assay Dryden)

REPORT **A13-01753**

This report may be reproduced without our consent. If only selected portions of the report are reproduced, permission must be obtained. If no instructions were given at time of sample submittal regarding excess material, it will be discarded within 90 days of this report. Our liability is limited solely to the analytical cost of these analyses. Test results are representative only of material submitted for analysis.

Notes:
1A3 on Au >10ppm

CERTIFIED BY :

Emmanuel Eseme , Ph.D.
Quality Control

ISO/IEC 17025
SCC Accredited
LAB 266
LAB 266
Accrédité CCN

**ACTIVATION LABORATORIES LTD.**

1336 Sandhill Drive, Ancaster, Ontario Canada L9G 4V5 TELEPHONE +1.905.648.9611 or +1.888.228.5227 FAX +1.905.648.9613
E-MAIL Ancaster@actlabs.com ACTLABS GROUP WEBSITE www.actlabs.com

| Analyte Symbol | Au | Au | Au |
|---|---|---|---|
| Unit Symbol | g/mt | oz/ton | g/tonne |
| Detection Limit | 0.010 | 0.000146 | 0.03 |
| Analysis Method | FA-AA | FA-AA | FA-GRA |
| 793901 | 0.024 | 0.000697 | |
| 793902 | 0.042 | 0.001228 | |
| 793903 | 0.063 | 0.001849 | |
| 793904 | < 0.010 | < 0.000146 | |
| 793905 | 0.156 | 0.004538 | |
| 793906 | 0.056 | 0.001648 | |
| 793907 | < 0.010 | 0.000271 | |
| 793908 | < 0.010 | 0.000262 | |
| 793909 | < 0.010 | < 0.000146 | |
| 793910 | < 0.010 | < 0.000146 | |
| 793911 | < 0.010 | < 0.000146 | |
| 793912 | < 0.010 | 0.000178 | |
| 793913 | < 0.010 | < 0.000146 | |
| 793914 | < 0.010 | 0.000163 | |
| 793915 | 0.046 | 0.001350 | |
| 793916 | < 0.010 | 0.000207 | |
| 793917 | < 0.010 | < 0.000146 | |
| 793918 | < 0.010 | 0.000175 | |
| 793919 | < 0.010 | < 0.000146 | |
| 793920 | < 0.010 | 0.000254 | |
| 793921 | < 0.010 | < 0.000146 | |
| 793922 | 0.011 | 0.000318 | |
| 793923 | 0.110 | 0.003208 | |
| 793924 | 0.022 | 0.000627 | |
| 793925 | 0.022 | 0.000645 | |
| 793926 | < 0.010 | 0.000198 | |
| 793927 | 0.022 | 0.000627 | |
| 793928 | 0.046 | 0.001342 | |
| 793929 | < 0.010 | 0.000190 | |
| 793930 | < 0.010 | < 0.000146 | |
| 793931 | < 0.010 | < 0.000146 | |
| 793932 | < 0.010 | 0.000175 | |
| 793933 | 4.635 | 0.135172 | |
| 793934 | 1.914 | 0.055836 | |
| 793935 | > 5.000 | > 0.146000 | 6.75 |
| 793936 | 0.379 | 0.011063 | |
| 793937 | 0.023 | 0.000656 | |
| 793938 | < 0.010 | < 0.000146 | |
| 793939 | 0.013 | 0.000385 | |
| 793940 | 0.085 | 0.002473 | |
| 793941 | 0.152 | 0.004439 | |
| 793942 | 0.043 | 0.001266 | |
| 793943 | 0.049 | 0.001444 | |
| 793944 | 0.019 | 0.000557 | |
| 793945 | < 0.010 | 0.000274 | |
| 793946 | 0.010 | 0.000295 | |
| 793947 | 0.018 | 0.000516 | |
| 793948 | 0.030 | 0.000878 | |
| 793949 | 0.037 | 0.001076 | |
| 793950 | 0.021 | 0.000612 | |
| 793951 | < 0.010 | 0.000260 | |
| 793952 | 0.012 | 0.000350 | |

| Analyte Symbol | Au | Au | Au |
|---|---|---|---|
| Unit Symbol | g/mt | oz/ton | g/tonne |
| Detection Limit | 0.010 | 0.000146 | 0.03 |
| Analysis Method | FA-AA | FA-AA | FA-GRA |
| 793953 | 0.014 | 0.000423 | |
| 793954 | < 0.010 | 0.000190 | |
| 793955 | < 0.010 | 0.000184 | |
| 793956 | 0.016 | 0.000458 | |
| 793957 | 0.070 | 0.002042 | |
| 793958 | < 0.010 | < 0.000146 | |
| 793959 | < 0.010 | 0.000257 | |
| 793960 | < 0.010 | < 0.000146 | |
| 793961 | < 0.010 | 0.000155 | |
| 793962 | < 0.010 | 0.000289 | |
| 793963 | < 0.010 | 0.000172 | |
| 793964 | < 0.010 | 0.000274 | |
| 793965 | < 0.010 | < 0.000146 | |
| 793966 | 0.013 | 0.000370 | |
| 793967 | < 0.010 | < 0.000146 | |
| 793968 | 0.011 | 0.000327 | |
| 793969 | 0.011 | 0.000309 | |
| 793970 | < 0.010 | 0.000260 | |
| 793971 | < 0.010 | 0.000149 | |
| 793972 | < 0.010 | < 0.000146 | |
| 793973 | < 0.010 | < 0.000146 | |
| 793974 | 0.016 | 0.000455 | |
| 793975 | < 0.010 | 0.000248 | |
| 793976 | 0.028 | 0.000825 | |
| 793977 | 0.097 | 0.002831 | |
| 793978 | < 0.010 | < 0.000146 | |
| 793979 | 0.040 | 0.001178 | |
| 793980 | 0.024 | 0.000703 | |
| 793981 | 0.143 | 0.004171 | |
| 793982 | 0.052 | 0.001531 | |
| 793983 | 0.075 | 0.002176 | |
| 793984 | > 5.000 | > 0.146000 | 6.63 |
| 793985 | 0.023 | 0.000662 | |
| 793986 | 0.066 | 0.001925 | |
| 793987 | < 0.010 | < 0.000146 | |
| 793988 | 0.038 | 0.001105 | |
| 793989 | 0.010 | 0.000297 | |
| 793990 | 0.457 | 0.013326 | |
| 793991 | 0.141 | 0.004112 | |
| 793992 | 0.016 | 0.000478 | |
| 793993 | 0.011 | 0.000321 | |
| 793994 | < 0.010 | 0.000175 | |
| 793995 | < 0.010 | 0.000207 | |
| 793996 | 0.109 | 0.003194 | |
| 793997 | 0.076 | 0.002208 | |
| 793998 | 3.014 | 0.087896 | |
| 793999 | 0.037 | 0.001076 | |
| 794000 | 0.041 | 0.001193 | |
| 794001 | 0.062 | 0.001811 | |
| 794002 | 0.014 | 0.000420 | |
| 794003 | 0.019 | 0.000545 | |
| 794004 | 0.060 | 0.001747 | |

| Analyte Symbol | Au | Au | Au |
|---|---|---|---|
| Unit Symbol | g/mt | oz/ton | g/tonne |
| Detection Limit | 0.010 | 0.000146 | 0.03 |
| Analysis Method | FA-AA | FA-AA | FA-GRA |
| 794005 | 0.017 | 0.000502 | |
| 794006 | < 0.010 | < 0.000146 | |
| 794007 | < 0.010 | < 0.000146 | |
| 794008 | < 0.010 | < 0.000146 | |
| 794009 | < 0.010 | 0.000175 | |
| 794010 | < 0.010 | < 0.000146 | |
| 794011 | 0.301 | 0.008776 | |
| 794012 | 0.039 | 0.001149 | |
| 794013 | 0.231 | 0.006732 | |
| 794014 | 0.724 | 0.021128 | |
| 794015 | 0.229 | 0.006691 | |
| 794016 | 0.182 | 0.005297 | |
| 794017 | < 0.010 | < 0.000146 | |
| 794018 | 0.012 | 0.000335 | |
| 794019 | < 0.010 | < 0.000146 | |
| 794020 | < 0.010 | < 0.000146 | |
| 794021 | < 0.010 | < 0.000146 | |
| 794022 | < 0.010 | < 0.000146 | |
| 794023 | < 0.010 | < 0.000146 | |
| 794024 | < 0.010 | < 0.000146 | |
| 794025 | 0.030 | 0.000875 | |
| 794026 | < 0.010 | < 0.000146 | |
| 794027 | < 0.010 | < 0.000146 | |
| 794028 | 0.042 | 0.001219 | |
| 794029 | < 0.010 | < 0.000146 | |
| 794030 | < 0.010 | < 0.000146 | |
| 794031 | < 0.010 | < 0.000146 | |
| 794032 | < 0.010 | < 0.000146 | |
| 794033 | < 0.010 | < 0.000146 | |
| 794034 | 1.886 | 0.054996 | |
| 794035 | < 0.010 | 0.000172 | |
| 794036 | < 0.010 | 0.000195 | |
| 794037 | 0.017 | 0.000496 | |
| 794038 | < 0.010 | 0.000195 | |
| 794039 | < 0.010 | 0.000157 | |
| 794040 | 0.137 | 0.003990 | |
| 794041 | 0.013 | 0.000388 | |
| 794042 | 0.011 | 0.000312 | |
| 794043 | 0.054 | 0.001560 | |
| 794044 | < 0.010 | 0.000151 | |
| 794045 | < 0.010 | < 0.000146 | |
| 794046 | < 0.010 | < 0.000146 | |
| 794047 | < 0.010 | < 0.000146 | |
| 794048 | 0.010 | 0.000303 | |
| 794049 | < 0.010 | < 0.000146 | |
| 794050 | < 0.010 | < 0.000146 | |
| 794051 | < 0.010 | < 0.000146 | |
| 794052 | 0.052 | 0.001531 | |
| 794053 | 0.053 | 0.001540 | |
| 794054 | > 5.000 | > 0.146000 | 5.49 |
| 794055 | 0.161 | 0.004702 | |
| 794056 | 0.013 | 0.000382 | |

| **Analyte Symbol** | Au | Au | Au |
|---|---|---|---|
| **Unit Symbol** | g/mt | oz/ton | g/tonne |
| **Detection Limit** | 0.010 | 0.000146 | 0.03 |
| **Analysis Method** | FA-AA | FA-AA | FA-GRA |
| 794057 | 0.010 | 0.000295 | |
| 794058 | 0.026 | 0.000764 | |
| 794059 | 0.035 | 0.001018 | |
| 794060 | 0.020 | 0.000577 | |
| 794061 | 0.075 | 0.002202 | |
| 794062 | < 0.010 | 0.000187 | |
| 794063 | 0.020 | 0.000577 | |
| 794064 | 0.029 | 0.000831 | |
| 794065 | 0.049 | 0.001429 | |
| 794066 | 0.025 | 0.000729 | |
| 794067 | < 0.010 | < 0.000146 | |
| 794068 | 0.039 | 0.001146 | |
| 794069 | 0.494 | 0.014398 | |
| 794070 | 1.471 | 0.042915 | |
| 794071 | < 0.010 | 0.000245 | |
| 794072 | 0.020 | 0.000589 | |
| 794073 | 0.282 | 0.008213 | |
| 794074 | 0.026 | 0.000752 | |
| 794075 | 0.012 | 0.000353 | |
| 794076 | 0.015 | 0.000426 | |
| 794077 | 0.027 | 0.000793 | |
| 794078 | 0.140 | 0.004080 | |
| 794079 | < 0.010 | 0.000201 | |
| 794080 | 0.030 | 0.000887 | |
| 794081 | 0.056 | 0.001625 | |
| 794082 | < 0.010 | < 0.000146 | |
| 794083 | < 0.010 | < 0.000146 | |
| 794084 | > 5.000 | > 0.146000 | 6.98 |
| 794085 | < 0.010 | 0.000225 | |
| 794086 | < 0.010 | < 0.000146 | |
| 794087 | < 0.010 | 0.000242 | |
| 794088 | < 0.010 | < 0.000146 | |
| 794089 | < 0.010 | 0.000175 | |
| 794090 | 0.011 | 0.000332 | |
| 794091 | 0.018 | 0.000537 | |
| 794092 | < 0.010 | 0.000157 | |
| 794093 | < 0.010 | 0.000210 | |
| 794094 | < 0.010 | < 0.000146 | |
| 794095 | 0.062 | 0.001817 | |
| 794096 | 0.011 | 0.000309 | |
| 794097 | < 0.010 | < 0.000146 | |
| 794098 | 0.043 | 0.001253 | |
| 794099 | 0.043 | 0.001240 | |
| 794100 | 0.012 | 0.000344 | |
| 794101 | 0.077 | 0.002255 | |
| 794102 | 1.154 | 0.033668 | |
| 794103 | 0.015 | 0.000435 | |
| 794104 | 0.012 | 0.000350 | |
| 794105 | 0.010 | 0.000295 | |
| 794106 | 0.021 | 0.000604 | |
| 794107 | 0.037 | 0.001079 | |
| 794108 | < 0.010 | < 0.000146 | |

| Analyte Symbol | Au | Au | Au |
|---|---|---|---|
| Unit Symbol | g/mt | oz/ton | g/tonne |
| Detection Limit | 0.010 | 0.000146 | 0.03 |
| Analysis Method | FA-AA | FA-AA | FA-GRA |
| 794109 | 0.018 | 0.000537 | |
| 794110 | 0.013 | 0.000370 | |
| 794111 | 0.023 | 0.000679 | |
| 794112 | 0.021 | 0.000618 | |
| 794113 | 0.025 | 0.000735 | |
| 794114 | 0.062 | 0.001820 | |
| 794115 | 0.059 | 0.001716 | |
| 794116 | 0.078 | 0.002263 | |
| 794117 | < 0.010 | < 0.000146 | |
| 794118 | 0.067 | 0.001953 | |
| 794119 | 0.066 | 0.001921 | |
| 794120 | 0.222 | 0.006487 | |
| 794121 | 0.319 | 0.009303 | |
| 794122 | < 0.010 | 0.000171 | |
| 794123 | 0.036 | 0.001053 | |
| 794124 | 0.091 | 0.002654 | |
| 794125 | 0.026 | 0.000752 | |
| 794126 | 0.026 | 0.000773 | |
| 794127 | 0.030 | 0.000863 | |
| 794128 | 0.012 | 0.000347 | |
| 794129 | 0.032 | 0.000922 | |
| 794130 | 0.010 | 0.000300 | |
| 794131 | < 0.010 | < 0.000146 | |
| 794132 | < 0.010 | < 0.000146 | |
| 794133 | < 0.010 | < 0.000146 | |
| 794134 | 1.944 | 0.056705 | |
| 794135 | 3.906 | 0.113926 | |
| 794136 | 0.063 | 0.001823 | |
| 794137 | 0.104 | 0.003025 | |
| 794138 | 0.044 | 0.001277 | |
| 794139 | 0.098 | 0.002864 | |
| 794140 | 0.141 | 0.004118 | |
| 794141 | < 0.010 | 0.000204 | |
| 794142 | < 0.010 | 0.000157 | |
| 794143 | < 0.010 | < 0.000146 | |
| 794144 | < 0.010 | < 0.000146 | |
| 794145 | 0.049 | 0.001419 | |
| 794146 | 0.072 | 0.002103 | |
| 794147 | 0.052 | 0.001511 | |
| 794148 | 0.064 | 0.001861 | |
| 794149 | 0.037 | 0.001088 | |
| 794150 | 0.052 | 0.001520 | |
| 794151 | 1.665 | 0.048556 | |
| 794152 | 1.526 | 0.044502 | |
| 794153 | 0.110 | 0.003211 | |
| 794154 | 0.040 | 0.001170 | |
| 794155 | 0.277 | 0.008090 | |
| 794156 | 0.086 | 0.002502 | |
| 794157 | 0.029 | 0.000852 | |
| 794158 | 0.011 | 0.000330 | |
| 794159 | 0.015 | 0.000437 | |
| 794160 | < 0.010 | 0.000216 | |

| Analyte Symbol | Au | Au | Au |
|---|---|---|---|
| Unit Symbol | g/mt | oz/ton | g/tonne |
| Detection Limit | 0.010 | 0.000146 | 0.03 |
| Analysis Method | FA-AA | FA-AA | FA-GRA |
| 794161 | < 0.010 | 0.000149 | |
| 794162 | < 0.010 | 0.000213 | |
| 794163 | 0.023 | 0.000656 | |
| 794164 | < 0.010 | 0.000166 | |
| 794165 | < 0.010 | < 0.000146 | |
| 794166 | < 0.010 | < 0.000146 | |
| 794167 | < 0.010 | < 0.000146 | |
| 794168 | 0.015 | 0.000449 | |
| 794169 | < 0.010 | < 0.000146 | |
| 794170 | < 0.010 | 0.000286 | |
| 794171 | 0.051 | 0.001479 | |
| 794172 | 0.079 | 0.002316 | |
| 794173 | 0.028 | 0.000805 | |
| 794174 | < 0.010 | 0.000248 | |
| 794175 | < 0.010 | 0.000149 | |
| 794176 | 0.022 | 0.000645 | |
| 794177 | 0.010 | 0.000300 | |
| 794178 | 0.020 | 0.000580 | |
| 794179 | < 0.010 | 0.000210 | |
| 794180 | < 0.010 | 0.000166 | |
| 794181 | < 0.010 | 0.000163 | |
| 794182 | 0.083 | 0.002430 | |
| 794183 | < 0.010 | 0.000219 | |
| 794184 | > 5.000 | > 0.146000 | 7.41 |
| 794185 | < 0.010 | < 0.000146 | |
| 794186 | 0.012 | 0.000347 | |
| 794187 | 0.050 | 0.001447 | |
| 794188 | < 0.010 | 0.000350 | |
| 794189 | 0.123 | 0.003573 | |
| 794190 | < 0.010 | < 0.000146 | |
| 794191 | < 0.010 | < 0.000146 | |
| 794192 | < 0.010 | 0.000169 | |
| 794193 | < 0.010 | < 0.000146 | |
| 794194 | < 0.010 | < 0.000146 | |
| 794195 | < 0.010 | < 0.000146 | |
| 794196 | 0.012 | 0.000335 | |
| 794197 | < 0.010 | < 0.000146 | |
| 794198 | 0.013 | 0.000373 | |
| 794199 | 0.097 | 0.002844 | |
| 794200 | 0.022 | 0.000639 | |
| 794201 | < 0.010 | < 0.000146 | |
| 794202 | 0.023 | 0.000668 | |
| 794203 | 0.237 | 0.006915 | |
| 794204 | 0.038 | 0.001108 | |
| 794205 | < 0.010 | < 0.000146 | |
| 794206 | 0.049 | 0.001429 | |
| 794207 | < 0.010 | < 0.000146 | |
| 794208 | < 0.010 | < 0.000146 | |
| 794209 | < 0.010 | 0.000230 | |
| 794210 | 0.033 | 0.000973 | |

## Quality Control

| Analyte Symbol | Au | Au | Au |
|---|---|---|---|
| Unit Symbol | g/mt | oz/ton | g/tonne |
| Detection Limit | 0.010 | 0.000146 | 0.03 |
| Analysis Method | FA-AA | FA-AA | FA-GRA |
| OXK94 Meas | | | 3.41 |
| OXK94 Cert | | | 3.56 |
| OxP 91 Meas | | | 14.6 |
| OxP 91 Cert | | | 14.82 |
| OxD108 Meas | 0.424 | 0.012381 | |
| OxD108 Cert | 0.414 | 0.012 | |
| OxD108 Meas | 0.427 | 0.012466 | |
| OxD108 Cert | 0.414 | 0.012 | |
| OxD108 Meas | 0.453 | 0.013215 | |
| OxD108 Cert | 0.414 | 0.012 | |
| OxD108 Meas | 0.446 | 0.013020 | |
| OxD108 Cert | 0.414 | 0.012 | |
| OxD108 Meas | 0.450 | 0.013125 | |
| OxD108 Cert | 0.414 | 0.012 | |
| OxD108 Meas | 0.440 | 0.012830 | |
| OxD108 Cert | 0.414 | 0.012 | |
| OxD108 Meas | 0.441 | 0.012871 | |
| OxD108 Cert | 0.414 | 0.012 | |
| OxD108 Meas | 0.428 | 0.012498 | |
| OxD108 Cert | 0.414 | 0.012 | |
| OxD108 Meas | 0.422 | 0.012311 | |
| OxD108 Cert | 0.414 | 0.012 | |
| OxD108 Meas | 0.422 | 0.012314 | |
| OxD108 Cert | 0.414 | 0.012 | |
| OxD108 Meas | 0.410 | 0.011967 | |
| OxD108 Cert | 0.414 | 0.012 | |
| SF67 Meas | 0.829 | 0.024188 | |
| SF67 Cert | 0.835 | 0.024 | |
| SF67 Meas | 0.850 | 0.024786 | |
| SF67 Cert | 0.835 | 0.024 | |
| SF67 Meas | 0.863 | 0.025162 | |
| SF67 Cert | 0.835 | 0.024 | |
| SF67 Meas | 0.867 | 0.025293 | |
| SF67 Cert | 0.835 | 0.024 | |
| SF67 Meas | 0.868 | 0.025322 | |
| SF67 Cert | 0.835 | 0.024 | |
| SF67 Meas | 0.871 | 0.025410 | |
| SF67 Cert | 0.835 | 0.024 | |
| SF67 Meas | 0.836 | 0.024380 | |
| SF67 Cert | 0.835 | 0.024 | |
| SF67 Meas | 0.830 | 0.024202 | |
| SF67 Cert | 0.835 | 0.024 | |
| SF67 Meas | 0.853 | 0.024882 | |
| SF67 Cert | 0.835 | 0.024 | |
| SF67 Meas | 0.841 | 0.024523 | |
| SF67 Cert | 0.835 | 0.024 | |
| SF67 Meas | 0.843 | 0.024587 | |
| SF67 Cert | 0.835 | 0.024 | |
| 793910 Orig | < 0.010 | < 0.000146 | |
| 793910 Dup | < 0.010 | < 0.000146 | |
| 793920 Orig | 0.011 | 0.000321 | |
| 793920 Dup | < 0.010 | 0.000187 | |
| 793930 Orig | < 0.010 | < 0.000146 | |
| 793930 Split | < 0.010 | < 0.000146 | |
| 793931 Orig | < 0.010 | < 0.000146 | |
| 793931 Dup | < 0.010 | < 0.000146 | |
| 793944 Orig | 0.026 | 0.000750 | |

## Quality Control

| Analyte Symbol | Au | Au | Au |
|---|---|---|---|
| Unit Symbol | g/mt | oz/ton | g/tonne |
| Detection Limit | 0.010 | 0.000146 | 0.03 |
| Analysis Method | FA-AA | FA-AA | FA-GRA |
| 793944 Dup | 0.013 | 0.000365 | |
| 793950 Orig | 0.021 | 0.000612 | |
| 793950 Split | 0.021 | 0.000624 | |
| 793960 Orig | < 0.010 | < 0.000146 | |
| 793960 Split | < 0.010 | 0.000257 | |
| 793964 Orig | 0.011 | 0.000309 | |
| 793964 Dup | < 0.010 | 0.000239 | |
| 793987 Orig | < 0.010 | < 0.000146 | |
| 793987 Dup | 0.029 | 0.000840 | |
| 793990 Orig | 0.457 | 0.013326 | |
| 793990 Split | 0.387 | 0.011293 | |
| 794000 Orig | 0.041 | 0.001193 | |
| 794000 Split | 0.033 | 0.000974 | |
| 794010 Orig | < 0.010 | < 0.000146 | |
| 794010 Dup | < 0.010 | < 0.000146 | |
| 794020 Orig | < 0.010 | < 0.000146 | |
| 794020 Split | < 0.010 | < 0.000146 | |
| 794021 Orig | < 0.010 | < 0.000146 | |
| 794021 Dup | < 0.010 | < 0.000146 | |
| 794030 Orig | 0.012 | 0.000359 | |
| 794030 Dup | < 0.010 | < 0.000146 | |
| 794044 Orig | < 0.010 | 0.000155 | |
| 794044 Dup | < 0.010 | 0.000146 | |
| 794050 Orig | < 0.010 | < 0.000146 | |
| 794050 Split | < 0.010 | < 0.000146 | |
| 794054 Orig | > 5.000 | > 0.146000 | 5.07 |
| 794054 Dup | > 5.000 | > 0.146000 | 5.92 |
| 794064 Orig | 0.026 | 0.000761 | |
| 794064 Dup | 0.031 | 0.000901 | |
| 794070 Orig | 1.517 | 0.044251 | |
| 794070 Dup | 1.426 | 0.041580 | |
| 794080 Orig | 0.030 | 0.000887 | |
| 794080 Split | 0.017 | 0.000493 | |
| 794088 Orig | < 0.010 | < 0.000146 | |
| 794088 Dup | < 0.010 | 0.000163 | |
| 794098 Orig | 0.051 | 0.001482 | |
| 794098 Dup | 0.035 | 0.001024 | |
| 794100 Orig | 0.012 | 0.000344 | |
| 794100 Split | < 0.010 | 0.000274 | |
| 794110 Orig | 0.013 | 0.000370 | |
| 794110 Split | 0.010 | 0.000306 | |
| 794111 Orig | 0.017 | 0.000487 | |
| 794111 Dup | 0.030 | 0.000872 | |
| 794122 Orig | < 0.010 | 0.000184 | |
| 794122 Dup | < 0.010 | 0.000157 | |
| 794131 Orig | < 0.010 | 0.000265 | |
| 794131 Dup | < 0.010 | < 0.000146 | |
| 794140 Orig | 0.141 | 0.004118 | |
| 794140 Split | 0.141 | 0.004121 | |
| 794150 Orig | 0.052 | 0.001520 | |
| 794150 Split | 0.036 | 0.001056 | |
| 794165 Orig | < 0.010 | < 0.000146 | |
| 794165 Dup | < 0.010 | < 0.000146 | |
| 794167 Orig | < 0.010 | < 0.000146 | |
| 794167 Dup | < 0.010 | < 0.000146 | |
| 794170 Orig | < 0.010 | 0.000286 | |
| 794170 Split | < 0.010 | 0.000195 | |

## Quality Control

| Analyte Symbol | Au | Au | Au |
|---|---|---|---|
| Unit Symbol | g/mt | oz/ton | g/tonne |
| Detection Limit | 0.010 | 0.000146 | 0.03 |
| Analysis Method | FA-AA | FA-AA | FA-GRA |
| 794178 Orig | 0.013 | 0.000373 | |
| 794178 Dup | 0.027 | 0.000787 | |
| 794188 Orig | 0.014 | 0.000423 | |
| 794188 Dup | < 0.010 | 0.000277 | |
| 794198 Orig | 0.014 | 0.000411 | |
| 794198 Dup | 0.012 | 0.000335 | |
| 794200 Orig | 0.022 | 0.000639 | |
| 794200 Split | 0.015 | 0.000435 | |
| 794210 Orig | 0.034 | 0.000980 | |
| 794210 Dup | 0.033 | 0.000965 | |
| Method Blank | < 0.010 | < 0.000146 | |
| Method Blank | < 0.010 | < 0.000146 | |
| Method Blank | < 0.010 | < 0.000146 | |
| Method Blank | < 0.010 | < 0.000146 | |
| Method Blank | < 0.010 | < 0.000146 | |
| Method Blank | < 0.010 | < 0.000146 | |
| Method Blank | < 0.010 | < 0.000146 | |
| Method Blank | < 0.010 | < 0.000146 | |
| Method Blank | < 0.010 | < 0.000146 | |
| Method Blank | < 0.010 | < 0.000146 | |
| Method Blank | < 0.010 | < 0.000146 | |
| Method Blank | < 0.010 | < 0.000146 | |
| Method Blank | < 0.010 | < 0.000146 | |
| Method Blank | < 0.010 | < 0.000146 | |
| Method Blank | < 0.010 | < 0.000146 | |
| Method Blank | < 0.010 | < 0.000146 | |
| Method Blank | < 0.010 | < 0.000146 | |
| Method Blank | < 0.010 | < 0.000146 | |
| Method Blank | < 0.010 | < 0.000146 | |
| Method Blank | | | < 0.03 |

*Quality Analysis ...* *Innovative Technologies*

**Date Submitted:** 23-Feb-13
**Invoice No.:** A13-01940
**Invoice Date:** 19-Mar-13
**Your Reference:**

**West Red Lake Gold Mines Inc.**
**1105-65 Queen Street West**
**Toronto ON M5H 2M5**
**Canada**

**ATTN: Vadim Galkin (Results)**

# CERTIFICATE OF ANALYSIS

280 Core samples were submitted for analysis.

The following analytical packages were requested: Code 1A2 - HY Lake Dryden Au - Fire Assay AA
Code 1A3-HY Lake Redlake Au - Fire Assay Gravimetric

REPORT **A13-01940**

This report may be reproduced without our consent. If only selected portions of the report are reproduced, permission must be obtained. If no instructions were given at time of sample submittal regarding excess material, it will be discarded within 90 days of this report. Our liability is limited solely to the analytical cost of these analyses. Test results are representative only of material submitted for analysis.

Notes:
1A3 on Au >10ppm

CERTIFIED BY :

Elitsa Hrischeva, Ph.D.
Quality Control

ISO/IEC 17025
SCC Accredited
LAB 266
LAB 266
Accrédité CCN

**ACTIVATION LABORATORIES LTD.**

1336 Sandhill Drive, Ancaster, Ontario Canada L9G 4V5 TELEPHONE +1.905.648.9611 or +1.888.228.5227 FAX +1.905.648.9613
E-MAIL Ancaster@actlabs.com ACTLABS GROUP WEBSITE www.actlabs.com

| Analyte Symbol | Au | Au | Au | Au |
|---|---|---|---|---|
| Unit Symbol | g/mt | oz/ton | g/tonne | oz/ton |
| Detection Limit | 0.010 | 0.000146 | 0.03 | 0.000876 |
| Analysis Method | FA-AA | FA-AA | FA-GRA | FA-GRA |
| 794211 | 0.010 | 0.000303 | | |
| 794212 | < 0.010 | < 0.000146 | | |
| 794213 | 0.043 | 0.001242 | | |
| 794214 | < 0.010 | < 0.000146 | | |
| 794215 | < 0.010 | 0.000201 | | |
| 794216 | < 0.010 | < 0.000146 | | |
| 794217 | < 0.010 | < 0.000146 | | |
| 794218 | < 0.010 | < 0.000146 | | |
| 794219 | 0.059 | 0.001718 | | |
| 794220 | < 0.010 | < 0.000146 | | |
| 794221 | < 0.010 | < 0.000146 | | |
| 794222 | < 0.010 | < 0.000146 | | |
| 794223 | < 0.010 | 0.000210 | | |
| 794224 | < 0.010 | 0.000239 | | |
| 794225 | 0.147 | 0.004299 | | |
| 794226 | < 0.010 | < 0.000146 | | |
| 794227 | < 0.010 | < 0.000146 | | |
| 794228 | < 0.010 | 0.000283 | | |
| 794229 | < 0.010 | < 0.000146 | | |
| 794230 | < 0.010 | < 0.000146 | | |
| 794231 | 0.015 | 0.000443 | | |
| 794232 | 0.026 | 0.000758 | | |
| 794233 | 0.019 | 0.000560 | | |
| 794234 | 2.127 | 0.062046 | | |
| 794235 | < 0.010 | < 0.000146 | | |
| 794236 | < 0.010 | < 0.000146 | | |
| 794237 | < 0.010 | 0.000187 | | |
| 794238 | 0.054 | 0.001572 | | |
| 794239 | < 0.010 | 0.000220 | | |
| 794240 | 0.023 | 0.000671 | | |
| 794241 | 0.031 | 0.000904 | | |
| 794242 | 0.019 | 0.000551 | | |
| 794243 | 0.454 | 0.013239 | | |
| 794244 | < 0.010 | < 0.000146 | | |
| 794245 | < 0.010 | 0.000204 | | |
| 794246 | < 0.010 | < 0.000146 | | |
| 794247 | < 0.010 | < 0.000146 | | |
| 794248 | < 0.010 | 0.000233 | | |
| 794249 | 0.033 | 0.000968 | | |
| 794250 | < 0.010 | 0.000163 | | |
| 794251 | < 0.010 | < 0.000146 | | |
| 794252 | < 0.010 | 0.000262 | | |
| 794253 | 0.035 | 0.001009 | | |
| 794254 | < 0.010 | < 0.000146 | | |
| 794255 | < 0.010 | < 0.000146 | | |
| 794256 | < 0.010 | < 0.000146 | | |
| 794257 | < 0.010 | < 0.000146 | | |
| 794258 | 0.036 | 0.001044 | | |
| 794259 | 0.010 | 0.000300 | | |
| 794260 | < 0.010 | < 0.000146 | | |
| 794261 | 0.013 | 0.000385 | | |
| 794262 | 0.082 | 0.002395 | | |

| **Analyte Symbol** | Au | Au | Au | Au |
|---|---|---|---|---|
| **Unit Symbol** | g/mt | oz/ton | g/tonne | oz/ton |
| **Detection Limit** | 0.010 | 0.000146 | 0.03 | 0.000876 |
| **Analysis Method** | FA-AA | FA-AA | FA-GRA | FA-GRA |
| 794263 | < 0.010 | < 0.000146 | | |
| 794264 | < 0.010 | < 0.000146 | | |
| 794265 | < 0.010 | < 0.000146 | | |
| 794266 | 0.012 | 0.000341 | | |
| 794267 | < 0.010 | < 0.000146 | | |
| 794268 | < 0.010 | < 0.000146 | | |
| 794269 | 0.021 | 0.000618 | | |
| 794270 | 0.016 | 0.000481 | | |
| 794271 | 0.016 | 0.000475 | | |
| 794272 | < 0.010 | < 0.000146 | | |
| 794273 | < 0.010 | < 0.000146 | | |
| 794274 | 0.040 | 0.001164 | | |
| 794275 | 0.024 | 0.000688 | | |
| 794276 | < 0.010 | < 0.000146 | | |
| 794277 | 0.099 | 0.002893 | | |
| 794278 | < 0.010 | < 0.000146 | | |
| 794279 | < 0.010 | < 0.000146 | | |
| 794280 | 0.024 | 0.000691 | | |
| 794281 | 0.074 | 0.002147 | | |
| 794282 | 0.119 | 0.003464 | | |
| 794283 | 0.060 | 0.001746 | | |
| 794284 | < 0.010 | < 0.000146 | | |
| 794285 | 0.014 | 0.000420 | | |
| 794286 | < 0.010 | 0.000150 | | |
| 794287 | < 0.010 | < 0.000146 | | |
| 794288 | < 0.010 | < 0.000146 | | |
| 794289 | 0.084 | 0.002460 | | |
| 794290 | 0.101 | 0.002959 | | |
| 794291 | 0.011 | 0.000327 | | |
| 794292 | < 0.010 | < 0.000146 | | |
| 794293 | < 0.010 | < 0.000146 | | |
| 794294 | < 0.010 | 0.000289 | | |
| 794295 | 0.181 | 0.005285 | | |
| 794296 | 0.092 | 0.002677 | | |
| 794297 | 0.040 | 0.000979 | | |
| 794298 | 0.034 | 0.000995 | | |
| 794299 | 0.195 | 0.005690 | | |
| 794300 | 0.114 | 0.003330 | | |
| 794301 | 0.734 | 0.021400 | | |
| 794302 | 0.026 | 0.000750 | | |
| 794303 | 0.012 | 0.000347 | | |
| 794304 | < 0.010 | < 0.000146 | | |
| 794305 | 0.016 | 0.000458 | | |
| 794306 | < 0.010 | < 0.000146 | | |
| 794307 | < 0.010 | < 0.000146 | | |
| 794308 | < 0.010 | 0.000175 | | |
| 794309 | < 0.010 | 0.000271 | | |
| 794310 | 0.016 | 0.000480 | | |
| 794311 | < 0.010 | 0.000225 | | |
| 794312 | < 0.010 | < 0.000146 | | |
| 794313 | < 0.010 | < 0.000146 | | |
| 794314 | < 0.010 | < 0.000146 | | |

| **Analyte Symbol** | Au | Au | Au | Au |
|---|---|---|---|---|
| **Unit Symbol** | g/mt | oz/ton | g/tonne | oz/ton |
| **Detection Limit** | 0.010 | 0.000146 | 0.03 | 0.000876 |
| **Analysis Method** | FA-AA | FA-AA | FA-GRA | FA-GRA |
| 794315 | < 0.010 | 0.000289 | | |
| 794316 | < 0.010 | < 0.000146 | | |
| 794317 | < 0.010 | < 0.000146 | | |
| 794318 | 0.012 | 0.000340 | | |
| 794319 | 0.038 | 0.001120 | | |
| 794320 | < 0.010 | 0.000190 | | |
| 794321 | 0.013 | 0.000380 | | |
| 794322 | 0.029 | 0.000850 | | |
| 794323 | < 0.010 | < 0.000146 | | |
| 794324 | < 0.010 | 0.000239 | | |
| 794325 | 0.036 | 0.001041 | | |
| 794326 | 0.027 | 0.000776 | | |
| 794327 | 1.087 | 0.038060 | | |
| 794328 | 0.049 | 0.001440 | | |
| 794329 | 0.028 | 0.000830 | | |
| 794330 | 0.246 | 0.007170 | | |
| 794331 | 0.038 | 0.001100 | | |
| 794332 | 0.025 | 0.000740 | | |
| 794333 | 0.041 | 0.001200 | | |
| 794334 | 2.056 | 0.059963 | | |
| 794335 | 0.086 | 0.002510 | | |
| 794336 | 0.097 | 0.002815 | | |
| 794337 | < 0.010 | 0.000181 | | |
| 794338 | 0.030 | 0.000866 | | |
| 794339 | 0.031 | 0.001241 | | |
| 794340 | 0.015 | 0.000443 | | |
| 794341 | 0.010 | 0.000292 | | |
| 794342 | < 0.010 | 0.000160 | | |
| 794343 | < 0.010 | 0.000201 | | |
| 794344 | 0.196 | 0.005725 | | |
| 794345 | 0.144 | 0.004212 | | |
| 794346 | 0.014 | 0.000411 | | |
| 794347 | < 0.010 | 0.000152 | | |
| 794348 | < 0.010 | 0.000219 | | |
| 794349 | < 0.010 | < 0.000146 | | |
| 794350 | < 0.010 | < 0.000146 | | |
| 794351 | 0.025 | 0.000726 | | |
| 794352 | 0.010 | 0.000303 | | |
| 794353 | 0.020 | 0.000569 | | |
| 794354 | < 0.010 | 0.000434 | | |
| 794355 | < 0.010 | 0.000152 | | |
| 794356 | < 0.010 | 0.000274 | | |
| 794357 | < 0.010 | 0.000169 | | |
| 794358 | 0.015 | 0.000449 | | |
| 794359 | 0.012 | 0.000341 | | |
| 794360 | < 0.010 | 0.000204 | | |
| 794361 | 0.011 | 0.000321 | | |
| 794362 | < 0.010 | 0.000216 | | |
| 794363 | < 0.010 | 0.000171 | | |
| 794364 | 0.058 | 0.001703 | | |
| 794365 | 0.019 | 0.000566 | | |
| 794366 | 1.163 | 0.033910 | | |

| **Analyte Symbol** | Au | Au | Au | Au |
|---|---|---|---|---|
| **Unit Symbol** | g/mt | oz/ton | g/tonne | oz/ton |
| **Detection Limit** | 0.010 | 0.000146 | 0.03 | 0.000876 |
| **Analysis Method** | FA-AA | FA-AA | FA-GRA | FA-GRA |
| 794367 | < 0.010 | < 0.000146 | | |
| 794368 | 0.026 | 0.000773 | | |
| 794369 | < 0.010 | < 0.000146 | | |
| 794370 | < 0.010 | < 0.000146 | | |
| 794371 | 0.010 | 0.000303 | | |
| 794372 | < 0.010 | < 0.000146 | | |
| 794373 | < 0.010 | < 0.000146 | | |
| 794374 | 0.039 | 0.001130 | | |
| 794375 | 0.040 | 0.001160 | | |
| 794376 | 0.168 | 0.004903 | | |
| 794377 | 0.157 | 0.004589 | | |
| 794378 | 0.074 | 0.002166 | | |
| 794379 | 0.054 | 0.001572 | | |
| 794380 | 0.063 | 0.001832 | | |
| 794381 | 0.076 | 0.002205 | | |
| 794382 | 0.090 | 0.002640 | | |
| 794383 | < 0.010 | < 0.000146 | | |
| 794384 | < 0.010 | < 0.000146 | | |
| 794385 | < 0.010 | < 0.000146 | | |
| 794386 | < 0.010 | 0.000227 | | |
| 794387 | < 0.010 | < 0.000146 | | |
| 794388 | < 0.010 | 0.000198 | | |
| 794389 | 0.013 | 0.000388 | | |
| 794390 | < 0.010 | < 0.000146 | | |
| 794391 | < 0.010 | 0.000198 | | |
| 794392 | 0.023 | 0.000674 | | |
| 794393 | < 0.010 | 0.000216 | | |
| 794394 | < 0.010 | 0.000271 | | |
| 794395 | < 0.010 | 0.000236 | | |
| 794396 | 0.102 | 0.002972 | | |
| 794397 | < 0.010 | < 0.000146 | | |
| 794398 | < 0.010 | 0.000187 | | |
| 794399 | 0.027 | 0.000790 | | |
| 794400 | 0.146 | 0.004261 | | |
| 794401 | 0.050 | 0.001467 | | |
| 794402 | < 0.010 | 0.000289 | | |
| 794403 | < 0.010 | < 0.000146 | | |
| 794404 | < 0.010 | < 0.000146 | | |
| 794405 | 0.029 | 0.000846 | | |
| 794406 | < 0.010 | < 0.000146 | | |
| 794407 | < 0.010 | < 0.000146 | | |
| 794408 | < 0.010 | 0.000172 | | |
| 794409 | < 0.010 | < 0.000146 | | |
| 794410 | < 0.010 | < 0.000146 | | |
| 794411 | < 0.010 | < 0.000146 | | |
| 794412 | < 0.010 | 0.000230 | | |
| 794413 | < 0.010 | 0.000213 | | |
| 794414 | < 0.010 | < 0.000146 | | |
| 794415 | < 0.010 | 0.000213 | | |
| 794416 | 0.014 | 0.000411 | | |
| 794417 | < 0.010 | < 0.000146 | | |
| 794418 | 0.029 | 0.000846 | | |

| Analyte Symbol | Au | Au | Au | Au |
|---|---|---|---|---|
| Unit Symbol | g/mt | oz/ton | g/tonne | oz/ton |
| Detection Limit | 0.010 | 0.000146 | 0.03 | 0.000876 |
| Analysis Method | FA-AA | FA-AA | FA-GRA | FA-GRA |
| 794419 | 0.032 | 0.001008 | | |
| 794420 | 0.075 | 0.002180 | | |
| 794421 | 0.016 | 0.000458 | | |
| 794422 | 0.010 | 0.000295 | | |
| 794423 | < 0.010 | 0.000190 | | |
| 794424 | 0.011 | 0.000309 | | |
| 794425 | 0.011 | 0.000318 | | |
| 794426 | < 0.010 | < 0.000146 | | |
| 794427 | < 0.010 | 0.000286 | | |
| 794428 | 0.028 | 0.000811 | | |
| 794429 | 0.013 | 0.000367 | | |
| 794430 | 0.010 | 0.000263 | | |
| 794431 | < 0.010 | 0.000233 | | |
| 794432 | < 0.010 | 0.000149 | | |
| 794433 | < 0.010 | 0.000230 | | |
| 794434 | 1.945 | 0.056730 | | |
| 794435 | 0.019 | 0.000560 | | |
| 794436 | 0.012 | 0.000335 | | |
| 794437 | 0.072 | 0.002088 | | |
| 794438 | 0.080 | 0.002345 | | |
| 794439 | 0.036 | 0.001038 | | |
| 794440 | 0.020 | 0.000607 | | |
| 794441 | 0.015 | 0.000432 | | |
| 794442 | 0.035 | 0.001011 | | |
| 794443 | 0.026 | 0.000750 | | |
| 794444 | 0.014 | 0.000414 | | |
| 794445 | < 0.010 | < 0.000146 | | |
| 794446 | 0.015 | 0.000440 | | |
| 794447 | < 0.010 | 0.000216 | | |
| 794448 | < 0.010 | < 0.000146 | | |
| 794449 | 0.025 | 0.000741 | | |
| 794450 | 0.011 | 0.000321 | | |
| 794451 | 0.018 | 0.000534 | | |
| 794452 | 0.034 | 0.001003 | | |
| 794453 | < 0.010 | 0.000277 | | |
| 794454 | 0.038 | 0.001113 | | |
| 794455 | 0.027 | 0.000776 | | |
| 794456 | 1.561 | 0.045529 | | |
| 794457 | 1.178 | 0.034361 | | |
| 794458 | 0.021 | 0.000615 | | |
| 794459 | 0.058 | 0.001692 | | |
| 794460 | < 0.010 | < 0.000146 | | |
| 794461 | < 0.010 | < 0.000146 | | |
| 794462 | < 0.010 | 0.000146 | | |
| 794463 | 0.021 | 0.000605 | | |
| 794464 | 0.046 | 0.001342 | | |
| 794465 | 0.013 | 0.000379 | | |
| 794466 | < 0.010 | < 0.000146 | | |
| 794467 | < 0.010 | < 0.000146 | | |
| 794468 | < 0.010 | 0.000170 | | |
| 794469 | < 0.010 | < 0.000146 | | |
| 794470 | 0.047 | 0.001371 | | |

| **Analyte Symbol** | Au | Au | Au | Au |
|---|---|---|---|---|
| **Unit Symbol** | g/mt | oz/ton | g/tonne | oz/ton |
| **Detection Limit** | 0.010 | 0.000146 | 0.03 | 0.000876 |
| **Analysis Method** | FA-AA | FA-AA | FA-GRA | FA-GRA |
| 794471 | < 0.010 | < 0.000146 | | |
| 794472 | 0.027 | 0.000787 | | |
| 794473 | 0.014 | 0.000400 | | |
| 794474 | < 0.010 | 0.000155 | | |
| 794475 | 0.035 | 0.001018 | | |
| 794476 | < 0.010 | < 0.000146 | | |
| 794477 | 0.125 | 0.003637 | | |
| 794478 | < 0.010 | < 0.000146 | | |
| 794479 | 0.028 | 0.000811 | | |
| 794480 | < 0.010 | < 0.000146 | | |
| 794481 | < 0.010 | 0.000152 | | |
| 794482 | < 0.010 | < 0.000146 | | |
| 794483 | < 0.010 | < 0.000146 | | |
| 794484 | > 5.000 | > 0.146000 | 6.36 | 0.185500 |
| 794485 | 0.011 | 0.000332 | | |
| 794486 | < 0.010 | < 0.000146 | | |
| 794487 | 0.011 | 0.000331 | | |
| 794488 | < 0.010 | < 0.000146 | | |
| 794489 | < 0.010 | < 0.000146 | | |
| 794490 | < 0.010 | < 0.000146 | | |

## Quality Control

| Analyte Symbol | Au | Au | Au | Au |
|---|---|---|---|---|
| Unit Symbol | g/mt | oz/ton | g/tonne | oz/ton |
| Detection Limit | 0.010 | 0.000146 | 0.03 | 0.000876 |
| Analysis Method | FA-AA | FA-AA | FA-GRA | FA-GRA |
| OXK94 Meas | | | 3.24 | 0.094540 |
| OXK94 Cert | | | 3.56 | 0.103891 |
| OxP 91 Meas | | | 14.4 | 0.420940 |
| OxP 91 Cert | | | 14.82 | 0.43 |
| OxD108 Meas | 0.012 | 0.000353 | | |
| OxD108 Cert | 0.414 | 0.012 | | |
| OxD108 Meas | 0.407 | 0.011860 | | |
| OxD108 Cert | 0.414 | 0.012 | | |
| OxD108 Meas | 0.433 | 0.012620 | | |
| OxD108 Cert | 0.414 | 0.012 | | |
| OxD108 Meas | 0.438 | 0.012760 | | |
| OxD108 Cert | 0.414 | 0.012 | | |
| OxD108 Meas | 0.407 | 0.011877 | | |
| OxD108 Cert | 0.414 | 0.012 | | |
| OxD108 Meas | 0.460 | 0.013419 | | |
| OxD108 Cert | 0.414 | 0.012 | | |
| OxD108 Meas | 0.448 | 0.013055 | | |
| OxD108 Cert | 0.414 | 0.012 | | |
| OxD108 Meas | 0.442 | 0.012880 | | |
| OxD108 Cert | 0.414 | 0.012 | | |
| OxD108 Meas | 0.437 | 0.012752 | | |
| OxD108 Cert | 0.414 | 0.012 | | |
| OxD108 Meas | 0.439 | 0.012816 | | |
| OxD108 Cert | 0.414 | 0.012 | | |
| OxD108 Meas | 0.433 | 0.012644 | | |
| OxD108 Cert | 0.414 | 0.012 | | |
| OxD108 Meas | 0.435 | 0.012679 | | |
| OxD108 Cert | 0.414 | 0.012 | | |
| SF67 Meas | 0.842 | 0.024561 | | |
| SF67 Cert | 0.835 | 0.024 | | |
| SF67 Meas | 0.840 | 0.024497 | | |
| SF67 Cert | 0.835 | 0.024 | | |
| SF67 Meas | 0.873 | 0.025468 | | |
| SF67 Cert | 0.835 | 0.024 | | |
| SF67 Meas | 0.887 | 0.025859 | | |
| SF67 Cert | 0.835 | 0.024 | | |
| SF67 Meas | 0.854 | 0.024911 | | |
| SF67 Cert | 0.835 | 0.024 | | |
| SF67 Meas | 0.863 | 0.025168 | | |
| SF67 Cert | 0.835 | 0.024 | | |
| SF67 Meas | 0.836 | 0.024389 | | |
| SF67 Cert | 0.835 | 0.024 | | |
| SF67 Meas | 0.844 | 0.024611 | | |
| SF67 Cert | 0.835 | 0.024 | | |
| SF67 Meas | 0.868 | 0.025319 | | |
| SF67 Cert | 0.835 | 0.024 | | |
| SE68 Meas | 0.018 | 0.000533 | | |
| SE68 Cert | 0.607 | 0.0177 | | |
| SE68 Meas | 0.618 | 0.018030 | | |
| SE68 Cert | 0.607 | 0.0177 | | |
| SE68 Meas | 0.608 | 0.017720 | | |
| SE68 Cert | 0.607 | 0.0177 | | |
| 794220 Orig | < 0.010 | < 0.000146 | | |
| 794220 Dup | < 0.010 | < 0.000146 | | |
| 794230 Orig | < 0.010 | < 0.000146 | | |
| 794230 Dup | < 0.010 | < 0.000146 | | |
| 794239 Orig | < 0.010 | 0.000277 | | |

## Quality Control

| Analyte Symbol | Au | Au | Au | Au |
|---|---|---|---|---|
| Unit Symbol | g/mt | oz/ton | g/tonne | oz/ton |
| Detection Limit | 0.010 | 0.000146 | 0.03 | 0.000876 |
| Analysis Method | FA-AA | FA-AA | FA-GRA | FA-GRA |
| 794239 Dup | | 0.000163 | | |
| 794240 Orig | 0.023 | 0.000671 | | |
| 794240 Split | 0.027 | 0.000796 | | |
| 794254 Orig | < 0.010 | 0.000230 | | |
| 794254 Dup | < 0.010 | < 0.000146 | | |
| 794260 Orig | < 0.010 | < 0.000146 | | |
| 794260 Split | 0.012 | 0.000335 | | |
| 794263 Orig | < 0.010 | < 0.000146 | | |
| 794263 Dup | < 0.010 | < 0.000146 | | |
| 794270 Orig | 0.016 | 0.000481 | | |
| 794270 Split | 0.013 | 0.000391 | | |
| 794272 Orig | < 0.010 | < 0.000146 | | |
| 794272 Dup | | 0.000309 | | |
| 794297 Orig | 0.040 | 0.001155 | | |
| 794297 Dup | | 0.000802 | | |
| 794300 Orig | 0.114 | 0.003330 | | |
| 794300 Split | 0.123 | 0.003590 | | |
| 794306 Orig | < 0.010 | < 0.000146 | | |
| 794306 Dup | < 0.010 | < 0.000146 | | |
| 794310 Orig | 0.016 | 0.000480 | | |
| 794310 Split | 0.024 | 0.000690 | | |
| 794327 Orig | 1.087 | 0.031700 | | |
| 794327 Dup | | 0.044420 | | |
| 794330 Orig | 0.246 | 0.007170 | | |
| 794330 Split | 0.242 | 0.007070 | | |
| 794339 Orig | 0.031 | 0.000901 | | |
| 794339 Dup | | 0.001581 | | |
| 794354 Orig | < 0.010 | 0.000210 | | |
| 794354 Dup | | 0.000659 | | |
| 794360 Orig | < 0.010 | 0.000204 | | |
| 794360 Split | < 0.010 | 0.000201 | | |
| 794363 Orig | < 0.010 | 0.000187 | | |
| 794363 Dup | | 0.000155 | | |
| 794372 Orig | < 0.010 | < 0.000146 | | |
| 794372 Dup | < 0.010 | < 0.000146 | | |
| 794375 Orig | 0.030 | 0.000866 | | |
| 794375 Dup | 0.050 | 0.001455 | | |
| 794387 Orig | 0.023 | 0.000662 | | |
| 794387 Dup | < 0.010 | < 0.000146 | | |
| 794390 Orig | < 0.010 | < 0.000146 | | |
| 794390 Split | < 0.010 | 0.000170 | | |
| 794397 Orig | < 0.010 | < 0.000146 | | |
| 794397 Dup | < 0.010 | < 0.000146 | | |
| 794407 Orig | < 0.010 | < 0.000146 | | |
| 794407 Dup | < 0.010 | < 0.000146 | | |
| 794410 Orig | < 0.010 | < 0.000146 | | |
| 794410 Split | < 0.010 | < 0.000146 | | |
| 794419 Orig | 0.032 | 0.000919 | | |
| 794419 Dup | | 0.001097 | | |
| 794420 Orig | 0.075 | 0.002180 | | |
| 794420 Split | 0.082 | 0.002400 | | |
| 794430 Orig | 0.010 | 0.000292 | | |
| 794430 Dup | | 0.000233 | | |
| 794440 Orig | 0.020 | 0.000592 | | |
| 794440 Dup | | 0.000621 | | |
| 794450 Orig | 0.011 | 0.000321 | | |
| 794450 Split | 0.011 | 0.000324 | | |

## Quality Control

| Analyte Symbol | Au | Au | Au | Au |
|---|---|---|---|---|
| **Unit Symbol** | g/mt | oz/ton | g/tonne | oz/ton |
| **Detection Limit** | 0.010 | 0.000146 | 0.03 | 0.000876 |
| **Analysis Method** | FA-AA | FA-AA | FA-GRA | FA-GRA |
| 794454 Orig | 0.038 | 0.001108 | | |
| 794454 Dup | 0.038 | 0.001117 | | |
| 794460 Orig | < 0.010 | < 0.000146 | | |
| 794460 Split | < 0.010 | < 0.000146 | | |
| 794463 Orig | 0.021 | 0.000601 | | |
| 794463 Dup | 0.021 | 0.000610 | | |
| 794473 Orig | 0.012 | 0.000335 | | |
| 794473 Dup | 0.016 | 0.000464 | | |
| 794480 Orig | < 0.010 | < 0.000146 | | |
| 794480 Split | < 0.010 | 0.000152 | | |
| 794487 Orig | 0.013 | 0.000370 | | |
| 794487 Dup | 0.010 | 0.000292 | | |
| Method Blank | < 0.010 | < 0.000146 | | |
| Method Blank | < 0.010 | < 0.000146 | | |
| Method Blank | < 0.010 | < 0.000146 | | |
| Method Blank | < 0.010 | < 0.000146 | | |
| Method Blank | < 0.010 | < 0.000146 | | |
| Method Blank | < 0.010 | < 0.000146 | | |
| Method Blank | < 0.010 | < 0.000146 | | |
| Method Blank | < 0.010 | < 0.000146 | | |
| Method Blank | < 0.010 | < 0.000146 | | |
| Method Blank | < 0.010 | < 0.000146 | | |
| Method Blank | < 0.010 | < 0.000146 | | |
| Method Blank | < 0.010 | < 0.000146 | | |
| Method Blank | < 0.010 | < 0.000146 | | |
| Method Blank | < 0.010 | < 0.000146 | | |
| Method Blank | < 0.010 | < 0.000146 | | |
| Method Blank | < 0.010 | < 0.000146 | | |
| Method Blank | < 0.010 | < 0.000146 | | |
| Method Blank | < 0.010 | < 0.000146 | | |
| Method Blank | < 0.010 | < 0.000146 | | |
| Method Blank | < 0.010 | < 0.000146 | | |
| Method Blank | | | < 0.03 | < 0.000876 |

*Quality Analysis ...* *Innovative Technologies*

**Date Submitted:** 27-Feb-13
**Invoice No.:** A13-02106
**Invoice Date:** 19-Mar-13
**Your Reference:**

**West Red Lake Gold Mines Inc.**
**1105-65 Queen Street West**
**Toronto ON M5H 2M5**
**Canada**

**ATTN: Vadim Galkin (Results)**

# CERTIFICATE OF ANALYSIS

310 Core samples were submitted for analysis.

The following analytical packages were requested: Code 1A2 - HY Lake Redlake Au - Fire Assay AA
Code 1A3-HY Lake Redlake Au - Fire Assay Gravimetric

REPORT **A13-02106**

This report may be reproduced without our consent. If only selected portions of the report are reproduced, permission must be obtained. If no instructions were given at time of sample submittal regarding excess material, it will be discarded within 90 days of this report. Our liability is limited solely to the analytical cost of these analyses. Test results are representative only of material submitted for analysis.

Notes:
1A3 on Au >10ppm

CERTIFIED BY :

Elitsa Hrischeva, Ph.D.
Quality Control

ISO/IEC 17025
SCC Accredited
LAB 266
LAB 266
Accrédité CCN

**ACTIVATION LABORATORIES LTD.**

1336 Sandhill Drive, Ancaster, Ontario Canada L9G 4V5 TELEPHONE +1.905.648.9611 or +1.888.228.5227 FAX +1.905.648.9613
E-MAIL Ancaster@actlabs.com ACTLABS GROUP WEBSITE www.actlabs.com

| **Analyte Symbol** | Au | Au | Au | Au |
|---|---|---|---|---|
| **Unit Symbol** | g/mt | oz/ton | g/tonne | oz/ton |
| **Detection Limit** | 0.010 | 0.000146 | 0.03 | 0.000876 |
| **Analysis Method** | FA-AA | FA-AA | FA-GRA | FA-GRA |
| 794491 | < 0.010 | < 0.000146 | | |
| 794492 | < 0.010 | < 0.000146 | | |
| 794493 | < 0.010 | < 0.000146 | | |
| 794494 | < 0.010 | < 0.000146 | | |
| 794495 | < 0.010 | < 0.000146 | | |
| 794496 | < 0.010 | < 0.000146 | | |
| 794497 | 0.066 | 0.001927 | | |
| 794498 | < 0.010 | < 0.000146 | | |
| 794499 | < 0.010 | < 0.000146 | | |
| 794500 | 0.017 | 0.000482 | | |
| 794501 | < 0.010 | 0.000147 | | |
| 794502 | < 0.010 | 0.000197 | | |
| 794503 | < 0.010 | < 0.000146 | | |
| 794504 | < 0.010 | 0.000209 | | |
| 794505 | 0.021 | 0.000617 | | |
| 794506 | 0.038 | 0.001103 | | |
| 794507 | 0.019 | 0.000546 | | |
| 794508 | 0.011 | 0.000321 | | |
| 794509 | < 0.010 | < 0.000146 | | |
| 794510 | < 0.010 | < 0.000146 | | |
| 794511 | < 0.010 | < 0.000146 | | |
| 794512 | < 0.010 | < 0.000146 | | |
| 794513 | 0.085 | 0.002492 | | |
| 794514 | 0.014 | 0.000404 | | |
| 794515 | < 0.010 | < 0.000146 | | |
| 794516 | < 0.010 | < 0.000146 | | |
| 794517 | < 0.010 | < 0.000146 | | |
| 794518 | 0.012 | 0.000364 | | |
| 794519 | < 0.010 | < 0.000146 | | |
| 794520 | < 0.010 | < 0.000146 | | |
| 794521 | 0.014 | 0.000397 | | |
| 794522 | < 0.010 | < 0.000146 | | |
| 794523 | < 0.010 | < 0.000146 | | |
| 794524 | < 0.010 | < 0.000146 | | |
| 794525 | < 0.010 | < 0.000146 | | |
| 794526 | < 0.010 | < 0.000146 | | |
| 794527 | < 0.010 | 0.000155 | | |
| 794528 | < 0.010 | < 0.000146 | | |
| 794529 | < 0.010 | < 0.000146 | | |
| 794530 | < 0.010 | 0.000282 | | |
| 794531 | < 0.010 | < 0.000146 | | |
| 794532 | 0.019 | 0.000563 | | |
| 794533 | < 0.010 | < 0.000146 | | |
| 794534 | 2.025 | 0.059059 | | |
| 794535 | < 0.010 | < 0.000146 | | |
| 794536 | 0.043 | 0.001252 | | |
| 794537 | < 0.010 | 0.000227 | | |
| 794538 | < 0.010 | < 0.000146 | | |
| 794539 | 0.014 | 0.000411 | | |
| 794540 | < 0.010 | 0.000281 | | |
| 794541 | < 0.010 | 0.000199 | | |
| 794542 | 0.020 | 0.000576 | | |

| **Analyte Symbol** | Au | Au | Au | Au |
|---|---|---|---|---|
| **Unit Symbol** | g/mt | oz/ton | g/tonne | oz/ton |
| **Detection Limit** | 0.010 | 0.000146 | 0.03 | 0.000876 |
| **Analysis Method** | FA-AA | FA-AA | FA-GRA | FA-GRA |
| 794543 | 0.045 | 0.001300 | | |
| 794544 | < 0.010 | 0.000150 | | |
| 794545 | 0.075 | 0.002200 | | |
| 794546 | < 0.010 | 0.000171 | | |
| 794547 | < 0.010 | < 0.000146 | | |
| 794548 | < 0.010 | < 0.000146 | | |
| 794549 | < 0.010 | < 0.000146 | | |
| 794550 | < 0.010 | < 0.000146 | | |
| 794551 | < 0.010 | 0.000146 | | |
| 794552 | < 0.010 | 0.000200 | | |
| 794553 | < 0.010 | 0.000191 | | |
| 794554 | < 0.010 | < 0.000146 | | |
| 794555 | < 0.010 | < 0.000146 | | |
| 794556 | < 0.010 | < 0.000146 | | |
| 794557 | < 0.010 | < 0.000146 | | |
| 794558 | < 0.010 | 0.000211 | | |
| 794559 | < 0.010 | < 0.000146 | | |
| 794560 | < 0.010 | < 0.000146 | | |
| 794561 | < 0.010 | 0.000189 | | |
| 794562 | 0.027 | 0.000784 | | |
| 794563 | < 0.010 | < 0.000146 | | |
| 794564 | < 0.010 | < 0.000146 | | |
| 794565 | < 0.010 | < 0.000146 | | |
| 794566 | < 0.010 | < 0.000146 | | |
| 794567 | < 0.010 | < 0.000146 | | |
| 794568 | < 0.010 | < 0.000146 | | |
| 794569 | 0.013 | 0.000377 | | |
| 794570 | < 0.010 | < 0.000146 | | |
| 794571 | < 0.010 | 0.000216 | | |
| 794572 | 0.078 | 0.002283 | | |
| 794573 | 0.014 | 0.000417 | | |
| 794574 | < 0.010 | < 0.000146 | | |
| 794575 | < 0.010 | < 0.000146 | | |
| 794576 | < 0.010 | < 0.000146 | | |
| 794577 | < 0.010 | < 0.000146 | | |
| 794578 | 0.024 | 0.000711 | | |
| 794579 | 0.012 | 0.000362 | | |
| 794580 | 0.064 | 0.001877 | | |
| 794581 | < 0.010 | < 0.000146 | | |
| 794582 | < 0.010 | < 0.000146 | | |
| 794583 | 0.015 | 0.000452 | | |
| 794584 | < 0.010 | < 0.000146 | | |
| 794585 | 0.029 | 0.000840 | | |
| 794586 | 0.013 | 0.000381 | | |
| 794587 | < 0.010 | 0.000180 | | |
| 794588 | < 0.010 | 0.000202 | | |
| 794589 | < 0.010 | 0.000261 | | |
| 794590 | < 0.010 | < 0.000146 | | |
| 794591 | 0.018 | 0.000523 | | |
| 794592 | 0.027 | 0.000801 | | |
| 794593 | 0.028 | 0.000807 | | |
| 794594 | 0.036 | 0.001054 | | |

| **Analyte Symbol** | Au | Au | Au | Au |
|---|---|---|---|---|
| **Unit Symbol** | g/mt | oz/ton | g/tonne | oz/ton |
| **Detection Limit** | 0.010 | 0.000146 | 0.03 | 0.000876 |
| **Analysis Method** | FA-AA | FA-AA | FA-GRA | FA-GRA |
| 794595 | < 0.010 | < 0.000146 | | |
| 794596 | < 0.010 | < 0.000146 | | |
| 794597 | < 0.010 | < 0.000146 | | |
| 794598 | < 0.010 | 0.000265 | | |
| 794599 | 0.012 | 0.000342 | | |
| 794600 | 0.012 | 0.000352 | | |
| 794601 | 0.471 | 0.013738 | | |
| 794602 | < 0.010 | < 0.000146 | | |
| 794603 | 0.017 | 0.000509 | | |
| 794604 | < 0.010 | 0.000161 | | |
| 794605 | < 0.010 | < 0.000146 | | |
| 794606 | < 0.010 | < 0.000146 | | |
| 794607 | < 0.010 | < 0.000146 | | |
| 794608 | < 0.010 | < 0.000146 | | |
| 794609 | 0.013 | 0.000372 | | |
| 794610 | < 0.010 | < 0.000146 | | |
| 794611 | < 0.010 | 0.000181 | | |
| 794612 | 0.037 | 0.001084 | | |
| 794613 | 0.022 | 0.000649 | | |
| 794614 | < 0.010 | < 0.000146 | | |
| 794615 | 0.030 | 0.000865 | | |
| 794616 | < 0.010 | < 0.000146 | | |
| 794617 | < 0.010 | < 0.000146 | | |
| 794618 | < 0.010 | 0.000250 | | |
| 794619 | < 0.010 | < 0.000146 | | |
| 794620 | < 0.010 | 0.000191 | | |
| 794621 | < 0.010 | 0.000150 | | |
| 794622 | < 0.010 | < 0.000146 | | |
| 794623 | < 0.010 | < 0.000146 | | |
| 794624 | < 0.010 | < 0.000146 | | |
| 794625 | < 0.010 | 0.000169 | | |
| 794626 | 0.147 | 0.004291 | | |
| 794627 | < 0.010 | 0.000239 | | |
| 794628 | < 0.010 | 0.000165 | | |
| 794629 | < 0.010 | 0.000195 | | |
| 794630 | < 0.010 | < 0.000146 | | |
| 794631 | < 0.010 | < 0.000146 | | |
| 794632 | 0.061 | 0.001785 | | |
| 794633 | 0.039 | 0.001146 | | |
| 794634 | 1.845 | 0.053816 | | |
| 794635 | 0.086 | 0.002522 | | |
| 794636 | 0.090 | 0.002633 | | |
| 794637 | 0.021 | 0.000622 | | |
| 794638 | < 0.010 | 0.000197 | | |
| 794639 | 0.013 | 0.000365 | | |
| 794640 | < 0.010 | 0.000273 | | |
| 794641 | 0.022 | 0.000650 | | |
| 794642 | 0.033 | 0.000951 | | |
| 794643 | 0.026 | 0.000745 | | |
| 794644 | 0.025 | 0.000738 | | |
| 794645 | < 0.010 | < 0.000146 | | |
| 794646 | < 0.010 | 0.000169 | | |

| **Analyte Symbol** | Au | Au | Au | Au |
|---|---|---|---|---|
| **Unit Symbol** | g/mt | oz/ton | g/tonne | oz/ton |
| **Detection Limit** | 0.010 | 0.000146 | 0.03 | 0.000876 |
| **Analysis Method** | FA-AA | FA-AA | FA-GRA | FA-GRA |
| 794647 | < 0.010 | < 0.000146 | | |
| 794648 | < 0.010 | 0.000254 | | |
| 794649 | 0.012 | 0.000338 | | |
| 794650 | 0.046 | 0.001355 | | |
| 794651 | < 0.010 | 0.000218 | | |
| 794652 | 0.013 | 0.000366 | | |
| 794653 | < 0.010 | 0.000186 | | |
| 794654 | < 0.010 | 0.000193 | | |
| 794655 | 0.011 | 0.000318 | | |
| 794656 | 0.010 | 0.000295 | | |
| 794657 | 0.016 | 0.000458 | | |
| 794658 | < 0.010 | 0.000171 | | |
| 794659 | 0.021 | 0.000599 | | |
| 794660 | < 0.010 | 0.000162 | | |
| 794661 | < 0.010 | < 0.000146 | | |
| 794662 | < 0.010 | 0.000249 | | |
| 794663 | 0.012 | 0.000341 | | |
| 794664 | 0.030 | 0.000874 | | |
| 794665 | < 0.010 | 0.000159 | | |
| 794666 | < 0.010 | < 0.000146 | | |
| 794667 | < 0.010 | < 0.000146 | | |
| 794668 | < 0.010 | < 0.000146 | | |
| 794669 | < 0.010 | < 0.000146 | | |
| 794670 | < 0.010 | < 0.000146 | | |
| 794671 | < 0.010 | < 0.000146 | | |
| 794672 | < 0.010 | < 0.000146 | | |
| 794673 | < 0.010 | < 0.000146 | | |
| 794674 | < 0.010 | < 0.000146 | | |
| 794675 | < 0.010 | < 0.000146 | | |
| 794676 | < 0.010 | < 0.000146 | | |
| 794677 | < 0.010 | < 0.000146 | | |
| 794678 | 0.012 | 0.000357 | | |
| 794679 | < 0.010 | 0.000233 | | |
| 794680 | 0.049 | 0.001437 | | |
| 794681 | 0.191 | 0.005576 | | |
| 794682 | 3.911 | 0.114084 | | |
| 794683 | 0.025 | 0.000734 | | |
| 794684 | < 0.010 | < 0.000146 | | |
| 794685 | 0.031 | 0.000903 | | |
| 794686 | 0.048 | 0.001411 | | |
| 794687 | 0.032 | 0.000933 | | |
| 794688 | 0.038 | 0.001097 | | |
| 794689 | 0.013 | 0.000370 | | |
| 794690 | 0.014 | 0.000421 | | |
| 794691 | 0.029 | 0.000841 | | |
| 794692 | < 0.010 | 0.000194 | | |
| 794693 | < 0.010 | < 0.000146 | | |
| 794694 | 0.031 | 0.000892 | | |
| 794695 | < 0.010 | 0.000393 | | |
| 794696 | 0.024 | 0.000698 | | |
| 794697 | 0.010 | 0.000298 | | |
| 794698 | 0.023 | 0.000680 | | |

| Analyte Symbol | Au | Au | Au | Au |
|---|---|---|---|---|
| Unit Symbol | g/mt | oz/ton | g/tonne | oz/ton |
| Detection Limit | 0.010 | 0.000146 | 0.03 | 0.000876 |
| Analysis Method | FA-AA | FA-AA | FA-GRA | FA-GRA |
| 794699 | < 0.010 | 0.000218 | | |
| 794700 | < 0.010 | < 0.000146 | | |
| 794701 | 0.060 | 0.001756 | | |
| 794702 | 0.151 | 0.004393 | | |
| 794703 | 0.077 | 0.002244 | | |
| 794704 | > 5.000 | > 0.146000 | 9.32 | 0.271965 |
| 794705 | 0.016 | 0.000466 | | |
| 794706 | 0.026 | 0.000749 | | |
| 794707 | 0.011 | 0.000325 | | |
| 794708 | 0.014 | 0.000402 | | |
| 794709 | 0.028 | 0.000807 | | |
| 794710 | 0.055 | 0.001604 | | |
| 794711 | 0.031 | 0.000901 | | |
| 794712 | 0.016 | 0.000480 | | |
| 794713 | < 0.010 | < 0.000146 | | |
| 794714 | < 0.010 | < 0.000146 | | |
| 794715 | < 0.010 | < 0.000146 | | |
| 794716 | < 0.010 | < 0.000146 | | |
| 794717 | < 0.010 | < 0.000146 | | |
| 794718 | 0.014 | 0.000406 | | |
| 794719 | 0.012 | 0.000357 | | |
| 794720 | < 0.010 | < 0.000146 | | |
| 794721 | < 0.010 | < 0.000146 | | |
| 794722 | < 0.010 | 0.000179 | | |
| 794723 | 0.010 | 0.000306 | | |
| 794724 | 0.069 | 0.002004 | | |
| 794725 | 0.119 | 0.003477 | | |
| 794726 | < 0.010 | < 0.000146 | | |
| 794727 | < 0.010 | 0.000180 | | |
| 794728 | < 0.010 | < 0.000146 | | |
| 794729 | < 0.010 | 0.000193 | | |
| 794730 | < 0.010 | < 0.000146 | | |
| 794731 | < 0.010 | 0.000147 | | |
| 794732 | < 0.010 | 0.000262 | | |
| 794733 | < 0.010 | < 0.000146 | | |
| 794734 | 1.939 | 0.056542 | | |
| 794735 | 0.018 | 0.000517 | | |
| 794736 | 0.109 | 0.003190 | | |
| 794737 | 0.015 | 0.000438 | | |
| 794738 | 0.018 | 0.000537 | | |
| 794739 | 0.034 | 0.000982 | | |
| 794740 | 0.059 | 0.001708 | | |
| 794741 | 0.026 | 0.000765 | | |
| 794742 | 0.011 | 0.000326 | | |
| 794743 | 0.020 | 0.000592 | | |
| 794744 | 0.029 | 0.000845 | | |
| 794745 | < 0.010 | 0.000190 | | |
| 794746 | < 0.010 | 0.000211 | | |
| 794747 | < 0.010 | 0.000193 | | |
| 794748 | 0.050 | 0.001452 | | |
| 794749 | < 0.010 | 0.000225 | | |
| 794750 | < 0.010 | 0.000157 | | |

| Analyte Symbol | Au | Au | Au | Au |
|---|---|---|---|---|
| Unit Symbol | g/mt | oz/ton | g/tonne | oz/ton |
| Detection Limit | 0.010 | 0.000146 | 0.03 | 0.000876 |
| Analysis Method | FA-AA | FA-AA | FA-GRA | FA-GRA |
| 794751 | < 0.010 | 0.000190 | | |
| 794752 | < 0.010 | 0.000173 | | |
| 794753 | < 0.010 | 0.000227 | | |
| 794754 | < 0.010 | 0.000167 | | |
| 794755 | < 0.010 | 0.000175 | | |
| 794756 | < 0.010 | 0.000233 | | |
| 794757 | < 0.010 | 0.000226 | | |
| 794758 | < 0.010 | 0.000191 | | |
| 794759 | 0.023 | 0.000683 | | |
| 794760 | 0.072 | 0.002102 | | |
| 794761 | < 0.010 | < 0.000146 | | |
| 794762 | 0.029 | 0.000859 | | |
| 794763 | 0.013 | 0.000372 | | |
| 794764 | < 0.010 | 0.000183 | | |
| 794765 | 0.024 | 0.000699 | | |
| 794766 | 0.022 | 0.000645 | | |
| 794767 | < 0.010 | < 0.000146 | | |
| 794768 | < 0.010 | 0.000222 | | |
| 794769 | < 0.010 | < 0.000146 | | |
| 794770 | 0.021 | 0.000613 | | |
| 794771 | < 0.010 | 0.000244 | | |
| 794772 | 0.016 | 0.000460 | | |
| 794773 | 0.045 | 0.001301 | | |
| 794774 | < 0.010 | 0.000194 | | |
| 794775 | < 0.010 | 0.000152 | | |
| 794776 | < 0.010 | 0.000175 | | |
| 794777 | 0.020 | 0.000579 | | |
| 794778 | 0.439 | 0.012791 | | |
| 794779 | 0.111 | 0.003238 | | |
| 794780 | < 0.010 | 0.000378 | | |
| 794781 | 0.019 | 0.000563 | | |
| 794782 | 0.013 | 0.000394 | | |
| 794783 | 0.035 | 0.001019 | | |
| 794784 | < 0.010 | < 0.000146 | | |
| 794785 | 0.038 | 0.001096 | | |
| 794786 | 0.200 | 0.005836 | | |
| 794787 | 0.058 | 0.001695 | | |
| 794788 | 0.046 | 0.001345 | | |
| 794789 | 0.014 | 0.000416 | | |
| 794790 | 0.024 | 0.000686 | | |
| 794791 | 0.027 | 0.000776 | | |
| 794792 | 0.112 | 0.003279 | | |
| 794793 | < 0.010 | 0.000229 | | |
| 794794 | 0.021 | 0.000604 | | |
| 794795 | 0.011 | 0.000306 | | |
| 794796 | 0.039 | 0.001142 | | |
| 794797 | 0.128 | 0.003729 | | |
| 794798 | 0.197 | 0.005753 | | |
| 794799 | 0.017 | 0.000499 | | |
| 794800 | 0.012 | 0.000350 | | |

## Quality Control

| Analyte Symbol | Au | Au | Au | Au |
|---|---|---|---|---|
| Unit Symbol | g/tonne | g/mt | oz/ton | oz/ton |
| Detection Limit | 0.03 | 0.010 | 0.000876 | 0.000146 |
| Analysis Method | FA-GRA | FA-AA | FA-GRA | FA-AA |
| OXK94 Meas | 3.69 | | 0.107711 | |
| OXK94 Cert | 3.56 | | 0.103891 | |
| OXN92 Meas | 7.86 | | 0.229165 | |
| OXN92 Cert | 7.64 | | 0.22 | |
| OxD108 Meas | | 0.403 | | 0.011749 |
| OxD108 Cert | | 0.414 | | 0.012 |
| OxD108 Meas | | 0.426 | | 0.012412 |
| OxD108 Cert | | 0.414 | | 0.012 |
| OxD108 Meas | | 0.413 | | 0.012048 |
| OxD108 Cert | | 0.414 | | 0.012 |
| OxD108 Meas | | 0.415 | | 0.012090 |
| OxD108 Cert | | 0.414 | | 0.012 |
| OxD108 Meas | | 0.414 | | 0.012077 |
| OxD108 Cert | | 0.414 | | 0.012 |
| OxD108 Meas | | 0.422 | | 0.012322 |
| OxD108 Cert | | 0.414 | | 0.012 |
| OxD108 Meas | | 0.422 | | 0.012295 |
| OxD108 Cert | | 0.414 | | 0.012 |
| OxD108 Meas | | 0.414 | | 0.012064 |
| OxD108 Cert | | 0.414 | | 0.012 |
| OxD108 Meas | | 0.421 | | 0.012284 |
| OxD108 Cert | | 0.414 | | 0.012 |
| OxD108 Meas | | 0.416 | | 0.012137 |
| OxD108 Cert | | 0.414 | | 0.012 |
| SG66 Meas | | 1.085 | | 0.031643 |
| SG66 Cert | | 1.086 | | 0.031675 |
| SG66 Meas | | 1.087 | | 0.031707 |
| SG66 Cert | | 1.086 | | 0.031675 |
| SG66 Meas | | 1.065 | | 0.031063 |
| SG66 Cert | | 1.086 | | 0.031675 |
| SG66 Meas | | 1.112 | | 0.032446 |
| SG66 Cert | | 1.086 | | 0.031675 |
| SG66 Meas | | 1.090 | | 0.031777 |
| SG66 Cert | | 1.086 | | 0.031675 |
| SG66 Meas | | 1.075 | | 0.031351 |
| SG66 Cert | | 1.086 | | 0.031675 |
| SG66 Meas | | 1.077 | | 0.031413 |
| SG66 Cert | | 1.086 | | 0.031675 |
| SG66 Meas | | 1.119 | | 0.032645 |
| SG66 Cert | | 1.086 | | 0.031675 |
| SG66 Meas | | 1.123 | | 0.032768 |
| SG66 Cert | | 1.086 | | 0.031675 |
| SG66 Meas | | 1.129 | | 0.032928 |
| SG66 Cert | | 1.086 | | 0.031675 |
| SG66 Meas | | 1.102 | | 0.032143 |
| SG66 Cert | | 1.086 | | 0.031675 |
| 794510 Orig | | < 0.010 | | < 0.000146 |
| 794510 Dup | | < 0.010 | | < 0.000146 |
| 794520 Orig | | < 0.010 | | < 0.000146 |
| 794520 Split | | < 0.010 | | < 0.000146 |
| 794520 Orig | | < 0.010 | | < 0.000146 |
| 794520 Dup | | < 0.010 | | < 0.000146 |
| 794535 Orig | | < 0.010 | | < 0.000146 |
| 794535 Dup | | < 0.010 | | < 0.000146 |
| 794540 Orig | | < 0.010 | | 0.000281 |
| 794540 Split | | < 0.010 | | 0.000281 |
| 794550 Orig | | < 0.010 | | < 0.000146 |

## Quality Control

| Analyte Symbol | Au | Au | Au | Au |
|---|---|---|---|---|
| Unit Symbol | g/tonne | g/mt | oz/ton | oz/ton |
| Detection Limit | 0.03 | 0.010 | 0.000876 | 0.000146 |
| Analysis Method | FA-GRA | FA-AA | FA-GRA | FA-AA |
| 794550 Split | | < 0.010 | | < 0.000146 |
| 794555 Orig | | < 0.010 | | < 0.000146 |
| 794555 Dup | | < 0.010 | | < 0.000146 |
| 794570 Orig | | < 0.010 | | < 0.000146 |
| 794570 Dup | | < 0.010 | | < 0.000146 |
| 794580 Orig | | 0.064 | | 0.001877 |
| 794580 Split | | 0.057 | | 0.001675 |
| 794580 Orig | | 0.063 | | 0.001823 |
| 794580 Dup | | 0.066 | | 0.001931 |
| 794590 Orig | | < 0.010 | | < 0.000146 |
| 794590 Split | | < 0.010 | | < 0.000146 |
| 794590 Orig | | < 0.010 | | < 0.000146 |
| 794590 Dup | | < 0.010 | | < 0.000146 |
| 794605 Orig | | < 0.010 | | < 0.000146 |
| 794605 Dup | | < 0.010 | | < 0.000146 |
| 794610 Orig | | < 0.010 | | < 0.000146 |
| 794610 Split | | < 0.010 | | < 0.000146 |
| 794615 Orig | | 0.025 | | 0.000726 |
| 794615 Dup | | 0.034 | | 0.001004 |
| 794625 Orig | | < 0.010 | | 0.000157 |
| 794625 Dup | | < 0.010 | | 0.000181 |
| 794640 Orig | | < 0.010 | | 0.000273 |
| 794640 Split | | 0.010 | | 0.000293 |
| 794640 Orig | | < 0.010 | | 0.000216 |
| 794640 Dup | | 0.011 | | 0.000329 |
| 794650 Orig | | 0.046 | | 0.001340 |
| 794650 Dup | | 0.047 | | 0.001369 |
| 794660 Orig | | < 0.010 | | 0.000156 |
| 794660 Dup | | < 0.010 | | 0.000169 |
| 794670 Orig | | < 0.010 | | < 0.000146 |
| 794670 Split | | 0.016 | | 0.000481 |
| 794675 Orig | | < 0.010 | | < 0.000146 |
| 794675 Dup | | < 0.010 | | < 0.000146 |
| 794690 Orig | | 0.014 | | 0.000421 |
| 794690 Split | | 0.033 | | 0.000971 |
| 794695 Orig | | < 0.010 | | 0.000151 |
| 794695 Dup | | 0.022 | | 0.000635 |
| 794700 Orig | | < 0.010 | | < 0.000146 |
| 794700 Split | | < 0.010 | | < 0.000146 |
| 794710 Orig | | 0.049 | | 0.001429 |
| 794710 Dup | | 0.061 | | 0.001778 |
| 794720 Orig | | < 0.010 | | 0.000156 |
| 794720 Dup | | < 0.010 | | < 0.000146 |
| 794730 Orig | | < 0.010 | | < 0.000146 |
| 794730 Split | | < 0.010 | | < 0.000146 |
| 794730 Orig | | < 0.010 | | < 0.000146 |
| 794730 Dup | | < 0.010 | | < 0.000146 |
| 794740 Orig | | 0.059 | | 0.001708 |
| 794740 Split | | 0.047 | | 0.001384 |
| 794745 Orig | | < 0.010 | | 0.000191 |
| 794745 Dup | | < 0.010 | | 0.000190 |
| 794755 Orig | | < 0.010 | | 0.000156 |
| 794755 Dup | | < 0.010 | | 0.000194 |
| 794760 Orig | | 0.072 | | 0.002102 |
| 794760 Split | | 0.085 | | 0.002479 |
| 794765 Orig | | 0.025 | | 0.000735 |
| 794765 Dup | | 0.023 | | 0.000662 |

## Quality Control

| Analyte Symbol | Au | Au | Au | Au |
|---|---|---|---|---|
| Unit Symbol | g/tonne | g/mt | oz/ton | oz/ton |
| Detection Limit | 0.03 | 0.010 | 0.000876 | 0.000146 |
| Analysis Method | FA-GRA | FA-AA | FA-GRA | FA-AA |
| 794780 Orig | | 0.018 | | 0.000537 |
| 794780 Dup | | < 0.010 | | 0.000218 |
| 794790 Orig | | 0.024 | | 0.000686 |
| 794790 Split | | 0.022 | | 0.000655 |
| 794790 Orig | | 0.023 | | 0.000671 |
| 794790 Dup | | 0.024 | | 0.000702 |
| 794800 Orig | | 0.013 | | 0.000391 |
| 794800 Dup | | 0.011 | | 0.000310 |
| Method Blank | | < 0.010 | | < 0.000146 |
| Method Blank | | < 0.010 | | < 0.000146 |
| Method Blank | | < 0.010 | | < 0.000146 |
| Method Blank | | < 0.010 | | < 0.000146 |
| Method Blank | | < 0.010 | | < 0.000146 |
| Method Blank | | < 0.010 | | < 0.000146 |
| Method Blank | | < 0.010 | | < 0.000146 |
| Method Blank | | < 0.010 | | < 0.000146 |
| Method Blank | | < 0.010 | | < 0.000146 |
| Method Blank | | < 0.010 | | < 0.000146 |
| Method Blank | | < 0.010 | | < 0.000146 |
| Method Blank | | < 0.010 | | < 0.000146 |
| Method Blank | | < 0.010 | | < 0.000146 |
| Method Blank | | < 0.010 | | < 0.000146 |
| Method Blank | | < 0.010 | | < 0.000146 |
| Method Blank | | < 0.010 | | < 0.000146 |
| Method Blank | | < 0.010 | | < 0.000146 |
| Method Blank | | < 0.010 | | < 0.000146 |
| Method Blank | | < 0.010 | | < 0.000146 |
| Method Blank | < 0.03 | | < 0.000876 | |
| Method Blank | < 0.03 | | < 0.000876 | |

*Quality Analysis ...* *Innovative Technologies*

**Date Submitted:** 27-Feb-13
**Invoice No.:** A13-02106-ReAssay
**Invoice Date:** 04-Apr-13
**Your Reference:**

**West Red Lake Gold Mines Inc.**
**1105-65 Queen Street West**
**Toronto ON M5H 2M5**
**Canada**

**ATTN: Vadim Galkin (Results)**

# CERTIFICATE OF ANALYSIS

310 Core samples were submitted for analysis.

The following analytical packages were requested:

Code 1A2 - HY Lake Redlake Au - Fire Assay AA
Code 1A2-RedLake Au - Fire Assay AA
Code 1A3-HY Lake Redlake Au - Fire Assay Gravimetric

REPORT **A13-02106-ReAssa**

This report may be reproduced without our consent. If only selected portions of the report are reproduced, permission must be obtained. If no instructions were given at time of sample submittal regarding excess material, it will be discarded within 90 days of this report. Our liability is limited solely to the analytical cost of these analyses. Test results are representative only of material submitted for analysis.

Notes:
1A3 on Au >10ppm
If value exceeds upper limit we recommend reassay by fire assay gravimetric-Code 1A3

CERTIFIED BY :

Emmanuel Eseme , Ph.D.
Quality Control

ISO/IEC 17025
SCC Accredited
LAB 266
LAB 266
Accrédité CCN

**ACTIVATION LABORATORIES LTD.**

1336 Sandhill Drive, Ancaster, Ontario Canada L9G 4V5 TELEPHONE +1.905.648.9611 or +1.888.228.5227 FAX +1.905.648.9613
E-MAIL Ancaster@actlabs.com ACTLABS GROUP WEBSITE www.actlabs.com

| **Analyte Symbol** | Au | Au |
|---|---|---|
| **Unit Symbol** | g/mt | oz/ton |
| **Detection Limit** | 0.010 | 0.000146 |
| **Analysis Method** | FA-AA | FA-AA |
| 794584 | < 0.010 | 0.000178 |
| 794684 | < 0.010 | < 0.000146 |
| 794784 | < 0.010 | 0.000158 |

## Quality Control

| **Analyte Symbol** | Au | Au |
|---|---|---|
| **Unit Symbol** | g/mt | oz/ton |
| **Detection Limit** | 0.010 | 0.000146 |
| **Analysis Method** | FA-AA | FA-AA |
| OxD108 Meas | 0.431 | 0.012564 |
| OxD108 Cert | 0.414 | 0.012 |
| SG66 Meas | 1.142 | 0.033313 |
| SG66 Cert | 1.086 | 0.031675 |
| Method Blank | < 0.010 | < 0.000146 |
| Method Blank | < 0.010 | < 0.000146 |

*Quality Analysis ...* *Innovative Technologies*

**Date Submitted:** 06-Mar-13
**Invoice No.:** A13-02517
**Invoice Date:** 26-Mar-13
**Your Reference:**

**West Red Lake Gold Mines Inc.**
**1105-65 Queen Street West**
**Toronto ON M5H 2M5**
**Canada**

**ATTN: Vadim Galkin (Results)**

# CERTIFICATE OF ANALYSIS

663 Core samples, 14 Pulp samples and 14 sand samples were submitted for analysis.

The following analytical packages were requested: Code 1A2 - HY Lake Redlake Au - Fire Assay AA
Code 1A3-HY Lake Redlake Au - Fire Assay Gravimetric

REPORT **A13-02517**

This report may be reproduced without our consent. If only selected portions of the report are reproduced, permission must be obtained. If no instructions were given at time of sample submittal regarding excess material, it will be discarded within 90 days of this report. Our liability is limited solely to the analytical cost of these analyses. Test results are representative only of material submitted for analysis.

Notes:
1A3 on Au >10ppm

CERTIFIED BY :

Emmanuel Eseme , Ph.D.
Quality Control

ISO/IEC 17025
SCC Accredited
LAB 266
LAB 266
Accrédité CCN

**ACTIVATION LABORATORIES LTD.**

1336 Sandhill Drive, Ancaster, Ontario Canada L9G 4V5 TELEPHONE +1.905.648.9611 or +1.888.228.5227 FAX +1.905.648.9613
E-MAIL Ancaster@actlabs.com ACTLABS GROUP WEBSITE www.actlabs.com

| **Analyte Symbol** | Au | Au | Au | Au |
|---|---|---|---|---|
| **Unit Symbol** | g/mt | oz/ton | g/tonne | oz/ton |
| **Detection Limit** | 0.010 | 0.000146 | 0.03 | 0.000876 |
| **Analysis Method** | FA-AA | FA-AA | FA-GRA | FA-GRA |
| 794801 | 0.032 | 0.000923 | | |
| 794802 | < 0.010 | 0.000198 | | |
| 794803 | < 0.010 | < 0.000146 | | |
| 794804 | < 0.010 | 0.000202 | | |
| 794805 | 0.025 | 0.000740 | | |
| 794806 | 0.035 | 0.001032 | | |
| 794807 | < 0.010 | < 0.000146 | | |
| 794808 | 0.015 | 0.000441 | | |
| 794809 | 0.019 | 0.000542 | | |
| 794810 | < 0.010 | < 0.000146 | | |
| 794811 | 0.031 | 0.000891 | | |
| 794812 | < 0.010 | 0.000245 | | |
| 794813 | < 0.010 | < 0.000146 | | |
| 794814 | < 0.010 | < 0.000146 | | |
| 794815 | < 0.010 | < 0.000146 | | |
| 794816 | < 0.010 | < 0.000146 | | |
| 794817 | < 0.010 | < 0.000146 | | |
| 794818 | < 0.010 | 0.000257 | | |
| 794819 | < 0.010 | < 0.000146 | | |
| 794820 | < 0.010 | < 0.000146 | | |
| 794821 | < 0.010 | < 0.000146 | | |
| 794822 | 0.012 | 0.000351 | | |
| 794823 | 0.016 | 0.000455 | | |
| 794824 | < 0.010 | < 0.000146 | | |
| 794825 | < 0.010 | < 0.000146 | | |
| 794826 | < 0.010 | < 0.000146 | | |
| 794827 | 0.023 | 0.000672 | | |
| 794828 | < 0.010 | < 0.000146 | | |
| 794829 | < 0.010 | < 0.000146 | | |
| 794830 | < 0.010 | < 0.000146 | | |
| 794831 | < 0.010 | < 0.000146 | | |
| 794832 | 0.022 | 0.000636 | | |
| 794833 | 0.012 | 0.000361 | | |
| 794834 | 1.904 | 0.055520 | | |
| 794835 | < 0.010 | < 0.000146 | | |
| 794836 | < 0.010 | 0.000250 | | |
| 794837 | 0.012 | 0.000356 | | |
| 794838 | < 0.010 | < 0.000146 | | |
| 794839 | < 0.010 | 0.000155 | | |
| 794840 | < 0.010 | < 0.000146 | | |
| 794841 | < 0.010 | 0.000151 | | |
| 794842 | < 0.010 | < 0.000146 | | |
| 794843 | < 0.010 | < 0.000146 | | |
| 794844 | < 0.010 | < 0.000146 | | |
| 794845 | < 0.010 | < 0.000146 | | |
| 794846 | < 0.010 | < 0.000146 | | |
| 794847 | < 0.010 | < 0.000146 | | |
| 794848 | < 0.010 | < 0.000146 | | |
| 794849 | < 0.010 | < 0.000146 | | |
| 794850 | < 0.010 | < 0.000146 | | |
| 794851 | < 0.010 | < 0.000146 | | |
| 794852 | < 0.010 | < 0.000146 | | |

| Analyte Symbol | Au | Au | Au | Au |
|---|---|---|---|---|
| Unit Symbol | g/mt | oz/ton | g/tonne | oz/ton |
| Detection Limit | 0.010 | 0.000146 | 0.03 | 0.000876 |
| Analysis Method | FA-AA | FA-AA | FA-GRA | FA-GRA |
| 794853 | 0.014 | 0.000409 | | |
| 794854 | < 0.010 | < 0.000146 | | |
| 794855 | < 0.010 | < 0.000146 | | |
| 794856 | < 0.010 | < 0.000146 | | |
| 794857 | < 0.010 | 0.000195 | | |
| 794858 | < 0.010 | < 0.000146 | | |
| 794859 | 0.011 | 0.000322 | | |
| 794860 | < 0.010 | 0.000199 | | |
| 794861 | 0.024 | 0.000703 | | |
| 794862 | 0.072 | 0.002105 | | |
| 794863 | 0.052 | 0.001519 | | |
| 794864 | 0.136 | 0.003953 | | |
| 794865 | < 0.010 | 0.000279 | | |
| 794866 | 0.018 | 0.000529 | | |
| 794867 | < 0.010 | < 0.000146 | | |
| 794868 | 0.152 | 0.004437 | | |
| 794869 | 0.450 | 0.013113 | | |
| 794870 | 0.157 | 0.004590 | | |
| 794871 | 0.291 | 0.008495 | | |
| 794872 | 0.059 | 0.001727 | | |
| 794873 | 0.221 | 0.006453 | | |
| 794874 | 3.989 | 0.116335 | | |
| 794875 | > 5.000 | > 0.146000 | 5.75 | 0.167688 |
| 794876 | 1.526 | 0.044514 | | |
| 794877 | 0.404 | 0.011793 | | |
| 794878 | 0.086 | 0.002514 | | |
| 794879 | 0.016 | 0.000461 | | |
| 794880 | 0.027 | 0.000777 | | |
| 794881 | 0.014 | 0.000419 | | |
| 794882 | 0.032 | 0.000932 | | |
| 794883 | 0.028 | 0.000809 | | |
| 794884 | < 0.010 | < 0.000146 | | |
| 794885 | 0.035 | 0.001007 | | |
| 794886 | 0.122 | 0.003548 | | |
| 794887 | 0.146 | 0.004265 | | |
| 794888 | < 0.010 | 0.000178 | | |
| 794889 | < 0.010 | < 0.000146 | | |
| 794890 | 0.011 | 0.000328 | | |
| 794891 | 0.128 | 0.003732 | | |
| 794892 | 0.081 | 0.002373 | | |
| 794893 | < 0.010 | 0.000179 | | |
| 794894 | 0.014 | 0.000403 | | |
| 794895 | < 0.010 | 0.000221 | | |
| 794896 | < 0.010 | 0.000280 | | |
| 794897 | < 0.010 | < 0.000146 | | |
| 794898 | 0.049 | 0.001419 | | |
| 794899 | 0.013 | 0.000384 | | |
| 794900 | 0.013 | 0.000384 | | |
| 794901 | < 0.010 | 0.000251 | | |
| 794902 | 0.016 | 0.000470 | | |
| 794903 | < 0.010 | 0.000157 | | |
| 794904 | < 0.010 | 0.000228 | | |

| **Analyte Symbol** | Au | Au | Au | Au |
|---|---|---|---|---|
| **Unit Symbol** | g/mt | oz/ton | g/tonne | oz/ton |
| **Detection Limit** | 0.010 | 0.000146 | 0.03 | 0.000876 |
| **Analysis Method** | FA-AA | FA-AA | FA-GRA | FA-GRA |
| 794905 | 0.047 | 0.001370 | | |
| 794906 | 0.040 | 0.001164 | | |
| 794907 | 0.027 | 0.000797 | | |
| 794908 | 0.046 | 0.001329 | | |
| 794909 | 0.041 | 0.001195 | | |
| 794910 | 0.226 | 0.006604 | | |
| 794911 | 0.206 | 0.006021 | | |
| 794912 | 0.034 | 0.000978 | | |
| 794913 | 0.030 | 0.000884 | | |
| 794914 | 0.026 | 0.000745 | | |
| 794915 | 0.158 | 0.004614 | | |
| 794916 | 0.043 | 0.001248 | | |
| 794917 | < 0.010 | < 0.000146 | | |
| 794918 | 0.043 | 0.001244 | | |
| 794919 | 0.053 | 0.001557 | | |
| 794920 | 0.047 | 0.001365 | | |
| 794921 | 0.369 | 0.010769 | | |
| 794922 | 0.117 | 0.003402 | | |
| 794923 | < 0.010 | < 0.000146 | | |
| 794924 | < 0.010 | < 0.000146 | | |
| 794925 | < 0.010 | < 0.000146 | | |
| 794926 | < 0.010 | < 0.000146 | | |
| 794927 | < 0.010 | 0.000158 | | |
| 794928 | 0.027 | 0.000802 | | |
| 794929 | < 0.010 | 0.000242 | | |
| 794930 | < 0.010 | < 0.000146 | | |
| 794931 | < 0.010 | < 0.000146 | | |
| 794932 | < 0.010 | < 0.000146 | | |
| 794933 | < 0.010 | < 0.000146 | | |
| 794934 | 1.863 | 0.054330 | | |
| 794935 | < 0.010 | 0.000215 | | |
| 794936 | 0.126 | 0.003664 | | |
| 794937 | 0.556 | 0.016223 | | |
| 794938 | 0.046 | 0.001333 | | |
| 794939 | 0.155 | 0.004531 | | |
| 794940 | 0.060 | 0.001763 | | |
| 794941 | < 0.010 | 0.000224 | | |
| 794942 | 0.012 | 0.000345 | | |
| 794943 | < 0.010 | 0.000242 | | |
| 794944 | < 0.010 | < 0.000146 | | |
| 794945 | < 0.010 | < 0.000146 | | |
| 794946 | < 0.010 | < 0.000146 | | |
| 794947 | 0.061 | 0.001782 | | |
| 794948 | 0.085 | 0.002467 | | |
| 794949 | 0.138 | 0.004024 | | |
| 794950 | 0.084 | 0.002452 | | |
| 794951 | 0.426 | 0.012422 | | |
| 794952 | 0.373 | 0.010875 | | |
| 794953 | 0.036 | 0.001046 | | |
| 794954 | 0.075 | 0.002187 | | |
| 794955 | 0.051 | 0.001482 | | |
| 794956 | 0.166 | 0.004846 | | |

| **Analyte Symbol** | Au | Au | Au | Au |
|---|---|---|---|---|
| **Unit Symbol** | g/mt | oz/ton | g/tonne | oz/ton |
| **Detection Limit** | 0.010 | 0.000146 | 0.03 | 0.000876 |
| **Analysis Method** | FA-AA | FA-AA | FA-GRA | FA-GRA |
| 794957 | 0.013 | 0.000389 | | |
| 794958 | < 0.010 | < 0.000146 | | |
| 794959 | < 0.010 | < 0.000146 | | |
| 794960 | < 0.010 | < 0.000146 | | |
| 794961 | < 0.010 | < 0.000146 | | |
| 794962 | < 0.010 | < 0.000146 | | |
| 794963 | < 0.010 | < 0.000146 | | |
| 794964 | < 0.010 | < 0.000146 | | |
| 794965 | < 0.010 | < 0.000146 | | |
| 794966 | < 0.010 | < 0.000146 | | |
| 794967 | < 0.010 | < 0.000146 | | |
| 794968 | < 0.010 | 0.000221 | | |
| 794969 | 0.020 | 0.000591 | | |
| 794970 | 0.022 | 0.000654 | | |
| 794971 | 0.041 | 0.001209 | | |
| 794972 | 0.057 | 0.001675 | | |
| 794973 | 0.037 | 0.001088 | | |
| 794974 | < 0.010 | < 0.000146 | | |
| 794975 | < 0.010 | < 0.000146 | | |
| 794976 | 0.029 | 0.000831 | | |
| 794977 | < 0.010 | < 0.000146 | | |
| 794978 | < 0.010 | < 0.000146 | | |
| 794979 | < 0.010 | < 0.000146 | | |
| 794980 | 0.016 | 0.000455 | | |
| 794981 | 0.016 | 0.000468 | | |
| 794982 | 0.012 | 0.000363 | | |
| 794983 | < 0.010 | < 0.000146 | | |
| 794984 | < 0.010 | < 0.000146 | | |
| 794985 | < 0.010 | < 0.000146 | | |
| 794986 | < 0.010 | < 0.000146 | | |
| 794987 | < 0.010 | < 0.000146 | | |
| 794988 | < 0.010 | < 0.000146 | | |
| 794989 | < 0.010 | < 0.000146 | | |
| 794990 | < 0.010 | < 0.000146 | | |
| 794991 | < 0.010 | < 0.000146 | | |
| 794992 | < 0.010 | < 0.000146 | | |
| 794993 | < 0.010 | < 0.000146 | | |
| 794994 | < 0.010 | < 0.000146 | | |
| 794995 | < 0.010 | < 0.000146 | | |
| 794996 | < 0.010 | 0.000251 | | |
| 794997 | < 0.010 | < 0.000146 | | |
| 794998 | 0.025 | 0.000728 | | |
| 794999 | 0.031 | 0.000912 | | |
| 795000 | 0.031 | 0.000918 | | |
| 795001 | < 0.010 | < 0.000146 | | |
| 795002 | < 0.010 | < 0.000146 | | |
| 795003 | < 0.010 | 0.000233 | | |
| 795004 | 0.024 | 0.000699 | | |
| 795005 | 0.268 | 0.007815 | | |
| 795006 | 0.014 | 0.000407 | | |
| 795007 | 0.030 | 0.000877 | | |
| 795008 | 0.014 | 0.000412 | | |

| **Analyte Symbol** | Au | Au | Au | Au |
|---|---|---|---|---|
| **Unit Symbol** | g/mt | oz/ton | g/tonne | oz/ton |
| **Detection Limit** | 0.010 | 0.000146 | 0.03 | 0.000876 |
| **Analysis Method** | FA-AA | FA-AA | FA-GRA | FA-GRA |
| 795009 | < 0.010 | < 0.000146 | | |
| 795010 | < 0.010 | < 0.000146 | | |
| 795011 | < 0.010 | 0.000181 | | |
| 795012 | < 0.010 | 0.000162 | | |
| 795013 | 0.024 | 0.000700 | | |
| 795014 | < 0.010 | < 0.000146 | | |
| 795015 | < 0.010 | < 0.000146 | | |
| 795016 | 0.022 | 0.000634 | | |
| 795017 | < 0.010 | < 0.000146 | | |
| 795018 | 0.013 | 0.000368 | | |
| 795019 | < 0.010 | 0.000266 | | |
| 795020 | 0.019 | 0.000562 | | |
| 795021 | 0.023 | 0.000682 | | |
| 795022 | < 0.010 | < 0.000146 | | |
| 795023 | < 0.010 | < 0.000146 | | |
| 795024 | 0.012 | 0.000351 | | |
| 795025 | < 0.010 | < 0.000146 | | |
| 795026 | < 0.010 | 0.000169 | | |
| 795027 | < 0.010 | 0.000253 | | |
| 795028 | 0.118 | 0.003455 | | |
| 795029 | < 0.010 | < 0.000146 | | |
| 795030 | < 0.010 | < 0.000146 | | |
| 795031 | 0.038 | 0.001123 | | |
| 795032 | < 0.010 | 0.000219 | | |
| 795033 | < 0.010 | < 0.000146 | | |
| 795034 | 1.803 | 0.052586 | | |
| 795035 | 0.185 | 0.005387 | | |
| 795036 | 0.013 | 0.000392 | | |
| 795037 | 0.024 | 0.000695 | | |
| 795038 | < 0.010 | < 0.000146 | | |
| 795039 | 0.015 | 0.000430 | | |
| 795040 | < 0.010 | < 0.000146 | | |
| 795041 | < 0.010 | < 0.000146 | | |
| 795042 | < 0.010 | 0.000215 | | |
| 795043 | < 0.010 | 0.000225 | | |
| 795044 | 0.013 | 0.000373 | | |
| 795045 | 0.028 | 0.000822 | | |
| 795046 | < 0.010 | 0.000244 | | |
| 795047 | 0.018 | 0.000530 | | |
| 795048 | 0.019 | 0.000565 | | |
| 795049 | 0.019 | 0.000559 | | |
| 795050 | 0.016 | 0.000476 | | |
| 795051 | 0.145 | 0.004235 | | |
| 795052 | 0.014 | 0.000415 | | |
| 795053 | < 0.010 | 0.000243 | | |
| 795054 | 0.027 | 0.000800 | | |
| 795055 | 0.058 | 0.001696 | | |
| 795056 | 0.026 | 0.000754 | | |
| 795057 | < 0.010 | 0.000187 | | |
| 795058 | 0.011 | 0.000311 | | |
| 795059 | < 0.010 | 0.000258 | | |
| 795060 | < 0.010 | < 0.000146 | | |

| **Analyte Symbol** | Au | Au | Au | Au |
|---|---|---|---|---|
| **Unit Symbol** | g/mt | oz/ton | g/tonne | oz/ton |
| **Detection Limit** | 0.010 | 0.000146 | 0.03 | 0.000876 |
| **Analysis Method** | FA-AA | FA-AA | FA-GRA | FA-GRA |
| 795061 | < 0.010 | < 0.000146 | | |
| 795062 | < 0.010 | < 0.000146 | | |
| 795063 | 0.010 | 0.000293 | | |
| 795064 | 0.018 | 0.000513 | | |
| 795065 | 0.054 | 0.001574 | | |
| 795066 | 0.034 | 0.000979 | | |
| 795067 | < 0.010 | < 0.000146 | | |
| 795068 | < 0.010 | < 0.000146 | | |
| 795069 | < 0.010 | < 0.000146 | | |
| 795070 | < 0.010 | 0.000289 | | |
| 795071 | 0.015 | 0.000424 | | |
| 795072 | < 0.010 | < 0.000146 | | |
| 795073 | < 0.010 | < 0.000146 | | |
| 795074 | < 0.010 | < 0.000146 | | |
| 795075 | < 0.010 | < 0.000146 | | |
| 795076 | < 0.010 | < 0.000146 | | |
| 795077 | < 0.010 | < 0.000146 | | |
| 795078 | < 0.010 | < 0.000146 | | |
| 795079 | < 0.010 | 0.000161 | | |
| 795080 | < 0.010 | 0.000181 | | |
| 795081 | < 0.010 | < 0.000146 | | |
| 795082 | < 0.010 | < 0.000146 | | |
| 795083 | < 0.010 | < 0.000146 | | |
| 795084 | < 0.010 | < 0.000146 | | |
| 795085 | < 0.010 | < 0.000146 | | |
| 795086 | < 0.010 | < 0.000146 | | |
| 795087 | < 0.010 | < 0.000146 | | |
| 795088 | < 0.010 | < 0.000146 | | |
| 795089 | 0.011 | 0.000332 | | |
| 795090 | < 0.010 | < 0.000146 | | |
| 795091 | < 0.010 | < 0.000146 | | |
| 795092 | < 0.010 | < 0.000146 | | |
| 795093 | < 0.010 | < 0.000146 | | |
| 795094 | < 0.010 | < 0.000146 | | |
| 795095 | 0.011 | 0.000327 | | |
| 795096 | < 0.010 | 0.000159 | | |
| 795097 | < 0.010 | 0.000197 | | |
| 795098 | < 0.010 | < 0.000146 | | |
| 795099 | < 0.010 | < 0.000146 | | |
| 795100 | < 0.010 | 0.000203 | | |
| 795101 | < 0.010 | 0.000248 | | |
| 795102 | 0.023 | 0.000669 | | |
| 795103 | 0.012 | 0.000358 | | |
| 795104 | < 0.010 | < 0.000146 | | |
| 795105 | < 0.010 | < 0.000146 | | |
| 795106 | < 0.010 | < 0.000146 | | |
| 795107 | < 0.010 | 0.000254 | | |
| 795108 | < 0.010 | 0.000165 | | |
| 795109 | < 0.010 | 0.000210 | | |
| 795110 | 0.013 | 0.000381 | | |
| 795111 | < 0.010 | < 0.000146 | | |
| 795112 | < 0.010 | < 0.000146 | | |

| **Analyte Symbol** | Au | Au | Au | Au |
|---|---|---|---|---|
| **Unit Symbol** | g/mt | oz/ton | g/tonne | oz/ton |
| **Detection Limit** | 0.010 | 0.000146 | 0.03 | 0.000876 |
| **Analysis Method** | FA-AA | FA-AA | FA-GRA | FA-GRA |
| 795113 | < 0.010 | < 0.000146 | | |
| 795114 | < 0.010 | < 0.000146 | | |
| 795115 | < 0.010 | < 0.000146 | | |
| 795116 | < 0.010 | < 0.000146 | | |
| 795117 | < 0.010 | < 0.000146 | | |
| 795118 | < 0.010 | < 0.000146 | | |
| 795119 | < 0.010 | 0.000172 | | |
| 795120 | < 0.010 | < 0.000146 | | |
| 795121 | < 0.010 | < 0.000146 | | |
| 795122 | 0.018 | 0.000539 | | |
| 795123 | 0.013 | 0.000367 | | |
| 795124 | 0.013 | 0.000384 | | |
| 795125 | < 0.010 | < 0.000146 | | |
| 795126 | < 0.010 | < 0.000146 | | |
| 795127 | 0.013 | 0.000370 | | |
| 795128 | < 0.010 | < 0.000146 | | |
| 795129 | < 0.010 | < 0.000146 | | |
| 795130 | 0.022 | 0.000628 | | |
| 795131 | 0.011 | 0.000323 | | |
| 795132 | < 0.010 | < 0.000146 | | |
| 795133 | < 0.010 | 0.000161 | | |
| 795134 | 1.735 | 0.050604 | | |
| 795135 | < 0.010 | < 0.000146 | | |
| 795136 | < 0.010 | < 0.000146 | | |
| 795137 | < 0.010 | < 0.000146 | | |
| 795138 | < 0.010 | < 0.000146 | | |
| 795139 | < 0.010 | < 0.000146 | | |
| 795140 | < 0.010 | < 0.000146 | | |
| 795141 | < 0.010 | < 0.000146 | | |
| 795142 | < 0.010 | 0.000162 | | |
| 795143 | 0.073 | 0.002128 | | |
| 795144 | 0.015 | 0.000426 | | |
| 795145 | < 0.010 | 0.000151 | | |
| 795146 | < 0.010 | 0.000155 | | |
| 795147 | 0.023 | 0.000674 | | |
| 795148 | 0.029 | 0.000852 | | |
| 795149 | 0.020 | 0.000590 | | |
| 795150 | 0.019 | 0.000545 | | |
| 795151 | 0.012 | 0.000358 | | |
| 795152 | < 0.010 | < 0.000146 | | |
| 795153 | < 0.010 | < 0.000146 | | |
| 795154 | < 0.010 | < 0.000146 | | |
| 795155 | < 0.010 | < 0.000146 | | |
| 795156 | < 0.010 | < 0.000146 | | |
| 795157 | < 0.010 | 0.000261 | | |
| 795158 | < 0.010 | < 0.000146 | | |
| 795159 | < 0.010 | < 0.000146 | | |
| 795160 | < 0.010 | 0.000388 | | |
| 795161 | < 0.010 | < 0.000146 | | |
| 795162 | < 0.010 | < 0.000146 | | |
| 795163 | 0.345 | 0.010053 | | |
| 795164 | < 0.010 | 0.000233 | | |

| Analyte Symbol | Au | Au | Au | Au |
|---|---|---|---|---|
| Unit Symbol | g/mt | oz/ton | g/tonne | oz/ton |
| Detection Limit | 0.010 | 0.000146 | 0.03 | 0.000876 |
| Analysis Method | FA-AA | FA-AA | FA-GRA | FA-GRA |
| 795165 | 0.017 | 0.000488 | | |
| 795166 | 0.031 | 0.000901 | | |
| 795167 | < 0.010 | < 0.000146 | | |
| 795168 | 0.020 | 0.000576 | | |
| 795169 | 0.412 | 0.012027 | | |
| 795170 | 0.116 | 0.003389 | | |
| 795171 | 0.193 | 0.005637 | | |
| 795172 | < 0.010 | 0.000177 | | |
| 795173 | 0.047 | 0.001376 | | |
| 795174 | 0.072 | 0.002088 | | |
| 795175 | 1.006 | 0.029333 | | |
| 795176 | 0.305 | 0.008897 | | |
| 795177 | 0.170 | 0.004959 | | |
| 795178 | 1.044 | 0.030455 | | |
| 795179 | 0.111 | 0.003240 | | |
| 795180 | 0.553 | 0.016142 | | |
| 795181 | 1.795 | 0.052358 | | |
| 795182 | 4.529 | 0.132096 | | |
| 795183 | > 5.000 | > 0.146000 | 8.25 | 0.240599 |
| 795184 | < 0.010 | < 0.000146 | | |
| 795185 | 3.351 | 0.097749 | | |
| 795186 | 0.117 | 0.003421 | | |
| 795187 | 0.045 | 0.001303 | | |
| 795188 | 0.049 | 0.001431 | | |
| 795189 | < 0.010 | < 0.000146 | | |
| 795190 | < 0.010 | < 0.000146 | | |
| 795191 | 0.016 | 0.000465 | | |
| 795192 | 0.201 | 0.005871 | | |
| 795193 | 0.028 | 0.000829 | | |
| 795194 | 0.123 | 0.003576 | | |
| 795195 | < 0.010 | 0.000380 | | |
| 795196 | 0.017 | 0.000484 | | |
| 795197 | < 0.010 | 0.000208 | | |
| 795198 | 0.016 | 0.000452 | | |
| 795199 | 0.095 | 0.002756 | | |
| 795200 | 0.060 | 0.001751 | | |
| 795201 | 0.020 | 0.000572 | | |
| 795202 | 0.070 | 0.002053 | | |
| 795203 | < 0.010 | 0.000163 | | |
| 795204 | 0.035 | 0.001019 | | |
| 795205 | 0.020 | 0.000574 | | |
| 795206 | 0.019 | 0.000551 | | |
| 795207 | 0.020 | 0.000592 | | |
| 795208 | 1.371 | 0.039990 | | |
| 795209 | 0.950 | 0.027701 | | |
| 795210 | 0.083 | 0.002431 | | |
| 795211 | 0.084 | 0.002454 | | |
| 795212 | 0.083 | 0.002420 | | |
| 795213 | < 0.010 | 0.000163 | | |
| 795214 | < 0.010 | 0.000228 | | |
| 795215 | < 0.010 | < 0.000146 | | |
| 795216 | 0.039 | 0.001132 | | |

| **Analyte Symbol** | Au | Au | Au | Au |
|---|---|---|---|---|
| **Unit Symbol** | g/mt | oz/ton | g/tonne | oz/ton |
| **Detection Limit** | 0.010 | 0.000146 | 0.03 | 0.000876 |
| **Analysis Method** | FA-AA | FA-AA | FA-GRA | FA-GRA |
| 795217 | < 0.010 | < 0.000146 | | |
| 795218 | < 0.010 | 0.000239 | | |
| 795219 | 0.014 | 0.000402 | | |
| 795220 | 0.016 | 0.000480 | | |
| 795221 | 0.012 | 0.000352 | | |
| 795222 | 0.027 | 0.000794 | | |
| 795223 | 0.092 | 0.002689 | | |
| 795224 | 0.033 | 0.000957 | | |
| 795225 | 0.016 | 0.000481 | | |
| 795226 | 0.010 | 0.000293 | | |
| 795227 | 0.051 | 0.001501 | | |
| 795228 | < 0.010 | 0.000233 | | |
| 795229 | < 0.010 | < 0.000146 | | |
| 795230 | < 0.010 | < 0.000146 | | |
| 795231 | 0.013 | 0.000379 | | |
| 795232 | 0.053 | 0.001547 | | |
| 795233 | < 0.010 | 0.000290 | | |
| 795234 | 1.871 | 0.054556 | | |
| 795235 | 0.020 | 0.000578 | | |
| 795236 | 0.233 | 0.006795 | | |
| 795237 | 0.166 | 0.004851 | | |
| 795238 | < 0.010 | < 0.000146 | | |
| 795239 | < 0.010 | < 0.000146 | | |
| 795240 | < 0.010 | < 0.000146 | | |
| 795241 | < 0.010 | 0.000240 | | |
| 795242 | < 0.010 | 0.000230 | | |
| 795243 | < 0.010 | < 0.000146 | | |
| 795244 | 0.045 | 0.001314 | | |
| 795245 | 0.092 | 0.002673 | | |
| 795246 | 0.154 | 0.004499 | | |
| 795247 | 0.129 | 0.003749 | | |
| 795248 | 0.349 | 0.010180 | | |
| 795249 | 0.031 | 0.000915 | | |
| 795250 | 0.040 | 0.001175 | | |
| 795251 | 0.023 | 0.000680 | | |
| 795252 | < 0.010 | 0.000148 | | |
| 795253 | < 0.010 | 0.000171 | | |
| 795254 | < 0.010 | 0.000191 | | |
| 795255 | 0.013 | 0.000382 | | |
| 795256 | 0.025 | 0.000724 | | |
| 795257 | 0.055 | 0.001599 | | |
| 795258 | 0.094 | 0.002745 | | |
| 795259 | 0.019 | 0.000556 | | |
| 795260 | 0.232 | 0.006776 | | |
| 795261 | < 0.010 | 0.000272 | | |
| 795262 | 0.012 | 0.000339 | | |
| 795263 | < 0.010 | < 0.000146 | | |
| 795264 | < 0.010 | < 0.000146 | | |
| 795265 | < 0.010 | < 0.000146 | | |
| 795266 | 0.063 | 0.001833 | | |
| 795267 | < 0.010 | < 0.000146 | | |
| 795268 | < 0.010 | 0.000195 | | |

| **Analyte Symbol** | Au | Au | Au | Au |
|---|---|---|---|---|
| **Unit Symbol** | g/mt | oz/ton | g/tonne | oz/ton |
| **Detection Limit** | 0.010 | 0.000146 | 0.03 | 0.000876 |
| **Analysis Method** | FA-AA | FA-AA | FA-GRA | FA-GRA |
| 795269 | < 0.010 | < 0.000146 | | |
| 795270 | < 0.010 | 0.000180 | | |
| 795271 | 0.014 | 0.000405 | | |
| 795272 | 0.013 | 0.000387 | | |
| 795273 | 0.042 | 0.001229 | | |
| 795274 | 0.095 | 0.002784 | | |
| 795275 | 0.043 | 0.001240 | | |
| 795276 | < 0.010 | < 0.000146 | | |
| 795277 | < 0.010 | < 0.000146 | | |
| 795278 | < 0.010 | < 0.000146 | | |
| 795279 | < 0.010 | < 0.000146 | | |
| 795280 | < 0.010 | < 0.000146 | | |
| 795281 | < 0.010 | < 0.000146 | | |
| 795282 | < 0.010 | < 0.000146 | | |
| 795283 | < 0.010 | < 0.000146 | | |
| 795284 | < 0.010 | < 0.000146 | | |
| 795285 | < 0.010 | < 0.000146 | | |
| 795286 | < 0.010 | < 0.000146 | | |
| 795287 | < 0.010 | < 0.000146 | | |
| 795288 | < 0.010 | < 0.000146 | | |
| 795289 | < 0.010 | < 0.000146 | | |
| 795290 | 0.025 | 0.000738 | | |
| 795291 | < 0.010 | 0.000281 | | |
| 795292 | < 0.010 | < 0.000146 | | |
| 795293 | < 0.010 | < 0.000146 | | |
| 795294 | < 0.010 | < 0.000146 | | |
| 795295 | 0.011 | 0.000312 | | |
| 795296 | < 0.010 | < 0.000146 | | |
| 795297 | 0.027 | 0.000776 | | |
| 795298 | 0.106 | 0.003083 | | |
| 795299 | 0.013 | 0.000377 | | |
| 795300 | 0.121 | 0.003516 | | |
| 795301 | < 0.010 | < 0.000146 | | |
| 795302 | 0.013 | 0.000385 | | |
| 795303 | < 0.010 | < 0.000146 | | |
| 795304 | 0.016 | 0.000459 | | |
| 795305 | 0.046 | 0.001348 | | |
| 795306 | 0.010 | 0.000305 | | |
| 795307 | 0.016 | 0.000471 | | |
| 795308 | < 0.010 | < 0.000146 | | |
| 795309 | < 0.010 | < 0.000146 | | |
| 795310 | < 0.010 | < 0.000146 | | |
| 795311 | < 0.010 | < 0.000146 | | |
| 795312 | < 0.010 | < 0.000146 | | |
| 795313 | < 0.010 | 0.000232 | | |
| 795314 | 0.011 | 0.000308 | | |
| 795315 | < 0.010 | 0.000214 | | |
| 795316 | < 0.010 | < 0.000146 | | |
| 795317 | < 0.010 | < 0.000146 | | |
| 795318 | < 0.010 | < 0.000146 | | |
| 795319 | < 0.010 | < 0.000146 | | |
| 795320 | < 0.010 | < 0.000146 | | |

| **Analyte Symbol** | Au | Au | Au | Au |
|---|---|---|---|---|
| **Unit Symbol** | g/mt | oz/ton | g/tonne | oz/ton |
| **Detection Limit** | 0.010 | 0.000146 | 0.03 | 0.000876 |
| **Analysis Method** | FA-AA | FA-AA | FA-GRA | FA-GRA |
| 795321 | < 0.010 | < 0.000146 | | |
| 795322 | < 0.010 | < 0.000146 | | |
| 795323 | < 0.010 | < 0.000146 | | |
| 795324 | < 0.010 | 0.000178 | | |
| 795325 | 0.018 | 0.000519 | | |
| 795326 | < 0.010 | < 0.000146 | | |
| 795327 | 0.013 | 0.000365 | | |
| 795328 | < 0.010 | < 0.000146 | | |
| 795329 | < 0.010 | < 0.000146 | | |
| 795330 | < 0.010 | < 0.000146 | | |
| 795331 | < 0.010 | 0.000202 | | |
| 795332 | 0.022 | 0.000648 | | |
| 795333 | < 0.010 | 0.000257 | | |
| 795334 | 2.035 | 0.059356 | | |
| 795335 | < 0.010 | 0.000155 | | |
| 795336 | < 0.010 | < 0.000146 | | |
| 795337 | 0.023 | 0.000658 | | |
| 795338 | 0.020 | 0.000578 | | |
| 795339 | 0.028 | 0.000827 | | |
| 795340 | < 0.010 | < 0.000146 | | |
| 795341 | < 0.010 | < 0.000146 | | |
| 795342 | < 0.010 | 0.000193 | | |
| 795343 | < 0.010 | < 0.000146 | | |
| 795344 | < 0.010 | 0.000252 | | |
| 795345 | < 0.010 | < 0.000146 | | |
| 795346 | 0.013 | 0.000366 | | |
| 795347 | 0.034 | 0.000978 | | |
| 795348 | < 0.010 | 0.000292 | | |
| 795349 | < 0.010 | < 0.000146 | | |
| 795350 | < 0.010 | < 0.000146 | | |
| 795351 | 0.020 | 0.000592 | | |
| 795352 | 0.010 | 0.000303 | | |
| 795353 | < 0.010 | 0.000243 | | |
| 795354 | < 0.010 | < 0.000146 | | |
| 795355 | < 0.010 | < 0.000146 | | |
| 795356 | < 0.010 | < 0.000146 | | |
| 795357 | < 0.010 | < 0.000146 | | |
| 795358 | < 0.010 | < 0.000146 | | |
| 795359 | 0.034 | 0.000987 | | |
| 795360 | < 0.010 | < 0.000146 | | |
| 795361 | 0.039 | 0.001135 | | |
| 795362 | 0.031 | 0.000916 | | |
| 795363 | 0.014 | 0.000420 | | |
| 795364 | 0.061 | 0.001783 | | |
| 795365 | 0.029 | 0.000849 | | |
| 795366 | < 0.010 | 0.000254 | | |
| 795367 | < 0.010 | < 0.000146 | | |
| 795368 | 0.053 | 0.001556 | | |
| 795369 | 0.028 | 0.000811 | | |
| 795370 | < 0.010 | < 0.000146 | | |
| 795371 | 0.011 | 0.000330 | | |
| 795372 | 0.172 | 0.005027 | | |

| Analyte Symbol | Au | Au | Au | Au |
|---|---|---|---|---|
| Unit Symbol | g/mt | oz/ton | g/tonne | oz/ton |
| Detection Limit | 0.010 | 0.000146 | 0.03 | 0.000876 |
| Analysis Method | FA-AA | FA-AA | FA-GRA | FA-GRA |
| 795373 | 0.021 | 0.000599 | | |
| 795374 | 0.011 | 0.000334 | | |
| 795375 | 0.016 | 0.000460 | | |
| 795376 | 0.011 | 0.000325 | | |
| 795377 | < 0.010 | 0.000205 | | |
| 795378 | 0.016 | 0.000458 | | |
| 795379 | 0.049 | 0.001437 | | |
| 795380 | 0.035 | 0.001008 | | |
| 795381 | < 0.010 | 0.000285 | | |
| 795382 | 0.015 | 0.000423 | | |
| 795383 | < 0.010 | 0.000262 | | |
| 795384 | < 0.010 | < 0.000146 | | |
| 795385 | < 0.010 | 0.000271 | | |
| 795386 | 0.016 | 0.000457 | | |
| 795387 | 0.018 | 0.000531 | | |
| 795388 | 0.066 | 0.001931 | | |
| 795389 | < 0.010 | < 0.000146 | | |
| 795390 | < 0.010 | < 0.000146 | | |
| 795391 | 0.012 | 0.000336 | | |
| 795392 | < 0.010 | 0.000244 | | |
| 795393 | 0.011 | 0.000328 | | |
| 795394 | 0.016 | 0.000461 | | |
| 795395 | 0.015 | 0.000431 | | |
| 795396 | 0.037 | 0.001081 | | |
| 795397 | 0.018 | 0.000533 | | |
| 795398 | 0.119 | 0.003471 | | |
| 795399 | < 0.010 | < 0.000146 | | |
| 795400 | < 0.010 | < 0.000146 | | |
| 795401 | 0.015 | 0.000423 | | |
| 795402 | 0.029 | 0.000842 | | |
| 795403 | 0.016 | 0.000473 | | |
| 795404 | 0.015 | 0.000441 | | |
| 795405 | 0.102 | 0.002982 | | |
| 795406 | < 0.010 | < 0.000146 | | |
| 795407 | < 0.010 | < 0.000146 | | |
| 795408 | < 0.010 | 0.000174 | | |
| 795409 | 0.013 | 0.000376 | | |
| 795410 | 0.176 | 0.005142 | | |
| 795411 | 0.111 | 0.003234 | | |
| 795412 | 0.032 | 0.000936 | | |
| 795413 | 0.025 | 0.000721 | | |
| 795414 | 0.010 | 0.000297 | | |
| 795415 | 0.014 | 0.000419 | | |
| 795416 | 0.012 | 0.000360 | | |
| 795417 | < 0.010 | < 0.000146 | | |
| 795418 | 0.013 | 0.000393 | | |
| 795419 | < 0.010 | < 0.000146 | | |
| 795420 | < 0.010 | < 0.000146 | | |
| 795421 | < 0.010 | < 0.000146 | | |
| 795422 | < 0.010 | 0.000183 | | |
| 795423 | 0.056 | 0.001638 | | |
| 795424 | < 0.010 | < 0.000146 | | |

| **Analyte Symbol** | Au | Au | Au | Au |
|---|---|---|---|---|
| **Unit Symbol** | g/mt | oz/ton | g/tonne | oz/ton |
| **Detection Limit** | 0.010 | 0.000146 | 0.03 | 0.000876 |
| **Analysis Method** | FA-AA | FA-AA | FA-GRA | FA-GRA |
| 795425 | < 0.010 | < 0.000146 | | |
| 795426 | < 0.010 | 0.000260 | | |
| 795427 | 0.015 | 0.000425 | | |
| 795428 | < 0.010 | < 0.000146 | | |
| 795429 | < 0.010 | < 0.000146 | | |
| 795430 | < 0.010 | < 0.000146 | | |
| 795431 | < 0.010 | < 0.000146 | | |
| 795432 | < 0.010 | < 0.000146 | | |
| 795433 | < 0.010 | < 0.000146 | | |
| 795434 | 1.859 | 0.054216 | | |
| 795435 | < 0.010 | 0.000209 | | |
| 795436 | < 0.010 | < 0.000146 | | |
| 795437 | < 0.010 | < 0.000146 | | |
| 795438 | < 0.010 | < 0.000146 | | |
| 795439 | < 0.010 | < 0.000146 | | |
| 795440 | < 0.010 | < 0.000146 | | |
| 795441 | < 0.010 | < 0.000146 | | |
| 795442 | < 0.010 | < 0.000146 | | |
| 795443 | < 0.010 | < 0.000146 | | |
| 795444 | < 0.010 | < 0.000146 | | |
| 795445 | 0.011 | 0.000318 | | |
| 795446 | < 0.010 | < 0.000146 | | |
| 795447 | < 0.010 | 0.000200 | | |
| 795448 | 0.012 | 0.000348 | | |
| 795449 | < 0.010 | < 0.000146 | | |
| 795450 | < 0.010 | < 0.000146 | | |
| 795451 | < 0.010 | < 0.000146 | | |
| 795452 | < 0.010 | 0.000287 | | |
| 795453 | < 0.010 | < 0.000146 | | |
| 795454 | < 0.010 | < 0.000146 | | |
| 795455 | < 0.010 | < 0.000146 | | |
| 795456 | < 0.010 | < 0.000146 | | |
| 795457 | < 0.010 | 0.000180 | | |
| 795458 | < 0.010 | < 0.000146 | | |
| 795459 | < 0.010 | 0.000179 | | |
| 795460 | < 0.010 | 0.000240 | | |
| 795461 | 0.017 | 0.000485 | | |
| 795462 | 0.024 | 0.000687 | | |
| 795463 | 0.028 | 0.000806 | | |
| 795464 | < 0.010 | 0.000214 | | |
| 795465 | 0.013 | 0.000381 | | |
| 795466 | < 0.010 | < 0.000146 | | |
| 795467 | < 0.010 | < 0.000146 | | |
| 795468 | < 0.010 | 0.000158 | | |
| 795469 | 2.051 | 0.059829 | | |
| 795470 | < 0.010 | 0.000284 | | |
| 795471 | < 0.010 | < 0.000146 | | |
| 795472 | < 0.010 | < 0.000146 | | |
| 795473 | < 0.010 | < 0.000146 | | |
| 795474 | < 0.010 | < 0.000146 | | |
| 795475 | < 0.010 | < 0.000146 | | |
| 795476 | < 0.010 | 0.000164 | | |

| **Analyte Symbol** | Au | Au | Au | Au |
|---|---|---|---|---|
| **Unit Symbol** | g/mt | oz/ton | g/tonne | oz/ton |
| **Detection Limit** | 0.010 | 0.000146 | 0.03 | 0.000876 |
| **Analysis Method** | FA-AA | FA-AA | FA-GRA | FA-GRA |
| 795477 | < 0.010 | 0.000278 | | |
| 795478 | < 0.010 | < 0.000146 | | |
| 795479 | < 0.010 | < 0.000146 | | |
| 795480 | < 0.010 | < 0.000146 | | |
| 795481 | < 0.010 | < 0.000146 | | |
| 795482 | < 0.010 | < 0.000146 | | |
| 795483 | < 0.010 | < 0.000146 | | |
| 795484 | < 0.010 | < 0.000146 | | |
| 795485 | 0.011 | 0.000335 | | |
| 795486 | < 0.010 | < 0.000146 | | |
| 795487 | < 0.010 | 0.000227 | | |
| 795488 | < 0.010 | 0.000193 | | |
| 795489 | < 0.010 | < 0.000146 | | |
| 795490 | < 0.010 | 0.000158 | | |
| 795491 | < 0.010 | < 0.000146 | | |

## Quality Control

| Analyte Symbol | Au | Au | Au | Au |
|---|---|---|---|---|
| Unit Symbol | g/mt | oz/ton | g/tonne | oz/ton |
| Detection Limit | 0.010 | 0.000146 | 0.03 | 0.000876 |
| Analysis Method | FA-AA | FA-AA | FA-GRA | FA-GRA |
| OXK94 Meas | | | 3.64 | 0.106139 |
| OXK94 Cert | | | 3.56 | 0.103891 |
| OXN92 Meas | | | 7.69 | 0.224387 |
| OXN92 Cert | | | 7.64 | 0.22 |
| OxD108 Meas | 0.392 | 0.011420 | | |
| OxD108 Cert | 0.414 | 0.012 | | |
| OxD108 Meas | 0.400 | 0.011681 | | |
| OxD108 Cert | 0.414 | 0.012 | | |
| OxD108 Meas | 0.384 | 0.011185 | | |
| OxD108 Cert | 0.414 | 0.012 | | |
| OxD108 Meas | 0.413 | 0.012044 | | |
| OxD108 Cert | 0.414 | 0.012 | | |
| OxD108 Meas | 0.384 | 0.011195 | | |
| OxD108 Cert | 0.414 | 0.012 | | |
| OxD108 Meas | 0.385 | 0.011236 | | |
| OxD108 Cert | 0.414 | 0.012 | | |
| OxD108 Meas | 0.424 | 0.012379 | | |
| OxD108 Cert | 0.414 | 0.012 | | |
| OxD108 Meas | 0.442 | 0.012893 | | |
| OxD108 Cert | 0.414 | 0.012 | | |
| OxD108 Meas | 0.424 | 0.012367 | | |
| OxD108 Cert | 0.414 | 0.012 | | |
| OxD108 Meas | 0.421 | 0.012275 | | |
| OxD108 Cert | 0.414 | 0.012 | | |
| OxD108 Meas | 0.418 | 0.012187 | | |
| OxD108 Cert | 0.414 | 0.012 | | |
| OxD108 Meas | 0.411 | 0.011994 | | |
| OxD108 Cert | 0.414 | 0.012 | | |
| OxD108 Meas | 0.429 | 0.012523 | | |
| OxD108 Cert | 0.414 | 0.012 | | |
| OxD108 Meas | 0.417 | 0.012176 | | |
| OxD108 Cert | 0.414 | 0.012 | | |
| OxD108 Meas | 0.398 | 0.011612 | | |
| OxD108 Cert | 0.414 | 0.012 | | |
| OxD108 Meas | 0.418 | 0.012180 | | |
| OxD108 Cert | 0.414 | 0.012 | | |
| OxD108 Meas | 0.416 | 0.012126 | | |
| OxD108 Cert | 0.414 | 0.012 | | |
| OxD108 Meas | 0.420 | 0.012248 | | |
| OxD108 Cert | 0.414 | 0.012 | | |
| OxD108 Meas | 0.420 | 0.012247 | | |
| OxD108 Cert | 0.414 | 0.012 | | |
| OxD108 Meas | 0.409 | 0.011921 | | |
| OxD108 Cert | 0.414 | 0.012 | | |
| OxD108 Meas | 0.422 | 0.012306 | | |
| OxD108 Cert | 0.414 | 0.012 | | |
| OxD108 Meas | 0.416 | 0.012136 | | |
| OxD108 Cert | 0.414 | 0.012 | | |
| OxD108 Meas | 0.420 | 0.012248 | | |
| OxD108 Cert | 0.414 | 0.012 | | |
| SG66 Meas | 1.082 | 0.031547 | | |
| SG66 Cert | 1.086 | 0.031675 | | |
| SG66 Meas | 1.108 | 0.032319 | | |
| SG66 Cert | 1.086 | 0.031675 | | |
| SG66 Meas | 1.063 | 0.031013 | | |
| SG66 Cert | 1.086 | 0.031675 | | |
| SG66 Meas | 1.074 | 0.031331 | | |

## Quality Control

| Analyte Symbol | Au | Au | Au | Au |
|---|---|---|---|---|
| Unit Symbol | g/mt | oz/ton | g/tonne | oz/ton |
| Detection Limit | 0.010 | 0.000146 | 0.03 | 0.000876 |
| Analysis Method | FA-AA | FA-AA | FA-GRA | FA-GRA |
| SG66 Cert | 1.086 | 0.031675 | | |
| SG66 Meas | 1.066 | 0.031086 | | |
| SG66 Cert | 1.086 | 0.031675 | | |
| SG66 Meas | 1.118 | 0.032619 | | |
| SG66 Cert | 1.086 | 0.031675 | | |
| SG66 Meas | 1.155 | 0.033699 | | |
| SG66 Cert | 1.086 | 0.031675 | | |
| SG66 Meas | 1.130 | 0.032962 | | |
| SG66 Cert | 1.086 | 0.031675 | | |
| SG66 Meas | 1.105 | 0.032242 | | |
| SG66 Cert | 1.086 | 0.031675 | | |
| SG66 Meas | 1.100 | 0.032078 | | |
| SG66 Cert | 1.086 | 0.031675 | | |
| SG66 Meas | 1.119 | 0.032627 | | |
| SG66 Cert | 1.086 | 0.031675 | | |
| SG66 Meas | 1.020 | 0.029756 | | |
| SG66 Cert | 1.086 | 0.031675 | | |
| SG66 Meas | 1.126 | 0.032834 | | |
| SG66 Cert | 1.086 | 0.031675 | | |
| SG66 Meas | 1.115 | 0.032524 | | |
| SG66 Cert | 1.086 | 0.031675 | | |
| SG66 Meas | 1.098 | 0.032021 | | |
| SG66 Cert | 1.086 | 0.031675 | | |
| SG66 Meas | 1.111 | 0.032412 | | |
| SG66 Cert | 1.086 | 0.031675 | | |
| SG66 Meas | 1.110 | 0.032381 | | |
| SG66 Cert | 1.086 | 0.031675 | | |
| SG66 Meas | 1.111 | 0.032405 | | |
| SG66 Cert | 1.086 | 0.031675 | | |
| SG66 Meas | 1.106 | 0.032260 | | |
| SG66 Cert | 1.086 | 0.031675 | | |
| SG66 Meas | 1.046 | 0.030518 | | |
| SG66 Cert | 1.086 | 0.031675 | | |
| SG66 Meas | 1.026 | 0.029924 | | |
| SG66 Cert | 1.086 | 0.031675 | | |
| 794810 Orig | < 0.010 | < 0.000146 | | |
| 794810 Dup | < 0.010 | 0.000159 | | |
| 794820 Orig | < 0.010 | < 0.000146 | | |
| 794820 Dup | < 0.010 | < 0.000146 | | |
| 794830 Orig | < 0.010 | < 0.000146 | | |
| 794830 Split | < 0.010 | < 0.000146 | | |
| 794830 Orig | < 0.010 | < 0.000146 | | |
| 794830 Dup | < 0.010 | 0.000223 | | |
| 794845 Orig | < 0.010 | < 0.000146 | | |
| 794845 Dup | < 0.010 | < 0.000146 | | |
| 794850 Orig | < 0.010 | < 0.000146 | | |
| 794850 Split | < 0.010 | < 0.000146 | | |
| 794855 Orig | < 0.010 | < 0.000146 | | |
| 794855 Dup | < 0.010 | < 0.000146 | | |
| 794860 Orig | < 0.010 | 0.000199 | | |
| 794860 Split | < 0.010 | 0.000245 | | |
| 794865 Orig | < 0.010 | 0.000273 | | |
| 794865 Dup | < 0.010 | 0.000285 | | |
| 794890 Orig | 0.011 | 0.000328 | | |
| 794890 Split | < 0.010 | 0.000220 | | |
| 794890 Orig | 0.012 | 0.000339 | | |
| 794890 Dup | 0.011 | 0.000317 | | |

## Quality Control

| Analyte Symbol | Au | Au | Au | Au |
|---|---|---|---|---|
| Unit Symbol | g/mt | oz/ton | g/tonne | oz/ton |
| Detection Limit | 0.010 | 0.000146 | 0.03 | 0.000876 |
| Analysis Method | FA-AA | FA-AA | FA-GRA | FA-GRA |
| 794900 Orig | 0.013 | 0.000384 | | |
| 794900 Split | < 0.010 | 0.000178 | | |
| 794900 Orig | 0.012 | 0.000356 | | |
| 794900 Dup | 0.014 | 0.000412 | | |
| 794915 Orig | 0.155 | 0.004534 | | |
| 794915 Dup | 0.161 | 0.004694 | | |
| 794920 Split | 0.012 | 0.000363 | | |
| 794925 Orig | < 0.010 | < 0.000146 | | |
| 794925 Dup | < 0.010 | < 0.000146 | | |
| 794935 Orig | < 0.010 | 0.000190 | | |
| 794935 Dup | < 0.010 | 0.000241 | | |
| 794950 Orig | 0.084 | 0.002452 | | |
| 794950 Split | 0.102 | 0.002977 | | |
| 794960 Orig | < 0.010 | < 0.000146 | | |
| 794960 Dup | < 0.010 | < 0.000146 | | |
| 794970 Orig | 0.015 | 0.000451 | | |
| 794970 Dup | 0.029 | 0.000857 | | |
| 794995 Orig | < 0.010 | < 0.000146 | | |
| 794995 Dup | < 0.010 | < 0.000146 | | |
| 795005 Orig | 0.267 | 0.007774 | | |
| 795005 Dup | 0.269 | 0.007855 | | |
| 795010 Orig | < 0.010 | < 0.000146 | | |
| 795010 Split | < 0.010 | 0.000283 | | |
| 795020 Orig | 0.018 | 0.000514 | | |
| 795020 Dup | 0.021 | 0.000611 | | |
| 795030 Orig | < 0.010 | < 0.000146 | | |
| 795030 Dup | < 0.010 | < 0.000146 | | |
| 795040 Orig | < 0.010 | < 0.000146 | | |
| 795040 Split | < 0.010 | < 0.000146 | | |
| 795040 Orig | < 0.010 | < 0.000146 | | |
| 795040 Dup | < 0.010 | < 0.000146 | | |
| 795050 Orig | 0.016 | 0.000476 | | |
| 795050 Split | 0.016 | 0.000465 | | |
| 795055 Orig | 0.066 | 0.001917 | | |
| 795055 Dup | 0.051 | 0.001475 | | |
| 795065 Orig | 0.055 | 0.001603 | | |
| 795065 Dup | 0.053 | 0.001545 | | |
| 795070 Orig | < 0.010 | 0.000289 | | |
| 795070 Split | < 0.010 | 0.000182 | | |
| 795075 Orig | < 0.010 | < 0.000146 | | |
| 795075 Dup | < 0.010 | < 0.000146 | | |
| 795090 Orig | < 0.010 | < 0.000146 | | |
| 795090 Dup | < 0.010 | < 0.000146 | | |
| 795100 Orig | < 0.010 | 0.000203 | | |
| 795100 Split | < 0.010 | 0.000210 | | |
| 795100 Orig | < 0.010 | 0.000184 | | |
| 795100 Dup | < 0.010 | 0.000222 | | |
| 795125 Orig | < 0.010 | < 0.000146 | | |
| 795125 Dup | < 0.010 | < 0.000146 | | |
| 795130 Orig | 0.022 | 0.000628 | | |
| 795130 Split | 0.012 | 0.000361 | | |
| 795135 Orig | < 0.010 | < 0.000146 | | |
| 795135 Dup | < 0.010 | 0.000245 | | |
| 795145 Orig | < 0.010 | 0.000154 | | |
| 795145 Dup | < 0.010 | 0.000149 | | |
| 795150 Orig | 0.019 | 0.000545 | | |
| 795150 Split | 0.017 | 0.000492 | | |

## Quality Control

| Analyte Symbol | Au | Au | Au | Au |
|---|---|---|---|---|
| Unit Symbol | g/mt | oz/ton | g/tonne | oz/ton |
| Detection Limit | 0.010 | 0.000146 | 0.03 | 0.000876 |
| Analysis Method | FA-AA | FA-AA | FA-GRA | FA-GRA |
| 795160 Orig | < 0.010 | 0.000388 | | |
| 795160 Split | < 0.010 | 0.000275 | | |
| 795160 Orig | 0.021 | 0.000612 | | |
| 795160 Dup | < 0.010 | 0.000163 | | |
| 795170 Orig | 0.114 | 0.003334 | | |
| 795170 Dup | 0.118 | 0.003444 | | |
| 795180 Orig | 0.596 | 0.017390 | | |
| 795180 Dup | 0.511 | 0.014894 | | |
| 795190 Orig | < 0.010 | < 0.000146 | | |
| 795190 Split | < 0.010 | < 0.000146 | | |
| 795195 Orig | < 0.010 | 0.000277 | | |
| 795195 Dup | 0.017 | 0.000484 | | |
| 795200 Orig | 0.060 | 0.001751 | | |
| 795200 Split | 0.068 | 0.001972 | | |
| 795205 Orig | 0.020 | 0.000571 | | |
| 795205 Dup | 0.020 | 0.000578 | | |
| 795215 Orig | < 0.010 | < 0.000146 | | |
| 795215 Dup | < 0.010 | < 0.000146 | | |
| 795220 Orig | 0.016 | 0.000480 | | |
| 795220 Split | 0.018 | 0.000529 | | |
| 795230 Orig | < 0.010 | < 0.000146 | | |
| 795230 Dup | < 0.010 | < 0.000146 | | |
| 795240 Orig | < 0.010 | < 0.000146 | | |
| 795240 Dup | < 0.010 | < 0.000146 | | |
| 795265 Orig | < 0.010 | < 0.000146 | | |
| 795265 Dup | < 0.010 | 0.000179 | | |
| 795275 Orig | 0.044 | 0.001270 | | |
| 795275 Dup | 0.041 | 0.001210 | | |
| 795280 Orig | < 0.010 | < 0.000146 | | |
| 795280 Split | < 0.010 | 0.000168 | | |
| 795300 Orig | 0.121 | 0.003516 | | |
| 795300 Split | 0.123 | 0.003599 | | |
| 795300 Orig | 0.125 | 0.003652 | | |
| 795300 Dup | 0.116 | 0.003380 | | |
| 795310 Orig | < 0.010 | < 0.000146 | | |
| 795310 Split | < 0.010 | < 0.000146 | | |
| 795310 Orig | < 0.010 | < 0.000146 | | |
| 795310 Dup | < 0.010 | < 0.000146 | | |
| 795320 Orig | < 0.010 | < 0.000146 | | |
| 795320 Dup | < 0.010 | < 0.000146 | | |
| 795335 Orig | < 0.010 | 0.000156 | | |
| 795335 Dup | < 0.010 | 0.000154 | | |
| 795340 Orig | < 0.010 | < 0.000146 | | |
| 795340 Split | < 0.010 | < 0.000146 | | |
| 795345 Orig | < 0.010 | < 0.000146 | | |
| 795345 Dup | < 0.010 | < 0.000146 | | |
| 795350 Orig | < 0.010 | < 0.000146 | | |
| 795350 Split | < 0.010 | < 0.000146 | | |
| 795355 Orig | < 0.010 | < 0.000146 | | |
| 795355 Dup | < 0.010 | 0.000159 | | |
| 795370 Orig | < 0.010 | < 0.000146 | | |
| 795370 Split | < 0.010 | 0.000167 | | |
| 795370 Orig | < 0.010 | < 0.000146 | | |
| 795370 Dup | < 0.010 | < 0.000146 | | |
| 795380 Orig | 0.035 | 0.001034 | | |
| 795380 Dup | 0.034 | 0.000982 | | |
| 795390 Orig | < 0.010 | < 0.000146 | | |

## Quality Control

| Analyte Symbol | Au | Au | Au | Au |
|---|---|---|---|---|
| Unit Symbol | g/mt | oz/ton | g/tonne | oz/ton |
| Detection Limit | 0.010 | 0.000146 | 0.03 | 0.000876 |
| Analysis Method | FA-AA | FA-AA | FA-GRA | FA-GRA |
| 795390 Dup | < 0.010 | < 0.000146 | | |
| 795400 Orig | < 0.010 | < 0.000146 | | |
| 795400 Split | < 0.010 | < 0.000146 | | |
| 795405 Orig | 0.102 | 0.002981 | | |
| 795405 Dup | 0.102 | 0.002983 | | |
| 795415 Orig | 0.014 | 0.000412 | | |
| 795415 Dup | 0.015 | 0.000426 | | |
| 795425 Orig | < 0.010 | < 0.000146 | | |
| 795425 Dup | < 0.010 | < 0.000146 | | |
| 795430 Orig | < 0.010 | < 0.000146 | | |
| 795430 Split | < 0.010 | < 0.000146 | | |
| 795440 Orig | < 0.010 | < 0.000146 | | |
| 795440 Dup | < 0.010 | < 0.000146 | | |
| 795450 Orig | < 0.010 | < 0.000146 | | |
| 795450 Split | 0.014 | 0.000400 | | |
| 795450 Orig | < 0.010 | < 0.000146 | | |
| 795450 Dup | < 0.010 | < 0.000146 | | |
| 795460 Orig | < 0.010 | 0.000240 | | |
| 795460 Split | < 0.010 | < 0.000146 | | |
| 795460 Orig | 0.011 | 0.000312 | | |
| 795460 Dup | < 0.010 | 0.000167 | | |
| 795475 Orig | < 0.010 | < 0.000146 | | |
| 795475 Dup | < 0.010 | < 0.000146 | | |
| 795490 Orig | < 0.010 | 0.000158 | | |
| 795490 Split | < 0.010 | < 0.000146 | | |
| Method Blank | < 0.010 | < 0.000146 | | |
| Method Blank | < 0.010 | < 0.000146 | | |
| Method Blank | < 0.010 | < 0.000146 | | |
| Method Blank | < 0.010 | < 0.000146 | | |
| Method Blank | < 0.010 | < 0.000146 | | |
| Method Blank | < 0.010 | < 0.000146 | | |
| Method Blank | < 0.010 | < 0.000146 | | |
| Method Blank | < 0.010 | < 0.000146 | | |
| Method Blank | < 0.010 | < 0.000146 | | |
| Method Blank | < 0.010 | < 0.000146 | | |
| Method Blank | < 0.010 | < 0.000146 | | |
| Method Blank | < 0.010 | < 0.000146 | | |
| Method Blank | < 0.010 | < 0.000146 | | |
| Method Blank | < 0.010 | < 0.000146 | | |
| Method Blank | < 0.010 | < 0.000146 | | |
| Method Blank | < 0.010 | < 0.000146 | | |
| Method Blank | < 0.010 | < 0.000146 | | |
| Method Blank | < 0.010 | < 0.000146 | | |
| Method Blank | < 0.010 | < 0.000146 | | |
| Method Blank | < 0.010 | < 0.000146 | | |
| Method Blank | < 0.010 | < 0.000146 | | |
| Method Blank | < 0.010 | < 0.000146 | | |
| Method Blank | < 0.010 | < 0.000146 | | |
| Method Blank | < 0.010 | < 0.000146 | | |
| Method Blank | < 0.010 | < 0.000146 | | |
| Method Blank | < 0.010 | < 0.000146 | | |
| Method Blank | < 0.010 | < 0.000146 | | |
| Method Blank | < 0.010 | < 0.000146 | | |
| Method Blank | < 0.010 | < 0.000146 | | |
| Method Blank | < 0.010 | < 0.000146 | | |

## Quality Control

| **Analyte Symbol** | Au | Au | Au | Au |
|---|---|---|---|---|
| **Unit Symbol** | g/mt | oz/ton | g/tonne | oz/ton |
| **Detection Limit** | 0.010 | 0.000146 | 0.03 | 0.000876 |
| **Analysis Method** | FA-AA | FA-AA | FA-GRA | FA-GRA |
| Method Blank | < 0.010 | < 0.000146 | | |
| Method Blank | < 0.010 | < 0.000146 | | |
| Method Blank | < 0.010 | < 0.000146 | | |
| Method Blank | < 0.010 | < 0.000146 | | |
| Method Blank | < 0.010 | < 0.000146 | | |
| Method Blank | < 0.010 | < 0.000146 | | |
| Method Blank | < 0.010 | < 0.000146 | | |
| Method Blank | < 0.010 | < 0.000146 | | |
| Method Blank | < 0.010 | < 0.000146 | | |

*Quality Analysis ...* *Innovative Technologies*

**Date Submitted:** 06-Mar-13
**Invoice No.:** A13-02517-ReAssay
**Invoice Date:** 04-Apr-13
**Your Reference:**

**West Red Lake Gold Mines Inc.**
**1105-65 Queen Street West**
**Toronto ON M5H 2M5**
**Canada**

**ATTN: Vadim Galkin (Results)**

# CERTIFICATE OF ANALYSIS

663 Core samples, 14 Pulp samples and 14 sand samples were submitted for analysis.

The following analytical packages were requested: Code 1A2 - HY Lake Redlake Au - Fire Assay AA
Code 1A3-HY Lake Redlake Au - Fire Assay Gravimetric

REPORT **A13-02517-ReAssa**

This report may be reproduced without our consent. If only selected portions of the report are reproduced, permission must be obtained. If no instructions were given at time of sample submittal regarding excess material, it will be discarded within 90 days of this report. Our liability is limited solely to the analytical cost of these analyses. Test results are representative only of material submitted for analysis.

Notes:
1A3 on Au >10ppm

CERTIFIED BY :

Emmanuel Eseme , Ph.D.
Quality Control

ISO/IEC 17025
SCC Accredited
LAB 266
LAB 266
Accrédité CCN

**ACTIVATION LABORATORIES LTD.**

1336 Sandhill Drive, Ancaster, Ontario Canada L9G 4V5 TELEPHONE +1.905.648.9611 or +1.888.228.5227 FAX +1.905.648.9613
E-MAIL Ancaster@actlabs.com ACTLABS GROUP WEBSITE www.actlabs.com

| **Analyte Symbol** | Au | Au |
|---|---|---|
| **Unit Symbol** | g/mt | oz/ton |
| **Detection Limit** | 0.010 | 0.000146 |
| **Analysis Method** | FA-AA | FA-AA |
| 794884 | < 0.010 | < 0.000146 |
| 794984 | < 0.010 | < 0.000146 |
| 795084 | < 0.010 | < 0.000146 |
| 795184 | < 0.010 | < 0.000146 |
| 795284 | < 0.010 | < 0.000146 |
| 795384 | < 0.010 | < 0.000146 |
| 795484 | < 0.010 | < 0.000146 |

## Quality Control

| **Analyte Symbol** | Au | Au |
|---|---|---|
| **Unit Symbol** | g/mt | oz/ton |
| **Detection Limit** | 0.010 | 0.000146 |
| **Analysis Method** | FA-AA | FA-AA |
| OxD108 Meas | 0.437 | 0.012743 |
| OxD108 Cert | 0.414 | 0.012 |
| SG66 Meas | 1.116 | 0.032562 |
| SG66 Cert | 1.086 | 0.031675 |
| Method Blank | < 0.010 | < 0.000146 |
| Method Blank | < 0.010 | < 0.000146 |

# APPENDIX IV

## Assay Data

West Red Lake Gold 2013 Assay Table

| Hole # | from | to | sample # | sample type | width (m) | sample # | FA-AA | FA-AA | Au-GRA-gpt | Au-GRA-opt |
|---|---|---|---|---|---|---|---|---|---|---|
| RLG-13-01 | 21.5 | 22 | 792101 | | 1 | 792101 | 0.113 | 0.003 | | |
| RLG-13-01 | 22 | 23 | 792102 | | 1 | 792102 | 0.172 | 0.005 | | |
| RLG-13-01 | 23 | 24 | 792103 | | 1 | 792103 | 0.108 | 0.003 | | |
| RLG-13-01 | 24 | 25 | 792104 | | 1 | 792104 | 0.028 | 0.001 | | |
| RLG-13-01 | 25 | 26 | 792105 | | 1 | 792105 | 0.038 | 0.001 | | |
| RLG-13-01 | 26 | 27 | 792106 | | 1 | 792106 | 0.081 | 0.002 | | |
| RLG-13-01 | 27 | 28 | 792107 | | 1 | 792107 | 0.239 | 0.007 | | |
| RLG-13-01 | 28 | 29 | 792108 | | 1 | 792108 | 0.059 | 0.002 | | |
| RLG-13-01 | 29 | 30 | 792109 | | 1 | 792109 | 0.109 | 0.003 | | |
| RLG-13-01 | 30 | 31 | 792110 | | 1 | 792110 | 0.241 | 0.007 | | |
| RLG-13-01 | 31 | 32 | 792111 | | 1 | 792111 | 1.169 | 0.034 | | |
| RLG-13-01 | 32 | 33 | 792112 | | 1 | 792112 | 1.001 | 0.029 | | |
| RLG-13-01 | 33 | 34 | 792113 | | 1 | 792113 | 0.055 | 0.002 | | |
| RLG-13-01 | 34 | 35 | 792114 | | 1 | 792114 | < 0.010 | 0.000 | | |
| RLG-13-01 | 35 | 36 | 792115 | | 1 | 792115 | 0.118 | 0.003 | | |
| RLG-13-01 | 36 | 37 | 792116 | | 1 | 792116 | 0.022 | 0.001 | | |
| RLG-13-01 | 37 | 38 | 792118 | | 1 | 792118 | 0.013 | 0.000 | | |
| RLG-13-01 | 38 | 39 | 792119 | | 1 | 792119 | < 0.010 | < 0.000146 | | |
| RLG-13-01 | 39 | 40 | 792120 | | 1 | 792120 | < 0.010 | < 0.000146 | | |
| RLG-13-01 | 40 | 41 | 792121 | | 1 | 792121 | < 0.010 | 0.000 | | |
| RLG-13-01 | 41 | 42 | 792122 | | 1 | 792122 | < 0.010 | 0.000 | | |
| RLG-13-01 | 42 | 43 | 792123 | | 1 | 792123 | < 0.010 | 0.000 | | |
| RLG-13-01 | 43 | 44 | 792124 | | 1 | 792124 | < 0.010 | < 0.000146 | | |
| RLG-13-01 | 44 | 45 | 792125 | | 1 | 792125 | < 0.010 | < 0.000146 | | |
| RLG-13-01 | 45 | 46 | 792126 | | 1 | 792126 | < 0.010 | < 0.000146 | | |
| RLG-13-01 | 46 | 47 | 792127 | | 1 | 792127 | < 0.010 | 0.000 | | |
| RLG-13-01 | 47 | 48 | 792128 | | 1 | 792128 | 0.036 | 0.001 | | |
| RLG-13-01 | 48 | 49 | 792129 | | 1 | 792129 | < 0.010 | < 0.000146 | | |
| RLG-13-01 | 49 | 50 | 792130 | | 1 | 792130 | < 0.010 | 0.000 | | |
| RLG-13-01 | 50 | 51 | 792131 | | 1 | 792131 | < 0.010 | < 0.000146 | | |
| RLG-13-01 | 51 | 52 | 792132 | | 1 | 792132 | < 0.010 | 0.000 | | |
| RLG-13-01 | 52 | 53 | 792133 | | 1 | 792133 | 0.188 | 0.005 | | |
| RLG-13-01 | 53 | 54 | 792135 | | 1 | 792135 | 0.351 | 0.010 | | |
| RLG-13-01 | 54 | 55 | 792136 | | 1 | 792136 | 0.125 | 0.004 | | |
| RLG-13-01 | 55 | 56 | 792137 | | 1 | 792137 | < 0.010 | < 0.000146 | | |
| RLG-13-01 | 56 | 57 | 792138 | | 1 | 792138 | < 0.010 | < 0.000146 | | |
| RLG-13-01 | 57 | 58 | 792139 | | 1 | 792139 | < 0.010 | < 0.000146 | | |
| RLG-13-01 | 58 | 59 | 792140 | | 1 | 792140 | < 0.010 | < 0.000146 | | |
| RLG-13-01 | 59 | 60 | 792141 | | 1 | 792141 | < 0.010 | < 0.000146 | | |
| RLG-13-01 | 60 | 61 | 792142 | | 1 | 792142 | < 0.010 | < 0.000146 | | |
| RLG-13-01 | 61 | 62 | 792143 | | 1 | 792143 | < 0.010 | 0.000 | | |
| RLG-13-01 | 62 | 63 | 792144 | | 1 | 792144 | < 0.010 | < 0.000146 | | |
| RLG-13-01 | 63 | 64 | 792145 | | 1 | 792145 | < 0.010 | 0.000 | | |
| RLG-13-01 | 64 | 65 | 792146 | | 1 | 792146 | < 0.010 | < 0.000146 | | |
| RLG-13-01 | 65 | 66 | 792147 | | 1 | 792147 | 0.025 | 0.001 | | |
| RLG-13-01 | 66 | 67 | 792148 | | 1 | 792148 | 0.016 | 0.000 | | |
| RLG-13-01 | 67 | 68 | 792149 | | 1 | 792149 | < 0.010 | < 0.000146 | | |
| RLG-13-01 | 67 | 68 | 792150 | duplicate | 1 | 792150 | < 0.010 | < 0.000146 | | |
| RLG-13-01 | 68 | 69 | 792151 | | 1 | 792151 | < 0.010 | 0.000 | | |
| RLG-13-01 | 69 | 70 | 792152 | | 1 | 792152 | < 0.010 | 0.000 | | |
| RLG-13-01 | 70 | 71 | 792153 | | 1 | 792153 | 0.013 | 0.000 | | |
| RLG-13-01 | 71 | 72 | 792154 | | 1 | 792154 | 0.153 | 0.004 | | |
| RLG-13-01 | 72 | 73 | 792155 | | 1 | 792155 | 0.178 | 0.005 | | |
| RLG-13-01 | 73 | 74 | 792156 | | 1 | 792156 | 0.023 | 0.001 | | |
| RLG-13-01 | 74 | 75 | 792157 | | 1 | 792157 | 0.035 | 0.001 | | |

| Hole # | from | to | sample # | sample type | width (m) | sample # | FA-AA | FA-AA | Au-GRA-gpt | Au-GRA-opt |
|---|---|---|---|---|---|---|---|---|---|---|
| RLG-13-01 | 75 | 76 | 792158 | | 1 | 792158 | 0.061 | 0.002 | | |
| RLG-13-01 | 76 | 77 | 792159 | | 1 | 792159 | 0.029 | 0.001 | | |
| RLG-13-01 | 77 | 78 | 792160 | | 1 | 792160 | 0.023 | 0.001 | | |
| RLG-13-01 | 78 | 79 | 792161 | | 1 | 792161 | 0.079 | 0.002 | | |
| RLG-13-01 | 79 | 80 | 792162 | | 1 | 792162 | 0.114 | 0.003 | | |
| RLG-13-01 | 80 | 81 | 792163 | | 1 | 792163 | 0.017 | 0.000 | | |
| RLG-13-01 | 81 | 82 | 792164 | | 1 | 792164 | < 0.010 | < 0.000146 | | |
| RLG-13-01 | 82 | 83 | 792165 | | 1 | 792165 | < 0.010 | < 0.000146 | | |
| RLG-13-01 | 83 | 84 | 792166 | | 1 | 792166 | < 0.010 | < 0.000146 | | |
| RLG-13-01 | 84 | 85 | 792168 | | 1 | 792168 | < 0.010 | < 0.000146 | | |
| RLG-13-01 | 85 | 86 | 792169 | | 1 | 792169 | 0.011 | 0.000 | | |
| RLG-13-01 | 86 | 87 | 792170 | | 1 | 792170 | < 0.010 | 0.000 | | |
| RLG-13-01 | 87 | 88 | 792171 | | 1 | 792171 | < 0.010 | < 0.000146 | | |
| RLG-13-01 | 88 | 89 | 792172 | | 1 | 792172 | 0.027 | 0.001 | | |
| RLG-13-01 | 89 | 90 | 792173 | | 1 | 792173 | < 0.010 | 0.000 | | |
| RLG-13-01 | 90 | 91 | 792174 | | 1 | 792174 | < 0.010 | < 0.000146 | | |
| RLG-13-01 | 91 | 92 | 792175 | | 1 | 792175 | < 0.010 | < 0.000146 | | |
| RLG-13-01 | 92 | 93 | 792176 | | 1 | 792176 | < 0.010 | < 0.000146 | | |
| RLG-13-01 | 93 | 94 | 792177 | | 1 | 792177 | < 0.010 | < 0.000146 | | |
| RLG-13-01 | 94 | 95 | 792178 | | 1 | 792178 | 0.022 | 0.001 | | |
| RLG-13-01 | 95 | 96 | 792179 | | 1 | 792179 | < 0.010 | 0.000 | | |
| RLG-13-01 | 96 | 97 | 792180 | | 1 | 792180 | 0.016 | 0.000 | | |
| RLG-13-01 | 97 | 98 | 792181 | | 1 | 792181 | < 0.010 | < 0.000146 | | |
| RLG-13-01 | 98 | 99 | 792182 | | 1 | 792182 | < 0.010 | 0.000 | | |
| RLG-13-01 | 99 | 100 | 792183 | | 1 | 792183 | < 0.010 | < 0.000146 | | |
| RLG-13-01 | 100 | 101 | 792185 | | 1 | 792185 | < 0.010 | < 0.000146 | | |
| RLG-13-01 | 101 | 102 | 792186 | | 1 | 792186 | < 0.010 | < 0.000146 | | |
| RLG-13-01 | 102 | 103 | 792187 | | 1 | 792187 | 0.028 | 0.001 | | |
| RLG-13-01 | 103 | 104 | 792188 | | 1 | 792188 | < 0.010 | 0.000 | | |
| RLG-13-01 | 104 | 105 | 792189 | | 1 | 792189 | < 0.010 | < 0.000146 | | |
| RLG-13-01 | 105 | 106 | 792190 | | 1 | 792190 | < 0.010 | < 0.000146 | | |
| RLG-13-01 | 106 | 107 | 792191 | | 1 | 792191 | < 0.010 | < 0.000146 | | |
| RLG-13-01 | 107 | 108 | 792192 | | 1 | 792192 | < 0.010 | 0.000 | | |
| RLG-13-01 | 108 | 109 | 792193 | | 1 | 792193 | < 0.010 | 0.000 | | |
| RLG-13-01 | 109 | 110 | 792194 | | 1 | 792194 | < 0.010 | < 0.000146 | | |
| RLG-13-01 | 110 | 111 | 792195 | | 1 | 792195 | < 0.010 | < 0.000146 | | |
| RLG-13-01 | 111 | 112 | 792196 | | 1 | 792196 | < 0.010 | < 0.000146 | | |
| RLG-13-01 | 112 | 113 | 792197 | | 1 | 792197 | < 0.010 | 0.000 | | |
| RLG-13-01 | 113 | 114 | 792198 | | 1 | 792198 | < 0.010 | < 0.000146 | | |
| RLG-13-01 | 114 | 115 | 792199 | | 1 | 792199 | < 0.010 | < 0.000146 | | |
| RLG-13-01 | 114 | 115 | 792200 | duplicate | 1 | 792200 | < 0.010 | < 0.000146 | | |
| RLG-13-01 | 115 | 116 | 792201 | | 1 | 792201 | < 0.010 | < 0.000146 | | |
| RLG-13-01 | 116 | 117 | 792202 | | 1 | 792202 | < 0.010 | < 0.000146 | | |
| RLG-13-01 | 117 | 118 | 792203 | | 1 | 792203 | < 0.010 | < 0.000146 | | |
| RLG-13-01 | 118 | 119 | 792204 | | 1 | 792204 | < 0.010 | < 0.000146 | | |
| RLG-13-01 | 119 | 120 | 792205 | | 1 | 792205 | < 0.010 | < 0.000146 | | |
| RLG-13-01 | 120 | 121 | 792206 | | 1 | 792206 | < 0.010 | < 0.000146 | | |
| RLG-13-01 | 121 | 122 | 792207 | | 1 | 792207 | < 0.010 | 0.000 | | |
| RLG-13-01 | 122 | 123 | 792208 | | 1 | 792208 | < 0.010 | < 0.000146 | | |
| RLG-13-01 | 123 | 124 | 792209 | | 1 | 792209 | < 0.010 | < 0.000146 | | |
| RLG-13-01 | 124 | 125 | 792210 | | 1 | 792210 | < 0.010 | < 0.000146 | | |
| RLG-13-01 | 125 | 126 | 792211 | | 1 | 792211 | < 0.010 | < 0.000146 | | |
| RLG-13-01 | 126 | 127 | 792212 | | 1 | 792212 | < 0.010 | < 0.000146 | | |
| RLG-13-01 | 127 | 128 | 792213 | | 1 | 792213 | < 0.010 | < 0.000146 | | |
| RLG-13-01 | 128 | 129 | 792214 | | 1 | 792214 | < 0.010 | < 0.000146 | | |

| Hole # | from | to | sample # | sample type | width (m) | sample # | FA-AA | FA-AA | Au-GRA-gpt | Au-GRA-opt |
|---|---|---|---|---|---|---|---|---|---|---|
| RLG-13-01 | 129 | 130 | 792215 | | 1 | 792215 | 0.015 | 0.000 | | |
| RLG-13-01 | 130 | 131 | 792216 | | 1 | 792216 | < 0.010 | < 0.000146 | | |
| RLG-13-01 | 131 | 132 | 792218 | | 1 | 792218 | 0.015 | 0.000 | | |
| RLG-13-01 | 132 | 133 | 792219 | | 1 | 792219 | < 0.010 | < 0.000146 | | |
| RLG-13-01 | 133 | 134 | 792220 | | 1 | 792220 | < 0.010 | < 0.000146 | | |
| RLG-13-01 | 134 | 135 | 792221 | | 1 | 792221 | < 0.010 | < 0.000146 | | |
| RLG-13-01 | 135 | 136 | 792222 | | 1 | 792222 | < 0.010 | < 0.000146 | | |
| RLG-13-01 | 136 | 137 | 792223 | | 1 | 792223 | < 0.010 | < 0.000146 | | |
| RLG-13-01 | 137 | 138 | 792224 | | 1 | 792224 | 0.013 | 0.000 | | |
| RLG-13-01 | 138 | 139 | 792225 | | 1 | 792225 | < 0.010 | 0.000 | | |
| RLG-13-01 | 139 | 140 | 792226 | | 1 | 792226 | < 0.010 | 0.000 | | |
| RLG-13-01 | 140 | 141 | 792227 | | 1 | 792227 | 0.035 | 0.001 | | |
| RLG-13-01 | 141 | 142 | 792228 | | 1 | 792228 | 0.013 | 0.000 | | |
| RLG-13-01 | 142 | 143 | 792229 | | 1 | 792229 | 0.014 | 0.000 | | |
| RLG-13-01 | 143 | 144 | 792230 | | 1 | 792230 | 0.013 | 0.000 | | |
| RLG-13-01 | 144 | 145 | 792231 | | 1 | 792231 | < 0.010 | 0.000 | | |
| RLG-13-01 | 145 | 146 | 792232 | | 1 | 792232 | < 0.010 | < 0.000146 | | |
| RLG-13-01 | 146 | 147 | 792233 | | 1 | 792233 | < 0.010 | < 0.000146 | | |
| RLG-13-01 | 147 | 148 | 792235 | | 1 | 792235 | < 0.010 | < 0.000146 | | |
| RLG-13-01 | 148 | 149 | 792236 | | 1 | 792236 | < 0.010 | < 0.000146 | | |
| RLG-13-01 | 149 | 150 | 792237 | | 1 | 792237 | < 0.010 | < 0.000146 | | |
| RLG-13-01 | 150 | 151 | 792238 | | 1 | 792238 | < 0.010 | < 0.000146 | | |
| RLG-13-01 | 151 | 152 | 792239 | | 1 | 792239 | < 0.010 | < 0.000146 | | |
| RLG-13-01 | 152 | 153 | 792240 | | 1 | 792240 | < 0.010 | < 0.000146 | | |
| RLG-13-01 | 153 | 154 | 792241 | | 1 | 792241 | < 0.010 | < 0.000146 | | |
| RLG-13-01 | 154 | 155 | 792242 | | 1 | 792242 | < 0.010 | < 0.000146 | | |
| RLG-13-01 | 155 | 156 | 792243 | | 1 | 792243 | < 0.010 | < 0.000146 | | |
| RLG-13-01 | 156 | 157 | 792244 | | 1 | 792244 | < 0.010 | < 0.000146 | | |
| RLG-13-01 | 157 | 158 | 792245 | | 1 | 792245 | 0.049 | 0.001 | | |
| RLG-13-01 | 158 | 159 | 792246 | | 1 | 792246 | < 0.010 | 0.000 | | |
| RLG-13-01 | 159 | 160 | 792247 | | 1 | 792247 | < 0.010 | 0.000 | | |
| RLG-13-01 | 160 | 161 | 792248 | | 1 | 792248 | < 0.010 | < 0.000146 | | |
| RLG-13-01 | 161 | 162 | 792249 | | 1 | 792249 | < 0.010 | < 0.000146 | | |
| RLG-13-01 | 161 | 162 | 792250 | duplicate | 1 | 792250 | < 0.010 | < 0.000146 | | |
| RLG-13-01 | 162 | 163 | 792251 | | 1 | 792251 | < 0.010 | < 0.000146 | | |
| RLG-13-01 | 163 | 164 | 792252 | | 1 | 792252 | 0.035 | 0.001 | | |
| RLG-13-01 | 164 | 165 | 792253 | | 1 | 792253 | < 0.010 | < 0.000146 | | |
| RLG-13-01 | 165 | 166 | 792254 | | 1 | 792254 | < 0.010 | < 0.000146 | | |
| RLG-13-01 | 166 | 167 | 792255 | | 1 | 792255 | < 0.010 | < 0.000146 | | |
| RLG-13-01 | 167 | 168 | 792256 | | 1 | 792256 | 0.011 | 0.000 | | |
| RLG-13-01 | 168 | 169 | 792257 | | 1 | 792257 | < 0.010 | 0.000 | | |
| RLG-13-01 | 169 | 170 | 792258 | | 1 | 792258 | < 0.010 | < 0.000146 | | |
| RLG-13-01 | 170 | 171 | 792259 | | 1 | 792259 | < 0.010 | 0.000 | | |
| RLG-13-01 | 171 | 172 | 792260 | | 1 | 792260 | < 0.010 | < 0.000146 | | |
| RLG-13-01 | 172 | 173 | 792261 | | 1 | 792261 | < 0.010 | < 0.000146 | | |
| RLG-13-01 | 173 | 174 | 792262 | | 1 | 792262 | < 0.010 | < 0.000146 | | |
| RLG-13-01 | 174 | 175 | 792263 | | 1 | 792263 | < 0.010 | 0.000 | | |
| RLG-13-01 | 175 | 176 | 792264 | | 1 | 792264 | < 0.010 | < 0.000146 | | |
| RLG-13-01 | 176 | 177 | 792265 | | 1 | 792265 | 0.022 | 0.001 | | |
| RLG-13-01 | 177 | 178 | 792266 | | 1 | 792266 | < 0.010 | < 0.000146 | | |
| RLG-13-01 | 178 | 179 | 792268 | | 1 | 792268 | < 0.010 | < 0.000146 | | |
| RLG-13-01 | 179 | 180 | 792269 | | 1 | 792269 | < 0.010 | < 0.000146 | | |
| RLG-13-01 | 180 | 181 | 792270 | | 1 | 792270 | < 0.010 | < 0.000146 | | |
| RLG-13-01 | 181 | 182 | 792271 | | 1 | 792271 | < 0.010 | < 0.000146 | | |
| RLG-13-01 | 182 | 183 | 792272 | | 1 | 792272 | < 0.010 | 0.000 | | |

West Red Lake Gold 2013 Assay Table

| Hole # | from | to | sample # | sample type | width (m) | sample # | FA-AA | FA-AA | Au-GRA-gpt | Au-GRA-opt |
|---|---|---|---|---|---|---|---|---|---|---|
| RLG-13-01 | 183 | 184 | 792273 | | 1 | 792273 | < 0.010 | < 0.000146 | | |
| RLG-13-01 | 184 | 185 | 792274 | | 1 | 792274 | 0.02 | 0.001 | | |
| RLG-13-01 | 185 | 186 | 792275 | | 1 | 792275 | < 0.010 | < 0.000146 | | |
| RLG-13-01 | 186 | 187 | 792276 | | 1 | 792276 | < 0.010 | 0.000 | | |
| RLG-13-01 | 187 | 188 | 792277 | | 1 | 792277 | < 0.010 | < 0.000146 | | |
| RLG-13-01 | 188 | 189 | 792278 | | 1 | 792278 | 0.05 | 0.001 | | |
| RLG-13-01 | 189 | 190 | 792279 | | 1 | 792279 | < 0.010 | 0.000 | | |
| RLG-13-01 | 190 | 191 | 792280 | | | 792280 | < 0.010 | 0.000 | | |
| RLG-13-01 | 191 | 192 | 792281 | | | 792281 | 0.037 | 0.001 | | |
| RLG-13-01 | 192 | 193 | 792282 | | | 792282 | < 0.010 | 0.000 | | |
| RLG-13-01 | 193 | 194 | 792283 | | | 792283 | 0.06 | 0.002 | | |
| RLG-13-01 | 194 | 195 | 792285 | | | 792285 | 0.067 | 0.002 | | |
| RLG-13-01 | 195 | 196 | 792286 | | | 792286 | 0.716 | 0.021 | | |
| RLG-13-01 | 196 | 197 | 792287 | | | 792287 | < 0.010 | 0.000 | | |
| RLG-13-01 | 197 | 198 | 792288 | | | 792288 | 3.236 | 0.094 | | |
| RLG-13-01 | 198 | 199 | 792289 | | | 792289 | 0.082 | 0.002 | | |
| RLG-13-01 | 199 | 200 | 792290 | | | 792290 | 0.599 | 0.017 | | |
| RLG-13-01 | 200 | 201 | 792291 | | | 792291 | 0.449 | 0.013 | | |
| RLG-13-01 | 201 | 202 | 792292 | | | 792292 | 0.435 | 0.013 | | |
| RLG-13-01 | 202 | 203 | 792293 | | | 792293 | 1.887 | 0.055 | | |
| RLG-13-01 | 203 | 204 | 792294 | | | 792294 | 0.063 | 0.002 | | |
| RLG-13-01 | 204 | 205 | 792295 | | | 792295 | 0.079 | 0.002 | | |
| RLG-13-01 | 205 | 206 | 792296 | | | 792296 | 0.157 | 0.005 | | |
| RLG-13-01 | 206 | 207 | 792297 | | | 792297 | 0.053 | 0.002 | | |
| RLG-13-01 | 207 | 208 | 792298 | | | 792298 | 0.056 | 0.002 | | |
| RLG-13-01 | 208 | 209 | 792299 | | | 792299 | 0.059 | 0.002 | | |
| RLG-13-01 | 208 | 209 | 792300 | duplicate | | 792300 | 0.034 | 0.001 | | |
| RLG-13-01 | 209 | 210 | 792301 | | | 792301 | 0.023 | 0.001 | | |
| RLG-13-01 | 210 | 211 | 792302 | | | 792302 | < 0.010 | < 0.000146 | | |
| RLG-13-01 | 211 | 212 | 792303 | | | 792303 | < 0.010 | < 0.000146 | | |
| RLG-13-01 | 212 | 213 | 792304 | | | 792304 | 0.071 | 0.002 | | |
| RLG-13-01 | 213 | 214 | 792305 | | | 792305 | 0.011 | 0.000 | | |
| RLG-13-01 | 214 | 215 | 792306 | | | 792306 | 1.432 | 0.042 | | |
| RLG-13-01 | 215 | 216 | 792307 | | | 792307 | 1.288 | 0.038 | | |
| RLG-13-01 | 216 | 217 | 792308 | | | 792308 | 0.01 | 0.000 | | |
| RLG-13-01 | 217 | 218 | 792309 | | | 792309 | 0.055 | 0.002 | | |
| RLG-13-01 | 218 | 219 | 792310 | | | 792310 | 0.038 | 0.001 | | |
| RLG-13-01 | 219 | 220 | 792311 | | | 792311 | 0.017 | 0.000 | | |
| RLG-13-01 | 220 | 221 | 792312 | | | 792312 | < 0.010 | 0.000 | | |
| RLG-13-01 | 221 | 222 | 792313 | | | 792313 | < 0.010 | < 0.000146 | | |
| RLG-13-01 | 222 | 223 | 792314 | | | 792314 | < 0.010 | 0.000 | | |
| RLG-13-01 | 223 | 224 | 792315 | | | 792315 | 0.06 | 0.002 | | |
| RLG-13-01 | 224 | 225 | 792316 | | | 792316 | 0.103 | 0.003 | | |
| RLG-13-01 | 225 | 226 | 792318 | | | 792318 | 0.029 | 0.001 | | |
| RLG-13-01 | 226 | 227 | 792319 | | | 792319 | < 0.010 | < 0.000146 | | |
| RLG-13-01 | 227 | 228 | 792320 | | | 792320 | < 0.010 | 0.000 | | |
| RLG-13-01 | 228 | 229 | 792321 | | | 792321 | < 0.010 | 0.000 | | |
| RLG-13-01 | 229 | 230 | 792322 | | | 792322 | 0.049 | 0.001 | | |
| RLG-13-01 | 230 | 231 | 792323 | | | 792323 | < 0.010 | < 0.000146 | | |
| RLG-13-01 | 231 | 232 | 792324 | | | 792324 | 0.043 | 0.001 | | |
| RLG-13-01 | 232 | 233 | 792325 | | | 792325 | 0.049 | 0.001 | | |
| RLG-13-01 | 233 | 234 | 792326 | | | 792326 | 0.064 | 0.002 | | |
| RLG-13-01 | 234 | 235 | 792327 | | | 792327 | 0.042 | 0.001 | | |
| RLG-13-01 | 235 | 236 | 792328 | | | 792328 | 0.104 | 0.003 | | |
| RLG-13-01 | 236 | 237 | 792329 | | | 792329 | 0.079 | 0.002 | | |

West Red Lake Gold 2013 Assay Table

| Hole # | from | to | sample # | sample type | width (m) | sample # | FA-AA | FA-AA | Au-GRA-gpt | Au-GRA-opt |
|---|---|---|---|---|---|---|---|---|---|---|
| RLG-13-01 | 237 | 238 | 792330 | | | 792330 | 0.162 | 0.005 | | |
| RLG-13-01 | 238 | 239 | 792331 | | | 792331 | 0.101 | 0.003 | | |
| RLG-13-01 | 239 | 240 | 792332 | | | 792332 | 0.044 | 0.001 | | |
| RLG-13-01 | 240 | 241 | 792333 | | | 792333 | 0.115 | 0.003 | | |
| RLG-13-01 | 241 | 242 | 792335 | | | 792335 | 0.161 | 0.005 | | |
| RLG-13-01 | 242 | 243 | 792336 | | | 792336 | 0.335 | 0.010 | | |
| RLG-13-01 | 243 | 244 | 792337 | | | 792337 | 0.066 | 0.002 | | |
| RLG-13-01 | 244 | 245 | 792338 | | | 792338 | 1.43 | 0.042 | | |
| RLG-13-01 | 245 | 246 | 792339 | | | 792339 | 0.101 | 0.003 | | |
| RLG-13-01 | 246 | 247 | 792340 | | | 792340 | 0.195 | 0.006 | | |
| RLG-13-01 | 247 | 248 | 792341 | | | 792341 | 0.766 | 0.022 | | |
| RLG-13-01 | 248 | 249 | 792342 | | | 792342 | 0.015 | 0.000 | | |
| RLG-13-01 | 249 | 250 | 792343 | | | 792343 | 0.366 | 0.011 | | |
| RLG-13-01 | 250 | 251 | 792344 | | | 792344 | 0.37 | 0.011 | | |
| RLG-13-01 | 251 | 252 | 792345 | | | 792345 | 0.062 | 0.002 | | |
| RLG-13-01 | 252 | 253 | 792346 | | | 792346 | 0.018 | 0.001 | | |
| RLG-13-01 | 253 | 254 | 792347 | | | 792347 | < 0.010 | 0.000 | | |
| RLG-13-01 | 254 | 255 | 792348 | | | 792348 | 0.198 | 0.006 | | |
| RLG-13-01 | 255 | 256 | 792350 | duplicate | | 792350 | 0.08 | 0.002 | | |
| RLG-13-01 | 255 | 256 | 792349 | | | 792349 | 0.045 | 0.001 | | |
| RLG-13-01 | 256 | 257 | 792351 | | | 792351 | 4.974 | 0.145 | | |
| RLG-13-01 | 257 | 258 | 792352 | | | 792352 | 1.308 | 0.038 | | |
| RLG-13-01 | 258 | 259 | 792353 | | | 792353 | 0.296 | 0.009 | | |
| RLG-13-01 | 259 | 260 | 792354 | | | 792354 | 0.547 | 0.016 | | |
| RLG-13-01 | 260 | 261 | 792355 | | | 792355 | < 0.010 | 0.000 | | |
| RLG-13-01 | 261 | 262 | 792356 | | | 792356 | < 0.010 | 0.000 | | |
| RLG-13-01 | 262 | 263 | 792357 | | | 792357 | 0.029 | 0.001 | | |
| RLG-13-01 | 263 | 264 | 792358 | | | 792358 | < 0.010 | 0.000 | | |
| RLG-13-01 | 264 | 265 | 792359 | | | 792359 | 0.056 | 0.002 | | |
| RLG-13-01 | 265 | 266 | 792360 | | | 792360 | 2.314 | 0.068 | | |
| RLG-13-01 | 266 | 267 | 792361 | | | 792361 | 0.528 | 0.015 | | |
| RLG-13-01 | 267 | 268 | 792362 | | | 792362 | 0.162 | 0.005 | | |
| RLG-13-01 | 268 | 269 | 792363 | | | 792363 | 0.237 | 0.007 | | |
| RLG-13-01 | 269 | 270 | 792364 | | | 792364 | 0.04 | 0.001 | | |
| RLG-13-01 | 270 | 271 | 792365 | | | 792365 | < 0.010 | 0.000 | | |
| RLG-13-01 | 271 | 272 | 792366 | | | 792366 | 0.263 | 0.008 | | |
| RLG-13-01 | 272 | 273 | 792368 | | | 792368 | 0.076 | 0.002 | | |
| RLG-13-01 | 273 | 274 | 792369 | | | 792369 | 0.021 | 0.001 | | |
| RLG-13-01 | 274 | 275 | 792370 | | | 792370 | < 0.010 | < 0.000146 | | |
| RLG-13-01 | 275 | 276 | 792371 | | | 792371 | < 0.010 | < 0.000146 | | |
| RLG-13-01 | 276 | 277 | 792372 | | | 792372 | < 0.010 | < 0.000146 | | |
| RLG-13-01 | 277 | 278 | 792373 | | | 792373 | < 0.010 | < 0.000146 | | |
| RLG-13-01 | 278 | 279 | 792374 | | | 792374 | < 0.010 | < 0.000146 | | |
| RLG-13-01 | 279 | 280 | 792375 | | | 792375 | 0.018 | 0.001 | | |
| RLG-13-01 | 280 | 281 | 792376 | | | 792376 | 0.012 | 0.000 | | |
| RLG-13-01 | 281 | 282 | 792377 | | | 792377 | < 0.010 | 0.000 | | |
| RLG-13-01 | 282 | 283 | 792378 | | | 792378 | 0.012 | 0.000 | | |
| RLG-13-01 | 283 | 284 | 792379 | | | 792379 | < 0.010 | < 0.000146 | | |
| RLG-13-01 | 284 | 285 | 792380 | | | 792380 | 0.035 | 0.001 | | |
| RLG-13-01 | 285 | 286 | 792381 | | | 792381 | 0.122 | 0.004 | | |
| RLG-13-01 | 286 | 287 | 792382 | | | 792382 | 0.313 | 0.009 | | |
| RLG-13-01 | 287 | 288 | 792383 | | | 792383 | < 0.010 | 0.000 | | |
| RLG-13-01 | 288 | 289 | 792385 | | | 792385 | < 0.010 | 0.000 | | |
| RLG-13-01 | 289 | 290 | 792386 | | | 792386 | < 0.010 | < 0.000146 | | |
| RLG-13-01 | 290 | 291 | 792387 | | | 792387 | 0.01 | 0.000 | | |

| Hole # | from | to | sample # | sample type | width (m) | sample # | FA-AA | FA-AA | Au-GRA-gpt | Au-GRA-opt |
|---|---|---|---|---|---|---|---|---|---|---|
| RLG-13-01 | 291 | 292 | 792388 | | | 792388 | < 0.010 | < 0.000146 | | |
| RLG-13-01 | 292 | 293 | 792389 | | | 792389 | 0.096 | 0.003 | | |
| RLG-13-01 | 293 | 294 | 792390 | | | 792390 | < 0.010 | < 0.000146 | | |
| RLG-13-01 | 294 | 295 | 792391 | | | 792391 | < 0.010 | < 0.000146 | | |
| RLG-13-01 | 295 | 296 | 792392 | | | 792392 | < 0.010 | < 0.000146 | | |
| RLG-13-01 | 296 | 297 | 792393 | | | 792393 | < 0.010 | < 0.000146 | | |
| RLG-13-01 | 297 | 298 | 792394 | | | 792394 | 0.165 | 0.005 | | |
| RLG-13-01 | 298 | 299 | 792395 | | | 792395 | 0.081 | 0.002 | | |
| RLG-13-01 | 299 | 300 | 792396 | | | 792396 | 0.05 | 0.001 | | |
| RLG-13-01 | 300 | 301 | 792397 | | | 792397 | 0.057 | 0.002 | | |
| RLG-13-01 | 301 | 302 | 792398 | | | 792398 | 0.059 | 0.002 | | |
| RLG-13-01 | 302 | 303 | 792399 | | | 792399 | 0.03 | 0.001 | | |
| RLG-13-01 | 302 | 303 | 792400 | duplicate | | 792400 | 0.016 | 0.000 | | |
| RLG-13-01 | 303 | 304 | 792401 | | | 792401 | 0.074 | 0.002 | | |
| RLG-13-01 | 304 | 305 | 792402 | | | 792402 | 0.156 | 0.005 | | |
| RLG-13-01 | 305 | 306 | 792403 | | | 792403 | 0.024 | 0.001 | | |
| RLG-13-01 | 306 | 307 | 792404 | | | 792404 | 0.038 | 0.001 | | |
| RLG-13-01 | 307 | 308 | 792405 | | | 792405 | 0.011 | 0.000 | | |
| RLG-13-01 | 308 | 309 | 792406 | | | 792406 | 0.013 | 0.000 | | |
| RLG-13-01 | 309 | 310 | 792407 | | | 792407 | 0.011 | 0.000 | | |
| RLG-13-01 | 310 | 311 | 792408 | | | 792408 | 0.028 | 0.001 | | |
| RLG-13-01 | 311 | 312 | 792409 | | | 792409 | 0.02 | 0.001 | | |
| RLG-13-01 | 312 | 313 | 792410 | | | 792410 | 0.013 | 0.000 | | |
| RLG-13-01 | 313 | 314 | 792411 | | | 792411 | 0.023 | 0.001 | | |
| RLG-13-01 | 314 | 315 | 792412 | | | 792412 | 0.019 | 0.001 | | |
| RLG-13-01 | 315 | 316 | 792413 | | | 792413 | 0.021 | 0.001 | | |
| RLG-13-01 | 316 | 317 | 792414 | | | 792414 | < 0.010 | 0.000 | | |
| RLG-13-01 | 317 | 318 | 792415 | | | 792415 | 0.022 | 0.001 | | |
| RLG-13-01 | 318 | 319 | 792416 | | | 792416 | < 0.010 | 0.000 | | |
| RLG-13-01 | 319 | 320 | 792418 | | | 792418 | < 0.010 | < 0.000146 | | |
| RLG-13-01 | 320 | 321 | 792419 | | | 792419 | < 0.010 | 0.000 | | |
| RLG-13-01 | 321 | 322 | 792420 | | | 792420 | < 0.010 | 0.000 | | |
| RLG-13-01 | 322 | 323 | 792421 | | | 792421 | < 0.010 | < 0.000146 | | |
| RLG-13-01 | 323 | 324 | 792422 | | | 792422 | < 0.010 | < 0.000146 | | |
| RLG-13-01 | 324 | 325 | 792423 | | | 792423 | < 0.010 | 0.000 | | |
| RLG-13-01 | 325 | 326 | 792424 | | | 792424 | < 0.010 | < 0.000146 | | |
| RLG-13-01 | 326 | 327 | 792425 | | | 792425 | < 0.010 | < 0.000146 | | |
| RLG-13-01 | 327 | 328 | 792426 | | | 792426 | < 0.010 | < 0.000146 | | |
| RLG-13-01 | 328 | 329 | 792427 | | | 792427 | < 0.010 | < 0.000146 | | |
| RLG-13-01 | 329 | 330 | 792428 | | | 792428 | 0.035 | 0.001 | | |
| RLG-13-01 | 330 | 331 | 792429 | | | 792429 | 0.05 | 0.001 | | |
| RLG-13-01 | 331 | 332 | 792430 | | | 792430 | 0.083 | 0.002 | | |
| RLG-13-01 | 332 | 333 | 792431 | | | 792431 | 0.284 | 0.008 | | |
| RLG-13-01 | 333 | 334 | 792432 | | | 792432 | 0.063 | 0.002 | | |
| RLG-13-01 | 334 | 335 | 792433 | | | 792433 | 0.031 | 0.001 | | |
| RLG-13-01 | 335 | 336 | 792435 | | | 792435 | 0.015 | 0.000 | | |
| RLG-13-01 | 336 | 337 | 792436 | | | 792436 | 0.05 | 0.001 | | |
| RLG-13-01 | 337 | 338 | 792437 | | | 792437 | 0.034 | 0.001 | | |
| RLG-13-01 | 338 | 339 | 792438 | | | 792438 | < 0.010 | < 0.000146 | | |
| RLG-13-01 | 339 | 340 | 792439 | | | 792439 | < 0.010 | < 0.000146 | | |
| RLG-13-01 | 340 | 341 | 792440 | | | 792440 | < 0.010 | < 0.000146 | | |
| RLG-13-01 | 341 | 342 | 792441 | | | 792441 | 0.059 | 0.002 | | |
| RLG-13-01 | 342 | 343 | 792442 | | | 792442 | 0.089 | 0.003 | | |
| RLG-13-01 | 343 | 344 | 792443 | | | 792443 | 0.016 | 0.000 | | |
| RLG-13-01 | 344 | 345 | 792444 | | | 792444 | 0.057 | 0.002 | | |

| Hole # | from | to | sample # | sample type | width (m) | sample # | FA-AA | FA-AA | Au-GRA-gpt | Au-GRA-opt |
|---|---|---|---|---|---|---|---|---|---|---|
| RLG-13-01 | 345 | 346 | 792445 | | | 792445 | 0.392 | 0.011 | | |
| RLG-13-01 | 346 | 347 | 792446 | | | 792446 | 0.171 | 0.005 | | |
| RLG-13-01 | 347 | 348 | 792447 | | | 792447 | 0.015 | 0.000 | | |
| RLG-13-01 | 348 | 349 | 792448 | | | 792448 | 0.022 | 0.001 | | |
| RLG-13-01 | 349 | 350 | 792449 | | | 792449 | 0.014 | 0.000 | | |
| RLG-13-01 | 349 | 350 | 792450 | duplicate | | 792450 | 0.012 | 0.000 | | |
| RLG-13-01 | 350 | 351 | 792451 | | | 792451 | 0.02 | 0.001 | | |
| RLG-13-01 | 351 | 352 | 792452 | | | 792452 | 0.01 | 0.000 | | |
| RLG-13-01 | 352 | 353 | 792453 | | | 792453 | < 0.010 | 0.000 | | |
| RLG-13-01 | 353 | 354 | 792454 | | | 792454 | < 0.010 | 0.000 | | |
| RLG-13-01 | 354 | 355 | 792455 | | | 792455 | 0.036 | 0.001 | | |
| RLG-13-01 | 355 | 356 | 792456 | | | 792456 | 0.064 | 0.002 | | |
| RLG-13-01 | 356 | 357 | 792457 | | | 792457 | 0.031 | 0.001 | | |
| RLG-13-01 | 357 | 358 | 792458 | | | 792458 | 0.092 | 0.003 | | |
| RLG-13-01 | 358 | 359 | 792459 | | | 792459 | 0.048 | 0.001 | | |
| RLG-13-01 | 359 | 360 | 792460 | | | 792460 | < 0.010 | 0.000 | | |
| RLG-13-01 | 360 | 361 | 792461 | | | 792461 | 0.011 | 0.000 | | |
| RLG-13-01 | 361 | 362 | 792462 | | | 792462 | 0.015 | 0.000 | | |
| RLG-13-01 | 362 | 363 | 792463 | | | 792463 | < 0.010 | 0.000 | | |
| RLG-13-01 | 363 | 364 | 792464 | | | 792464 | < 0.010 | 0.000 | | |
| RLG-13-01 | 364 | 365 | 792465 | | | 792465 | < 0.010 | 0.000 | | |
| RLG-13-01 | 365 | 366 | 792466 | | | 792466 | < 0.010 | 0.000 | | |
| RLG-13-01 | 366 | 367 | 792468 | | | 792468 | 0.025 | 0.001 | | |
| RLG-13-01 | 367 | 368 | 792469 | | | 792469 | < 0.010 | < 0.000146 | | |
| RLG-13-01 | 368 | 369 | 792470 | | | 792470 | < 0.010 | < 0.000146 | | |
| RLG-13-01 | 369 | 370 | 792471 | | | 792471 | < 0.010 | 0.000 | | |
| RLG-13-01 | 370 | 371 | 792472 | | | 792472 | < 0.010 | 0.000 | | |
| RLG-13-01 | 371 | 372 | 792473 | | | 792473 | < 0.010 | 0.000 | | |
| RLG-13-01 | 372 | 373 | 792474 | | | 792474 | < 0.010 | 0.000 | | |
| RLG-13-01 | 373 | 374 | 792475 | | | 792475 | < 0.010 | < 0.000146 | | |
| RLG-13-01 | 374 | 375 | 792476 | | | 792476 | 0.011 | 0.000 | | |
| RLG-13-01 | 375 | 376 | 792477 | | | 792477 | < 0.010 | 0.000 | | |
| RLG-13-01 | 376 | 377 | 792478 | | | 792478 | 0.059 | 0.002 | | |
| RLG-13-01 | 377 | 378 | 792479 | | | 792479 | 0.103 | 0.003 | | |
| RLG-13-01 | 378 | 379 | 792480 | | | 792480 | 0.041 | 0.001 | | |
| RLG-13-01 | 379 | 380 | 792481 | | | 792481 | < 0.010 | 0.000 | | |
| RLG-13-01 | 380 | 381 | 792482 | | | 792482 | < 0.010 | 0.000 | | |
| RLG-13-01 | 381 | 382 | 792483 | | | 792483 | 0.467 | 0.014 | | |
| RLG-13-01 | 382 | 383 | 792485 | | | 792485 | < 0.010 | 0.000 | | |
| RLG-13-01 | 383 | 384 | 792486 | | | 792486 | < 0.010 | 0.000 | | |
| RLG-13-01 | 384 | 385 | 792487 | | | 792487 | < 0.010 | 0.000 | | |
| RLG-13-01 | 385 | 386 | 792488 | | | 792488 | 0.11 | 0.003 | | |
| RLG-13-01 | 386 | 387 | 792489 | | | 792489 | < 0.010 | 0.000 | | |
| RLG-13-01 | 387 | 388 | 792490 | | | 792490 | < 0.010 | 0.000 | | |
| RLG-13-01 | 388 | 389 | 792491 | | | 792491 | 0.011 | 0.000 | | |
| RLG-13-01 | 389 | 390 | 792492 | | | 792492 | < 0.010 | 0.000 | | |
| RLG-13-01 | 390 | 391 | 792493 | | | 792493 | 0.015 | 0.000 | | |
| RLG-13-01 | 391 | 392 | 792494 | | | 792494 | 0.032 | 0.001 | | |
| RLG-13-01 | 392 | 393 | 792495 | | | 792495 | < 0.010 | < 0.000146 | | |
| RLG-13-01 | 393 | 394 | 792496 | | | 792496 | < 0.010 | 0.000 | | |
| RLG-13-01 | 394 | 395 | 792497 | | | 792497 | < 0.010 | < 0.000146 | | |
| RLG-13-01 | 395 | 396 | 792498 | | | 792498 | < 0.010 | 0.000 | | |
| RLG-13-01 | 396 | 397 | 792500 | duplicate | | 792500 | < 0.010 | 0.000 | | |
| RLG-13-01 | 396 | 397 | 792499 | | | 792499 | 0.01 | 0.000 | | |
| RLG-13-01 | 397 | 398 | 792501 | | | 792501 | < 0.010 | < 0.000146 | | |

West Red Lake Gold 2013 Assay Table

| Hole # | from | to | sample # | sample type | width (m) | sample # | FA-AA | FA-AA | Au-GRA-gpt | Au-GRA-opt |
|---|---|---|---|---|---|---|---|---|---|---|
| RLG-13-01 | 398 | 399 | 792502 | | | 792502 | < 0.010 | 0.000 | | |
| RLG-13-01 | 399 | 400 | 792503 | | | 792503 | 0.031 | 0.001 | | |
| RLG-13-01 | 400 | 401 | 792504 | | | 792504 | < 0.010 | 0.000 | | |
| RLG-13-01 | 401 | 402 | 792505 | | | 792505 | < 0.010 | 0.000 | | |
| RLG-13-01 | 402 | 403 | 792506 | | | 792506 | 0.033 | 0.001 | | |
| RLG-13-01 | 403 | 404 | 792507 | | | 792507 | 0.036 | 0.001 | | |
| RLG-13-01 | 404 | 405 | 792508 | | | 792508 | 0.061 | 0.002 | | |
| RLG-13-01 | 405 | 406 | 792509 | | | 792509 | 0.08 | 0.002 | | |
| RLG-13-01 | 406 | 407 | 792510 | | | 792510 | 0.026 | 0.001 | | |
| RLG-13-01 | 407 | 408 | 792511 | | | 792511 | 0.034 | 0.001 | | |
| RLG-13-01 | 408 | 409 | 792512 | | | 792512 | 0.029 | 0.001 | | |
| RLG-13-01 | 409 | 410 | 792513 | | | 792513 | 0.015 | 0.000 | | |
| RLG-13-01 | 410 | 411 | 792514 | | | 792514 | 0.02 | 0.001 | | |
| RLG-13-01 | 411 | 412 | 792515 | | | 792515 | 0.021 | 0.001 | | |
| RLG-13-01 | 412 | 413 | 792516 | | | 792516 | 0.027 | 0.001 | | |
| RLG-13-01 | 413 | 414 | 792518 | | | 792518 | 0.044 | 0.001 | | |
| RLG-13-01 | 414 | 415 | 792519 | | | 792519 | 0.028 | 0.001 | | |
| RLG-13-01 | 415 | 416 | 792520 | | | 792520 | 0.014 | 0.000 | | |
| RLG-13-01 | 416 | 417 | 792521 | | | 792521 | 0.02 | 0.001 | | |
| RLG-13-01 | 417 | 418 | 792522 | | | 792522 | 0.011 | 0.000 | | |
| RLG-13-01 | 418 | 419 | 792523 | | | 792523 | < 0.010 | < 0.000146 | | |
| RLG-13-01 | 419 | 420 | 792524 | | | 792524 | < 0.010 | < 0.000146 | | |
| RLG-13-01 | 420 | 421 | 792525 | | | 792525 | < 0.010 | < 0.000146 | | |
| RLG-13-01 | 421 | 422 | 792526 | | | 792526 | < 0.010 | < 0.000146 | | |
| RLG-13-01 | 422 | 423 | 792527 | | | 792527 | < 0.010 | < 0.000146 | | |
| RLG-13-01 | 423 | 424 | 792528 | | | 792528 | < 0.010 | 0.000 | | |
| RLG-13-01 | 424 | 425 | 792529 | | | 792529 | 0.011 | 0.000 | | |
| RLG-13-01 | 425 | 426 | 792530 | | | 792530 | < 0.010 | < 0.000146 | | |
| RLG-13-01 | | | 792117 | blank | 1 | 792117 | < 0.010 | < 0.000146 | | |
| RLG-13-01 | | | 792167 | blank | 1 | 792167 | < 0.010 | < 0.000146 | | |
| RLG-13-01 | | | 792184 | blank | 1 | 792184 | < 0.010 | < 0.000146 | | |
| RLG-13-01 | | | 792217 | blank | 1 | 792217 | < 0.010 | < 0.000146 | | |
| RLG-13-01 | | | 792267 | blank | 1 | 792267 | < 0.010 | < 0.000146 | | |
| RLG-13-01 | | | 792284 | blank | | 792284 | < 0.010 | < 0.000146 | | |
| RLG-13-01 | | | 792317 | blank | | 792317 | < 0.010 | < 0.000146 | | |
| RLG-13-01 | | | 792367 | blank | | 792367 | < 0.010 | < 0.000146 | | |
| RLG-13-01 | | | 792384 | blank | | 792384 | < 0.010 | < 0.000146 | | |
| RLG-13-01 | | | 792417 | blank | | 792417 | < 0.010 | < 0.000146 | | |
| RLG-13-01 | | | 792467 | blank | | 792467 | < 0.010 | < 0.000146 | | |
| RLG-13-01 | | | 792484 | blank | | 792484 | < 0.010 | < 0.000146 | | |
| RLG-13-01 | | | 792517 | blank | | 792517 | < 0.010 | < 0.000146 | | |
| RLG-13-01 | | | 792234 | stand low | 1 | 792234 | 1.992 | 0.058 | | |
| RLG-13-01 | | | 792434 | stand low | | 792434 | 1.748 | 0.051 | | |
| RLG-13-01 | | | 792334 | stand low | | 792334 | 1.721 | 0.050 | | |
| RLG-13-01 | | | 792134 | stand low | 1 | 792134 | 1.705 | 0.050 | | |
| RLG-13-02 | 20 | 21 | 792539 | | 1 | 792539 | < 0.010 | 0.000 | | |
| RLG-13-02 | 21 | 22 | 792540 | | 1 | 792540 | < 0.010 | < 0.000146 | | |
| RLG-13-02 | 22 | 23 | 792541 | | 1 | 792541 | < 0.010 | 0.000 | | |
| RLG-13-02 | 23 | 24 | 792542 | | 1 | 792542 | 0.019 | 0.001 | | |
| RLG-13-02 | 24 | 25 | 792543 | | 1 | 792543 | < 0.010 | 0.000 | | |
| RLG-13-02 | 25 | 26 | 792544 | | 1 | 792544 | < 0.010 | 0.000 | | |
| RLG-13-02 | 26 | 27 | 792545 | | 1 | 792545 | 0.026 | 0.001 | | |
| RLG-13-02 | 27 | 28 | 792546 | | 1 | 792546 | 0.014 | 0.000 | | |
| RLG-13-02 | 28 | 29 | 792547 | | 1 | 792547 | 0.204 | 0.006 | | |
| RLG-13-02 | 29 | 30 | 792548 | | 1 | 792548 | 1.28 | 0.037 | | |

| Hole # | from | to | sample # | sample type | width (m) | sample # | FA-AA | FA-AA | Au-GRA-gpt | Au-GRA-opt |
|---|---|---|---|---|---|---|---|---|---|---|
| RLG-13-02 | 30 | 31 | 792550 | duplicate | 1 | 792550 | 0.104 | 0.003 | | |
| RLG-13-02 | 30 | 31 | 792549 | | 1 | 792549 | 0.082 | 0.002 | | |
| RLG-13-02 | 31 | 32 | 792551 | | 1 | 792551 | 0.083 | 0.002 | | |
| RLG-13-02 | 32 | 33 | 792552 | | 1 | 792552 | 0.391 | 0.011 | | |
| RLG-13-02 | 33 | 34 | 792553 | | 1 | 792553 | 1.064 | 0.031 | | |
| RLG-13-02 | 34 | 35 | 792554 | | 1 | 792554 | 0.176 | 0.005 | | |
| RLG-13-02 | 35 | 36 | 792555 | | 1 | 792555 | < 0.010 | 0.000 | | |
| RLG-13-02 | 36 | 37 | 792556 | | 1 | 792556 | 0.03 | 0.001 | | |
| RLG-13-02 | 37 | 38 | 792557 | | 1 | 792557 | < 0.010 | < 0.000146 | | |
| RLG-13-02 | 38 | 39 | 792558 | | 1 | 792558 | < 0.010 | < 0.000146 | | |
| RLG-13-02 | 39 | 40 | 792559 | | 1 | 792559 | 0.029 | 0.001 | | |
| RLG-13-02 | 40 | 41 | 792560 | | 1 | 792560 | 0.011 | 0.000 | | |
| RLG-13-02 | 41 | 42 | 792561 | | 1 | 792561 | 0.109 | 0.003 | | |
| RLG-13-02 | 42 | 43 | 792562 | | 1 | 792562 | 0.036 | 0.001 | | |
| RLG-13-02 | 43 | 44 | 792563 | | 1 | 792563 | 0.01 | 0.000 | | |
| RLG-13-02 | 44 | 45 | 792564 | | 1 | 792564 | 0.044 | 0.001 | | |
| RLG-13-02 | 45 | 46 | 792565 | | 1 | 792565 | 0.074 | 0.002 | | |
| RLG-13-02 | 46 | 47 | 792566 | | 1 | 792566 | 0.154 | 0.004 | | |
| RLG-13-02 | 47 | 48 | 792568 | | 1 | 792568 | 0.077 | 0.002 | | |
| RLG-13-02 | 48 | 49 | 792569 | | 1 | 792569 | 0.063 | 0.002 | | |
| RLG-13-02 | 49 | 50 | 792570 | | 1 | 792570 | 0.235 | 0.007 | | |
| RLG-13-02 | 50 | 51 | 792571 | | 1 | 792571 | 0.944 | 0.028 | | |
| RLG-13-02 | 51 | 52 | 792572 | | 1 | 792572 | 0.018 | 0.001 | | |
| RLG-13-02 | 52 | 53 | 792573 | | 1 | 792573 | < 0.010 | < 0.000146 | | |
| RLG-13-02 | 53 | 54 | 792574 | | 1 | 792574 | < 0.010 | < 0.000146 | | |
| RLG-13-02 | 54 | 55 | 792575 | | 1 | 792575 | < 0.010 | < 0.000146 | | |
| RLG-13-02 | 55 | 56 | 792576 | | 1 | 792576 | < 0.010 | < 0.000146 | | |
| RLG-13-02 | 56 | 57 | 792577 | | 1 | 792577 | < 0.010 | < 0.000146 | | |
| RLG-13-02 | 57 | 58 | 792578 | | 1 | 792578 | < 0.010 | < 0.000146 | | |
| RLG-13-02 | 58 | 59 | 792579 | | 1 | 792579 | 0.04 | 0.001 | | |
| RLG-13-02 | 59 | 60 | 792580 | | 1 | 792580 | 0.026 | 0.001 | | |
| RLG-13-02 | 60 | 61 | 792581 | | 1 | 792581 | 0.289 | 0.008 | | |
| RLG-13-02 | 61 | 62 | 792582 | | 1 | 792582 | 0.024 | 0.001 | | |
| RLG-13-02 | 62 | 63 | 792583 | | 1 | 792583 | 0.012 | 0.000 | | |
| RLG-13-02 | 63 | 64 | 792585 | | 1 | 792585 | < 0.010 | < 0.000146 | | |
| RLG-13-02 | 64 | 65 | 792586 | | 1 | 792586 | < 0.010 | 0.000 | | |
| RLG-13-02 | 65 | 66 | 792587 | | 1 | 792587 | < 0.010 | < 0.000146 | | |
| RLG-13-02 | 66 | 67 | 792588 | | 1 | 792588 | 0.01 | 0.000 | | |
| RLG-13-02 | 67 | 68 | 792589 | | 1 | 792589 | < 0.010 | 0.000 | | |
| RLG-13-02 | 68 | 69 | 792590 | | 1 | 792590 | < 0.010 | 0.000 | | |
| RLG-13-02 | 69 | 70 | 792591 | | 1 | 792591 | 0.068 | 0.002 | | |
| RLG-13-02 | 70 | 71 | 792592 | | 1 | 792592 | 0.013 | 0.000 | | |
| RLG-13-02 | 71 | 72 | 792593 | | 1 | 792593 | 0.017 | 0.001 | | |
| RLG-13-02 | 72 | 73 | 792594 | | 1 | 792594 | 0.016 | 0.000 | | |
| RLG-13-02 | 73 | 74 | 792595 | | 1 | 792595 | < 0.010 | 0.000 | | |
| RLG-13-02 | 74 | 75 | 792596 | | 1 | 792596 | 0.011 | 0.000 | | |
| RLG-13-02 | 75 | 76 | 792597 | | 1 | 792597 | 0.011 | 0.000 | | |
| RLG-13-02 | 76 | 77 | 792598 | | 1 | 792598 | 0.015 | 0.000 | | |
| RLG-13-02 | 77 | 78 | 792599 | | 1 | 792599 | < 0.010 | 0.000 | | |
| RLG-13-02 | 77 | 78 | 792600 | duplicate | 1 | 792600 | < 0.010 | 0.000 | | |
| RLG-13-02 | 78 | 79 | 792601 | | 1 | 792601 | 0.011 | 0.000 | | |
| RLG-13-02 | 79 | 80 | 792602 | | 1 | 792602 | < 0.010 | < 0.000146 | | |
| RLG-13-02 | 80 | 81 | 792603 | | 1 | 792603 | < 0.010 | < 0.000146 | | |
| RLG-13-02 | 81 | 82 | 792604 | | 1 | 792604 | 0.028 | 0.001 | | |
| RLG-13-02 | 82 | 83 | 792605 | | 1 | 792605 | 0.027 | 0.001 | | |

| Hole # | from | to | sample # | sample type | width (m) | sample # | FA-AA | FA-AA | Au-GRA-gpt | Au-GRA-opt |
|---|---|---|---|---|---|---|---|---|---|---|
| RLG-13-02 | 83 | 84 | 792606 | | 1 | 792606 | 0.022 | 0.001 | | |
| RLG-13-02 | 84 | 85 | 792607 | | 1 | 792607 | 0.04 | 0.001 | | |
| RLG-13-02 | 85 | 86 | 792608 | | 1 | 792608 | < 0.010 | 0.000 | | |
| RLG-13-02 | 86 | 87 | 792609 | | 1 | 792609 | < 0.010 | < 0.000146 | | |
| RLG-13-02 | 87 | 88 | 792610 | | 1 | 792610 | 0.026 | 0.001 | | |
| RLG-13-02 | 88 | 89 | 792611 | | 1 | 792611 | 0.071 | 0.002 | | |
| RLG-13-02 | 89 | 90 | 792612 | | 1 | 792612 | 0.02 | 0.001 | | |
| RLG-13-02 | 90 | 91 | 792613 | | 1 | 792613 | 0.137 | 0.004 | | |
| RLG-13-02 | 91 | 92 | 792614 | | 1 | 792614 | 0.021 | 0.001 | | |
| RLG-13-02 | 92 | 93 | 792615 | | 1 | 792615 | < 0.010 | < 0.000146 | | |
| RLG-13-02 | 93 | 94 | 792616 | | 1 | 792616 | < 0.010 | < 0.000146 | | |
| RLG-13-02 | 94 | 95 | 792618 | | 1 | 792618 | < 0.010 | < 0.000146 | | |
| RLG-13-02 | 95 | 96 | 792619 | | 1 | 792619 | < 0.010 | < 0.000146 | | |
| RLG-13-02 | 96 | 97 | 792620 | | 1 | 792620 | < 0.010 | < 0.000146 | | |
| RLG-13-02 | 97 | 98 | 792621 | | 1 | 792621 | < 0.010 | < 0.000146 | | |
| RLG-13-02 | 98 | 99 | 792622 | | 1 | 792622 | < 0.010 | < 0.000146 | | |
| RLG-13-02 | 99 | 100 | 792623 | | 1 | 792623 | 0.017 | 0.001 | | |
| RLG-13-02 | 100 | 101 | 792624 | | 1 | 792624 | 0.011 | 0.000 | | |
| RLG-13-02 | 101 | 102 | 792625 | | 1 | 792625 | < 0.010 | < 0.000146 | | |
| RLG-13-02 | 102 | 103 | 792626 | | 1 | 792626 | < 0.010 | 0.000 | | |
| RLG-13-02 | 103 | 104 | 792627 | | 1 | 792627 | 0.016 | 0.000 | | |
| RLG-13-02 | 104 | 105 | 792628 | | 1 | 792628 | < 0.010 | < 0.000146 | | |
| RLG-13-02 | 105 | 106 | 792629 | | 1 | 792629 | < 0.010 | 0.000 | | |
| RLG-13-02 | 106 | 107 | 792630 | | 1 | 792630 | 0.013 | 0.000 | | |
| RLG-13-02 | 107 | 108 | 792631 | | 1 | 792631 | 0.022 | 0.001 | | |
| RLG-13-02 | 108 | 109 | 792632 | | 1 | 792632 | 0.015 | 0.000 | | |
| RLG-13-02 | 109 | 110 | 792633 | | 1 | 792633 | 0.011 | 0.000 | | |
| RLG-13-02 | 110 | 111 | 792635 | | 1 | 792635 | 0.192 | 0.006 | | |
| RLG-13-02 | 111 | 112 | 792636 | | 1 | 792636 | 0.016 | 0.000 | | |
| RLG-13-02 | 112 | 113 | 792637 | | 1 | 792637 | < 0.010 | < 0.000146 | | |
| RLG-13-02 | 113 | 114 | 792638 | | 1 | 792638 | < 0.010 | < 0.000146 | | |
| RLG-13-02 | 114 | 115 | 792639 | | 1 | 792639 | < 0.010 | 0.000 | | |
| RLG-13-02 | 115 | 116 | 792640 | | 1 | 792640 | < 0.010 | < 0.000146 | | |
| RLG-13-02 | 116 | 117 | 792641 | | 1 | 792641 | < 0.010 | 0.000 | | |
| RLG-13-02 | 117 | 118 | 792642 | | 1 | 792642 | < 0.010 | 0.000 | | |
| RLG-13-02 | 118 | 119 | 792643 | | 1 | 792643 | < 0.010 | < 0.000146 | | |
| RLG-13-02 | 119 | 120 | 792644 | | 1 | 792644 | < 0.010 | < 0.000146 | | |
| RLG-13-02 | 120 | 121 | 792645 | | 1 | 792645 | 0.012 | 0.000 | | |
| RLG-13-02 | 121 | 122 | 792646 | | 1 | 792646 | 0.011 | 0.000 | | |
| RLG-13-02 | 122 | 123 | 792647 | | 1 | 792647 | < 0.010 | < 0.000146 | | |
| RLG-13-02 | 123 | 124 | 792648 | | 1 | 792648 | < 0.010 | < 0.000146 | | |
| RLG-13-02 | 124 | 125 | 792649 | | 1 | 792649 | < 0.010 | 0.000 | | |
| RLG-13-02 | 124 | 125 | 792650 | duplicate | 1 | 792650 | < 0.010 | 0.000 | | |
| RLG-13-02 | 125 | 126 | 792651 | | 1 | 792651 | < 0.010 | 0.000 | | |
| RLG-13-02 | 126 | 127 | 792652 | | 1 | 792652 | < 0.010 | 0.000 | | |
| RLG-13-02 | 127 | 128 | 792653 | | 1 | 792653 | < 0.010 | < 0.000146 | | |
| RLG-13-02 | 128 | 129 | 792654 | | 1 | 792654 | 0.025 | 0.001 | | |
| RLG-13-02 | 129 | 130 | 792655 | | 1 | 792655 | < 0.010 | 0.000 | | |
| RLG-13-02 | 130 | 131 | 792656 | | 1 | 792656 | 0.012 | 0.000 | | |
| RLG-13-02 | 131 | 132 | 792657 | | 1 | 792657 | 0.042 | 0.001 | | |
| RLG-13-02 | 132 | 133 | 792658 | | 1 | 792658 | 0.01 | 0.000 | | |
| RLG-13-02 | 133 | 134 | 792659 | | 1 | 792659 | 0.013 | 0.000 | | |
| RLG-13-02 | 134 | 135 | 792660 | | 1 | 792660 | < 0.010 | 0.000 | | |
| RLG-13-02 | 135 | 136 | 792661 | | 1 | 792661 | 0.013 | 0.000 | | |
| RLG-13-02 | 136 | 137 | 792662 | | 1 | 792662 | 0.02 | 0.001 | | |

| Hole # | from | to | sample # | sample type | width (m) | sample # | FA-AA | FA-AA | Au-GRA-gpt | Au-GRA-opt |
|---|---|---|---|---|---|---|---|---|---|---|
| RLG-13-02 | 137 | 138 | 792663 | | 1 | 792663 | 0.046 | 0.001 | | |
| RLG-13-02 | 138 | 139 | 792664 | | 1 | 792664 | 0.039 | 0.001 | | |
| RLG-13-02 | 139 | 140 | 792665 | | 1 | 792665 | 0.026 | 0.001 | | |
| RLG-13-02 | 140 | 141 | 792666 | | 1 | 792666 | 0.018 | 0.001 | | |
| RLG-13-02 | 141 | 142 | 792668 | | 1 | 792668 | 0.011 | 0.000 | | |
| RLG-13-02 | 142 | 143 | 792669 | | 1 | 792669 | < 0.010 | 0.000 | | |
| RLG-13-02 | 143 | 144 | 792670 | | 1 | 792670 | 0.068 | 0.002 | | |
| RLG-13-02 | 144 | 145 | 792671 | | 1 | 792671 | 0.017 | 0.000 | | |
| RLG-13-02 | 145 | 146 | 792672 | | 1 | 792672 | 0.026 | 0.001 | | |
| RLG-13-02 | 146 | 147 | 792673 | | 1 | 792673 | 0.075 | 0.002 | | |
| RLG-13-02 | 147 | 148 | 792674 | | 1 | 792674 | 0.025 | 0.001 | | |
| RLG-13-02 | 148 | 149 | 792675 | | 1 | 792675 | 0.027 | 0.001 | | |
| RLG-13-02 | 149 | 150 | 792676 | | 1 | 792676 | 0.049 | 0.001 | | |
| RLG-13-02 | 150 | 151 | 792677 | | 1 | 792677 | 0.013 | 0.000 | | |
| RLG-13-02 | 151 | 152 | 792678 | | 1 | 792678 | 0.018 | 0.001 | | |
| RLG-13-02 | 152 | 153 | 792679 | | 1 | 792679 | 0.016 | 0.000 | | |
| RLG-13-02 | 153 | 154 | 792680 | | | 792680 | 0.012 | 0.000 | | |
| RLG-13-02 | 154 | 155 | 792681 | | | 792681 | < 0.010 | 0.000 | | |
| RLG-13-02 | 155 | 156 | 792682 | | | 792682 | 0.016 | 0.000 | | |
| RLG-13-02 | 156 | 157 | 792683 | | | 792683 | 0.01 | 0.000 | | |
| RLG-13-02 | 157 | 158 | 792685 | | | 792685 | < 0.010 | 0.000 | | |
| RLG-13-02 | 158 | 159 | 792686 | | | 792686 | < 0.010 | 0.000 | | |
| RLG-13-02 | 159 | 160 | 792687 | | | 792687 | 0.012 | 0.000 | | |
| RLG-13-02 | 160 | 161 | 792688 | | | 792688 | < 0.010 | 0.000 | | |
| RLG-13-02 | 161 | 162 | 792689 | | | 792689 | < 0.010 | < 0.000146 | | |
| RLG-13-02 | 162 | 163 | 792690 | | | 792690 | < 0.010 | < 0.000146 | | |
| RLG-13-02 | 163 | 164 | 792691 | | | 792691 | < 0.010 | 0.000 | | |
| RLG-13-02 | 164 | 165 | 792692 | | | 792692 | 0.019 | 0.001 | | |
| RLG-13-02 | 165 | 166 | 792693 | | | 792693 | 0.012 | 0.000 | | |
| RLG-13-02 | 166 | 167 | 792694 | | | 792694 | 0.021 | 0.001 | | |
| RLG-13-02 | 167 | 168 | 792695 | | | 792695 | 0.028 | 0.001 | | |
| RLG-13-02 | 168 | 169 | 792696 | | | 792696 | 0.011 | 0.000 | | |
| RLG-13-02 | 169 | 170 | 792697 | | | 792697 | < 0.010 | < 0.000146 | | |
| RLG-13-02 | 170 | 171 | 792698 | | | 792698 | < 0.010 | < 0.000146 | | |
| RLG-13-02 | 171 | 172 | 792699 | | | 792699 | < 0.010 | 0.000 | | |
| RLG-13-02 | 171 | 172 | 792700 | duplicate | | 792700 | < 0.010 | < 0.000146 | | |
| RLG-13-02 | 172 | 173 | 792701 | | | 792701 | < 0.010 | < 0.000146 | | |
| RLG-13-02 | 173 | 174 | 792702 | | | 792702 | < 0.010 | < 0.000146 | | |
| RLG-13-02 | 174 | 175 | 792703 | | | 792703 | < 0.010 | < 0.000146 | | |
| RLG-13-02 | 175 | 176 | 792704 | | | 792704 | < 0.010 | < 0.000146 | | |
| RLG-13-02 | 176 | 177 | 792705 | | | 792705 | < 0.010 | < 0.000146 | | |
| RLG-13-02 | 177 | 178 | 792706 | | | 792706 | < 0.010 | < 0.000146 | | |
| RLG-13-02 | 178 | 179 | 792707 | | | 792707 | < 0.010 | < 0.000146 | | |
| RLG-13-02 | 179 | 180 | 792708 | | | 792708 | < 0.010 | < 0.000146 | | |
| RLG-13-02 | 180 | 181 | 792709 | | | 792709 | 0.024 | 0.001 | | |
| RLG-13-02 | 181 | 182 | 792710 | | | 792710 | < 0.010 | < 0.000146 | | |
| RLG-13-02 | 182 | 183 | 792711 | | | 792711 | < 0.010 | < 0.000146 | | |
| RLG-13-02 | 183 | 184 | 792712 | | | 792712 | 0.031 | 0.001 | | |
| RLG-13-02 | 184 | 185 | 792713 | | | 792713 | 0.016 | 0.000 | | |
| RLG-13-02 | 185 | 186 | 792714 | | | 792714 | < 0.010 | < 0.000146 | | |
| RLG-13-02 | 186 | 187 | 792715 | | | 792715 | < 0.010 | < 0.000146 | | |
| RLG-13-02 | 187 | 188 | 792716 | | | 792716 | < 0.010 | < 0.000146 | | |
| RLG-13-02 | 188 | 189 | 792718 | | | 792718 | < 0.010 | < 0.000146 | | |
| RLG-13-02 | 189 | 190 | 792719 | | | 792719 | < 0.010 | < 0.000146 | | |
| RLG-13-02 | 190 | 191 | 792720 | | | 792720 | < 0.010 | < 0.000146 | | |

| Hole # | from | to | sample # | sample type | width (m) | sample # | FA-AA | FA-AA | Au-GRA-gpt | Au-GRA-opt |
|---|---|---|---|---|---|---|---|---|---|---|
| RLG-13-02 | 191 | 192 | 792721 | | | 792721 | < 0.010 | < 0.000146 | | |
| RLG-13-02 | 192 | 193 | 792722 | | | 792722 | 0.013 | 0.000 | | |
| RLG-13-02 | 193 | 194 | 792723 | | | 792723 | < 0.010 | < 0.000146 | | |
| RLG-13-02 | 194 | 195 | 792724 | | | 792724 | < 0.010 | < 0.000146 | | |
| RLG-13-02 | 195 | 196 | 792725 | | | 792725 | < 0.010 | < 0.000146 | | |
| RLG-13-02 | 196 | 197 | 792726 | | | 792726 | < 0.010 | < 0.000146 | | |
| RLG-13-02 | 197 | 198 | 792727 | | | 792727 | < 0.010 | < 0.000146 | | |
| RLG-13-02 | 198 | 199 | 792728 | | | 792728 | < 0.010 | < 0.000146 | | |
| RLG-13-02 | 199 | 200 | 792729 | | | 792729 | < 0.010 | < 0.000146 | | |
| RLG-13-02 | 200 | 201 | 792730 | | | 792730 | < 0.010 | < 0.000146 | | |
| RLG-13-02 | 201 | 202 | 792731 | | | 792731 | < 0.010 | < 0.000146 | | |
| RLG-13-02 | 202 | 203 | 792732 | | | 792732 | < 0.010 | < 0.000146 | | |
| RLG-13-02 | 203 | 204 | 792733 | | | 792733 | < 0.010 | < 0.000146 | | |
| RLG-13-02 | 204 | 205 | 792735 | | | 792735 | < 0.010 | < 0.000146 | | |
| RLG-13-02 | 205 | 206 | 792736 | | | 792736 | < 0.010 | 0.000 | | |
| RLG-13-02 | 206 | 207 | 792737 | | | 792737 | < 0.010 | < 0.000146 | | |
| RLG-13-02 | 207 | 208 | 792738 | | | 792738 | < 0.010 | < 0.000146 | | |
| RLG-13-02 | 208 | 209 | 792739 | | | 792739 | 0.032 | 0.001 | | |
| RLG-13-02 | 209 | 210 | 792740 | | | 792740 | < 0.010 | 0.000 | | |
| RLG-13-02 | 210 | 211 | 792741 | | | 792741 | < 0.010 | < 0.000146 | | |
| RLG-13-02 | 211 | 212 | 792742 | | | 792742 | 0.014 | 0.000 | | |
| RLG-13-02 | 212 | 213 | 792743 | | | 792743 | < 0.010 | < 0.000146 | | |
| RLG-13-02 | 213 | 214 | 792744 | | | 792744 | < 0.010 | < 0.000146 | | |
| RLG-13-02 | 214 | 215 | 792745 | | | 792745 | < 0.010 | < 0.000146 | | |
| RLG-13-02 | 215 | 216 | 792746 | | | 792746 | < 0.010 | < 0.000146 | | |
| RLG-13-02 | 216 | 217 | 792747 | | | 792747 | < 0.010 | < 0.000146 | | |
| RLG-13-02 | 217 | 218 | 792748 | | | 792748 | 0.325 | 0.009 | | |
| RLG-13-02 | 218 | 219 | 792750 | duplicate | | 792750 | 0.015 | 0.000 | | |
| RLG-13-02 | 218 | 219 | 792749 | | | 792749 | 0.012 | 0.000 | | |
| RLG-13-02 | 219 | 220 | 792751 | | | 792751 | < 0.010 | < 0.000146 | | |
| RLG-13-02 | 220 | 221 | 792752 | | | 792752 | < 0.010 | 0.000 | | |
| RLG-13-02 | 221 | 222 | 792753 | | | 792753 | < 0.010 | < 0.000146 | | |
| RLG-13-02 | 222 | 223 | 792754 | | | 792754 | 0.011 | 0.000 | | |
| RLG-13-02 | 223 | 224 | 792755 | | | 792755 | < 0.010 | < 0.000146 | | |
| RLG-13-02 | 224 | 225 | 792756 | | | 792756 | < 0.010 | < 0.000146 | | |
| RLG-13-02 | 225 | 226 | 792757 | | | 792757 | < 0.010 | < 0.000146 | | |
| RLG-13-02 | 226 | 227 | 792758 | | | 792758 | < 0.010 | < 0.000146 | | |
| RLG-13-02 | 227 | 228 | 792759 | | | 792759 | < 0.010 | < 0.000146 | | |
| RLG-13-02 | 228 | 229 | 792760 | | | 792760 | < 0.010 | < 0.000146 | | |
| RLG-13-02 | 229 | 230 | 792761 | | | 792761 | < 0.010 | < 0.000146 | | |
| RLG-13-02 | 230 | 231 | 792762 | | | 792762 | < 0.010 | < 0.000146 | | |
| RLG-13-02 | 231 | 232 | 792763 | | | 792763 | < 0.010 | < 0.000146 | | |
| RLG-13-02 | 232 | 233 | 792764 | | | 792764 | < 0.010 | < 0.000146 | | |
| RLG-13-02 | 233 | 234 | 792765 | | | 792765 | < 0.010 | < 0.000146 | | |
| RLG-13-02 | 234 | 235 | 792766 | | | 792766 | < 0.010 | < 0.000146 | | |
| RLG-13-02 | 235 | 236 | 792768 | | | 792768 | < 0.010 | 0.000 | | |
| RLG-13-02 | 236 | 237 | 792769 | | | 792769 | 0.01 | 0.000 | | |
| RLG-13-02 | 237 | 238 | 792770 | | | 792770 | 0.043 | 0.001 | | |
| RLG-13-02 | 238 | 239 | 792771 | | | 792771 | < 0.010 | < 0.000146 | | |
| RLG-13-02 | 239 | 240 | 792772 | | | 792772 | < 0.010 | < 0.000146 | | |
| RLG-13-02 | 240 | 241 | 792773 | | | 792773 | < 0.010 | < 0.000146 | | |
| RLG-13-02 | 241 | 242 | 792774 | | | 792774 | < 0.010 | < 0.000146 | | |
| RLG-13-02 | 242 | 243 | 792775 | | | 792775 | < 0.010 | < 0.000146 | | |
| RLG-13-02 | 243 | 244 | 792776 | | | 792776 | < 0.010 | < 0.000146 | | |
| RLG-13-02 | 244 | 245 | 792777 | | | 792777 | < 0.010 | < 0.000146 | | |

| Hole # | from | to | sample # | sample type | width (m) | sample # | FA-AA | FA-AA | Au-GRA-gpt | Au-GRA-opt |
|---|---|---|---|---|---|---|---|---|---|---|
| RLG-13-02 | 245 | 246 | 792778 | | | 792778 | < 0.010 | < 0.000146 | | |
| RLG-13-02 | 246 | 247 | 792779 | | | 792779 | < 0.010 | < 0.000146 | | |
| RLG-13-02 | 247 | 248 | 792780 | | | 792780 | < 0.010 | < 0.000146 | | |
| RLG-13-02 | 248 | 249 | 792781 | | | 792781 | < 0.010 | < 0.000146 | | |
| RLG-13-02 | 249 | 250 | 792782 | | | 792782 | < 0.010 | < 0.000146 | | |
| RLG-13-02 | 250 | 251 | 792783 | | | 792783 | < 0.010 | < 0.000146 | | |
| RLG-13-02 | 251 | 252 | 792785 | | | 792785 | < 0.010 | 0.000 | | |
| RLG-13-02 | 252 | 253 | 792786 | | | 792786 | < 0.010 | < 0.000146 | | |
| RLG-13-02 | 253 | 254 | 792787 | | | 792787 | < 0.010 | < 0.000146 | | |
| RLG-13-02 | 254 | 255 | 792788 | | | 792788 | < 0.010 | < 0.000146 | | |
| RLG-13-02 | 255 | 256 | 792789 | | | 792789 | < 0.010 | < 0.000146 | | |
| RLG-13-02 | 256 | 257 | 792790 | | | 792790 | < 0.010 | < 0.000146 | | |
| RLG-13-02 | 257 | 258 | 792791 | | | 792791 | < 0.010 | < 0.000146 | | |
| RLG-13-02 | 258 | 259 | 792792 | | | 792792 | < 0.010 | < 0.000146 | | |
| RLG-13-02 | 259 | 260 | 792793 | | | 792793 | < 0.010 | < 0.000146 | | |
| RLG-13-02 | 260 | 261 | 792794 | | | 792794 | < 0.010 | < 0.000146 | | |
| RLG-13-02 | 261 | 262 | 792795 | | | 792795 | < 0.010 | < 0.000146 | | |
| RLG-13-02 | 262 | 263 | 792796 | | | 792796 | < 0.010 | < 0.000146 | | |
| RLG-13-02 | 263 | 264 | 792797 | | | 792797 | < 0.010 | < 0.000146 | | |
| RLG-13-02 | 264 | 265 | 792798 | | | 792798 | < 0.010 | < 0.000146 | | |
| RLG-13-02 | 265 | 266 | 792799 | | | 792799 | < 0.010 | < 0.000146 | | |
| RLG-13-02 | 265 | 266 | 792800 | duplicate | | 792800 | < 0.010 | < 0.000146 | | |
| RLG-13-02 | 266 | 267 | 792801 | | | 792801 | < 0.010 | < 0.000146 | | |
| RLG-13-02 | 267 | 268 | 792802 | | | 792802 | < 0.010 | < 0.000146 | | |
| RLG-13-02 | 268 | 269 | 792803 | | | 792803 | < 0.010 | < 0.000146 | | |
| RLG-13-02 | 269 | 270 | 792804 | | | 792804 | < 0.010 | < 0.000146 | | |
| RLG-13-02 | 270 | 271 | 792805 | | | 792805 | < 0.010 | < 0.000146 | | |
| RLG-13-02 | 271 | 272 | 792806 | | | 792806 | < 0.010 | < 0.000146 | | |
| RLG-13-02 | 272 | 273 | 792807 | | | 792807 | < 0.010 | < 0.000146 | | |
| RLG-13-02 | 273 | 274 | 792808 | | | 792808 | < 0.010 | < 0.000146 | | |
| RLG-13-02 | 274 | 275 | 792809 | | | 792809 | < 0.010 | < 0.000146 | | |
| RLG-13-02 | 275 | 276 | 792810 | | | 792810 | < 0.010 | < 0.000146 | | |
| RLG-13-02 | 276 | 277 | 792811 | | | 792811 | < 0.010 | < 0.000146 | | |
| RLG-13-02 | 277 | 278 | 792812 | | | 792812 | < 0.010 | < 0.000146 | | |
| RLG-13-02 | 278 | 279 | 792813 | | | 792813 | < 0.010 | < 0.000146 | | |
| RLG-13-02 | 279 | 280 | 792814 | | | 792814 | < 0.010 | 0.000 | | |
| RLG-13-02 | 280 | 281 | 792815 | | | 792815 | < 0.010 | < 0.000146 | | |
| RLG-13-02 | 281 | 282 | 792816 | | | 792816 | 0.029 | 0.001 | | |
| RLG-13-02 | 282 | 283 | 792818 | | | 792818 | 0.011 | 0.000 | | |
| RLG-13-02 | 283 | 284 | 792819 | | | 792819 | 1.086 | 0.032 | | |
| RLG-13-02 | 284 | 285 | 792820 | | | 792820 | 0.151 | 0.004 | | |
| RLG-13-02 | 285 | 286 | 792821 | | | 792821 | < 0.010 | < 0.000146 | | |
| RLG-13-02 | 286 | 287 | 792822 | | | 792822 | 0.032 | 0.001 | | |
| RLG-13-02 | 287 | 288 | 792823 | | | 792823 | < 0.010 | < 0.000146 | | |
| RLG-13-02 | 288 | 289 | 792824 | | | 792824 | < 0.010 | < 0.000146 | | |
| RLG-13-02 | 289 | 290 | 792825 | | | 792825 | < 0.010 | < 0.000146 | | |
| RLG-13-02 | 290 | 291 | 792826 | | | 792826 | < 0.010 | 0.000 | | |
| RLG-13-02 | 291 | 292 | 792827 | | | 792827 | < 0.010 | < 0.000146 | | |
| RLG-13-02 | 292 | 293 | 792828 | | | 792828 | < 0.010 | 0.000 | | |
| RLG-13-02 | 293 | 294 | 792829 | | | 792829 | < 0.010 | < 0.000146 | | |
| RLG-13-02 | 294 | 295 | 792830 | | | 792830 | < 0.010 | < 0.000146 | | |
| RLG-13-02 | 295 | 296 | 792831 | | | 792831 | < 0.010 | 0.000 | | |
| RLG-13-02 | 296 | 297 | 792832 | | | 792832 | < 0.010 | < 0.000146 | | |
| RLG-13-02 | 297 | 298 | 792833 | | | 792833 | < 0.010 | < 0.000146 | | |
| RLG-13-02 | 298 | 299 | 792835 | | | 792835 | < 0.010 | < 0.000146 | | |

West Red Lake Gold 2013 Assay Table

| Hole # | from | to | sample # | sample type | width (m) | sample # | FA-AA | FA-AA | Au-GRA-gpt | Au-GRA-opt |
|---|---|---|---|---|---|---|---|---|---|---|
| RLG-13-02 | 299 | 300 | 792836 | | | 792836 | 0.031 | 0.001 | | |
| RLG-13-02 | 300 | 301 | 792837 | | | 792837 | 0.019 | 0.001 | | |
| RLG-13-02 | 301 | 302 | 792838 | | | 792838 | < 0.010 | < 0.000146 | | |
| RLG-13-02 | 302 | 303 | 792839 | | | 792839 | < 0.010 | < 0.000146 | | |
| RLG-13-02 | 303 | 304 | 792840 | | | 792840 | 0.02 | 0.001 | | |
| RLG-13-02 | 304 | 305 | 792841 | | | 792841 | 0.03 | 0.001 | | |
| RLG-13-02 | 305 | 306 | 792842 | | | 792842 | 1.542 | 0.045 | | |
| RLG-13-02 | 306 | 307 | 792843 | | | 792843 | < 0.010 | 0.000 | | |
| RLG-13-02 | 307 | 308 | 792844 | | | 792844 | < 0.010 | < 0.000146 | | |
| RLG-13-02 | 308 | 309 | 792845 | | | 792845 | 39.7 | > 0.146000 | 39.7 | 1.157 |
| RLG-13-02 | 309 | 310 | 792846 | | | 792846 | 152 | > 0.146000 | 152 | 4.444 |
| RLG-13-02 | 310 | 311 | 792847 | | | 792847 | 0.069 | 0.002 | | |
| RLG-13-02 | 311 | 312 | 792848 | | | 792848 | 0.11 | 0.003 | | |
| RLG-13-02 | 312 | 313 | 792849 | | | 792849 | < 0.010 | 0.000 | | |
| RLG-13-02 | 312 | 313 | 792850 | duplicate | | 792850 | 0.011 | 0.000 | | |
| RLG-13-02 | 313 | 314 | 792851 | | | 792851 | < 0.010 | 0.000 | | |
| RLG-13-02 | 314 | 315 | 792852 | | | 792852 | 0.131 | 0.004 | | |
| RLG-13-02 | 315 | 316 | 792853 | | | 792853 | 0.077 | 0.002 | | |
| RLG-13-02 | 316 | 317 | 792854 | | | 792854 | 0.126 | 0.004 | | |
| RLG-13-02 | 317 | 318 | 792855 | | | 792855 | 0.305 | 0.009 | | |
| RLG-13-02 | 318 | 319 | 792856 | | | 792856 | 0.102 | 0.003 | | |
| RLG-13-02 | 319 | 320 | 792857 | | | 792857 | 0.072 | 0.002 | | |
| RLG-13-02 | 320 | 321 | 792858 | | | 792858 | 0.117 | 0.003 | | |
| RLG-13-02 | 321 | 322 | 792859 | | | 792859 | 0.066 | 0.002 | | |
| RLG-13-02 | 322 | 323 | 792860 | | | 792860 | 0.805 | 0.023 | | |
| RLG-13-02 | 323 | 324 | 792861 | | | 792861 | 0.105 | 0.003 | | |
| RLG-13-02 | 324 | 325 | 792862 | | | 792862 | 0.021 | 0.001 | | |
| RLG-13-02 | 325 | 326 | 792863 | | | 792863 | 0.011 | 0.000 | | |
| RLG-13-02 | 326 | 327 | 792864 | | | 792864 | 0.031 | 0.001 | | |
| RLG-13-02 | 327 | 328 | 792865 | | | 792865 | 0.085 | 0.002 | | |
| RLG-13-02 | 328 | 329 | 792866 | | | 792866 | 0.091 | 0.003 | | |
| RLG-13-02 | 329 | 330 | 792868 | | | 792868 | 0.044 | 0.001 | | |
| RLG-13-02 | 330 | 331 | 792869 | | | 792869 | 0.012 | 0.000 | | |
| RLG-13-02 | 331 | 332 | 792870 | | | 792870 | 0.056 | 0.002 | | |
| RLG-13-02 | 332 | 333 | 792871 | | | 792871 | 0.049 | 0.001 | | |
| RLG-13-02 | 333 | 334 | 792872 | | | 792872 | 0.041 | 0.001 | | |
| RLG-13-02 | 334 | 335 | 792873 | | | 792873 | 0.237 | 0.007 | | |
| RLG-13-02 | 335 | 336 | 792874 | | | 792874 | 0.096 | 0.003 | | |
| RLG-13-02 | 336 | 337 | 792875 | | | 792875 | 0.035 | 0.001 | | |
| RLG-13-02 | 337 | 338 | 792876 | | | 792876 | 0.066 | 0.002 | | |
| RLG-13-02 | 338 | 339 | 792877 | | | 792877 | 0.038 | 0.001 | | |
| RLG-13-02 | 339 | 340 | 792878 | | | 792878 | 0.142 | 0.004 | | |
| RLG-13-02 | 340 | 341 | 792879 | | | 792879 | 0.011 | 0.000 | | |
| RLG-13-02 | 341 | 342 | 792880 | | | 792880 | < 0.010 | 0.000 | | |
| RLG-13-02 | 342 | 343 | 792881 | | | 792881 | 0.04 | 0.001 | | |
| RLG-13-02 | 343 | 344 | 792883 | | | 792883 | 0.05 | 0.001 | | |
| RLG-13-02 | 344 | 345 | 792885 | | | 792885 | < 0.010 | 0.000 | | |
| RLG-13-02 | 345 | 346 | 792886 | | | 792886 | < 0.010 | < 0.000146 | | |
| RLG-13-02 | 346 | 347 | 792887 | | | 792887 | < 0.010 | < 0.000146 | | |
| RLG-13-02 | 347 | 348 | 792888 | | | 792888 | < 0.010 | < 0.000146 | | |
| RLG-13-02 | 348 | 349 | 792889 | | | 792889 | < 0.010 | < 0.000146 | | |
| RLG-13-02 | 349 | 350 | 792890 | | | 792890 | < 0.010 | < 0.000146 | | |
| RLG-13-02 | 350 | 351 | 792891 | | | 792891 | < 0.010 | < 0.000146 | | |
| RLG-13-02 | 351 | 352 | 792892 | | | 792892 | < 0.010 | 0.000 | | |
| RLG-13-02 | 352 | 353 | 792893 | | | 792893 | < 0.010 | 0.000 | | |

West Red Lake Gold 2013 Assay Table

| Hole # | from | to | sample # | sample type | width (m) | sample # | FA-AA | FA-AA | Au-GRA-gpt | Au-GRA-opt |
|---|---|---|---|---|---|---|---|---|---|---|
| RLG-13-02 | 353 | 354 | 792894 | | | 792894 | 0.03 | 0.001 | | |
| RLG-13-02 | 354 | 355 | 792895 | | | 792895 | 0.023 | 0.001 | | |
| RLG-13-02 | 355 | 356 | 792896 | | | 792896 | 0.02 | 0.001 | | |
| RLG-13-02 | 356 | 357 | 792897 | | | 792897 | 0.036 | 0.001 | | |
| RLG-13-02 | 357 | 358 | 792898 | | | 792898 | 0.018 | 0.001 | | |
| RLG-13-02 | 358 | 359 | 792899 | | | 792899 | < 0.010 | 0.000 | | |
| RLG-13-02 | 358 | 359 | 792900 | duplicate | | 792900 | 0.01 | 0.000 | | |
| RLG-13-02 | 359 | 360 | 792901 | | | 792901 | 0.016 | 0.000 | | |
| RLG-13-02 | 360 | 361 | 792902 | | | 792902 | 0.266 | 0.008 | | |
| RLG-13-02 | 361 | 362 | 792903 | | | 792903 | 0.031 | 0.001 | | |
| RLG-13-02 | 362 | 363 | 792904 | | | 792904 | 0.065 | 0.002 | | |
| RLG-13-02 | 363 | 364 | 792905 | | | 792905 | 0.161 | 0.005 | | |
| RLG-13-02 | 364 | 365 | 792906 | | | 792906 | 0.36 | 0.010 | | |
| RLG-13-02 | 365 | 366 | 792907 | | | 792907 | 0.215 | 0.006 | | |
| RLG-13-02 | 366 | 367 | 792908 | | | 792908 | < 0.010 | 0.000 | | |
| RLG-13-02 | 367 | 368 | 792909 | | | 792909 | < 0.010 | 0.000 | | |
| RLG-13-02 | 368 | 369 | 792910 | | | 792910 | 0.04 | 0.001 | | |
| RLG-13-02 | 369 | 370 | 792911 | | | 792911 | < 0.010 | 0.000 | | |
| RLG-13-02 | 370 | 371 | 792912 | | | 792912 | 0.106 | 0.003 | | |
| RLG-13-02 | 371 | 372 | 792913 | | | 792913 | 0.065 | 0.002 | | |
| RLG-13-02 | 372 | 373 | 792914 | | | 792914 | 0.132 | 0.004 | | |
| RLG-13-02 | 373 | 374 | 792915 | | | 792915 | 0.068 | 0.002 | | |
| RLG-13-02 | 374 | 375 | 792916 | | | 792916 | 0.075 | 0.002 | | |
| RLG-13-02 | 375 | 376 | 792918 | | | 792918 | < 0.010 | 0.000 | | |
| RLG-13-02 | 376 | 377 | 792919 | | | 792919 | < 0.010 | 0.000 | | |
| RLG-13-02 | 377 | 378 | 792920 | | | 792920 | < 0.010 | < 0.000146 | | |
| RLG-13-02 | 378 | 379 | 792921 | | | 792921 | < 0.010 | 0.000 | | |
| RLG-13-02 | 379 | 380 | 792922 | | | 792922 | < 0.010 | < 0.000146 | | |
| RLG-13-02 | 380 | 381 | 792923 | | | 792923 | < 0.010 | < 0.000146 | | |
| RLG-13-02 | 381 | 382 | 792924 | | | 792924 | < 0.010 | < 0.000146 | | |
| RLG-13-02 | 382 | 383 | 792925 | | | 792925 | < 0.010 | < 0.000146 | | |
| RLG-13-02 | 383 | 384 | 792926 | | | 792926 | < 0.010 | < 0.000146 | | |
| RLG-13-02 | 384 | 385 | 792927 | | | 792927 | < 0.010 | 0.000 | | |
| RLG-13-02 | 385 | 386 | 792928 | | | 792928 | < 0.010 | < 0.000146 | | |
| RLG-13-02 | 386 | 387 | 792929 | | | 792929 | < 0.010 | < 0.000146 | | |
| RLG-13-02 | 387 | 388 | 792930 | | | 792930 | < 0.010 | < 0.000146 | | |
| RLG-13-02 | 388 | 389 | 792931 | | | 792931 | < 0.010 | < 0.000146 | | |
| RLG-13-02 | 389 | 390 | 792932 | | | 792932 | < 0.010 | < 0.000146 | | |
| RLG-13-02 | 390 | 391 | 792933 | | | 792933 | < 0.010 | < 0.000146 | | |
| RLG-13-02 | 391 | 392 | 792935 | | | 792935 | 0.032 | 0.001 | | |
| RLG-13-02 | 392 | 393 | 792936 | | | 792936 | 0.095 | 0.003 | | |
| RLG-13-02 | 393 | 394 | 792937 | | | 792937 | < 0.010 | 0.000 | | |
| RLG-13-02 | 394 | 395 | 792938 | | | 792938 | 0.05 | 0.001 | | |
| RLG-13-02 | 395 | 396 | 792939 | | | 792939 | 0.167 | 0.005 | | |
| RLG-13-02 | 396 | 397 | 792940 | | | 792940 | 0.024 | 0.001 | | |
| RLG-13-02 | 397 | 398 | 792941 | | | 792941 | 0.12 | 0.003 | | |
| RLG-13-02 | 398 | 399 | 792942 | | | 792942 | 0.069 | 0.002 | | |
| RLG-13-02 | 399 | 400 | 792943 | | | 792943 | 1.053 | 0.031 | | |
| RLG-13-02 | 400 | 401 | 792944 | | | 792944 | 0.149 | 0.004 | | |
| RLG-13-02 | 401 | 402 | 792945 | | | 792945 | < 0.010 | 0.001 | | |
| RLG-13-02 | 402 | 403 | 792946 | | | 792946 | < 0.010 | < 0.000146 | | |
| RLG-13-02 | 403 | 404 | 792947 | | | 792947 | 0.076 | 0.002 | | |
| RLG-13-02 | 404 | 405 | 792948 | | | 792948 | 0.133 | 0.004 | | |
| RLG-13-02 | 405 | 406 | 792949 | | | 792949 | 0.209 | 0.006 | | |
| RLG-13-02 | 405 | 406 | 792950 | duplicate | | 792950 | 0.134 | 0.004 | | |

| Hole # | from | to | sample # | sample type | width (m) | sample # | FA-AA | FA-AA | Au-GRA-gpt | Au-GRA-opt |
|---|---|---|---|---|---|---|---|---|---|---|
| RLG-13-02 | 406 | 407 | 792951 | | | 792951 | 0.274 | 0.008 | | |
| RLG-13-02 | 407 | 408 | 792952 | | | 792952 | 0.158 | 0.005 | | |
| RLG-13-02 | 408 | 409 | 792953 | | | 792953 | 0.397 | 0.012 | | |
| RLG-13-02 | 409 | 410 | 792954 | | | 792954 | 0.461 | 0.013 | | |
| RLG-13-02 | 410 | 411 | 792955 | | | 792955 | 0.053 | 0.002 | | |
| RLG-13-02 | 411 | 412 | 792956 | | | 792956 | 0.049 | 0.001 | | |
| RLG-13-02 | 412 | 413 | 792957 | | | 792957 | 0.127 | 0.004 | | |
| RLG-13-02 | 413 | 414 | 792958 | | | 792958 | 0.087 | 0.003 | | |
| RLG-13-02 | 414 | 415 | 792959 | | | 792959 | 0.034 | 0.001 | | |
| RLG-13-02 | 415 | 416 | 792960 | | | 792960 | < 0.010 | 0.000 | | |
| RLG-13-02 | 416 | 417 | 792961 | | | 792961 | < 0.010 | < 0.000146 | | |
| RLG-13-02 | 417 | 418 | 792962 | | | 792962 | 0.113 | 0.003 | | |
| RLG-13-02 | 418 | 419 | 792963 | | | 792963 | 3.443 | 0.100 | | |
| RLG-13-02 | 419 | 420 | 792964 | | | 792964 | 0.407 | 0.012 | | |
| RLG-13-02 | 420 | 421 | 792965 | | | 792965 | 0.196 | 0.006 | | |
| RLG-13-02 | 421 | 422 | 792966 | | | 792966 | 0.098 | 0.003 | | |
| RLG-13-02 | 422 | 423 | 792967 | | | 792967 | < 0.010 | < 0.000146 | | |
| RLG-13-02 | 423 | 424 | 792969 | | | 792969 | 0.037 | 0.001 | | |
| RLG-13-02 | 424 | 425 | 792970 | | | 792970 | 0.055 | 0.002 | | |
| RLG-13-02 | 425 | 426 | 792971 | | | 792971 | < 0.010 | 0.000 | | |
| RLG-13-02 | 426 | 427 | 792972 | | | 792972 | 0.012 | 0.000 | | |
| RLG-13-02 | 427 | 428 | 792973 | | | 792973 | < 0.010 | 0.000 | | |
| RLG-13-02 | 428 | 429 | 792974 | | | 792974 | 0.212 | 0.006 | | |
| RLG-13-02 | 429 | 430 | 792975 | | | 792975 | < 0.010 | < 0.000146 | | |
| RLG-13-02 | 430 | 431 | 792976 | | | 792976 | 0.056 | 0.002 | | |
| RLG-13-02 | 431 | 432 | 792977 | | | 792977 | < 0.010 | < 0.000146 | | |
| RLG-13-02 | 432 | 433 | 792978 | | | 792978 | 0.111 | 0.003 | | |
| RLG-13-02 | 433 | 434 | 792979 | | | 792979 | < 0.010 | 0.000 | | |
| RLG-13-02 | 434 | 435 | 792980 | | | 792980 | 0.226 | 0.007 | | |
| RLG-13-02 | 435 | 436 | 792981 | | | 792981 | 0.189 | 0.005 | | |
| RLG-13-02 | 436 | 437 | 792982 | | | 792982 | 0.012 | 0.000 | | |
| RLG-13-02 | 437 | 438 | 792983 | | | 792983 | < 0.010 | < 0.000146 | | |
| RLG-13-02 | 438 | 439 | 792984 | stand high | | 792984 | 7.52 | > 0.146000 | 7.52 | 0.219 |
| RLG-13-02 | 439 | 440 | 792986 | | | 792986 | 0.01 | 0.000 | | |
| RLG-13-02 | 440 | 441 | 792987 | | | 792987 | 0.093 | 0.003 | | |
| RLG-13-02 | 441 | 442 | 792988 | | | 792988 | 0.214 | 0.006 | | |
| RLG-13-02 | 442 | 443 | 792989 | | | 792989 | 0.116 | 0.003 | | |
| RLG-13-02 | 443 | 444 | 792990 | | | 792990 | 0.044 | 0.001 | | |
| RLG-13-02 | 444 | 445 | 792991 | | | 792991 | 0.015 | 0.000 | | |
| RLG-13-02 | 445 | 446 | 792992 | | | 792992 | 0.014 | 0.000 | | |
| RLG-13-02 | 446 | 447 | 792993 | | | 792993 | 0.026 | 0.001 | | |
| RLG-13-02 | 447 | 448 | 792994 | | | 792994 | 0.015 | 0.000 | | |
| RLG-13-02 | 448 | 449 | 792995 | | | 792995 | 0.055 | 0.002 | | |
| RLG-13-02 | 449 | 450 | 792996 | | | 792996 | 0.051 | 0.001 | | |
| RLG-13-02 | 450 | 451 | 792997 | | | 792997 | 0.023 | 0.001 | | |
| RLG-13-02 | 451 | 452 | 792998 | | | 792998 | 0.013 | 0.000 | | |
| RLG-13-02 | 452 | 453 | 792999 | | | 792999 | 3.938 | 0.115 | | |
| RLG-13-02 | 452 | 453 | 793000 | duplicate | | 793000 | 0.036 | 0.001 | | |
| RLG-13-02 | 453 | 454 | 793001 | | | 793001 | 0.029 | 0.001 | | |
| RLG-13-02 | 454 | 455 | 793002 | | | 793002 | < 0.010 | < 0.000146 | | |
| RLG-13-02 | 455 | 456 | 793003 | | | 793003 | < 0.010 | 0.000 | | |
| RLG-13-02 | 456 | 457 | 793004 | | | 793004 | < 0.010 | < 0.000146 | | |
| RLG-13-02 | 457 | 458 | 793005 | | | 793005 | < 0.010 | 0.000 | | |
| RLG-13-02 | 458 | 459 | 793006 | | | 793006 | < 0.010 | < 0.000146 | | |
| RLG-13-02 | 459 | 460 | 793007 | | | 793007 | 0.029 | 0.001 | | |

West Red Lake Gold 2013 Assay Table

| Hole # | from | to | sample # | sample type | width (m) | sample # | FA-AA | FA-AA | Au-GRA-gpt | Au-GRA-opt |
|---|---|---|---|---|---|---|---|---|---|---|
| RLG-13-02 | 460 | 461 | 793008 | | | 793008 | 0.03 | 0.001 | | |
| RLG-13-02 | 461 | 462 | 793009 | | | 793009 | 1.507 | 0.044 | | |
| RLG-13-02 | 462 | 463 | 793010 | | | 793010 | 0.029 | 0.001 | | |
| RLG-13-02 | 463 | 464 | 793011 | | | 793011 | 0.033 | 0.001 | | |
| RLG-13-02 | 464 | 465 | 793012 | | | 793012 | 0.104 | 0.003 | | |
| RLG-13-02 | 465 | 466 | 793013 | | | 793013 | 0.118 | 0.003 | | |
| RLG-13-02 | 466 | 467 | 793014 | | | 793014 | 0.75 | 0.022 | | |
| RLG-13-02 | 467 | 468 | 793015 | | | 793015 | 0.561 | 0.016 | | |
| RLG-13-02 | 468 | 469 | 793016 | | | 793016 | 0.451 | 0.013 | | |
| RLG-13-02 | 469 | 470 | 793017 | | | 793017 | < 0.010 | < 0.000146 | | |
| RLG-13-02 | 470 | 471 | 793019 | | | 793019 | 0.011 | 0.000 | | |
| RLG-13-02 | 471 | 472 | 793020 | | | 793020 | < 0.010 | 0.000 | | |
| RLG-13-02 | 472 | 473 | 793021 | | | 793021 | < 0.010 | < 0.000146 | | |
| RLG-13-02 | 473 | 474 | 793022 | | | 793022 | < 0.010 | < 0.000146 | | |
| RLG-13-02 | 474 | 475 | 793023 | | | 793023 | 0.019 | 0.001 | | |
| RLG-13-02 | 475 | 476 | 793024 | | | 793024 | 0.016 | 0.000 | | |
| RLG-13-02 | 476 | 477 | 793025 | | | 793025 | < 0.010 | 0.000 | | |
| RLG-13-02 | 477 | 478 | 793026 | | | 793026 | < 0.010 | 0.000 | | |
| RLG-13-02 | 478 | 479 | 793027 | | | 793027 | < 0.010 | 0.000 | | |
| RLG-13-02 | 479 | 480 | 793028 | | | 793028 | 0.42 | 0.012 | | |
| RLG-13-02 | 480 | 481 | 793029 | | | 793029 | 0.242 | 0.007 | | |
| RLG-13-02 | 481 | 482 | 793030 | | | 793030 | 0.207 | 0.006 | | |
| RLG-13-02 | 482 | 483 | 793031 | | | 793031 | 0.607 | 0.018 | | |
| RLG-13-02 | 483 | 484 | 793032 | | | 793032 | 0.535 | 0.016 | | |
| RLG-13-02 | 484 | 485 | 793033 | | | 793033 | 0.803 | 0.023 | | |
| RLG-13-02 | 485 | 486 | 793035 | | | 793035 | 0.051 | 0.001 | | |
| RLG-13-02 | 486 | 487 | 793036 | | | 793036 | 75.3 | > 0.146000 | 75.3 | 2.196 |
| RLG-13-02 | 487 | 488 | 793037 | | | 793037 | 0.139 | 0.004 | | |
| RLG-13-02 | 488 | 489 | 793038 | | | 793038 | 0.294 | 0.009 | | |
| RLG-13-02 | 489 | 490 | 793039 | | | 793039 | 2.794 | 0.082 | | |
| RLG-13-02 | 490 | 491 | 793040 | | | 793040 | 0.172 | 0.005 | | |
| RLG-13-02 | 491 | 492 | 793041 | | | 793041 | 0.037 | 0.001 | | |
| RLG-13-02 | 492 | 493 | 793042 | | | 793042 | 0.038 | 0.001 | | |
| RLG-13-02 | 493 | 494 | 793043 | | | 793043 | 0.011 | 0.000 | | |
| RLG-13-02 | 494 | 495 | 793044 | | | 793044 | 0.069 | 0.002 | | |
| RLG-13-02 | 495 | 496 | 793045 | | | 793045 | 0.025 | 0.001 | | |
| RLG-13-02 | 496 | 497 | 793046 | | | 793046 | 0.034 | 0.001 | | |
| RLG-13-02 | 497 | 498 | 793047 | | | 793047 | < 0.010 | < 0.000146 | | |
| RLG-13-02 | 498 | 499 | 793048 | | | 793048 | < 0.010 | < 0.000146 | | |
| RLG-13-02 | 499 | 500 | 793049 | | | 793049 | < 0.010 | < 0.000146 | | |
| RLG-13-02 | 499 | 500 | 793050 | duplicate | | 793050 | < 0.010 | < 0.000146 | | |
| RLG-13-02 | 500 | 501 | 793051 | | | 793051 | < 0.010 | < 0.000146 | | |
| RLG-13-02 | 501 | 502 | 793052 | | | 793052 | < 0.010 | < 0.000146 | | |
| RLG-13-02 | 502 | 503 | 793053 | | | 793053 | < 0.010 | < 0.000146 | | |
| RLG-13-02 | 503 | 504 | 793054 | | | 793054 | 0.022 | 0.001 | | |
| RLG-13-02 | 504 | 505 | 793055 | | | 793055 | 0.038 | 0.001 | | |
| RLG-13-02 | 505 | 506 | 793056 | | | 793056 | < 0.010 | < 0.000146 | | |
| RLG-13-02 | 506 | 507 | 793057 | | | 793057 | < 0.010 | 0.000 | | |
| RLG-13-02 | 507 | 508 | 793058 | | | 793058 | < 0.010 | < 0.000146 | | |
| RLG-13-02 | 508 | 509 | 793059 | | | 793059 | 0.053 | 0.002 | | |
| RLG-13-02 | 509 | 510 | 793060 | | | 793060 | < 0.010 | 0.000 | | |
| RLG-13-02 | 510 | 511 | 793061 | | | 793061 | < 0.010 | < 0.000146 | | |
| RLG-13-02 | 511 | 512 | 793062 | | | 793062 | 0.044 | 0.001 | | |
| RLG-13-02 | 512 | 513 | 793063 | | | 793063 | 0.146 | 0.004 | | |
| RLG-13-02 | 513 | 514 | 793064 | | | 793064 | 0.042 | 0.001 | | |

| Hole # | from | to | sample # | sample type | width (m) | sample # | FA-AA | FA-AA | Au-GRA-gpt | Au-GRA-opt |
|---|---|---|---|---|---|---|---|---|---|---|
| RLG-13-02 | 514 | 515 | 793065 | | | 793065 | < 0.010 | < 0.000146 | | |
| RLG-13-02 | 515 | 516 | 793066 | | | 793066 | < 0.010 | 0.000 | | |
| RLG-13-02 | 516 | 517 | 793068 | | | 793068 | 0.012 | 0.000 | | |
| RLG-13-02 | 517 | 518 | 793069 | | | 793069 | 0.083 | 0.002 | | |
| RLG-13-02 | 518 | 519 | 793070 | | | 793070 | < 0.010 | < 0.000146 | | |
| RLG-13-02 | 519 | 520 | 793071 | | | 793071 | < 0.010 | < 0.000146 | | |
| RLG-13-02 | 520 | 521 | 793072 | | | 793072 | < 0.010 | < 0.000146 | | |
| RLG-13-02 | 521 | 522 | 793073 | | | 793073 | 0.012 | 0.000 | | |
| RLG-13-02 | 522 | 523 | 793074 | | | 793074 | < 0.010 | < 0.000146 | | |
| RLG-13-02 | 523 | 524 | 793075 | | | 793075 | < 0.010 | < 0.000146 | | |
| RLG-13-02 | 524 | 525 | 793076 | | | 793076 | 0.012 | 0.000 | | |
| RLG-13-02 | 525 | 526 | 793077 | | | 793077 | < 0.010 | < 0.000146 | | |
| RLG-13-02 | 526 | 527 | 793078 | | | 793078 | 0.024 | 0.001 | | |
| RLG-13-02 | 527 | 528 | 793079 | | | 793079 | 0.015 | 0.000 | | |
| RLG-13-02 | 528 | 529 | 793080 | | | 793080 | < 0.010 | < 0.000146 | | |
| RLG-13-02 | 529 | 530 | 793081 | | | 793081 | < 0.010 | 0.000 | | |
| RLG-13-02 | 530 | 531 | 793082 | | | 793082 | 0.029 | 0.001 | | |
| RLG-13-02 | 531 | 532 | 793083 | | | 793083 | < 0.010 | 0.000 | | |
| RLG-13-02 | 532 | 533 | 793085 | | | 793085 | 0.03 | 0.001 | | |
| RLG-13-02 | 533 | 534 | 793086 | | | 793086 | < 0.010 | < 0.000146 | | |
| RLG-13-02 | 534 | 535 | 793087 | | | 793087 | < 0.010 | < 0.000146 | | |
| RLG-13-02 | 535 | 536 | 793088 | | | 793088 | < 0.010 | 0.000 | | |
| RLG-13-02 | 536 | 537 | 793089 | | | 793089 | < 0.010 | < 0.000146 | | |
| RLG-13-02 | 537 | 538 | 793090 | | | 793090 | < 0.010 | < 0.000146 | | |
| RLG-13-02 | 538 | 539 | 793091 | | | 793091 | < 0.010 | 0.000 | | |
| RLG-13-02 | 539 | 540 | 793092 | | | 793092 | < 0.010 | < 0.000146 | | |
| RLG-13-02 | 540 | 541 | 793093 | | | 793093 | 0.014 | 0.000 | | |
| RLG-13-02 | 541 | 542 | 793094 | | | 793094 | < 0.010 | < 0.000146 | | |
| RLG-13-02 | 542 | 543 | 793095 | | | 793095 | 0.093 | 0.003 | | |
| RLG-13-02 | 543 | 544 | 793096 | | | 793096 | 0.021 | 0.001 | | |
| RLG-13-02 | 544 | 545 | 793097 | | | 793097 | < 0.010 | < 0.000146 | | |
| RLG-13-02 | 545 | 546 | 793098 | | | 793098 | < 0.010 | < 0.000146 | | |
| RLG-13-02 | 546 | 547 | 793099 | | | 793099 | < 0.010 | < 0.000146 | | |
| RLG-13-02 | 546 | 547 | 793100 | duplicate | | 793100 | < 0.010 | < 0.000146 | | |
| RLG-13-02 | 547 | 548 | 793101 | | | 793101 | < 0.010 | < 0.000146 | | |
| RLG-13-02 | 548 | 549 | 793102 | | | 793102 | < 0.010 | 0.000 | | |
| RLG-13-02 | 549 | 550 | 793103 | | | 793103 | < 0.010 | 0.000 | | |
| RLG-13-02 | 550 | 551 | 793104 | | | 793104 | 0.02 | 0.001 | | |
| RLG-13-02 | 551 | 552 | 793105 | | | 793105 | 0.01 | 0.000 | | |
| RLG-13-02 | 552 | 553 | 793106 | | | 793106 | 0.033 | 0.001 | | |
| RLG-13-02 | 553 | 554 | 793107 | | | 793107 | 0.044 | 0.001 | | |
| RLG-13-02 | 554 | 555 | 793108 | | | 793108 | 0.025 | 0.001 | | |
| RLG-13-02 | 555 | 556 | 793109 | | | 793109 | 0.027 | 0.001 | | |
| RLG-13-02 | 556 | 557 | 793110 | | | 793110 | 0.064 | 0.002 | | |
| RLG-13-02 | 557 | 558 | 793111 | | | 793111 | 0.017 | 0.000 | | |
| RLG-13-02 | 558 | 559 | 793112 | | | 793112 | 0.014 | 0.000 | | |
| RLG-13-02 | 559 | 560 | 793113 | | | 793113 | < 0.010 | < 0.000146 | | |
| RLG-13-02 | 560 | 561 | 793114 | | | 793114 | < 0.010 | 0.000 | | |
| RLG-13-02 | 561 | 562 | 793115 | | | 793115 | 2.467 | 0.072 | | |
| RLG-13-02 | 562 | 563 | 793116 | | | 793116 | 1.032 | 0.030 | | |
| RLG-13-02 | 563 | 564 | 793118 | | | 793118 | 0.104 | 0.003 | | |
| RLG-13-02 | 564 | 565 | 793119 | | | 793119 | 0.013 | 0.000 | | |
| RLG-13-02 | 565 | 566 | 793120 | | | 793120 | < 0.010 | 0.000 | | |
| RLG-13-02 | 566 | 567 | 793121 | | | 793121 | < 0.010 | 0.000 | | |
| RLG-13-02 | 567 | 568 | 793122 | | | 793122 | < 0.010 | 0.000 | | |

West Red Lake Gold 2013 Assay Table

| Hole # | from | to | sample # | sample type | width (m) | sample # | FA-AA | FA-AA | Au-GRA-gpt | Au-GRA-opt |
|---|---|---|---|---|---|---|---|---|---|---|
| RLG-13-02 | 568 | 569 | 793123 | | | 793123 | < 0.010 | 0.000 | | |
| RLG-13-02 | 569 | 570 | 793124 | | | 793124 | < 0.010 | < 0.000146 | | |
| RLG-13-02 | 570 | 571 | 793125 | | | 793125 | < 0.010 | < 0.000146 | | |
| RLG-13-02 | 571 | 572 | 793126 | | | 793126 | < 0.010 | < 0.000146 | | |
| RLG-13-02 | 572 | 573 | 793127 | | | 793127 | < 0.010 | < 0.000146 | | |
| RLG-13-02 | 573 | 574 | 793128 | | | 793128 | < 0.010 | 0.000 | | |
| RLG-13-02 | 574 | 575 | 793129 | | | 793129 | 0.058 | 0.002 | | |
| RLG-13-02 | 575 | 576 | 793130 | | | 793130 | < 0.010 | < 0.000146 | | |
| RLG-13-02 | 576 | 577 | 793131 | | | 793131 | 0.021 | 0.001 | | |
| RLG-13-02 | 577 | 578 | 793132 | | | 793132 | 0.192 | 0.006 | | |
| RLG-13-02 | 578 | 579 | 793133 | | | 793133 | 0.086 | 0.003 | | |
| RLG-13-02 | 579 | 580 | 793135 | | | 793135 | < 0.010 | < 0.000146 | | |
| RLG-13-02 | 580 | 581 | 793136 | | | 793136 | 0.073 | 0.002 | | |
| RLG-13-02 | 581 | 582 | 793137 | | | 793137 | 0.335 | 0.010 | | |
| RLG-13-02 | 582 | 583 | 793138 | | | 793138 | 0.018 | 0.001 | | |
| RLG-13-02 | 583 | 584 | 793139 | | | 793139 | < 0.010 | < 0.000146 | | |
| RLG-13-02 | 584 | 585 | 793140 | | | 793140 | 0.012 | 0.000 | | |
| RLG-13-02 | 585 | 586 | 793141 | | | 793141 | < 0.010 | < 0.000146 | | |
| RLG-13-02 | 586 | 587 | 793142 | | | 793142 | 0.159 | 0.005 | | |
| RLG-13-02 | 587 | 588 | 793143 | | | 793143 | 0.012 | 0.000 | | |
| RLG-13-02 | 588 | 589 | 793144 | | | 793144 | 0.024 | 0.001 | | |
| RLG-13-02 | 589 | 590 | 793145 | | | 793145 | 0.02 | 0.001 | | |
| RLG-13-02 | 590 | 591 | 793146 | | | 793146 | 0.081 | 0.002 | | |
| RLG-13-02 | 591 | 592 | 793147 | | | 793147 | 0.047 | 0.001 | | |
| RLG-13-02 | 592 | 593 | 793148 | | | 793148 | 0.013 | 0.000 | | |
| RLG-13-02 | 593 | 594 | 793149 | | | 793149 | 0.191 | 0.006 | | |
| RLG-13-02 | 593 | 594 | 793150 | duplicate | | 793150 | 0.047 | 0.001 | | |
| RLG-13-02 | 594 | 595 | 793151 | | | 793151 | 0.01 | 0.000 | | |
| RLG-13-02 | 595 | 596 | 793152 | | | 793152 | < 0.010 | 0.000 | | |
| RLG-13-02 | 596 | 597 | 793153 | | | 793153 | 0.016 | 0.000 | | |
| RLG-13-02 | 597 | 598 | 793154 | | | 793154 | 0.036 | 0.001 | | |
| RLG-13-02 | 598 | 599 | 793155 | | | 793155 | 0.03 | 0.001 | | |
| RLG-13-02 | 599 | 600 | 793156 | | | 793156 | 0.074 | 0.002 | | |
| RLG-13-02 | | | 792567 | blank | 1 | 792567 | < 0.010 | < 0.000146 | | |
| RLG-13-02 | | | 792584 | blank | 1 | 792584 | < 0.010 | < 0.000146 | | |
| RLG-13-02 | | | 792617 | blank | 1 | 792617 | < 0.010 | < 0.000146 | | |
| RLG-13-02 | | | 792667 | blank | 1 | 792667 | < 0.010 | < 0.000146 | | |
| RLG-13-02 | | | 792684 | blank | | 792684 | < 0.010 | < 0.000146 | | |
| RLG-13-02 | | | 792717 | blank | | 792717 | < 0.010 | < 0.000146 | | |
| RLG-13-02 | | | 792767 | blank | | 792767 | < 0.010 | < 0.000146 | | |
| RLG-13-02 | | | 792817 | blank | | 792817 | < 0.010 | < 0.000146 | | |
| RLG-13-02 | | | 792867 | blank | | 792867 | < 0.010 | < 0.000146 | | |
| RLG-13-02 | | | 792917 | blank | | 792917 | < 0.010 | < 0.000146 | | |
| RLG-13-02 | | | 793067 | blank | | 793067 | < 0.010 | < 0.000146 | | |
| RLG-13-02 | | | 793117 | blank | | 793117 | < 0.010 | < 0.000146 | | |
| RLG-13-02 | | | 793084 | stand high | | 793084 | 7.45 | > 0.146000 | 7.45 | 0.217 |
| RLG-13-02 | | | 792784 | stand high | | 792784 | 7.31 | > 0.146000 | 7.31 | 0.213 |
| RLG-13-02 | | | 792884 | stand high | | 792884 | 7.28 | > 0.146000 | 7.28 | 0.212 |
| RLG-13-02 | | | 792934 | stand low | | 792934 | 2.161 | 0.063 | | |
| RLG-13-02 | | | 792634 | stand low | 1 | 792634 | 2.144 | 0.063 | | |
| RLG-13-02 | | | 793134 | stand low | | 793134 | 1.99 | 0.058 | | |
| RLG-13-02 | | | 793034 | stand low | | 793034 | 1.928 | 0.056 | | |
| RLG-13-02 | | | 792834 | stand low | | 792834 | 1.903 | 0.055 | | |
| RLG-13-02 | | | 792734 | stand low | | 792734 | 1.817 | 0.053 | | |
| RLG-13-02 | | | 793018 | blank | | 793018 | 0.407 | 0.012 | | |

West Red Lake Gold 2013 Assay Table

| Hole # | from | to | sample # | sample type | width (m) | sample # | FA-AA | FA-AA | Au-GRA-gpt | Au-GRA-opt |
|---|---|---|---|---|---|---|---|---|---|---|
| RLG-13-02 | | | 792985 | | | 792985 | 0.178 | 0.005 | | |
| RLG-13-02 | | | 792968 | stand low | | 792968 | 0.073 | 0.002 | | |
| RLG-13-03 | 29.3 | 30 | 793157 | | 0.7 | 793157 | 0.01 | 0.000 | | |
| RLG-13-03 | 30 | 31 | 793158 | | 1 | 793158 | < 0.010 | < 0.000146 | | |
| RLG-13-03 | 31 | 32 | 793159 | | 1 | 793159 | 0.05 | 0.001 | | |
| RLG-13-03 | 32 | 33 | 793160 | | 1 | 793160 | < 0.010 | 0.000 | | |
| RLG-13-03 | 33 | 34 | 793162 | | 1 | 793162 | < 0.010 | < 0.000146 | | |
| RLG-13-03 | 34 | 35 | 793163 | | 1 | 793163 | 0.088 | 0.003 | | |
| RLG-13-03 | 35 | 36 | 793164 | | 1 | 793164 | 0.025 | 0.001 | | |
| RLG-13-03 | 36 | 37 | 793165 | | 1 | 793165 | < 0.010 | 0.000 | | |
| RLG-13-03 | 37 | 38 | 793166 | | 1 | 793166 | 0.016 | 0.000 | | |
| RLG-13-03 | 38 | 39 | 793168 | | 1 | 793168 | 0.038 | 0.001 | | |
| RLG-13-03 | 39 | 40 | 793169 | | 1 | 793169 | < 0.010 | < 0.000146 | | |
| RLG-13-03 | 40 | 41 | 793170 | | 1 | 793170 | < 0.010 | < 0.000146 | | |
| RLG-13-03 | 41 | 42 | 793171 | | 1 | 793171 | 0.257 | 0.007 | | |
| RLG-13-03 | 42 | 43 | 793172 | | 1 | 793172 | < 0.010 | 0.000 | | |
| RLG-13-03 | 43 | 44 | 793173 | | 1 | 793173 | 0.052 | 0.002 | | |
| RLG-13-03 | 44 | 45 | 793174 | | 1 | 793174 | 0.02 | 0.001 | | |
| RLG-13-03 | 45 | 46 | 793175 | | 1 | 793175 | < 0.010 | < 0.000146 | | |
| RLG-13-03 | 46 | 47 | 793176 | | 1 | 793176 | < 0.010 | 0.000 | | |
| RLG-13-03 | 47 | 48 | 793177 | | 1 | 793177 | 0.014 | 0.000 | | |
| RLG-13-03 | 48 | 49 | 793178 | | 1 | 793178 | 0.02 | 0.001 | | |
| RLG-13-03 | 49 | 50 | 793179 | | 1 | 793179 | < 0.010 | < 0.000146 | | |
| RLG-13-03 | 50 | 51 | 793180 | | 1 | 793180 | 0.023 | 0.001 | | |
| RLG-13-03 | 51 | 52 | 793181 | | 1 | 793181 | 0.022 | 0.001 | | |
| RLG-13-03 | 52 | 53 | 793182 | | 1 | 793182 | 0.068 | 0.002 | | |
| RLG-13-03 | 53 | 54 | 793183 | | 1 | 793183 | 0.065 | 0.002 | | |
| RLG-13-03 | 54 | 55 | 793185 | | 1 | 793185 | 0.019 | 0.001 | | |
| RLG-13-03 | 55 | 56 | 793186 | | 1 | 793186 | 0.248 | 0.007 | | |
| RLG-13-03 | 56 | 57 | 793187 | | 1 | 793187 | 0.078 | 0.002 | | |
| RLG-13-03 | 57 | 58 | 793188 | | 1 | 793188 | 0.011 | 0.000 | | |
| RLG-13-03 | 58 | 59 | 793189 | | 1 | 793189 | < 0.010 | < 0.000146 | | |
| RLG-13-03 | 59 | 60 | 793190 | | 1 | 793190 | < 0.010 | 0.000 | | |
| RLG-13-03 | 60 | 61 | 793191 | | 1 | 793191 | < 0.010 | < 0.000146 | | |
| RLG-13-03 | 61 | 62 | 793192 | | 1 | 793192 | 0.013 | 0.000 | | |
| RLG-13-03 | 62 | 63 | 793193 | | 1 | 793193 | 0.027 | 0.001 | | |
| RLG-13-03 | 63 | 64 | 793194 | | 1 | 793194 | 0.025 | 0.001 | | |
| RLG-13-03 | 64 | 65 | 793195 | | 1 | 793195 | < 0.010 | < 0.000146 | | |
| RLG-13-03 | 65 | 66 | 793196 | | 1 | 793196 | 0.031 | 0.001 | | |
| RLG-13-03 | 66 | 67 | 793197 | | 1 | 793197 | < 0.010 | 0.000 | | |
| RLG-13-03 | 67 | 68 | 793198 | | 1 | 793198 | < 0.010 | < 0.000146 | | |
| RLG-13-03 | 68 | 69 | 793199 | | 1 | 793199 | < 0.010 | < 0.000146 | | |
| RLG-13-03 | 68 | 69 | 793200 | Dupicate | | 793200 | < 0.010 | < 0.000146 | | |
| RLG-13-03 | 69 | 70 | 793201 | | 1 | 793201 | < 0.010 | 0.000 | | |
| RLG-13-03 | 70 | 71 | 793202 | | 1 | 793202 | 0.16 | 0.005 | | |
| RLG-13-03 | 71 | 72 | 793203 | | 1 | 793203 | 0.039 | 0.001 | | |
| RLG-13-03 | 72 | 73 | 793204 | | 1 | 793204 | 0.013 | 0.000 | | |
| RLG-13-03 | 73 | 74 | 793205 | | 1 | 793205 | 0.059 | 0.002 | | |
| RLG-13-03 | 74 | 75 | 793206 | | 1 | 793206 | < 0.010 | 0.000 | | |
| RLG-13-03 | 75 | 76 | 793207 | | 1 | 793207 | < 0.010 | < 0.000146 | | |
| RLG-13-03 | 76 | 77 | 793208 | | 1 | 793208 | 3.388 | 0.099 | | |
| RLG-13-03 | 77 | 78 | 793209 | | 1 | 793209 | < 0.010 | 0.000 | | |
| RLG-13-03 | 78 | 79 | 793210 | | 1 | 793210 | 0.127 | 0.004 | | |
| RLG-13-03 | 79 | 80 | 793211 | | 1 | 793211 | < 0.010 | < 0.000146 | | |
| RLG-13-03 | 80 | 81 | 793212 | | 1 | 793212 | < 0.010 | < 0.000146 | | |

| Hole # | from | to | sample # | sample type | width (m) | sample # | FA-AA | FA-AA | Au-GRA-gpt | Au-GRA-opt |
|---|---|---|---|---|---|---|---|---|---|---|
| RLG-13-03 | 81 | 82 | 793213 | | 1 | 793213 | < 0.010 | < 0.000146 | | |
| RLG-13-03 | 82 | 83 | 793214 | | 1 | 793214 | 0.017 | 0.000 | | |
| RLG-13-03 | 83 | 84 | 793215 | | 1 | 793215 | 0.045 | 0.001 | | |
| RLG-13-03 | 84 | 85 | 793216 | | 1 | 793216 | < 0.010 | < 0.000146 | | |
| RLG-13-03 | 85 | 86 | 793218 | | 1 | 793218 | < 0.010 | 0.000 | | |
| RLG-13-03 | 86 | 87 | 793219 | | 1 | 793219 | < 0.010 | < 0.000146 | | |
| RLG-13-03 | 87 | 88 | 793220 | | 1 | 793220 | < 0.010 | < 0.000146 | | |
| RLG-13-03 | 88 | 89 | 793221 | | 1 | 793221 | < 0.010 | < 0.000146 | | |
| RLG-13-03 | 89 | 90 | 793222 | | 1 | 793222 | < 0.010 | < 0.000146 | | |
| RLG-13-03 | 90 | 91 | 793223 | | 1 | 793223 | < 0.010 | < 0.000146 | | |
| RLG-13-03 | 91 | 92 | 793224 | | 1 | 793224 | < 0.010 | 0.000 | | |
| RLG-13-03 | 92 | 93 | 793225 | | 1 | 793225 | < 0.010 | 0.000 | | |
| RLG-13-03 | 93 | 94 | 793226 | | 1 | 793226 | 0.119 | 0.003 | | |
| RLG-13-03 | 94 | 95 | 793227 | | 1 | 793227 | < 0.010 | < 0.000146 | | |
| RLG-13-03 | 95 | 96 | 793228 | | 1 | 793228 | 0.056 | 0.002 | | |
| RLG-13-03 | 96 | 97 | 793229 | | 1 | 793229 | 0.371 | 0.011 | | |
| RLG-13-03 | 97 | 98 | 793230 | | 1 | 793230 | 12.7 | > 0.146000 | 12.7 | 0.371 |
| RLG-13-03 | 98 | 99 | 793231 | | 1 | 793231 | 0.079 | 0.002 | | |
| RLG-13-03 | 99 | 100 | 793232 | | 1 | 793232 | 0.324 | 0.009 | | |
| RLG-13-03 | 100 | 101 | 793233 | | 1 | 793233 | < 0.010 | < 0.000146 | | |
| RLG-13-03 | 101 | 102 | 793235 | | 1 | 793235 | 0.035 | 0.001 | | |
| RLG-13-03 | 102 | 103 | 793236 | | 1 | 793236 | < 0.010 | < 0.000146 | | |
| RLG-13-03 | 103 | 104 | 793237 | | 1 | 793237 | < 0.010 | < 0.000146 | | |
| RLG-13-03 | 104 | 105 | 793238 | | 1 | 793238 | < 0.010 | < 0.000146 | | |
| RLG-13-03 | 105 | 106 | 793239 | | 1 | 793239 | < 0.010 | 0.000 | | |
| RLG-13-03 | 106 | 107 | 793240 | | 1 | 793240 | 0.012 | 0.000 | | |
| RLG-13-03 | 107 | 108 | 793241 | | 1 | 793241 | 0.027 | 0.001 | | |
| RLG-13-03 | 108 | 109 | 793242 | | 1 | 793242 | 0.022 | 0.001 | | |
| RLG-13-03 | 109 | 110 | 793243 | | 1 | 793243 | 0.155 | 0.005 | | |
| RLG-13-03 | 110 | 111 | 793244 | | 1 | 793244 | < 0.010 | < 0.000146 | | |
| RLG-13-03 | 111 | 112 | 793245 | | 1 | 793245 | 0.022 | 0.001 | | |
| RLG-13-03 | 112 | 113 | 793246 | | 1 | 793246 | 0.046 | 0.001 | | |
| RLG-13-03 | 113 | 114 | 793247 | | 1 | 793247 | < 0.010 | < 0.000146 | | |
| RLG-13-03 | 114 | 115 | 793248 | | 1 | 793248 | 0.016 | 0.000 | | |
| RLG-13-03 | 115 | 116 | 793249 | | 1 | 793249 | < 0.010 | 0.000 | | |
| RLG-13-03 | 115 | 116 | 793250 | Duplicate | | 793250 | < 0.010 | < 0.000146 | | |
| RLG-13-03 | 116 | 117 | 793251 | | 1 | 793251 | < 0.010 | < 0.000146 | | |
| RLG-13-03 | 117 | 118 | 793252 | | 1 | 793252 | < 0.010 | < 0.000146 | | |
| RLG-13-03 | 118 | 119 | 793253 | | 1 | 793253 | < 0.010 | < 0.000146 | | |
| RLG-13-03 | 119 | 120 | 793254 | | 1 | 793254 | < 0.010 | < 0.000146 | | |
| RLG-13-03 | 120 | 121 | 793255 | | 1 | 793255 | < 0.010 | < 0.000146 | | |
| RLG-13-03 | 121 | 122 | 793256 | | 1 | 793256 | < 0.010 | < 0.000146 | | |
| RLG-13-03 | 122 | 123 | 793257 | | 1 | 793257 | < 0.010 | < 0.000146 | | |
| RLG-13-03 | 123 | 124 | 793258 | | 1 | 793258 | < 0.010 | < 0.000146 | | |
| RLG-13-03 | 124 | 125 | 793259 | | 1 | 793259 | < 0.010 | < 0.000146 | | |
| RLG-13-03 | 125 | 126 | 793260 | | 1 | 793260 | < 0.010 | < 0.000146 | | |
| RLG-13-03 | 126 | 127 | 793261 | | 1 | 793261 | < 0.010 | < 0.000146 | | |
| RLG-13-03 | 127 | 128 | 793262 | | 1 | 793262 | < 0.010 | 0.000 | | |
| RLG-13-03 | 128 | 129 | 793263 | | 1 | 793263 | 0.053 | 0.002 | | |
| RLG-13-03 | 129 | 130 | 793264 | | 1 | 793264 | < 0.010 | < 0.000146 | | |
| RLG-13-03 | 130 | 131 | 793265 | | 1 | 793265 | < 0.010 | < 0.000146 | | |
| RLG-13-03 | 131 | 132 | 793266 | | 1 | 793266 | 0.029 | 0.001 | | |
| RLG-13-03 | 132 | 133 | 793268 | | 1 | 793268 | < 0.010 | < 0.000146 | | |
| RLG-13-03 | 133 | 134 | 793269 | | 1 | 793269 | < 0.010 | < 0.000146 | | |
| RLG-13-03 | 134 | 135 | 793270 | | 1 | 793270 | < 0.010 | 0.000 | | |

| Hole # | from | to | sample # | sample type | width (m) | sample # | FA-AA | FA-AA | Au-GRA-gpt | Au-GRA-opt |
|---|---|---|---|---|---|---|---|---|---|---|
| RLG-13-03 | 135 | 136 | 793271 | | 1 | 793271 | < 0.010 | < 0.000146 | | |
| RLG-13-03 | 136 | 137 | 793272 | | 1 | 793272 | < 0.010 | < 0.000146 | | |
| RLG-13-03 | 137 | 138 | 793273 | | 1 | 793273 | < 0.010 | 0.000 | | |
| RLG-13-03 | 138 | 139 | 793274 | | 1 | 793274 | < 0.010 | 0.000 | | |
| RLG-13-03 | 139 | 140 | 793275 | | 1 | 793275 | 0.037 | 0.001 | | |
| RLG-13-03 | 140 | 141 | 793276 | | 1 | 793276 | 0.013 | 0.000 | | |
| RLG-13-03 | 141 | 142 | 793277 | | 1 | 793277 | < 0.010 | < 0.000146 | | |
| RLG-13-03 | 142 | 143 | 793278 | | 1 | 793278 | 0.017 | 0.001 | | |
| RLG-13-03 | 143 | 144 | 793279 | | 1 | 793279 | 0.039 | 0.001 | | |
| RLG-13-03 | 144 | 145 | 793280 | | 1 | 793280 | < 0.010 | 0.000 | | |
| RLG-13-03 | 145 | 146 | 793281 | | 1 | 793281 | < 0.010 | 0.000 | | |
| RLG-13-03 | 146 | 147 | 793282 | | 1 | 793282 | 0.029 | 0.001 | | |
| RLG-13-03 | 147 | 148 | 793283 | | 1 | 793283 | 0.018 | 0.001 | | |
| RLG-13-03 | 148 | 149 | 793285 | | 1 | 793285 | < 0.010 | < 0.000146 | | |
| RLG-13-03 | 149 | 150 | 793286 | | 1 | 793286 | < 0.010 | < 0.000146 | | |
| RLG-13-03 | 150 | 151 | 793287 | | 1 | 793287 | < 0.010 | < 0.000146 | | |
| RLG-13-03 | 151 | 152 | 793288 | | 1 | 793288 | < 0.010 | < 0.000146 | | |
| RLG-13-03 | 152 | 153 | 793289 | | 1 | 793289 | < 0.010 | 0.000 | | |
| RLG-13-03 | 153 | 154 | 793290 | | 1 | 793290 | < 0.010 | < 0.000146 | | |
| RLG-13-03 | 154 | 155 | 793291 | | 1 | 793291 | < 0.010 | 0.000 | | |
| RLG-13-03 | 155 | 156 | 793292 | | 1 | 793292 | < 0.010 | 0.000 | | |
| RLG-13-03 | 156 | 157 | 793293 | | 1 | 793293 | 0.013 | 0.000 | | |
| RLG-13-03 | 157 | 158 | 793294 | | 1 | 793294 | 0.015 | 0.000 | | |
| RLG-13-03 | 158 | 159 | 793295 | | 1 | 793295 | < 0.010 | 0.000 | | |
| RLG-13-03 | 159 | 160 | 793296 | | 1 | 793296 | < 0.010 | < 0.000146 | | |
| RLG-13-03 | 160 | 161 | 793297 | | 1 | 793297 | < 0.010 | 0.000 | | |
| RLG-13-03 | 161 | 162 | 793298 | | 1 | 793298 | < 0.010 | 0.000 | | |
| RLG-13-03 | 162 | 163 | 793299 | | 1 | 793299 | < 0.010 | 0.000 | | |
| RLG-13-03 | 162 | 163 | 793300 | Duplicate | | 793300 | < 0.010 | < 0.000146 | | |
| RLG-13-03 | 163 | 164 | 793301 | | 1 | 793301 | < 0.010 | 0.000 | | |
| RLG-13-03 | 164 | 165 | 793302 | | 1 | 793302 | < 0.010 | < 0.000146 | | |
| RLG-13-03 | 165 | 166 | 793303 | | 1 | 793303 | < 0.010 | < 0.000146 | | |
| RLG-13-03 | 166 | 167 | 793304 | | 1 | 793304 | < 0.010 | < 0.000146 | | |
| RLG-13-03 | 167 | 168 | 793305 | | 1 | 793305 | < 0.010 | < 0.000146 | | |
| RLG-13-03 | 168 | 169 | 793306 | | 1 | 793306 | < 0.010 | 0.000 | | |
| RLG-13-03 | 169 | 170 | 793307 | | 1 | 793307 | 0.185 | 0.005 | | |
| RLG-13-03 | 170 | 171 | 793308 | | 1 | 793308 | < 0.010 | 0.000 | | |
| RLG-13-03 | 171 | 172 | 793309 | | 1 | 793309 | 0.012 | 0.000 | | |
| RLG-13-03 | 172 | 173 | 793310 | | 1 | 793310 | < 0.010 | < 0.000146 | | |
| RLG-13-03 | 173 | 174 | 793311 | | 1 | 793311 | < 0.010 | 0.000 | | |
| RLG-13-03 | 174 | 175 | 793312 | | 1 | 793312 | 0.015 | 0.000 | | |
| RLG-13-03 | 175 | 176 | 793313 | | 1 | 793313 | 0.499 | 0.015 | | |
| RLG-13-03 | 176 | 177 | 793314 | | 1 | 793314 | 0.026 | 0.001 | | |
| RLG-13-03 | 177 | 178 | 793315 | | 1 | 793315 | 0.02 | 0.001 | | |
| RLG-13-03 | 178 | 179 | 793316 | | 1 | 793316 | 0.011 | 0.000 | | |
| RLG-13-03 | 179 | 180 | 793318 | | 1 | 793318 | < 0.010 | 0.000 | | |
| RLG-13-03 | 180 | 181 | 793319 | | 1 | 793319 | < 0.010 | 0.000 | | |
| RLG-13-03 | 181 | 182 | 793320 | | 1 | 793320 | < 0.010 | 0.000 | | |
| RLG-13-03 | 182 | 183 | 793321 | | 1 | 793321 | 0.047 | 0.001 | | |
| RLG-13-03 | 183 | 184 | 793322 | | 1 | 793322 | 0.05 | 0.001 | | |
| RLG-13-03 | 184 | 185 | 793323 | | 1 | 793323 | 0.042 | 0.001 | | |
| RLG-13-03 | 185 | 186 | 793324 | | 1 | 793324 | 92.6 | > 0.146000 | 92.6 | 2.701 |
| RLG-13-03 | 186 | 187 | 793325 | | 1 | 793325 | 0.152 | 0.004 | | |
| RLG-13-03 | 187 | 188 | 793326 | | 1 | 793326 | 0.23 | 0.007 | | |
| RLG-13-03 | 188 | 189 | 793327 | | 1 | 793327 | 0.031 | 0.001 | | |

West Red Lake Gold 2013 Assay Table

| Hole # | from | to | sample # | sample type | width (m) | sample # | FA-AA | FA-AA | Au-GRA-gpt | Au-GRA-opt |
|---|---|---|---|---|---|---|---|---|---|---|
| RLG-13-03 | 189 | 190 | 793328 | | 1 | 793328 | 0.056 | 0.002 | | |
| RLG-13-03 | 190 | 191 | 793329 | | 1 | 793329 | 0.125 | 0.004 | | |
| RLG-13-03 | 191 | 192 | 793330 | | 1 | 793330 | 0.962 | 0.028 | | |
| RLG-13-03 | 192 | 193 | 793331 | | 1 | 793331 | 0.17 | 0.005 | | |
| RLG-13-03 | 193 | 194 | 793332 | | 1 | 793332 | 3.34 | 0.097 | | |
| RLG-13-03 | 194 | 195 | 793333 | | 1 | 793333 | 0.056 | 0.002 | | |
| RLG-13-03 | 195 | 196 | 793335 | | | 793335 | 0.03 | 0.001 | | |
| RLG-13-03 | 196 | 197 | 793336 | | 1 | 793336 | 4.538 | 0.132 | | |
| RLG-13-03 | 197 | 198 | 793337 | | 1 | 793337 | 1.004 | 0.029 | | |
| RLG-13-03 | 198 | 199 | 793338 | | 1 | 793338 | 3.832 | 0.112 | | |
| RLG-13-03 | 199 | 200 | 793339 | | 1 | 793339 | 0.26 | 0.008 | | |
| RLG-13-03 | 200 | 201 | 793340 | | 1 | 793340 | 6.4 | > 0.146000 | 6.4 | 0.187 |
| RLG-13-03 | 201 | 202 | 793341 | | 1 | 793341 | 2.323 | 0.068 | | |
| RLG-13-03 | 202 | 203 | 793342 | | 1 | 793342 | 0.073 | 0.002 | | |
| RLG-13-03 | 203 | 204 | 793343 | | 1 | 793343 | 0.047 | 0.001 | | |
| RLG-13-03 | 204 | 205 | 793344 | | 1 | 793344 | 0.012 | 0.000 | | |
| RLG-13-03 | 205 | 206 | 793345 | | 1 | 793345 | < 0.010 | 0.000 | | |
| RLG-13-03 | 206 | 207 | 793346 | | 1 | 793346 | < 0.010 | 0.000 | | |
| RLG-13-03 | 207 | 208 | 793347 | | 1 | 793347 | < 0.010 | 0.000 | | |
| RLG-13-03 | 208 | 209 | 793348 | | 1 | 793348 | 0.048 | 0.001 | | |
| RLG-13-03 | 209 | 210 | 793349 | | 1 | 793349 | < 0.010 | < 0.000146 | | |
| RLG-13-03 | 209 | 210 | 793350 | Duplicate | | 793350 | < 0.010 | < 0.000146 | | |
| RLG-13-03 | 210 | 211 | 793351 | | 1 | 793351 | 0.226 | 0.007 | | |
| RLG-13-03 | 211 | 212 | 793352 | | 1 | 793352 | 0.107 | 0.003 | | |
| RLG-13-03 | 212 | 213 | 793353 | | 1 | 793353 | 0.079 | 0.002 | | |
| RLG-13-03 | 213 | 214 | 793354 | | 1 | 793354 | 0.073 | 0.002 | | |
| RLG-13-03 | 214 | 215 | 793355 | | 1 | 793355 | 0.104 | 0.003 | | |
| RLG-13-03 | 215 | 216 | 793356 | | 1 | 793356 | < 0.010 | < 0.000146 | | |
| RLG-13-03 | 216 | 217 | 793357 | | 1 | 793357 | < 0.010 | 0.000 | | |
| RLG-13-03 | 217 | 218 | 793358 | | 1 | 793358 | < 0.010 | 0.000 | | |
| RLG-13-03 | 218 | 219 | 793359 | | 1 | 793359 | < 0.010 | 0.000 | | |
| RLG-13-03 | 219 | 220 | 793360 | | 1 | 793360 | 0.037 | 0.001 | | |
| RLG-13-03 | 220 | 221 | 793361 | | 1 | 793361 | 0.347 | 0.010 | | |
| RLG-13-03 | 221 | 222 | 793362 | | 1 | 793362 | 0.028 | 0.001 | | |
| RLG-13-03 | 222 | 223 | 793363 | | 1 | 793363 | 0.021 | 0.001 | | |
| RLG-13-03 | 223 | 224 | 793364 | | 1 | 793364 | < 0.010 | < 0.000146 | | |
| RLG-13-03 | 224 | 225 | 793365 | | 1 | 793365 | 0.018 | 0.001 | | |
| RLG-13-03 | 225 | 226 | 793366 | | 1 | 793366 | < 0.010 | 0.000 | | |
| RLG-13-03 | 226 | 227 | 793368 | | 1 | 793368 | 0.144 | 0.004 | | |
| RLG-13-03 | 227 | 228 | 793369 | | 1 | 793369 | 0.029 | 0.001 | | |
| RLG-13-03 | 228 | 229 | 793370 | | 1 | 793370 | 0.025 | 0.001 | | |
| RLG-13-03 | 229 | 230 | 793371 | | 1 | 793371 | 0.012 | 0.000 | | |
| RLG-13-03 | 230 | 231 | 793372 | | 1 | 793372 | 0.023 | 0.001 | | |
| RLG-13-03 | 231 | 232 | 793373 | | 1 | 793373 | 0.011 | 0.000 | | |
| RLG-13-03 | 232 | 233 | 793374 | | 1 | 793374 | 0.01 | 0.000 | | |
| RLG-13-03 | 233 | 234 | 793375 | | 1 | 793375 | 0.03 | 0.001 | | |
| RLG-13-03 | 234 | 235 | 793376 | | 1 | 793376 | 0.012 | 0.000 | | |
| RLG-13-03 | 235 | 236 | 793377 | | 1 | 793377 | < 0.010 | 0.000 | | |
| RLG-13-03 | 236 | 237 | 793378 | | 1 | 793378 | 0.271 | 0.008 | | |
| RLG-13-03 | 237 | 238 | 793379 | | 1 | 793379 | 0.147 | 0.004 | | |
| RLG-13-03 | 238 | 239 | 793380 | | 1 | 793380 | 0.021 | 0.001 | | |
| RLG-13-03 | 239 | 240 | 793381 | | 1 | 793381 | 0.035 | 0.001 | | |
| RLG-13-03 | 240 | 241 | 793382 | | 1 | 793382 | 0.02 | 0.001 | | |
| RLG-13-03 | 241 | 242 | 793383 | | 1 | 793383 | 0.029 | 0.001 | | |
| RLG-13-03 | 242 | 243 | 793385 | | 1 | 793385 | 0.019 | 0.001 | | |

| Hole # | from | to | sample # | sample type | width (m) | sample # | FA-AA | FA-AA | Au-GRA-gpt | Au-GRA-opt |
|---|---|---|---|---|---|---|---|---|---|---|
| RLG-13-03 | 243 | 244 | 793386 | | 1 | 793386 | 0.071 | 0.002 | | |
| RLG-13-03 | 244 | 245 | 793387 | | 1 | 793387 | 0.064 | 0.002 | | |
| RLG-13-03 | 245 | 246 | 793388 | | 1 | 793388 | < 0.010 | 0.000 | | |
| RLG-13-03 | 246 | 247 | 793389 | | 1 | 793389 | 0.017 | 0.000 | | |
| RLG-13-03 | 247 | 248 | 793390 | | 1 | 793390 | 0.089 | 0.003 | | |
| RLG-13-03 | 248 | 249 | 793391 | | 1 | 793391 | 0.05 | 0.001 | | |
| RLG-13-03 | 249 | 250 | 793392 | | 1 | 793392 | 0.01 | 0.000 | | |
| RLG-13-03 | 250 | 251 | 793393 | | 1 | 793393 | 0.011 | 0.000 | | |
| RLG-13-03 | 251 | 252 | 793394 | | 1 | 793394 | 0.016 | 0.000 | | |
| RLG-13-03 | 252 | 253 | 793395 | | 1 | 793395 | < 0.010 | 0.000 | | |
| RLG-13-03 | 253 | 254 | 793396 | | 1 | 793396 | < 0.010 | < 0.000146 | | |
| RLG-13-03 | 254 | 255 | 793397 | | 1 | 793397 | 0.046 | 0.001 | | |
| RLG-13-03 | 255 | 256 | 793398 | | 1 | 793398 | 0.012 | 0.000 | | |
| RLG-13-03 | 256 | 257 | 793399 | | 1 | 793399 | < 0.010 | 0.000 | | |
| RLG-13-03 | 256 | 257 | 793400 | Duplicate | | 793400 | < 0.010 | < 0.000146 | | |
| RLG-13-03 | 257 | 258 | 793401 | | 1 | 793401 | < 0.010 | < 0.000146 | | |
| RLG-13-03 | 258 | 259 | 793402 | | 1 | 793402 | 0.012 | 0.000 | | |
| RLG-13-03 | 259 | 260 | 793403 | | 1 | 793403 | 0.06 | 0.002 | | |
| RLG-13-03 | 260 | 261 | 793404 | | 1 | 793404 | < 0.010 | < 0.000146 | | |
| RLG-13-03 | 261 | 262 | 793405 | | 1 | 793405 | < 0.010 | < 0.000146 | | |
| RLG-13-03 | 262 | 263 | 793406 | | 1 | 793406 | 0.25 | 0.007 | | |
| RLG-13-03 | 263 | 264 | 793407 | | 1 | 793407 | < 0.010 | < 0.000146 | | |
| RLG-13-03 | 264 | 265 | 793408 | | 1 | 793408 | 0.018 | 0.001 | | |
| RLG-13-03 | 265 | 266 | 793409 | | 1 | 793409 | < 0.010 | < 0.000146 | | |
| RLG-13-03 | 266 | 267 | 793410 | | 1 | 793410 | < 0.010 | < 0.000146 | | |
| RLG-13-03 | 267 | 268 | 793411 | | 1 | 793411 | < 0.010 | < 0.000146 | | |
| RLG-13-03 | 268 | 269 | 793412 | | 1 | 793412 | 0.014 | 0.000 | | |
| RLG-13-03 | 269 | 270 | 793413 | | 1 | 793413 | < 0.010 | < 0.000146 | | |
| RLG-13-03 | 270 | 271 | 793414 | | 1 | 793414 | < 0.010 | < 0.000146 | | |
| RLG-13-03 | 271 | 272 | 793415 | | 1 | 793415 | < 0.010 | < 0.000146 | | |
| RLG-13-03 | 272 | 273 | 793416 | | 1 | 793416 | < 0.010 | < 0.000146 | | |
| RLG-13-03 | 273 | 274 | 793418 | | 1 | 793418 | 0.052 | 0.002 | | |
| RLG-13-03 | 274 | 275 | 793419 | | 1 | 793419 | < 0.010 | < 0.000146 | | |
| RLG-13-03 | 275 | 276 | 793420 | | 1 | 793420 | 0.02 | 0.001 | | |
| RLG-13-03 | 276 | 277 | 793421 | | 1 | 793421 | < 0.010 | < 0.000146 | | |
| RLG-13-03 | 277 | 278 | 793422 | | 1 | 793422 | < 0.010 | < 0.000146 | | |
| RLG-13-03 | 278 | 279 | 793423 | | 1 | 793423 | < 0.010 | < 0.000146 | | |
| RLG-13-03 | 279 | 280 | 793424 | | 1 | 793424 | < 0.010 | < 0.000146 | | |
| RLG-13-03 | 280 | 281 | 793425 | | 1 | 793425 | < 0.010 | < 0.000146 | | |
| RLG-13-03 | 281 | 282 | 793426 | | 1 | 793426 | < 0.010 | < 0.000146 | | |
| RLG-13-03 | 282 | 283 | 793427 | | 1 | 793427 | < 0.010 | < 0.000146 | | |
| RLG-13-03 | 283 | 284 | 793428 | | 1 | 793428 | < 0.010 | < 0.000146 | | |
| RLG-13-03 | 284 | 285 | 793429 | | 1 | 793429 | < 0.010 | < 0.000146 | | |
| RLG-13-03 | 285 | 286 | 793430 | | 1 | 793430 | 0.015 | 0.000 | | |
| RLG-13-03 | 286 | 287 | 793431 | | 1 | 793431 | 0.012 | 0.000 | | |
| RLG-13-03 | 287 | 288 | 793432 | | 1 | 793432 | 0.011 | 0.000 | | |
| RLG-13-03 | 288 | 289 | 793433 | | 1 | 793433 | < 0.010 | < 0.000146 | | |
| RLG-13-03 | 289 | 290 | 793435 | | 1 | 793435 | < 0.010 | < 0.000146 | | |
| RLG-13-03 | 290 | 291 | 793436 | | 1 | 793436 | < 0.010 | 0.000 | | |
| RLG-13-03 | 291 | 292 | 793437 | | 1 | 793437 | 0.01 | 0.000 | | |
| RLG-13-03 | 292 | 293 | 793438 | | 1 | 793438 | < 0.010 | < 0.000146 | | |
| RLG-13-03 | 293 | 294 | 793439 | | 1 | 793439 | < 0.010 | 0.000 | | |
| RLG-13-03 | 294 | 295 | 793440 | | 1 | 793440 | < 0.010 | < 0.000146 | | |
| RLG-13-03 | 295 | 296 | 793441 | | 1 | 793441 | < 0.010 | < 0.000146 | | |
| RLG-13-03 | 296 | 297 | 793442 | | 1 | 793442 | < 0.010 | 0.000 | | |

| Hole # | from | to | sample # | sample type | width (m) | sample # | FA-AA | FA-AA | Au-GRA-gpt | Au-GRA-opt |
|---|---|---|---|---|---|---|---|---|---|---|
| RLG-13-03 | 297 | 298 | 793443 | | 1 | 793443 | < 0.010 | < 0.000146 | | |
| RLG-13-03 | 298 | 299 | 793444 | | 1 | 793444 | < 0.010 | 0.000 | | |
| RLG-13-03 | 299 | 300 | 793445 | | 1 | 793445 | < 0.010 | 0.000 | | |
| RLG-13-03 | 300 | 301 | 793446 | | 1 | 793446 | 0.011 | 0.000 | | |
| RLG-13-03 | 301 | 302 | 793447 | | 1 | 793447 | 0.022 | 0.001 | | |
| RLG-13-03 | 302 | 303 | 793448 | | 1 | 793448 | < 0.010 | 0.000 | | |
| RLG-13-03 | 303 | 304 | 793449 | | 1 | 793449 | < 0.010 | < 0.000146 | | |
| RLG-13-03 | 303 | 304 | 793450 | Dupicate | | 793450 | < 0.010 | < 0.000146 | | |
| RLG-13-03 | 304 | 305 | 793451 | | 1 | 793451 | < 0.010 | < 0.000146 | | |
| RLG-13-03 | 305 | 306 | 793452 | | 1 | 793452 | < 0.010 | < 0.000146 | | |
| RLG-13-03 | 306 | 307 | 793453 | | 1 | 793453 | < 0.010 | < 0.000146 | | |
| RLG-13-03 | 307 | 308 | 793454 | | 1 | 793454 | 0.01 | 0.000 | | |
| RLG-13-03 | 308 | 309 | 793455 | | 1 | 793455 | 0.012 | 0.000 | | |
| RLG-13-03 | 309 | 310 | 793456 | | 1 | 793456 | < 0.010 | < 0.000146 | | |
| RLG-13-03 | 310 | 311 | 793457 | | 1 | 793457 | < 0.010 | < 0.000146 | | |
| RLG-13-03 | 311 | 312 | 793458 | | 1 | 793458 | 0.152 | 0.004 | | |
| RLG-13-03 | 312 | 313 | 793459 | | 1 | 793459 | 0.012 | 0.000 | | |
| RLG-13-03 | 313 | 314 | 793460 | | 1 | 793460 | < 0.010 | 0.000 | | |
| RLG-13-03 | 314 | 315 | 793461 | | 1 | 793461 | < 0.010 | 0.000 | | |
| RLG-13-03 | 315 | 316 | 793462 | | 1 | 793462 | < 0.010 | < 0.000146 | | |
| RLG-13-03 | 316 | 317 | 793463 | | 1 | 793463 | < 0.010 | 0.000 | | |
| RLG-13-03 | 317 | 318 | 793464 | | 1 | 793464 | < 0.010 | < 0.000146 | | |
| RLG-13-03 | 318 | 319 | 793465 | | 1 | 793465 | < 0.010 | < 0.000146 | | |
| RLG-13-03 | 319 | 320 | 793466 | | 1 | 793466 | < 0.010 | < 0.000146 | | |
| RLG-13-03 | 320 | 321 | 793468 | | 1 | 793468 | < 0.010 | 0.000 | | |
| RLG-13-03 | 321 | 322 | 793469 | | 1 | 793469 | < 0.010 | < 0.000146 | | |
| RLG-13-03 | 322 | 323 | 793470 | | 1 | 793470 | < 0.010 | < 0.000146 | | |
| RLG-13-03 | 323 | 324 | 793471 | | 1 | 793471 | < 0.010 | 0.000 | | |
| RLG-13-03 | 324 | 325 | 793472 | | 1 | 793472 | < 0.010 | 0.000 | | |
| RLG-13-03 | 325 | 326 | 793473 | | 1 | 793473 | < 0.010 | < 0.000146 | | |
| RLG-13-03 | 326 | 327 | 793474 | | 1 | 793474 | < 0.010 | 0.000 | | |
| RLG-13-03 | 327 | 328 | 793475 | | 1 | 793475 | < 0.010 | 0.000 | | |
| RLG-13-03 | 328 | 329 | 793476 | | 1 | 793476 | < 0.010 | < 0.000146 | | |
| RLG-13-03 | 329 | 330 | 793477 | | 1 | 793477 | < 0.010 | 0.000 | | |
| RLG-13-03 | 330 | 331 | 793478 | | 1 | 793478 | < 0.010 | < 0.000146 | | |
| RLG-13-03 | 331 | 332 | 793479 | | 1 | 793479 | 0.018 | 0.001 | | |
| RLG-13-03 | 332 | 333 | 793480 | | 1 | 793480 | < 0.010 | 0.000 | | |
| RLG-13-03 | 333 | 334 | 793481 | | 1 | 793481 | < 0.010 | < 0.000146 | | |
| RLG-13-03 | 334 | 335 | 793482 | | 1 | 793482 | < 0.010 | 0.000 | | |
| RLG-13-03 | 335 | 336 | 793483 | | 1 | 793483 | 1.384 | 0.040 | | |
| RLG-13-03 | 336 | 337 | 793485 | | 1 | 793485 | 0.13 | 0.004 | | |
| RLG-13-03 | 337 | 338 | 793486 | | 1 | 793486 | < 0.010 | < 0.000146 | | |
| RLG-13-03 | 338 | 339 | 793487 | | 1 | 793487 | < 0.010 | < 0.000146 | | |
| RLG-13-03 | 339 | 340 | 793488 | | 1 | 793488 | < 0.010 | 0.000 | | |
| RLG-13-03 | 340 | 341 | 793489 | | 1 | 793489 | 0.015 | 0.000 | | |
| RLG-13-03 | 341 | 342 | 793490 | | 1 | 793490 | 0.011 | 0.000 | | |
| RLG-13-03 | 342 | 343 | 793491 | | 1 | 793491 | 0.066 | 0.002 | | |
| RLG-13-03 | 343 | 344 | 793492 | | 1 | 793492 | < 0.010 | < 0.000146 | | |
| RLG-13-03 | 344 | 345 | 793493 | | 1 | 793493 | 0.014 | 0.000 | | |
| RLG-13-03 | 345 | 346 | 793494 | | 1 | 793494 | < 0.010 | < 0.000146 | | |
| RLG-13-03 | 346 | 347 | 793495 | | 1 | 793495 | 0.014 | 0.000 | | |
| RLG-13-03 | 347 | 348 | 793496 | | 1 | 793496 | 0.016 | 0.000 | | |
| RLG-13-03 | 348 | 349 | 793497 | | 1 | 793497 | 0.02 | 0.001 | | |
| RLG-13-03 | 349 | 350 | 793498 | | 1 | 793498 | < 0.010 | < 0.000146 | | |
| RLG-13-03 | 350 | 351 | 793499 | | 1 | 793499 | < 0.010 | < 0.000146 | | |

| Hole # | from | to | sample # | sample type | width (m) | sample # | FA-AA | FA-AA | Au-GRA-gpt | Au-GRA-opt |
|---|---|---|---|---|---|---|---|---|---|---|
| RLG-13-03 | 350 | 351 | 793500 | Dupicate | | 793500 | < 0.010 | < 0.000146 | | |
| RLG-13-03 | 351 | 352 | 793501 | | 1 | 793501 | < 0.010 | < 0.000146 | | |
| RLG-13-03 | 352 | 353 | 793502 | | 1 | 793502 | < 0.010 | < 0.000146 | | |
| RLG-13-03 | 353 | 354 | 793503 | | 1 | 793503 | 0.023 | 0.001 | | |
| RLG-13-03 | 354 | 355 | 793504 | | 1 | 793504 | 0.03 | 0.001 | | |
| RLG-13-03 | 355 | 356 | 793505 | | 1 | 793505 | < 0.010 | 0.000 | | |
| RLG-13-03 | 356 | 357 | 793506 | | 1 | 793506 | < 0.010 | < 0.000146 | | |
| RLG-13-03 | 357 | 358 | 793507 | | 1 | 793507 | 0.049 | 0.001 | | |
| RLG-13-03 | 358 | 359 | 793508 | | 1 | 793508 | 0.182 | 0.005 | | |
| RLG-13-03 | 359 | 360 | 793509 | | 1 | 793509 | 0.04 | 0.001 | | |
| RLG-13-03 | 360 | 361 | 793510 | | 1 | 793510 | < 0.010 | < 0.000146 | | |
| RLG-13-03 | 361 | 362 | 793511 | | 1 | 793511 | < 0.010 | 0.000 | | |
| RLG-13-03 | 362 | 363 | 793512 | | 1 | 793512 | < 0.010 | < 0.000146 | | |
| RLG-13-03 | 363 | 364 | 793513 | | 1 | 793513 | < 0.010 | < 0.000146 | | |
| RLG-13-03 | 364 | 365 | 793514 | | 1 | 793514 | < 0.010 | < 0.000146 | | |
| RLG-13-03 | 365 | 366 | 793515 | | 1 | 793515 | < 0.010 | < 0.000146 | | |
| RLG-13-03 | 366 | 367 | 793516 | | 1 | 793516 | < 0.010 | < 0.000146 | | |
| RLG-13-03 | 367 | 368 | 793518 | | 1 | 793518 | 0.248 | 0.007 | | |
| RLG-13-03 | 368 | 369 | 793519 | | 1 | 793519 | < 0.010 | < 0.000146 | | |
| RLG-13-03 | 369 | 370 | 793520 | | 1 | 793520 | < 0.010 | < 0.000146 | | |
| RLG-13-03 | 370 | 371 | 793521 | | 1 | 793521 | < 0.010 | < 0.000146 | | |
| RLG-13-03 | 371 | 372 | 793522 | | 1 | 793522 | < 0.010 | < 0.000146 | | |
| RLG-13-03 | 372 | 373 | 793523 | | 1 | 793523 | < 0.010 | < 0.000146 | | |
| RLG-13-03 | 373 | 374 | 793524 | | 1 | 793524 | < 0.010 | < 0.000146 | | |
| RLG-13-03 | 374 | 375 | 793525 | | 1 | 793525 | < 0.010 | 0.000 | | |
| RLG-13-03 | 375 | 376 | 793526 | | 1 | 793526 | < 0.010 | < 0.000146 | | |
| RLG-13-03 | 376 | 377 | 793527 | | 1 | 793527 | < 0.010 | < 0.000146 | | |
| RLG-13-03 | 377 | 378 | 793528 | | 1 | 793528 | 1.391 | 0.041 | | |
| RLG-13-03 | 378 | 379 | 793529 | | 1 | 793529 | < 0.010 | < 0.000146 | | |
| RLG-13-03 | 379 | 380 | 793530 | | 1 | 793530 | 0.02 | 0.001 | | |
| RLG-13-03 | 380 | 381 | 793531 | | 1 | 793531 | 0.051 | 0.001 | | |
| RLG-13-03 | 381 | 382 | 793532 | | 1 | 793532 | 0.013 | 0.000 | | |
| RLG-13-03 | 382 | 383 | 793533 | | 1 | 793533 | 0.028 | 0.001 | | |
| RLG-13-03 | 383 | 384 | 793535 | | 1 | 793535 | 0.018 | 0.001 | | |
| RLG-13-03 | 384 | 385 | 793536 | | 1 | 793536 | 0.015 | 0.000 | | |
| RLG-13-03 | 385 | 386 | 793537 | | 1 | 793537 | 0.087 | 0.003 | | |
| RLG-13-03 | 386 | 387 | 793538 | | 1 | 793538 | 0.024 | 0.001 | | |
| RLG-13-03 | 387 | 388 | 793539 | | 1 | 793539 | 0.019 | 0.001 | | |
| RLG-13-03 | 388 | 389 | 793540 | | 1 | 793540 | 0.025 | 0.001 | | |
| RLG-13-03 | 389 | 390 | 793541 | | 1 | 793541 | < 0.010 | < 0.000146 | | |
| RLG-13-03 | 390 | 391 | 793542 | | 1 | 793542 | 0.044 | 0.001 | | |
| RLG-13-03 | 391 | 392 | 793543 | | 1 | 793543 | < 0.010 | 0.000 | | |
| RLG-13-03 | 392 | 393 | 793544 | | 1 | 793544 | 0.197 | 0.006 | | |
| RLG-13-03 | 393 | 394 | 793545 | | 1 | 793545 | 0.437 | 0.013 | | |
| RLG-13-03 | 394 | 395 | 793546 | | 1 | 793546 | < 0.010 | 0.000 | | |
| RLG-13-03 | 395 | 396 | 793547 | | 1 | 793547 | 0.015 | 0.000 | | |
| RLG-13-03 | 396 | 397 | 793548 | | 1 | 793548 | < 0.010 | 0.000 | | |
| RLG-13-03 | 397 | 398 | 793550 | Duplicate | | 793550 | 0.02 | 0.001 | | |
| RLG-13-03 | 397 | 398 | 793549 | | 1 | 793549 | 0.017 | 0.001 | | |
| RLG-13-03 | 398 | 399 | 793551 | | 1 | 793551 | < 0.010 | 0.000 | | |
| RLG-13-03 | 399 | 400 | 793552 | | 1 | 793552 | 0.011 | 0.000 | | |
| RLG-13-03 | 400 | 401 | 793553 | | 1 | 793553 | 0.088 | 0.003 | | |
| RLG-13-03 | 401 | 402 | 793554 | | 1 | 793554 | 0.015 | 0.000 | | |
| RLG-13-03 | 402 | 403 | 793555 | | 1 | 793555 | < 0.010 | < 0.000146 | | |
| RLG-13-03 | 403 | 404 | 793556 | | 1 | 793556 | < 0.010 | < 0.000146 | | |

West Red Lake Gold 2013 Assay Table

| Hole # | from | to | sample # | sample type | width (m) | sample # | FA-AA | FA-AA | Au-GRA-gpt | Au-GRA-opt |
|---|---|---|---|---|---|---|---|---|---|---|
| RLG-13-03 | 404 | 405 | 793557 | | 1 | 793557 | 0.032 | 0.001 | | |
| RLG-13-03 | 405 | 406 | 793558 | | 1 | 793558 | 0.198 | 0.006 | | |
| RLG-13-03 | 406 | 407 | 793559 | | 1 | 793559 | < 0.010 | 0.000 | | |
| RLG-13-03 | 407 | 408 | 793560 | | 1 | 793560 | 0.013 | 0.000 | | |
| RLG-13-03 | 408 | 409 | 793561 | | 1 | 793561 | < 0.010 | 0.000 | | |
| RLG-13-03 | 409 | 410 | 793562 | | 1 | 793562 | 0.013 | 0.000 | | |
| RLG-13-03 | 410 | 411 | 793563 | | 1 | 793563 | < 0.010 | 0.000 | | |
| RLG-13-03 | 411 | 412 | 793564 | | 1 | 793564 | < 0.010 | < 0.000146 | | |
| RLG-13-03 | 412 | 413 | 793565 | | 1 | 793565 | < 0.010 | 0.000 | | |
| RLG-13-03 | 413 | 414 | 793566 | | 1 | 793566 | < 0.010 | 0.000 | | |
| RLG-13-03 | 414 | 415 | 793568 | | 1 | 793568 | < 0.010 | 0.000 | | |
| RLG-13-03 | 415 | 416 | 793569 | | 1 | 793569 | 0.012 | 0.000 | | |
| RLG-13-03 | 416 | 417 | 793570 | | 1 | 793570 | 0.013 | 0.000 | | |
| RLG-13-03 | 417 | 418 | 793571 | | 1 | 793571 | 0.014 | 0.000 | | |
| RLG-13-03 | 418 | 419 | 793572 | | 1 | 793572 | 0.011 | 0.000 | | |
| RLG-13-03 | 419 | 420 | 793573 | | 1 | 793573 | 0.078 | 0.002 | | |
| RLG-13-03 | 420 | 421 | 793574 | | 1 | 793574 | 0.049 | 0.001 | | |
| RLG-13-03 | 421 | 422 | 793575 | | 1 | 793575 | < 0.010 | 0.000 | | |
| RLG-13-03 | 422 | 423 | 793576 | | 1 | 793576 | 0.01 | 0.000 | | |
| RLG-13-03 | 423 | 424 | 793577 | | 1 | 793577 | < 0.010 | 0.000 | | |
| RLG-13-03 | 424 | 425 | 793578 | | 1 | 793578 | 0.015 | 0.000 | | |
| RLG-13-03 | 425 | 426 | 793579 | | 1 | 793579 | 1.518 | 0.044 | | |
| RLG-13-03 | | | 793167 | Blank | | 793167 | < 0.010 | < 0.000146 | | |
| RLG-13-03 | | | 793217 | Blank | | 793217 | < 0.010 | < 0.000146 | | |
| RLG-13-03 | | | 793267 | Blank | | 793267 | < 0.010 | < 0.000146 | | |
| RLG-13-03 | | | 793317 | Blank | | 793317 | < 0.010 | < 0.000146 | | |
| RLG-13-03 | | | 793367 | Blank | | 793367 | < 0.010 | < 0.000146 | | |
| RLG-13-03 | | | 793417 | Blank | | 793417 | < 0.010 | < 0.000146 | | |
| RLG-13-03 | | | 793467 | Blank | | 793467 | < 0.010 | < 0.000146 | | |
| RLG-13-03 | | | 793517 | Blank | | 793517 | < 0.010 | < 0.000146 | | |
| RLG-13-03 | | | 793567 | Blank | | 793567 | < 0.010 | < 0.000146 | | |
| RLG-13-03 | | | 793384 | Stand High | | 793384 | 7.51 | > 0.146000 | 7.51 | 0.219 |
| RLG-13-03 | | | 793284 | Stand High | | 793284 | 7.48 | > 0.146000 | 7.48 | 0.218 |
| RLG-13-03 | | | 793184 | Stand High | | 793184 | 7.32 | > 0.146000 | 7.32 | 0.213 |
| RLG-13-03 | | | 793484 | Stand High | | 793484 | 6.16 | > 0.146000 | 6.16 | 0.180 |
| RLG-13-03 | | | 793434 | Stand Low | | 793434 | 2.124 | 0.062 | | |
| RLG-13-03 | | | 793334 | Stand Low | 1 | 793334 | 2.001 | 0.058 | | |
| RLG-13-03 | | | 793234 | Stand Low | | 793234 | 1.917 | 0.056 | | |
| RLG-13-03 | | | 793534 | Stand Low | | 793534 | 1.904 | 0.056 | | |
| RLG-13-04 | 24 | 25 | 793580 | | 1 | 793580 | < 0.010 | < 0.000146 | | |
| RLG-13-04 | 25 | 26 | 793581 | | 1 | 793581 | 0.014 | 0.000 | | |
| RLG-13-04 | 26 | 27 | 793582 | | 1 | 793582 | 0.01 | 0.000 | | |
| RLG-13-04 | 27 | 28 | 793583 | | 1 | 793583 | < 0.010 | 0.000 | | |
| RLG-13-04 | 28 | 29 | 793585 | | 1 | 793585 | < 0.010 | < 0.000146 | | |
| RLG-13-04 | 29 | 30 | 793586 | | 1 | 793586 | < 0.010 | < 0.000146 | | |
| RLG-13-04 | 30 | 31 | 793587 | | 1 | 793587 | 0.012 | 0.000 | | |
| RLG-13-04 | 31 | 32 | 793588 | | 1 | 793588 | < 0.010 | < 0.000146 | | |
| RLG-13-04 | 32 | 33 | 793589 | | 1 | 793589 | < 0.010 | 0.000 | | |
| RLG-13-04 | 33 | 34 | 793590 | | 1 | 793590 | < 0.010 | < 0.000146 | | |
| RLG-13-04 | 34 | 35 | 793591 | | 1 | 793591 | < 0.010 | < 0.000146 | | |
| RLG-13-04 | 35 | 36 | 793592 | | 1 | 793592 | 0.012 | 0.000 | | |
| RLG-13-04 | 36 | 37 | 793593 | | 1 | 793593 | 0.01 | 0.000 | | |
| RLG-13-04 | 37 | 38 | 793594 | | 1 | 793594 | < 0.010 | < 0.000146 | | |
| RLG-13-04 | 38 | 39 | 793595 | | 1 | 793595 | 0.032 | 0.001 | | |
| RLG-13-04 | 39 | 40 | 793596 | | 1 | 793596 | < 0.010 | < 0.000146 | | |

| Hole # | from | to | sample # | sample type | width (m) | sample # | FA-AA | FA-AA | Au-GRA-gpt | Au-GRA-opt |
|---|---|---|---|---|---|---|---|---|---|---|
| RLG-13-04 | 40 | 41 | 793597 | | 1 | 793597 | < 0.010 | < 0.000146 | | |
| RLG-13-04 | 41 | 42 | 793598 | | 1 | 793598 | < 0.010 | < 0.000146 | | |
| RLG-13-04 | 42 | 43 | 793599 | | 1 | 793599 | < 0.010 | < 0.000146 | | |
| RLG-13-04 | 42 | 43 | 793600 | Duplicate | | 793600 | < 0.010 | < 0.000146 | | |
| RLG-13-04 | 43 | 44 | 793601 | | 1 | 793601 | < 0.010 | < 0.000146 | | |
| RLG-13-04 | 44 | 45 | 793602 | | 1 | 793602 | < 0.010 | < 0.000146 | | |
| RLG-13-04 | 45 | 46 | 793603 | | 1 | 793603 | < 0.010 | 0.000 | | |
| RLG-13-04 | 46 | 47 | 793604 | | 1 | 793604 | < 0.010 | < 0.000146 | | |
| RLG-13-04 | 47 | 48 | 793605 | | 1 | 793605 | < 0.010 | < 0.000146 | | |
| RLG-13-04 | 48 | 49 | 793606 | | 1 | 793606 | < 0.010 | < 0.000146 | | |
| RLG-13-04 | 49 | 50 | 793607 | | 1 | 793607 | < 0.010 | < 0.000146 | | |
| RLG-13-04 | 50 | 51 | 793608 | | 1 | 793608 | 0.065 | 0.002 | | |
| RLG-13-04 | 51 | 52 | 793609 | | 1 | 793609 | 0.305 | 0.009 | | |
| RLG-13-04 | 52 | 53 | 793610 | | 1 | 793610 | 0.063 | 0.002 | | |
| RLG-13-04 | 53 | 54 | 793611 | | 1 | 793611 | 0.095 | 0.003 | | |
| RLG-13-04 | 54 | 55 | 793612 | | 1 | 793612 | < 0.010 | 0.000 | | |
| RLG-13-04 | 55 | 56 | 793613 | | 1 | 793613 | 0.076 | 0.002 | | |
| RLG-13-04 | 56 | 57 | 793614 | | 1 | 793614 | < 0.010 | 0.000 | | |
| RLG-13-04 | 57 | 58 | 793615 | | 1 | 793615 | < 0.010 | 0.000 | | |
| RLG-13-04 | 58 | 59 | 793616 | | 1 | 793616 | < 0.010 | 0.000 | | |
| RLG-13-04 | 59 | 60 | 793618 | | 1 | 793618 | < 0.010 | < 0.000146 | | |
| RLG-13-04 | 60 | 61 | 793619 | | 1 | 793619 | < 0.010 | < 0.000146 | | |
| RLG-13-04 | 61 | 62 | 793620 | | 1 | 793620 | 0.019 | 0.001 | | |
| RLG-13-04 | 62 | 63 | 793621 | | 1 | 793621 | 0.022 | 0.001 | | |
| RLG-13-04 | 63 | 64 | 793622 | | 1 | 793622 | 0.029 | 0.001 | | |
| RLG-13-04 | 64 | 65 | 793623 | | 1 | 793623 | < 0.010 | 0.000 | | |
| RLG-13-04 | 65 | 66 | 793624 | | 1 | 793624 | 0.012 | 0.000 | | |
| RLG-13-04 | 66 | 67 | 793625 | | 1 | 793625 | 0.028 | 0.001 | | |
| RLG-13-04 | 67 | 68 | 793626 | | 1 | 793626 | < 0.010 | 0.000 | | |
| RLG-13-04 | 68 | 69 | 793627 | | 1 | 793627 | 0.039 | 0.001 | | |
| RLG-13-04 | 69 | 70 | 793628 | | 1 | 793628 | 0.012 | 0.000 | | |
| RLG-13-04 | 70 | 71 | 793629 | | 1 | 793629 | 0.031 | 0.001 | | |
| RLG-13-04 | 71 | 72 | 793630 | | 1 | 793630 | 0.019 | 0.001 | | |
| RLG-13-04 | 72 | 73 | 793631 | | 1 | 793631 | 0.244 | 0.007 | | |
| RLG-13-04 | 73 | 74 | 793632 | | 1 | 793632 | 0.477 | 0.014 | | |
| RLG-13-04 | 74 | 75 | 793633 | | 1 | 793633 | 0.807 | 0.024 | | |
| RLG-13-04 | 75 | 76 | 793635 | | 1 | 793635 | 0.04 | 0.001 | | |
| RLG-13-04 | 76 | 77 | 793636 | | 1 | 793636 | 0.034 | 0.001 | | |
| RLG-13-04 | 77 | 78 | 793637 | | 1 | 793637 | 0.031 | 0.001 | | |
| RLG-13-04 | 78 | 79 | 793638 | | 1 | 793638 | 0.32 | 0.009 | | |
| RLG-13-04 | 79 | 80 | 793639 | | 1 | 793639 | 0.227 | 0.007 | | |
| RLG-13-04 | 80 | 81 | 793640 | | 1 | 793640 | 0.045 | 0.001 | | |
| RLG-13-04 | 81 | 82 | 793641 | | 1 | 793641 | 0.106 | 0.003 | | |
| RLG-13-04 | 82 | 83 | 793642 | | 1 | 793642 | 0.127 | 0.004 | | |
| RLG-13-04 | 83 | 84 | 793643 | | 1 | 793643 | 0.035 | 0.001 | | |
| RLG-13-04 | 84 | 85 | 793644 | | 1 | 793644 | < 0.010 | 0.000 | | |
| RLG-13-04 | 85 | 86 | 793645 | | 1 | 793645 | 0.327 | 0.010 | | |
| RLG-13-04 | 86 | 87 | 793646 | | 1 | 793646 | < 0.010 | < 0.000146 | | |
| RLG-13-04 | 87 | 88 | 793647 | | 1 | 793647 | < 0.010 | < 0.000146 | | |
| RLG-13-04 | 88 | 89 | 793648 | | 1 | 793648 | < 0.010 | < 0.000146 | | |
| RLG-13-04 | 89 | 90 | 793649 | | 1 | 793649 | < 0.010 | < 0.000146 | | |
| RLG-13-04 | 89 | 90 | 793650 | Duplicate | | 793650 | 0.012 | 0.000 | | |
| RLG-13-04 | 90 | 91 | 793651 | | 1 | 793651 | < 0.010 | < 0.000146 | | |
| RLG-13-04 | 91 | 92 | 793652 | | 1 | 793652 | 0.043 | 0.001 | | |
| RLG-13-04 | 92 | 93 | 793653 | | 1 | 793653 | 0.026 | 0.001 | | |

| Hole # | from | to | sample # | sample type | width (m) | sample # | FA-AA | FA-AA | Au-GRA-gpt | Au-GRA-opt |
|---|---|---|---|---|---|---|---|---|---|---|
| RLG-13-04 | 93 | 94 | 793654 | | 1 | 793654 | 0.026 | 0.001 | | |
| RLG-13-04 | 94 | 95 | 793655 | | 1 | 793655 | 0.126 | 0.004 | | |
| RLG-13-04 | 95 | 96 | 793656 | | 1 | 793656 | 0.011 | 0.000 | | |
| RLG-13-04 | 96 | 97 | 793657 | | 1 | 793657 | 0.02 | 0.001 | | |
| RLG-13-04 | 97 | 98 | 793658 | | 1 | 793658 | < 0.010 | < 0.000146 | | |
| RLG-13-04 | 98 | 99 | 793659 | | 1 | 793659 | < 0.010 | 0.000 | | |
| RLG-13-04 | 99 | 100 | 793660 | | 1 | 793660 | < 0.010 | 0.000 | | |
| RLG-13-04 | 100 | 101 | 793661 | | 1 | 793661 | 0.08 | 0.002 | | |
| RLG-13-04 | 101 | 102 | 793662 | | 1 | 793662 | < 0.010 | < 0.000146 | | |
| RLG-13-04 | 102 | 103 | 793663 | | 1 | 793663 | < 0.010 | < 0.000146 | | |
| RLG-13-04 | 103 | 104 | 793664 | | 1 | 793664 | < 0.010 | < 0.000146 | | |
| RLG-13-04 | 104 | 105 | 793665 | | 1 | 793665 | < 0.010 | < 0.000146 | | |
| RLG-13-04 | 105 | 106 | 793666 | | 1 | 793666 | < 0.010 | < 0.000146 | | |
| RLG-13-04 | 106 | 107 | 793668 | | 1 | 793668 | < 0.010 | 0.000 | | |
| RLG-13-04 | 107 | 108 | 793669 | | 1 | 793669 | 0.017 | 0.000 | | |
| RLG-13-04 | 108 | 109 | 793670 | | 1 | 793670 | 0.013 | 0.000 | | |
| RLG-13-04 | 109 | 110 | 793671 | | 1 | 793671 | 0.013 | 0.000 | | |
| RLG-13-04 | 110 | 111 | 793672 | | 1 | 793672 | 0.02 | 0.001 | | |
| RLG-13-04 | 111 | 112 | 793673 | | 1 | 793673 | 0.086 | 0.003 | | |
| RLG-13-04 | 112 | 113 | 793674 | | 1 | 793674 | 0.02 | 0.001 | | |
| RLG-13-04 | 113 | 114 | 793675 | | 1 | 793675 | 0.017 | 0.001 | | |
| RLG-13-04 | 114 | 115 | 793676 | | 1 | 793676 | < 0.010 | < 0.000146 | | |
| RLG-13-04 | 115 | 116 | 793677 | | 1 | 793677 | < 0.010 | < 0.000146 | | |
| RLG-13-04 | 116 | 117 | 793678 | | 1 | 793678 | < 0.010 | 0.000 | | |
| RLG-13-04 | 117 | 118 | 793679 | | 1 | 793679 | < 0.010 | < 0.000146 | | |
| RLG-13-04 | 118 | 119 | 793680 | | 1 | 793680 | < 0.010 | < 0.000146 | | |
| RLG-13-04 | 119 | 120 | 793681 | | 1 | 793681 | < 0.010 | < 0.000146 | | |
| RLG-13-04 | 120 | 121 | 793682 | | 1 | 793682 | < 0.010 | 0.000 | | |
| RLG-13-04 | 121 | 122 | 793683 | | 1 | 793683 | < 0.010 | < 0.000146 | | |
| RLG-13-04 | 122 | 123 | 793685 | | 1 | 793685 | < 0.010 | < 0.000146 | | |
| RLG-13-04 | 123 | 124 | 793686 | | 1 | 793686 | 0.032 | 0.001 | | |
| RLG-13-04 | 124 | 125 | 793687 | | 1 | 793687 | < 0.010 | < 0.000146 | | |
| RLG-13-04 | 125 | 126 | 793688 | | 1 | 793688 | < 0.010 | < 0.000146 | | |
| RLG-13-04 | 126 | 127 | 793689 | | 1 | 793689 | < 0.010 | < 0.000146 | | |
| RLG-13-04 | 127 | 128 | 793690 | | 1 | 793690 | < 0.010 | < 0.000146 | | |
| RLG-13-04 | 128 | 129 | 793691 | | 1 | 793691 | 2.577 | 0.075 | | |
| RLG-13-04 | 129 | 130 | 793692 | | 1 | 793692 | 0.449 | 0.013 | | |
| RLG-13-04 | 130 | 131 | 793693 | | 1 | 793693 | 0.036 | 0.001 | | |
| RLG-13-04 | 131 | 132 | 793694 | | 1 | 793694 | < 0.010 | < 0.000146 | | |
| RLG-13-04 | 132 | 133 | 793695 | | 1 | 793695 | < 0.010 | < 0.000146 | | |
| RLG-13-04 | 133 | 134 | 793696 | | 1 | 793696 | < 0.010 | < 0.000146 | | |
| RLG-13-04 | 134 | 135 | 793697 | | 1 | 793697 | < 0.010 | < 0.000146 | | |
| RLG-13-04 | 135 | 136 | 793698 | | 1 | 793698 | < 0.010 | 0.000 | | |
| RLG-13-04 | 136 | 137 | 793699 | | 1 | 793699 | < 0.010 | 0.000 | | |
| RLG-13-04 | 136 | 137 | 793700 | Duplicate | | 793700 | 0.015 | 0.000 | | |
| RLG-13-04 | 137 | 138 | 793701 | | 1 | 793701 | < 0.010 | < 0.000146 | | |
| RLG-13-04 | 138 | 139 | 793702 | | 1 | 793702 | < 0.010 | < 0.000146 | | |
| RLG-13-04 | 139 | 140 | 793703 | | 1 | 793703 | 0.033 | 0.001 | | |
| RLG-13-04 | 140 | 141 | 793704 | | 1 | 793704 | 0.034 | 0.001 | | |
| RLG-13-04 | 141 | 142 | 793705 | | 1 | 793705 | 0.021 | 0.001 | | |
| RLG-13-04 | 142 | 143 | 793706 | | 1 | 793706 | 0.013 | 0.000 | | |
| RLG-13-04 | 143 | 144 | 793707 | | 1 | 793707 | < 0.010 | 0.000 | | |
| RLG-13-04 | 144 | 145 | 793708 | | 1 | 793708 | < 0.010 | < 0.000146 | | |
| RLG-13-04 | 145 | 146 | 793709 | | 1 | 793709 | < 0.010 | < 0.000146 | | |
| RLG-13-04 | 146 | 147 | 793710 | | 1 | 793710 | < 0.010 | < 0.000146 | | |

| Hole # | from | to | sample # | sample type | width (m) | sample # | FA-AA | FA-AA | Au-GRA-gpt | Au-GRA-opt |
|---|---|---|---|---|---|---|---|---|---|---|
| RLG-13-04 | 147 | 148 | 793711 | | 1 | 793711 | < 0.010 | 0.000 | | |
| RLG-13-04 | 148 | 149 | 793712 | | 1 | 793712 | 0.015 | 0.000 | | |
| RLG-13-04 | 149 | 150 | 793713 | | 1 | 793713 | < 0.010 | < 0.000146 | | |
| RLG-13-04 | 150 | 151 | 793714 | | 1 | 793714 | < 0.010 | 0.000 | | |
| RLG-13-04 | 151 | 152 | 793715 | | 1 | 793715 | < 0.010 | < 0.000146 | | |
| RLG-13-04 | 152 | 153 | 793716 | | 1 | 793716 | < 0.010 | < 0.000146 | | |
| RLG-13-04 | 153 | 154 | 793718 | | 1 | 793718 | < 0.010 | 0.000 | | |
| RLG-13-04 | 154 | 155 | 793719 | | 1 | 793719 | < 0.010 | < 0.000146 | | |
| RLG-13-04 | 155 | 156 | 793720 | | 1 | 793720 | < 0.010 | < 0.000146 | | |
| RLG-13-04 | 156 | 157 | 793721 | | 1 | 793721 | 0.095 | 0.003 | | |
| RLG-13-04 | 157 | 158 | 793722 | | 1 | 793722 | 0.029 | 0.001 | | |
| RLG-13-04 | 158 | 159 | 793723 | | 1 | 793723 | 0.033 | 0.001 | | |
| RLG-13-04 | 159 | 160 | 793724 | | 1 | 793724 | < 0.010 | < 0.000146 | | |
| RLG-13-04 | 160 | 161 | 793725 | | 1 | 793725 | 0.016 | 0.000 | | |
| RLG-13-04 | 161 | 162 | 793726 | | 1 | 793726 | 0.668 | 0.019 | | |
| RLG-13-04 | 162 | 163 | 793727 | | 1 | 793727 | < 0.010 | 0.000 | | |
| RLG-13-04 | 163 | 164 | 793728 | | 1 | 793728 | 0.01 | 0.000 | | |
| RLG-13-04 | 164 | 165 | 793729 | | 1 | 793729 | 0.011 | 0.000 | | |
| RLG-13-04 | 165 | 166 | 793730 | | 1 | 793730 | < 0.010 | 0.000 | | |
| RLG-13-04 | 166 | 167 | 793731 | | 1 | 793731 | < 0.010 | 0.000 | | |
| RLG-13-04 | 167 | 168 | 793732 | | 1 | 793732 | < 0.010 | < 0.000146 | | |
| RLG-13-04 | 168 | 169 | 793733 | | 1 | 793733 | < 0.010 | 0.000 | | |
| RLG-13-04 | 169 | 170 | 793735 | | 1 | 793735 | 0.024 | 0.001 | | |
| RLG-13-04 | 170 | 171 | 793736 | | 1 | 793736 | < 0.010 | < 0.000146 | | |
| RLG-13-04 | 171 | 172 | 793737 | | 1 | 793737 | < 0.010 | 0.000 | | |
| RLG-13-04 | 172 | 173 | 793738 | | 1 | 793738 | < 0.010 | < 0.000146 | | |
| RLG-13-04 | 173 | 174 | 793739 | | 1 | 793739 | < 0.010 | < 0.000146 | | |
| RLG-13-04 | 174 | 175 | 793740 | | 1 | 793740 | < 0.010 | < 0.000146 | | |
| RLG-13-04 | 175 | 176 | 793741 | | 1 | 793741 | < 0.010 | < 0.000146 | | |
| RLG-13-04 | 176 | 177 | 793742 | | 1 | 793742 | < 0.010 | < 0.000146 | | |
| RLG-13-04 | 177 | 178 | 793743 | | 1 | 793743 | < 0.010 | < 0.000146 | | |
| RLG-13-04 | 178 | 179 | 793744 | | 1 | 793744 | 0.013 | 0.000 | | |
| RLG-13-04 | 179 | 180 | 793745 | | 1 | 793745 | < 0.010 | < 0.000146 | | |
| RLG-13-04 | 180 | 181 | 793746 | | 1 | 793746 | < 0.010 | < 0.000146 | | |
| RLG-13-04 | 181 | 182 | 793747 | | 1 | 793747 | < 0.010 | < 0.000146 | | |
| RLG-13-04 | 182 | 183 | 793748 | | 1 | 793748 | < 0.010 | < 0.000146 | | |
| RLG-13-04 | 183 | 184 | 793749 | | 1 | 793749 | < 0.010 | 0.000 | | |
| RLG-13-04 | 183 | 184 | 793750 | Duplicate | | 793750 | < 0.010 | < 0.000146 | | |
| RLG-13-04 | 184 | 185 | 793751 | | 1 | 793751 | < 0.010 | < 0.000146 | | |
| RLG-13-04 | 185 | 186 | 793752 | | 1 | 793752 | < 0.010 | < 0.000146 | | |
| RLG-13-04 | 186 | 187 | 793753 | | 1 | 793753 | < 0.010 | < 0.000146 | | |
| RLG-13-04 | 187 | 188 | 793754 | | 1 | 793754 | < 0.010 | < 0.000146 | | |
| RLG-13-04 | 188 | 189 | 793755 | | 1 | 793755 | < 0.010 | 0.000 | | |
| RLG-13-04 | 189 | 190 | 793756 | | 1 | 793756 | < 0.010 | < 0.000146 | | |
| RLG-13-04 | 190 | 191 | 793757 | | 1 | 793757 | < 0.010 | < 0.000146 | | |
| RLG-13-04 | 191 | 192 | 793758 | | 1 | 793758 | < 0.010 | < 0.000146 | | |
| RLG-13-04 | 192 | 193 | 793759 | | 1 | 793759 | < 0.010 | < 0.000146 | | |
| RLG-13-04 | 193 | 194 | 793760 | | 1 | 793760 | < 0.010 | < 0.000146 | | |
| RLG-13-04 | 194 | 195 | 793761 | | 1 | 793761 | < 0.010 | < 0.000146 | | |
| RLG-13-04 | 195 | 196 | 793762 | | 1 | 793762 | < 0.010 | < 0.000146 | | |
| RLG-13-04 | 196 | 197 | 793763 | | 1 | 793763 | < 0.010 | < 0.000146 | | |
| RLG-13-04 | 197 | 198 | 793764 | | 1 | 793764 | < 0.010 | < 0.000146 | | |
| RLG-13-04 | 198 | 199 | 793765 | | 1 | 793765 | < 0.010 | < 0.000146 | | |
| RLG-13-04 | 199 | 200 | 793766 | | 1 | 793766 | < 0.010 | < 0.000146 | | |
| RLG-13-04 | 200 | 201 | 793768 | | 1 | 793768 | < 0.010 | < 0.000146 | | |

| Hole # | from | to | sample # | sample type | width (m) | sample # | FA-AA | FA-AA | Au-GRA-gpt | Au-GRA-opt |
|---|---|---|---|---|---|---|---|---|---|---|
| RLG-13-04 | 201 | 202 | 793769 | | 1 | 793769 | < 0.010 | < 0.000146 | | |
| RLG-13-04 | 202 | 203 | 793770 | | 1 | 793770 | < 0.010 | < 0.000146 | | |
| RLG-13-04 | 203 | 204 | 793771 | | 1 | 793771 | < 0.010 | < 0.000146 | | |
| RLG-13-04 | 204 | 205 | 793772 | | 1 | 793772 | < 0.010 | < 0.000146 | | |
| RLG-13-04 | 205 | 206 | 793773 | | 1 | 793773 | < 0.010 | < 0.000146 | | |
| RLG-13-04 | 206 | 207 | 793774 | | 1 | 793774 | < 0.010 | < 0.000146 | | |
| RLG-13-04 | 207 | 208 | 793775 | | 1 | 793775 | < 0.010 | < 0.000146 | | |
| RLG-13-04 | 208 | 209 | 793776 | | 1 | 793776 | < 0.010 | 0.000 | | |
| RLG-13-04 | 209 | 210 | 793777 | | 1 | 793777 | < 0.010 | < 0.000146 | | |
| RLG-13-04 | 210 | 211 | 793778 | | 1 | 793778 | < 0.010 | < 0.000146 | | |
| RLG-13-04 | 211 | 212 | 793779 | | 1 | 793779 | < 0.010 | 0.000 | | |
| RLG-13-04 | 212 | 213 | 793780 | | 1 | 793780 | < 0.010 | < 0.000146 | | |
| RLG-13-04 | 213 | 214 | 793781 | | 1 | 793781 | < 0.010 | < 0.000146 | | |
| RLG-13-04 | 214 | 215 | 793782 | | 1 | 793782 | 0.03 | 0.001 | | |
| RLG-13-04 | 215 | 216 | 793783 | | 1 | 793783 | < 0.010 | < 0.000146 | | |
| RLG-13-04 | 216 | 217 | 793785 | | 1 | 793785 | 0.041 | 0.001 | | |
| RLG-13-04 | 217 | 218 | 793786 | | 1 | 793786 | < 0.010 | < 0.000146 | | |
| RLG-13-04 | 218 | 219 | 793787 | | 1 | 793787 | 0.214 | 0.006 | | |
| RLG-13-04 | 219 | 220 | 793788 | | 1 | 793788 | < 0.010 | < 0.000146 | | |
| RLG-13-04 | 220 | 221 | 793789 | | 1 | 793789 | < 0.010 | < 0.000146 | | |
| RLG-13-04 | 221 | 222 | 793790 | | 1 | 793790 | 0.025 | 0.001 | | |
| RLG-13-04 | 222 | 223 | 793791 | | 1 | 793791 | 0.078 | 0.002 | | |
| RLG-13-04 | 223 | 224 | 793792 | | 1 | 793792 | < 0.010 | < 0.000146 | | |
| RLG-13-04 | 224 | 225 | 793793 | | 1 | 793793 | < 0.010 | < 0.000146 | | |
| RLG-13-04 | 225 | 226 | 793794 | | 1 | 793794 | < 0.010 | < 0.000146 | | |
| RLG-13-04 | 226 | 227 | 793795 | | 1 | 793795 | < 0.010 | < 0.000146 | | |
| RLG-13-04 | 227 | 228 | 793796 | | 1 | 793796 | 0.016 | 0.000 | | |
| RLG-13-04 | 228 | 229 | 793797 | | 1 | 793797 | < 0.010 | 0.000 | | |
| RLG-13-04 | 229 | 230 | 793798 | | 1 | 793798 | < 0.010 | 0.000 | | |
| RLG-13-04 | 230 | 231 | 793799 | | 1 | 793799 | < 0.010 | < 0.000146 | | |
| RLG-13-04 | 230 | 231 | 793800 | Duplicate | | 793800 | < 0.010 | 0.000 | | |
| RLG-13-04 | 231 | 232 | 793801 | | 1 | 793801 | < 0.010 | < 0.000146 | | |
| RLG-13-04 | 232 | 233 | 793802 | | 1 | 793802 | < 0.010 | 0.000 | | |
| RLG-13-04 | 233 | 234 | 793803 | | 1 | 793803 | < 0.010 | < 0.000146 | | |
| RLG-13-04 | 234 | 235 | 793804 | | 1 | 793804 | 0.038 | 0.001 | | |
| RLG-13-04 | 235 | 236 | 793805 | | 1 | 793805 | < 0.010 | 0.000 | | |
| RLG-13-04 | 236 | 237 | 793806 | | 1 | 793806 | < 0.010 | < 0.000146 | | |
| RLG-13-04 | 237 | 238 | 793807 | | 1 | 793807 | < 0.010 | < 0.000146 | | |
| RLG-13-04 | 238 | 239 | 793808 | | 1 | 793808 | < 0.010 | < 0.000146 | | |
| RLG-13-04 | 239 | 240 | 793809 | | 1 | 793809 | < 0.010 | 0.000 | | |
| RLG-13-04 | 240 | 241 | 793810 | | 1 | 793810 | < 0.010 | < 0.000146 | | |
| RLG-13-04 | 241 | 242 | 793811 | | 1 | 793811 | 0.057 | 0.002 | | |
| RLG-13-04 | 242 | 243 | 793812 | | 1 | 793812 | 0.016 | 0.000 | | |
| RLG-13-04 | 243 | 244 | 793813 | | 1 | 793813 | < 0.010 | < 0.000146 | | |
| RLG-13-04 | 244 | 245 | 793814 | | 1 | 793814 | 0.014 | 0.000 | | |
| RLG-13-04 | 245 | 246 | 793815 | | 1 | 793815 | < 0.010 | < 0.000146 | | |
| RLG-13-04 | 246 | 247 | 793816 | | 1 | 793816 | < 0.010 | < 0.000146 | | |
| RLG-13-04 | 247 | 248 | 793818 | | 1 | 793818 | < 0.010 | < 0.000146 | | |
| RLG-13-04 | 248 | 249 | 793819 | | 1 | 793819 | < 0.010 | < 0.000146 | | |
| RLG-13-04 | 249 | 250 | 793820 | | 1 | 793820 | < 0.010 | < 0.000146 | | |
| RLG-13-04 | 250 | 251 | 793821 | | 1 | 793821 | < 0.010 | < 0.000146 | | |
| RLG-13-04 | 251 | 252 | 793822 | | 1 | 793822 | 0.013 | 0.000 | | |
| RLG-13-04 | 252 | 253 | 793823 | | 1 | 793823 | < 0.010 | < 0.000146 | | |
| RLG-13-04 | 253 | 254 | 793824 | | 1 | 793824 | < 0.010 | 0.000 | | |
| RLG-13-04 | 254 | 255 | 793825 | | 1 | 793825 | < 0.010 | 0.000 | | |

| Hole # | from | to | sample # | sample type | width (m) | sample # | FA-AA | FA-AA | Au-GRA-gpt | Au-GRA-opt |
|---|---|---|---|---|---|---|---|---|---|---|
| RLG-13-04 | 255 | 256 | 793826 | | 1 | 793826 | < 0.010 | 0.000 | | |
| RLG-13-04 | 256 | 257 | 793827 | | 1 | 793827 | < 0.010 | < 0.000146 | | |
| RLG-13-04 | 257 | 258 | 793828 | | 1 | 793828 | < 0.010 | < 0.000146 | | |
| RLG-13-04 | 258 | 259 | 793829 | | 1 | 793829 | 0.012 | 0.000 | | |
| RLG-13-04 | 259 | 260 | 793830 | | 1 | 793830 | < 0.010 | < 0.000146 | | |
| RLG-13-04 | 260 | 261 | 793831 | | 1 | 793831 | < 0.010 | < 0.000146 | | |
| RLG-13-04 | 261 | 262 | 793832 | | 1 | 793832 | < 0.010 | 0.000 | | |
| RLG-13-04 | 262 | 263 | 793833 | | 1 | 793833 | < 0.010 | < 0.000146 | | |
| RLG-13-04 | 263 | 264 | 793835 | | 1 | 793835 | < 0.010 | 0.000 | | |
| RLG-13-04 | 264 | 265 | 793836 | | 1 | 793836 | < 0.010 | < 0.000146 | | |
| RLG-13-04 | 265 | 266 | 793837 | | 1 | 793837 | < 0.010 | < 0.000146 | | |
| RLG-13-04 | 266 | 267 | 793838 | | 1 | 793838 | < 0.010 | 0.000 | | |
| RLG-13-04 | 267 | 268 | 793839 | | 1 | 793839 | < 0.010 | < 0.000146 | | |
| RLG-13-04 | 268 | 269 | 793840 | | 1 | 793840 | < 0.010 | < 0.000146 | | |
| RLG-13-04 | 269 | 270 | 793841 | | 1 | 793841 | < 0.010 | < 0.000146 | | |
| RLG-13-04 | 270 | 271 | 793842 | | 1 | 793842 | < 0.010 | < 0.000146 | | |
| RLG-13-04 | 271 | 272 | 793843 | | 1 | 793843 | < 0.010 | < 0.000146 | | |
| RLG-13-04 | 272 | 273 | 793844 | | 1 | 793844 | < 0.010 | < 0.000146 | | |
| RLG-13-04 | 273 | 274 | 793845 | | 1 | 793845 | 0.111 | 0.003 | | |
| RLG-13-04 | 274 | 275 | 793846 | | 1 | 793846 | < 0.010 | < 0.000146 | | |
| RLG-13-04 | 275 | 276 | 793847 | | 1 | 793847 | < 0.010 | 0.000 | | |
| RLG-13-04 | 276 | 277 | 793848 | | 1 | 793848 | 0.016 | 0.000 | | |
| RLG-13-04 | 277 | 278 | 793849 | | 1 | 793849 | 0.016 | 0.000 | | |
| RLG-13-04 | 277 | 278 | 793850 | Duplicate | | 793850 | 0.013 | 0.000 | | |
| RLG-13-04 | 278 | 279 | 793851 | | 1 | 793851 | 0.038 | 0.001 | | |
| RLG-13-04 | 279 | 280 | 793852 | | 1 | 793852 | 0.012 | 0.000 | | |
| RLG-13-04 | 280 | 281 | 793853 | | 1 | 793853 | < 0.010 | 0.000 | | |
| RLG-13-04 | 281 | 282 | 793854 | | 1 | 793854 | 0.043 | 0.001 | | |
| RLG-13-04 | 282 | 283 | 793855 | | 1 | 793855 | 0.07 | 0.002 | | |
| RLG-13-04 | 283 | 284 | 793856 | | 1 | 793856 | 0.034 | 0.001 | | |
| RLG-13-04 | 284 | 285 | 793857 | | 1 | 793857 | 0.016 | 0.000 | | |
| RLG-13-04 | 285 | 286 | 793858 | | 1 | 793858 | 0.027 | 0.001 | | |
| RLG-13-04 | 286 | 287 | 793859 | | 1 | 793859 | < 0.010 | < 0.000146 | | |
| RLG-13-04 | 287 | 288 | 793860 | | 1 | 793860 | < 0.010 | 0.000 | | |
| RLG-13-04 | 288 | 289 | 793861 | | 1 | 793861 | < 0.010 | < 0.000146 | | |
| RLG-13-04 | 289 | 290 | 793862 | | 1 | 793862 | 0.156 | 0.005 | | |
| RLG-13-04 | 290 | 291 | 793863 | | 1 | 793863 | < 0.010 | < 0.000146 | | |
| RLG-13-04 | 291 | 292 | 793864 | | 1 | 793864 | < 0.010 | < 0.000146 | | |
| RLG-13-04 | 292 | 293 | 793865 | | 1 | 793865 | 0.028 | 0.001 | | |
| RLG-13-04 | 293 | 294 | 793866 | | 1 | 793866 | < 0.010 | 0.000 | | |
| RLG-13-04 | 294 | 295 | 793868 | | 1 | 793868 | 0.086 | 0.003 | | |
| RLG-13-04 | 295 | 296 | 793869 | | 1 | 793869 | 0.017 | 0.001 | | |
| RLG-13-04 | 296 | 297 | 793870 | | 1 | 793870 | < 0.010 | 0.000 | | |
| RLG-13-04 | 297 | 298 | 793871 | | 1 | 793871 | < 0.010 | < 0.000146 | | |
| RLG-13-04 | 298 | 299 | 793872 | | 1 | 793872 | 0.028 | 0.001 | | |
| RLG-13-04 | 299 | 300 | 793873 | | 1 | 793873 | < 0.010 | < 0.000146 | | |
| RLG-13-04 | 300 | 301 | 793874 | | 1 | 793874 | < 0.010 | 0.000 | | |
| RLG-13-04 | 301 | 302 | 793875 | | 1 | 793875 | 0.01 | 0.000 | | |
| RLG-13-04 | 302 | 303 | 793876 | | 1 | 793876 | < 0.010 | 0.000 | | |
| RLG-13-04 | 303 | 304 | 793877 | | 1 | 793877 | 0.043 | 0.001 | | |
| RLG-13-04 | 304 | 305 | 793878 | | 1 | 793878 | 0.092 | 0.003 | | |
| RLG-13-04 | 305 | 306 | 793879 | | 1 | 793879 | 0.107 | 0.003 | | |
| RLG-13-04 | 306 | 307 | 793880 | | 1 | 793880 | 0.037 | 0.001 | | |
| RLG-13-04 | 307 | 308 | 793881 | | 1 | 793881 | 0.043 | 0.001 | | |
| RLG-13-04 | 308 | 309 | 793882 | | 1 | 793882 | 0.238 | 0.007 | | |

| Hole # | from | to | sample # | sample type | width (m) | sample # | FA-AA | FA-AA | Au-GRA-gpt | Au-GRA-opt |
|---|---|---|---|---|---|---|---|---|---|---|
| RLG-13-04 | 309 | 310 | 793883 | | 1 | 793883 | 0.09 | 0.003 | | |
| RLG-13-04 | 310 | 311 | 793885 | | 1 | 793885 | 0.119 | 0.003 | | |
| RLG-13-04 | 311 | 312 | 793886 | | 1 | 793886 | 0.048 | 0.001 | | |
| RLG-13-04 | 312 | 313 | 793887 | | 1 | 793887 | 0.123 | 0.004 | | |
| RLG-13-04 | 313 | 314 | 793888 | | 1 | 793888 | 0.088 | 0.003 | | |
| RLG-13-04 | 314 | 315 | 793889 | | 1 | 793889 | 0.084 | 0.002 | | |
| RLG-13-04 | 315 | 316 | 793890 | | 1 | 793890 | 0.032 | 0.001 | | |
| RLG-13-04 | 316 | 317 | 793891 | | 1 | 793891 | 0.037 | 0.001 | | |
| RLG-13-04 | 317 | 318 | 793892 | | 1 | 793892 | 0.016 | 0.000 | | |
| RLG-13-04 | 318 | 319 | 793893 | | 1 | 793893 | < 0.010 | 0.000 | | |
| RLG-13-04 | 319 | 320 | 793894 | | 1 | 793894 | < 0.010 | 0.000 | | |
| RLG-13-04 | 320 | 321 | 793895 | | 1 | 793895 | 0.033 | 0.001 | | |
| RLG-13-04 | 321 | 322 | 793896 | | 1 | 793896 | 0.015 | 0.000 | | |
| RLG-13-04 | 322 | 323 | 793897 | | 1 | 793897 | 0.332 | 0.010 | | |
| RLG-13-04 | 323 | 324 | 793898 | | 1 | 793898 | < 0.010 | < 0.000146 | | |
| RLG-13-04 | 324 | 325 | 793899 | | 1 | 793899 | < 0.010 | < 0.000146 | | |
| RLG-13-04 | 324 | 325 | 793900 | Duplicate | | 793900 | < 0.010 | < 0.000146 | | |
| RLG-13-04 | 325 | 326 | 793901 | | 1 | 793901 | 0.024 | 0.001 | | |
| RLG-13-04 | 326 | 327 | 793902 | | 1 | 793902 | 0.042 | 0.001 | | |
| RLG-13-04 | 327 | 328 | 793903 | | 1 | 793903 | 0.063 | 0.002 | | |
| RLG-13-04 | 328 | 329 | 793904 | | 1 | 793904 | < 0.010 | < 0.000146 | | |
| RLG-13-04 | 329 | 330 | 793905 | | 1 | 793905 | 0.156 | 0.005 | | |
| RLG-13-04 | 330 | 331 | 793906 | | 1 | 793906 | 0.056 | 0.002 | | |
| RLG-13-04 | 331 | 332 | 793907 | | 1 | 793907 | < 0.010 | 0.000 | | |
| RLG-13-04 | 332 | 333 | 793908 | | 1 | 793908 | < 0.010 | 0.000 | | |
| RLG-13-04 | 333 | 334 | 793909 | | 1 | 793909 | < 0.010 | < 0.000146 | | |
| RLG-13-04 | 334 | 335 | 793910 | | 1 | 793910 | < 0.010 | < 0.000146 | | |
| RLG-13-04 | 335 | 336 | 793911 | | 1 | 793911 | < 0.010 | < 0.000146 | | |
| RLG-13-04 | 336 | 337 | 793912 | | 1 | 793912 | < 0.010 | 0.000 | | |
| RLG-13-04 | 337 | 338 | 793913 | | 1 | 793913 | < 0.010 | < 0.000146 | | |
| RLG-13-04 | 338 | 339 | 793914 | | 1 | 793914 | < 0.010 | 0.000 | | |
| RLG-13-04 | 339 | 340 | 793915 | | 1 | 793915 | 0.046 | 0.001 | | |
| RLG-13-04 | 340 | 341 | 793916 | | 1 | 793916 | < 0.010 | 0.000 | | |
| RLG-13-04 | 341 | 342 | 793918 | | 1 | 793918 | < 0.010 | 0.000 | | |
| RLG-13-04 | 342 | 343 | 793919 | | 1 | 793919 | < 0.010 | < 0.000146 | | |
| RLG-13-04 | 343 | 344 | 793920 | | 1 | 793920 | < 0.010 | 0.000 | | |
| RLG-13-04 | 344 | 345 | 793921 | | 1 | 793921 | < 0.010 | < 0.000146 | | |
| RLG-13-04 | 345 | 346 | 793922 | | 1 | 793922 | 0.011 | 0.000 | | |
| RLG-13-04 | 346 | 347 | 793923 | | 1 | 793923 | 0.11 | 0.003 | | |
| RLG-13-04 | 347 | 348 | 793924 | | 1 | 793924 | 0.022 | 0.001 | | |
| RLG-13-04 | 348 | 349 | 793925 | | 1 | 793925 | 0.022 | 0.001 | | |
| RLG-13-04 | 349 | 350 | 793926 | | 1 | 793926 | < 0.010 | 0.000 | | |
| RLG-13-04 | 350 | 351 | 793927 | | 1 | 793927 | 0.022 | 0.001 | | |
| RLG-13-04 | 351 | 352 | 793928 | | 1 | 793928 | 0.046 | 0.001 | | |
| RLG-13-04 | 352 | 353 | 793929 | | 1 | 793929 | < 0.010 | 0.000 | | |
| RLG-13-04 | 353 | 354 | 793930 | | 1 | 793930 | < 0.010 | < 0.000146 | | |
| RLG-13-04 | 354 | 355 | 793931 | | 1 | 793931 | < 0.010 | < 0.000146 | | |
| RLG-13-04 | 355 | 356 | 793932 | | 1 | 793932 | < 0.010 | 0.000 | | |
| RLG-13-04 | 356 | 357 | 793933 | | 1 | 793933 | 4.635 | 0.135 | | |
| RLG-13-04 | 357 | 358 | 793935 | | 1 | 793935 | 6.75 | > 0.146000 | 6.75 | |
| RLG-13-04 | 358 | 359 | 793936 | | 1 | 793936 | 0.379 | 0.011 | | |
| RLG-13-04 | 359 | 360 | 793937 | | 1 | 793937 | 0.023 | 0.001 | | |
| RLG-13-04 | 360 | 361 | 793938 | | 1 | 793938 | < 0.010 | < 0.000146 | | |
| RLG-13-04 | 361 | 362 | 793939 | | 1 | 793939 | 0.013 | 0.000 | | |
| RLG-13-04 | 362 | 363 | 793940 | | 1 | 793940 | 0.085 | 0.002 | | |

| Hole # | from | to | sample # | sample type | width (m) | sample # | FA-AA | FA-AA | Au-GRA-gpt | Au-GRA-opt |
|---|---|---|---|---|---|---|---|---|---|---|
| RLG-13-04 | 363 | 364 | 793941 | | 1 | 793941 | 0.152 | 0.004 | | |
| RLG-13-04 | 364 | 365 | 793942 | | 1 | 793942 | 0.043 | 0.001 | | |
| RLG-13-04 | 365 | 366 | 793943 | | 1 | 793943 | 0.049 | 0.001 | | |
| RLG-13-04 | 366 | 367 | 793944 | | 1 | 793944 | 0.019 | 0.001 | | |
| RLG-13-04 | 367 | 368 | 793945 | | 1 | 793945 | < 0.010 | 0.000 | | |
| RLG-13-04 | 368 | 369 | 793946 | | 1 | 793946 | 0.01 | 0.000 | | |
| RLG-13-04 | 369 | 370 | 793947 | | 1 | 793947 | 0.018 | 0.001 | | |
| RLG-13-04 | 370 | 371 | 793948 | | 1 | 793948 | 0.03 | 0.001 | | |
| RLG-13-04 | 371 | 372 | 793949 | | 1 | 793949 | 0.037 | 0.001 | | |
| RLG-13-04 | 371 | 372 | 793950 | Duplicate | | 793950 | 0.021 | 0.001 | | |
| RLG-13-04 | 372 | 373 | 793951 | | 1 | 793951 | < 0.010 | 0.000 | | |
| RLG-13-04 | 373 | 374 | 793952 | | 1 | 793952 | 0.012 | 0.000 | | |
| RLG-13-04 | 374 | 375 | 793953 | | 1 | 793953 | 0.014 | 0.000 | | |
| RLG-13-04 | 375 | 376 | 793954 | | 1 | 793954 | < 0.010 | 0.000 | | |
| RLG-13-04 | 376 | 377 | 793955 | | 1 | 793955 | < 0.010 | 0.000 | | |
| RLG-13-04 | 377 | 378 | 793956 | | 1 | 793956 | 0.016 | 0.000 | | |
| RLG-13-04 | 378 | 379 | 793957 | | 1 | 793957 | 0.07 | 0.002 | | |
| RLG-13-04 | 379 | 380 | 793958 | | 1 | 793958 | < 0.010 | < 0.000146 | | |
| RLG-13-04 | 380 | 381 | 793959 | | 1 | 793959 | < 0.010 | 0.000 | | |
| RLG-13-04 | 381 | 382 | 793960 | | 1 | 793960 | < 0.010 | < 0.000146 | | |
| RLG-13-04 | 382 | 383 | 793961 | | 1 | 793961 | < 0.010 | 0.000 | | |
| RLG-13-04 | 383 | 384 | 793962 | | 1 | 793962 | < 0.010 | 0.000 | | |
| RLG-13-04 | 384 | 385 | 793963 | | 1 | 793963 | < 0.010 | 0.000 | | |
| RLG-13-04 | 385 | 386 | 793964 | | 1 | 793964 | < 0.010 | 0.000 | | |
| RLG-13-04 | 386 | 387 | 793965 | | 1 | 793965 | < 0.010 | < 0.000146 | | |
| RLG-13-04 | 387 | 388 | 793966 | | 1 | 793966 | 0.013 | 0.000 | | |
| RLG-13-04 | 388 | 389 | 793968 | | 1 | 793968 | 0.011 | 0.000 | | |
| RLG-13-04 | 389 | 390 | 793969 | | 1 | 793969 | 0.011 | 0.000 | | |
| RLG-13-04 | 390 | 391 | 793970 | | 1 | 793970 | < 0.010 | 0.000 | | |
| RLG-13-04 | 391 | 392 | 793971 | | 1 | 793971 | < 0.010 | 0.000 | | |
| RLG-13-04 | 392 | 393 | 793972 | | 1 | 793972 | < 0.010 | < 0.000146 | | |
| RLG-13-04 | 393 | 394 | 793973 | | 1 | 793973 | < 0.010 | < 0.000146 | | |
| RLG-13-04 | 394 | 395 | 793974 | | 1 | 793974 | 0.016 | 0.000 | | |
| RLG-13-04 | 395 | 396 | 793975 | | 1 | 793975 | < 0.010 | 0.000 | | |
| RLG-13-04 | 396 | 397 | 793976 | | 1 | 793976 | 0.028 | 0.001 | | |
| RLG-13-04 | 397 | 398 | 793977 | | 1 | 793977 | 0.097 | 0.003 | | |
| RLG-13-04 | 398 | 399 | 793978 | | 1 | 793978 | < 0.010 | < 0.000146 | | |
| RLG-13-04 | 399 | 400 | 793979 | | 1 | 793979 | 0.04 | 0.001 | | |
| RLG-13-04 | 400 | 401 | 793980 | | 1 | 793980 | 0.024 | 0.001 | | |
| RLG-13-04 | 401 | 402 | 793981 | | 1 | 793981 | 0.143 | 0.004 | | |
| RLG-13-04 | 402 | 403 | 793982 | | 1 | 793982 | 0.052 | 0.002 | | |
| RLG-13-04 | 403 | 404 | 793983 | | 1 | 793983 | 0.075 | 0.002 | | |
| RLG-13-04 | 404 | 405 | 793985 | | 1 | 793985 | 0.023 | 0.001 | | |
| RLG-13-04 | 405 | 406 | 793986 | | 1 | 793986 | 0.066 | 0.002 | | |
| RLG-13-04 | 406 | 407 | 793987 | | 1 | 793987 | < 0.010 | < 0.000146 | | |
| RLG-13-04 | 407 | 408 | 793988 | | 1 | 793988 | 0.038 | 0.001 | | |
| RLG-13-04 | 408 | 409 | 793989 | | 1 | 793989 | 0.01 | 0.000 | | |
| RLG-13-04 | 409 | 410 | 793990 | | 1 | 793990 | 0.457 | 0.013 | | |
| RLG-13-04 | 410 | 411 | 793991 | | 1 | 793991 | 0.141 | 0.004 | | |
| RLG-13-04 | 411 | 412 | 793992 | | 1 | 793992 | 0.016 | 0.000 | | |
| RLG-13-04 | 412 | 413 | 793993 | | 1 | 793993 | 0.011 | 0.000 | | |
| RLG-13-04 | 413 | 414 | 793994 | | 1 | 793994 | < 0.010 | 0.000 | | |
| RLG-13-04 | 414 | 415 | 793995 | | 1 | 793995 | < 0.010 | 0.000 | | |
| RLG-13-04 | 415 | 416 | 793996 | | 1 | 793996 | 0.109 | 0.003 | | |
| RLG-13-04 | 416 | 417 | 793997 | | 1 | 793997 | 0.076 | 0.002 | | |

West Red Lake Gold 2013 Assay Table

| Hole # | from | to | sample # | sample type | width (m) | sample # | FA-AA | FA-AA | Au-GRA-gpt | Au-GRA-opt |
|---|---|---|---|---|---|---|---|---|---|---|
| RLG-13-04 | 417 | 418 | 793998 | | 1 | 793998 | 3.014 | 0.088 | | |
| RLG-13-04 | 418 | 419 | 793999 | | 1 | 793999 | 0.037 | 0.001 | | |
| RLG-13-04 | 419 | 420 | 794001 | | 1 | 794001 | 0.062 | 0.002 | | |
| RLG-13-04 | 420 | 421 | 794002 | | 1 | 794002 | 0.014 | 0.000 | | |
| RLG-13-04 | 421 | 422 | 794003 | | 1 | 794003 | 0.019 | 0.001 | | |
| RLG-13-04 | 422 | 423 | 794004 | | 1 | 794004 | 0.06 | 0.002 | | |
| RLG-13-04 | 423 | 424 | 794005 | | 1 | 794005 | 0.017 | 0.001 | | |
| RLG-13-04 | 424 | 425 | 794006 | | 1 | 794006 | < 0.010 | < 0.000146 | | |
| RLG-13-04 | 425 | 426 | 794007 | | 1 | 794007 | < 0.010 | < 0.000146 | | |
| RLG-13-04 | 426 | 427 | 794008 | | 1 | 794008 | < 0.010 | < 0.000146 | | |
| RLG-13-04 | 427 | 428 | 794009 | | 1 | 794009 | < 0.010 | 0.000 | | |
| RLG-13-04 | 428 | 429 | 794010 | | 1 | 794010 | < 0.010 | < 0.000146 | | |
| RLG-13-04 | 429 | 430 | 794011 | | 1 | 794011 | 0.301 | 0.009 | | |
| RLG-13-04 | 430 | 431 | 794012 | | 1 | 794012 | 0.039 | 0.001 | | |
| RLG-13-04 | 431 | 432 | 794013 | | 1 | 794013 | 0.231 | 0.007 | | |
| RLG-13-04 | 432 | 433 | 794014 | | 1 | 794014 | 0.724 | 0.021 | | |
| RLG-13-04 | 433 | 434 | 794015 | | 1 | 794015 | 0.229 | 0.007 | | |
| RLG-13-04 | 434 | 435 | 794016 | | 1 | 794016 | 0.182 | 0.005 | | |
| RLG-13-04 | 435 | 436 | 794018 | | 1 | 794018 | 0.012 | 0.000 | | |
| RLG-13-04 | 436 | 437 | 794019 | | 1 | 794019 | < 0.010 | < 0.000146 | | |
| RLG-13-04 | 437 | 438 | 794020 | | 1 | 794020 | < 0.010 | < 0.000146 | | |
| RLG-13-04 | 438 | 439 | 794021 | | 1 | 794021 | < 0.010 | < 0.000146 | | |
| RLG-13-04 | 439 | 440 | 794022 | | 1 | 794022 | < 0.010 | < 0.000146 | | |
| RLG-13-04 | 440 | 441 | 794023 | | 1 | 794023 | < 0.010 | < 0.000146 | | |
| RLG-13-04 | 441 | 442 | 794024 | | 1 | 794024 | < 0.010 | < 0.000146 | | |
| RLG-13-04 | 442 | 443 | 794025 | | 1 | 794025 | 0.03 | 0.001 | | |
| RLG-13-04 | 443 | 444 | 794026 | | 1 | 794026 | < 0.010 | < 0.000146 | | |
| RLG-13-04 | 444 | 445 | 794027 | | 1 | 794027 | < 0.010 | < 0.000146 | | |
| RLG-13-04 | 445 | 446 | 794028 | | 1 | 794028 | 0.042 | 0.001 | | |
| RLG-13-04 | 446 | 447 | 794029 | | 1 | 794029 | < 0.010 | < 0.000146 | | |
| RLG-13-04 | 447 | 448 | 794030 | | 1 | 794030 | < 0.010 | < 0.000146 | | |
| RLG-13-04 | 448 | 449 | 794031 | | 1 | 794031 | < 0.010 | < 0.000146 | | |
| RLG-13-04 | 449 | 450 | 794032 | | 1 | 794032 | < 0.010 | < 0.000146 | | |
| RLG-13-04 | 450 | 451 | 794033 | | 1 | 794033 | < 0.010 | < 0.000146 | | |
| RLG-13-04 | 451 | 452 | 794035 | | 1 | 794035 | < 0.010 | 0.000 | | |
| RLG-13-04 | 452 | 453 | 794036 | | 1 | 794036 | < 0.010 | 0.000 | | |
| RLG-13-04 | 453 | 454 | 794037 | | 1 | 794037 | 0.017 | 0.000 | | |
| RLG-13-04 | 454 | 455 | 794038 | | 1 | 794038 | < 0.010 | 0.000 | | |
| RLG-13-04 | 455 | 456 | 794039 | | 1 | 794039 | < 0.010 | 0.000 | | |
| RLG-13-04 | 456 | 457 | 794040 | | 1 | 794040 | 0.137 | 0.004 | | |
| RLG-13-04 | 457 | 458 | 794041 | | 1 | 794041 | 0.013 | 0.000 | | |
| RLG-13-04 | 458 | 459 | 794042 | | 1 | 794042 | 0.011 | 0.000 | | |
| RLG-13-04 | 459 | 460 | 794043 | | 1 | 794043 | 0.054 | 0.002 | | |
| RLG-13-04 | 460 | 461 | 794044 | | 1 | 794044 | < 0.010 | 0.000 | | |
| RLG-13-04 | 461 | 462 | 794045 | | 1 | 794045 | < 0.010 | < 0.000146 | | |
| RLG-13-04 | 462 | 463 | 794046 | | 1 | 794046 | < 0.010 | < 0.000146 | | |
| RLG-13-04 | 463 | 464 | 794047 | | 1 | 794047 | < 0.010 | < 0.000146 | | |
| RLG-13-04 | 464 | 465 | 794048 | | 1 | 794048 | 0.01 | 0.000 | | |
| RLG-13-04 | 465 | 466 | 794049 | | 1 | 794049 | < 0.010 | < 0.000146 | | |
| RLG-13-04 | 466 | 467 | 794051 | | 1 | 794051 | < 0.010 | < 0.000146 | | |
| RLG-13-04 | 467 | 468 | 794052 | | 1 | 794052 | 0.052 | 0.002 | | |
| RLG-13-04 | 468 | 469 | 794053 | | 1 | 794053 | 0.053 | 0.002 | | |
| RLG-13-04 | 469 | 470 | 794054 | | 1 | 794054 | 5.49 | > 0.146000 | 5.49 | |
| RLG-13-04 | 470 | 471 | 794055 | | 1 | 794055 | 0.161 | 0.005 | | |
| RLG-13-04 | 471 | 472 | 794056 | | 1 | 794056 | 0.013 | 0.000 | | |

| Hole # | from | to | sample # | sample type | width (m) | sample # | FA-AA | FA-AA | Au-GRA-gpt | Au-GRA-opt |
|---|---|---|---|---|---|---|---|---|---|---|
| RLG-13-04 | 472 | 473 | 794057 | | 1 | 794057 | 0.01 | 0.000 | | |
| RLG-13-04 | 473 | 474 | 794058 | | 1 | 794058 | 0.026 | 0.001 | | |
| RLG-13-04 | 474 | 475 | 794059 | | 1 | 794059 | 0.035 | 0.001 | | |
| RLG-13-04 | 475 | 476 | 794060 | | 1 | 794060 | 0.02 | 0.001 | | |
| RLG-13-04 | 476 | 477 | 794061 | | 1 | 794061 | 0.075 | 0.002 | | |
| RLG-13-04 | 477 | 478 | 794062 | | 1 | 794062 | < 0.010 | 0.000 | | |
| RLG-13-04 | 478 | 479 | 794063 | | 1 | 794063 | 0.02 | 0.001 | | |
| RLG-13-04 | 479 | 480 | 794064 | | 1 | 794064 | 0.029 | 0.001 | | |
| RLG-13-04 | 480 | 481 | 794065 | | 1 | 794065 | 0.049 | 0.001 | | |
| RLG-13-04 | 481 | 482 | 794066 | | 1 | 794066 | 0.025 | 0.001 | | |
| RLG-13-04 | 482 | 483 | 794068 | | 1 | 794068 | 0.039 | 0.001 | | |
| RLG-13-04 | 483 | 484 | 794069 | | 1 | 794069 | 0.494 | 0.014 | | |
| RLG-13-04 | 484 | 485 | 794070 | | 1 | 794070 | 1.471 | 0.043 | | |
| RLG-13-04 | 485 | 486 | 794071 | | 1 | 794071 | < 0.010 | 0.000 | | |
| RLG-13-04 | 486 | 487 | 794072 | | 1 | 794072 | 0.02 | 0.001 | | |
| RLG-13-04 | 487 | 488 | 794073 | | 1 | 794073 | 0.282 | 0.008 | | |
| RLG-13-04 | 488 | 489 | 794074 | | 1 | 794074 | 0.026 | 0.001 | | |
| RLG-13-04 | 489 | 490 | 794075 | | 1 | 794075 | 0.012 | 0.000 | | |
| RLG-13-04 | 490 | 491 | 794076 | | 1 | 794076 | 0.015 | 0.000 | | |
| RLG-13-04 | 491 | 492 | 794077 | | 1 | 794077 | 0.027 | 0.001 | | |
| RLG-13-04 | 492 | 493 | 794078 | | 1 | 794078 | 0.14 | 0.004 | | |
| RLG-13-04 | 493 | 494 | 794079 | | 1 | 794079 | < 0.010 | 0.000 | | |
| RLG-13-04 | 494 | 495 | 794080 | | 1 | 794080 | 0.03 | 0.001 | | |
| RLG-13-04 | 495 | 496 | 794081 | | 1 | 794081 | 0.056 | 0.002 | | |
| RLG-13-04 | 496 | 497 | 794082 | | 1 | 794082 | < 0.010 | < 0.000146 | | |
| RLG-13-04 | 497 | 498 | 794083 | | 1 | 794083 | < 0.010 | < 0.000146 | | |
| RLG-13-04 | 498 | 499 | 794085 | | 1 | 794085 | < 0.010 | 0.000 | | |
| RLG-13-04 | 499 | 500 | 794086 | | 1 | 794086 | < 0.010 | < 0.000146 | | |
| RLG-13-04 | 500 | 501 | 794087 | | 1 | 794087 | < 0.010 | 0.000 | | |
| RLG-13-04 | 501 | 502 | 794088 | | 1 | 794088 | < 0.010 | < 0.000146 | | |
| RLG-13-04 | 502 | 503 | 794089 | | 1 | 794089 | < 0.010 | 0.000 | | |
| RLG-13-04 | 503 | 504 | 794090 | | 1 | 794090 | 0.011 | 0.000 | | |
| RLG-13-04 | 504 | 505 | 794091 | | 1 | 794091 | 0.018 | 0.001 | | |
| RLG-13-04 | 505 | 506 | 794092 | | 1 | 794092 | < 0.010 | 0.000 | | |
| RLG-13-04 | 506 | 507 | 794093 | | 1 | 794093 | < 0.010 | 0.000 | | |
| RLG-13-04 | 507 | 508 | 794094 | | 1 | 794094 | < 0.010 | < 0.000146 | | |
| RLG-13-04 | 508 | 509 | 794095 | | 1 | 794095 | 0.062 | 0.002 | | |
| RLG-13-04 | 509 | 510 | 794096 | | 1 | 794096 | 0.011 | 0.000 | | |
| RLG-13-04 | 510 | 511 | 794097 | | 1 | 794097 | < 0.010 | < 0.000146 | | |
| RLG-13-04 | 511 | 512 | 794098 | | 1 | 794098 | 0.043 | 0.001 | | |
| RLG-13-04 | 512 | 513 | 794099 | | 1 | 794099 | 0.043 | 0.001 | | |
| RLG-13-04 | 512 | 513 | 794100 | Duplicate | | 794100 | 0.012 | 0.000 | | |
| RLG-13-04 | 513 | 514 | 794101 | | 1 | 794101 | 0.077 | 0.002 | | |
| RLG-13-04 | 514 | 515 | 794102 | | 1 | 794102 | 1.154 | 0.034 | | |
| RLG-13-04 | 515 | 516 | 794103 | | 1 | 794103 | 0.015 | 0.000 | | |
| RLG-13-04 | 516 | 517 | 794104 | | 1 | 794104 | 0.012 | 0.000 | | |
| RLG-13-04 | 517 | 518 | 794105 | | 1 | 794105 | 0.01 | 0.000 | | |
| RLG-13-04 | 518 | 519 | 794106 | | 1 | 794106 | 0.021 | 0.001 | | |
| RLG-13-04 | 519 | 520 | 794107 | | 1 | 794107 | 0.037 | 0.001 | | |
| RLG-13-04 | 520 | 521 | 794108 | | 1 | 794108 | < 0.010 | < 0.000146 | | |
| RLG-13-04 | 521 | 522 | 794109 | | 1 | 794109 | 0.018 | 0.001 | | |
| RLG-13-04 | 522 | 523 | 794110 | | 1 | 794110 | 0.013 | 0.000 | | |
| RLG-13-04 | 523 | 524 | 794111 | | 1 | 794111 | 0.023 | 0.001 | | |
| RLG-13-04 | 524 | 525 | 794112 | | 1 | 794112 | 0.021 | 0.001 | | |
| RLG-13-04 | 525 | 526 | 794113 | | 1 | 794113 | 0.025 | 0.001 | | |

| Hole # | from | to | sample # | sample type | width (m) | sample # | FA-AA | FA-AA | Au-GRA-gpt | Au-GRA-opt |
|---|---|---|---|---|---|---|---|---|---|---|
| RLG-13-04 | 526 | 527 | 794114 | | 1 | 794114 | 0.062 | 0.002 | | |
| RLG-13-04 | 527 | 528 | 794115 | | 1 | 794115 | 0.059 | 0.002 | | |
| RLG-13-04 | 528 | 529 | 794116 | | 1 | 794116 | 0.078 | 0.002 | | |
| RLG-13-04 | 529 | 530 | 794118 | | 1 | 794118 | 0.067 | 0.002 | | |
| RLG-13-04 | 530 | 531 | 794119 | | 1 | 794119 | 0.066 | 0.002 | | |
| RLG-13-04 | 531 | 532 | 794120 | | 1 | 794120 | 0.222 | 0.006 | | |
| RLG-13-04 | 532 | 533 | 794121 | | 1 | 794121 | 0.319 | 0.009 | | |
| RLG-13-04 | 533 | 534 | 794122 | | 1 | 794122 | < 0.010 | 0.000 | | |
| RLG-13-04 | 534 | 535 | 794123 | | 1 | 794123 | 0.036 | 0.001 | | |
| RLG-13-04 | 535 | 536 | 794124 | | 1 | 794124 | 0.091 | 0.003 | | |
| RLG-13-04 | 536 | 537 | 794125 | | 1 | 794125 | 0.026 | 0.001 | | |
| RLG-13-04 | 537 | 538 | 794126 | | 1 | 794126 | 0.026 | 0.001 | | |
| RLG-13-04 | 538 | 539 | 794127 | | 1 | 794127 | 0.03 | 0.001 | | |
| RLG-13-04 | 539 | 540 | 794128 | | 1 | 794128 | 0.012 | 0.000 | | |
| RLG-13-04 | 540 | 541 | 794129 | | 1 | 794129 | 0.032 | 0.001 | | |
| RLG-13-04 | 541 | 542 | 794130 | | 1 | 794130 | 0.01 | 0.000 | | |
| RLG-13-04 | 542 | 543 | 794131 | | 1 | 794131 | < 0.010 | < 0.000146 | | |
| RLG-13-04 | 543 | 544 | 794132 | | 1 | 794132 | < 0.010 | < 0.000146 | | |
| RLG-13-04 | 544 | 545 | 794133 | | 1 | 794133 | < 0.010 | < 0.000146 | | |
| RLG-13-04 | 545 | 546 | 794135 | | 1 | 794135 | 3.906 | 0.114 | | |
| RLG-13-04 | 546 | 547 | 794136 | | 1 | 794136 | 0.063 | 0.002 | | |
| RLG-13-04 | 547 | 548 | 794137 | | 1 | 794137 | 0.104 | 0.003 | | |
| RLG-13-04 | 548 | 549 | 794138 | | 1 | 794138 | 0.044 | 0.001 | | |
| RLG-13-04 | 549 | 550 | 794139 | | 1 | 794139 | 0.098 | 0.003 | | |
| RLG-13-04 | 550 | 551 | 794140 | | 1 | 794140 | 0.141 | 0.004 | | |
| RLG-13-04 | 551 | 552 | 794141 | | 1 | 794141 | < 0.010 | 0.000 | | |
| RLG-13-04 | 552 | 553 | 794142 | | 1 | 794142 | < 0.010 | 0.000 | | |
| RLG-13-04 | 553 | 554 | 794143 | | 1 | 794143 | < 0.010 | < 0.000146 | | |
| RLG-13-04 | 554 | 555 | 794144 | | 1 | 794144 | < 0.010 | < 0.000146 | | |
| RLG-13-04 | 555 | 556 | 794145 | | 1 | 794145 | 0.049 | 0.001 | | |
| RLG-13-04 | 556 | 557 | 794146 | | 1 | 794146 | 0.072 | 0.002 | | |
| RLG-13-04 | 557 | 558 | 794147 | | 1 | 794147 | 0.052 | 0.002 | | |
| RLG-13-04 | 558 | 559 | 794148 | | 1 | 794148 | 0.064 | 0.002 | | |
| RLG-13-04 | 559 | 560 | 794150 | Duplicate | | 794150 | 0.052 | 0.002 | | |
| RLG-13-04 | 559 | 560 | 794149 | | 1 | 794149 | 0.037 | 0.001 | | |
| RLG-13-04 | 560 | 561 | 794151 | | 1 | 794151 | 1.665 | 0.049 | | |
| RLG-13-04 | 561 | 562 | 794152 | | 1 | 794152 | 1.526 | 0.045 | | |
| RLG-13-04 | 562 | 563 | 794153 | | 1 | 794153 | 0.11 | 0.003 | | |
| RLG-13-04 | 563 | 564 | 794154 | | 1 | 794154 | 0.04 | 0.001 | | |
| RLG-13-04 | 564 | 565 | 794155 | | 1 | 794155 | 0.277 | 0.008 | | |
| RLG-13-04 | 565 | 566 | 794156 | | 1 | 794156 | 0.086 | 0.003 | | |
| RLG-13-04 | 566 | 567 | 794157 | | 1 | 794157 | 0.029 | 0.001 | | |
| RLG-13-04 | 567 | 568 | 794158 | | 1 | 794158 | 0.011 | 0.000 | | |
| RLG-13-04 | 568 | 569 | 794159 | | 1 | 794159 | 0.015 | 0.000 | | |
| RLG-13-04 | 569 | 570 | 794160 | | 1 | 794160 | < 0.010 | 0.000 | | |
| RLG-13-04 | 570 | 571 | 794161 | | 1 | 794161 | < 0.010 | 0.000 | | |
| RLG-13-04 | 571 | 572 | 794162 | | 1 | 794162 | < 0.010 | 0.000 | | |
| RLG-13-04 | 572 | 573 | 794163 | | 1 | 794163 | 0.023 | 0.001 | | |
| RLG-13-04 | 573 | 574 | 794164 | | 1 | 794164 | < 0.010 | 0.000 | | |
| RLG-13-04 | 574 | 575 | 794165 | | 1 | 794165 | < 0.010 | < 0.000146 | | |
| RLG-13-04 | 575 | 576 | 794166 | | 1 | 794166 | < 0.010 | < 0.000146 | | |
| RLG-13-04 | 576 | 577 | 794168 | | 1 | 794168 | 0.015 | 0.000 | | |
| RLG-13-04 | 577 | 578 | 794169 | | 1 | 794169 | < 0.010 | < 0.000146 | | |
| RLG-13-04 | 578 | 579 | 794170 | | 1 | 794170 | < 0.010 | 0.000 | | |
| RLG-13-04 | 579 | 580 | 794171 | | 1 | 794171 | 0.051 | 0.001 | | |

West Red Lake Gold 2013 Assay Table

| Hole # | from | to | sample # | sample type | width (m) | sample # | FA-AA | FA-AA | Au-GRA-gpt | Au-GRA-opt |
|---|---|---|---|---|---|---|---|---|---|---|
| RLG-13-04 | 580 | 581 | 794172 | | 1 | 794172 | 0.079 | 0.002 | | |
| RLG-13-04 | 581 | 582 | 794173 | | 1 | 794173 | 0.028 | 0.001 | | |
| RLG-13-04 | 582 | 583 | 794174 | | 1 | 794174 | < 0.010 | 0.000 | | |
| RLG-13-04 | 583 | 584 | 794175 | | 1 | 794175 | < 0.010 | 0.000 | | |
| RLG-13-04 | 584 | 585 | 794176 | | 1 | 794176 | 0.022 | 0.001 | | |
| RLG-13-04 | 585 | 586 | 794177 | | 1 | 794177 | 0.01 | 0.000 | | |
| RLG-13-04 | 586 | 587 | 794178 | | 1 | 794178 | 0.02 | 0.001 | | |
| RLG-13-04 | 587 | 588 | 794179 | | 1 | 794179 | < 0.010 | 0.000 | | |
| RLG-13-04 | 588 | 589 | 794180 | | 1 | 794180 | < 0.010 | 0.000 | | |
| RLG-13-04 | 589 | 590 | 794181 | | 1 | 794181 | < 0.010 | 0.000 | | |
| RLG-13-04 | 590 | 591 | 794182 | | 1 | 794182 | 0.083 | 0.002 | | |
| RLG-13-04 | 591 | 592 | 794183 | | 1 | 794183 | < 0.010 | 0.000 | | |
| RLG-13-04 | 592 | 593 | 794185 | | 1 | 794185 | < 0.010 | < 0.000146 | | |
| RLG-13-04 | 593 | 594 | 794186 | | 1 | 794186 | 0.012 | 0.000 | | |
| RLG-13-04 | 594 | 595 | 794187 | | 1 | 794187 | 0.05 | 0.001 | | |
| RLG-13-04 | 595 | 596 | 794188 | | 1 | 794188 | < 0.010 | 0.000 | | |
| RLG-13-04 | 596 | 597 | 794189 | | 1 | 794189 | 0.123 | 0.004 | | |
| RLG-13-04 | 597 | 598 | 794190 | | 1 | 794190 | < 0.010 | < 0.000146 | | |
| RLG-13-04 | 598 | 599 | 794191 | | 1 | 794191 | < 0.010 | < 0.000146 | | |
| RLG-13-04 | 599 | 600 | 794192 | | 1 | 794192 | < 0.010 | 0.000 | | |
| RLG-13-04 | | | 793617 | Blank | | 793617 | < 0.010 | < 0.000146 | | |
| RLG-13-04 | | | 793667 | Blank | | 793667 | < 0.010 | < 0.000146 | | |
| RLG-13-04 | | | 793767 | Blank | | 793767 | < 0.010 | < 0.000146 | | |
| RLG-13-04 | | | 793817 | Blank | | 793817 | < 0.010 | < 0.000146 | | |
| RLG-13-04 | | | 793867 | Blank | | 793867 | < 0.010 | < 0.000146 | | |
| RLG-13-04 | | | 793917 | Blank | | 793917 | < 0.010 | < 0.000146 | | |
| RLG-13-04 | | | 793967 | Blank | | 793967 | < 0.010 | < 0.000146 | | |
| RLG-13-04 | | | 794017 | Blank | | 794017 | < 0.010 | < 0.000146 | | |
| RLG-13-04 | | | 794050 | Duplicate | | 794050 | < 0.010 | < 0.000146 | | |
| RLG-13-04 | | | 794067 | Blank | | 794067 | < 0.010 | < 0.000146 | | |
| RLG-13-04 | | | 794117 | Blank | | 794117 | < 0.010 | < 0.000146 | | |
| RLG-13-04 | | | 794167 | Blank | | 794167 | < 0.010 | < 0.000146 | | |
| RLG-13-04 | | | 793584 | Stand High | | 793584 | 7.61 | > 0.146000 | 7.61 | 0.222 |
| RLG-13-04 | | | 794184 | Stand High | | 794184 | 7.41 | > 0.146000 | 7.41 | |
| RLG-13-04 | | | 793884 | Stand High | | 793884 | 7.37 | > 0.146000 | 7.37 | 0.215 |
| RLG-13-04 | | | 793784 | Stand High | | 793784 | 7.29 | > 0.146000 | 7.29 | 0.213 |
| RLG-13-04 | | | 793684 | Stand High | | 793684 | 7.07 | > 0.146000 | 7.07 | 0.206 |
| RLG-13-04 | | | 794084 | Stand High | | 794084 | 6.98 | > 0.146000 | 6.98 | |
| RLG-13-04 | | | 793984 | Stand High | | 793984 | 6.63 | > 0.146000 | 6.63 | |
| RLG-13-04 | | | 793734 | Stand Low | | 793734 | 2.244 | 0.065 | | |
| RLG-13-04 | | | 794134 | Stand Low | | 794134 | 1.944 | 0.057 | | |
| RLG-13-04 | | | 793934 | Stand Low | | 793934 | 1.914 | 0.056 | | |
| RLG-13-04 | | | 794034 | Stand Low | | 794034 | 1.886 | 0.055 | | |
| RLG-13-04 | | | 793834 | Stand Low | | 793834 | 1.854 | 0.054 | | |
| RLG-13-04 | | | 793634 | Stand Low | | 793634 | 1.627 | 0.047 | | |
| RLG-13-04 | | | 794000 | Duplicate | | 794000 | 0.041 | 0.001 | | |
| RLG-13-04 | | | 793717 | Blank | | | | | | |
| RLG-13-05 | 2.5 | 3 | 794193 | | 0.5 | 794193 | < 0.010 | < 0.000146 | | |
| RLG-13-05 | 3 | 4 | 794194 | | 1 | 794194 | < 0.010 | < 0.000146 | | |
| RLG-13-05 | 4 | 5 | 794195 | | 1 | 794195 | < 0.010 | < 0.000146 | | |
| RLG-13-05 | 5 | 6 | 794196 | | 1 | 794196 | 0.012 | 0.000 | | |
| RLG-13-05 | 6 | 7 | 794197 | | 1 | 794197 | < 0.010 | < 0.000146 | | |
| RLG-13-05 | 7 | 8 | 794198 | | 1 | 794198 | 0.013 | 0.000 | | |
| RLG-13-05 | 8 | 9 | 794199 | | 1 | 794199 | 0.097 | 0.003 | | |
| RLG-13-05 | 8 | 9 | 794200 | Duplicate | | 794200 | 0.022 | 0.001 | | |

| Hole # | from | to | sample # | sample type | width (m) | sample # | FA-AA | FA-AA | Au-GRA-gpt | Au-GRA-opt |
|---|---|---|---|---|---|---|---|---|---|---|
| RLG-13-05 | 9 | 10 | 794201 | | 1 | 794201 | < 0.010 | < 0.000146 | | |
| RLG-13-05 | 10 | 11 | 794202 | | 1 | 794202 | 0.023 | 0.001 | | |
| RLG-13-05 | 11 | 12 | 794203 | | 1 | 794203 | 0.237 | 0.007 | | |
| RLG-13-05 | 12 | 13 | 794204 | | 1 | 794204 | 0.038 | 0.001 | | |
| RLG-13-05 | 13 | 14 | 794205 | | 1 | 794205 | < 0.010 | < 0.000146 | | |
| RLG-13-05 | 14 | 15 | 794206 | | 1 | 794206 | 0.049 | 0.001 | | |
| RLG-13-05 | 15 | 16 | 794207 | | 1 | 794207 | < 0.010 | < 0.000146 | | |
| RLG-13-05 | 16 | 17 | 794208 | | 1 | 794208 | < 0.010 | < 0.000146 | | |
| RLG-13-05 | 17 | 18 | 794209 | | 1 | 794209 | < 0.010 | 0.000 | | |
| RLG-13-05 | 18 | 19 | 794210 | | 1 | 794210 | 0.033 | 0.001 | | |
| RLG-13-05 | 19 | 20 | 794211 | | 1 | 794211 | 0.01 | 0.000 | | |
| RLG-13-05 | 20 | 21 | 794212 | | 1 | 794212 | < 0.010 | < 0.000146 | | |
| RLG-13-05 | 21 | 22 | 794213 | | 1 | 794213 | 0.043 | 0.001 | | |
| RLG-13-05 | 22 | 23 | 794214 | | 1 | 794214 | < 0.010 | < 0.000146 | | |
| RLG-13-05 | 23 | 24 | 794215 | | 1 | 794215 | < 0.010 | 0.000 | | |
| RLG-13-05 | 24 | 25 | 794216 | | 1 | 794216 | < 0.010 | < 0.000146 | | |
| RLG-13-05 | 25 | 26 | 794218 | | 1 | 794218 | < 0.010 | < 0.000146 | | |
| RLG-13-05 | 26 | 27 | 794219 | | 1 | 794219 | 0.059 | 0.002 | | |
| RLG-13-05 | 27 | 28 | 794220 | | 1 | 794220 | < 0.010 | < 0.000146 | | |
| RLG-13-05 | 28 | 29 | 794221 | | 1 | 794221 | < 0.010 | < 0.000146 | | |
| RLG-13-05 | 29 | 30 | 794222 | | 1 | 794222 | < 0.010 | < 0.000146 | | |
| RLG-13-05 | 30 | 31 | 794223 | | 1 | 794223 | < 0.010 | 0.000 | | |
| RLG-13-05 | 31 | 32 | 794224 | | 1 | 794224 | < 0.010 | 0.000 | | |
| RLG-13-05 | 32 | 33 | 794225 | | 1 | 794225 | 0.147 | 0.004 | | |
| RLG-13-05 | 33 | 34 | 794226 | | 1 | 794226 | < 0.010 | < 0.000146 | | |
| RLG-13-05 | 34 | 35 | 794227 | | 1 | 794227 | < 0.010 | < 0.000146 | | |
| RLG-13-05 | 35 | 36 | 794228 | | 1 | 794228 | < 0.010 | 0.000 | | |
| RLG-13-05 | 36 | 37 | 794229 | | 1 | 794229 | < 0.010 | < 0.000146 | | |
| RLG-13-05 | 37 | 38 | 794230 | | 1 | 794230 | < 0.010 | < 0.000146 | | |
| RLG-13-05 | 38 | 39 | 794231 | | 1 | 794231 | 0.015 | 0.000 | | |
| RLG-13-05 | 39 | 40 | 794232 | | 1 | 794232 | 0.026 | 0.001 | | |
| RLG-13-05 | 40 | 41 | 794233 | | 1 | 794233 | 0.019 | 0.001 | | |
| RLG-13-05 | 41 | 42 | 794235 | | 1 | 794235 | < 0.010 | < 0.000146 | | |
| RLG-13-05 | 42 | 43 | 794236 | | 1 | 794236 | < 0.010 | < 0.000146 | | |
| RLG-13-05 | 43 | 44 | 794237 | | 1 | 794237 | < 0.010 | 0.000 | | |
| RLG-13-05 | 44 | 45 | 794238 | | 1 | 794238 | 0.054 | 0.002 | | |
| RLG-13-05 | 45 | 46 | 794239 | | 1 | 794239 | < 0.010 | 0.000 | | |
| RLG-13-05 | 46 | 47 | 794240 | | 1 | 794240 | 0.023 | 0.001 | | |
| RLG-13-05 | 47 | 48 | 794241 | | 1 | 794241 | 0.031 | 0.001 | | |
| RLG-13-05 | 48 | 49 | 794242 | | 1 | 794242 | 0.019 | 0.001 | | |
| RLG-13-05 | 49 | 50 | 794243 | | 1 | 794243 | 0.454 | 0.013 | | |
| RLG-13-05 | 50 | 51 | 794244 | | 1 | 794244 | < 0.010 | < 0.000146 | | |
| RLG-13-05 | 51 | 52 | 794245 | | 1 | 794245 | < 0.010 | 0.000 | | |
| RLG-13-05 | 52 | 53 | 794246 | | 1 | 794246 | < 0.010 | < 0.000146 | | |
| RLG-13-05 | 53 | 54 | 794247 | | 1 | 794247 | < 0.010 | < 0.000146 | | |
| RLG-13-05 | 54 | 55 | 794248 | | 1 | 794248 | < 0.010 | 0.000 | | |
| RLG-13-05 | 55 | 56 | 794250 | Duplicate | | 794250 | < 0.010 | 0.000 | | |
| RLG-13-05 | 55 | 56 | 794249 | | 1 | 794249 | 0.033 | 0.001 | | |
| RLG-13-05 | 56 | 57 | 794251 | | 1 | 794251 | < 0.010 | < 0.000146 | | |
| RLG-13-05 | 57 | 58 | 794252 | | 1 | 794252 | < 0.010 | 0.000 | | |
| RLG-13-05 | 58 | 59 | 794253 | | 1 | 794253 | 0.035 | 0.001 | | |
| RLG-13-05 | 59 | 60 | 794254 | | 1 | 794254 | < 0.010 | < 0.000146 | | |
| RLG-13-05 | 60 | 61 | 794255 | | 1 | 794255 | < 0.010 | < 0.000146 | | |
| RLG-13-05 | 61 | 62 | 794256 | | 1 | 794256 | < 0.010 | < 0.000146 | | |
| RLG-13-05 | 62 | 63 | 794257 | | 1 | 794257 | < 0.010 | < 0.000146 | | |

| Hole # | from | to | sample # | sample type | width (m) | sample # | FA-AA | FA-AA | Au-GRA-gpt | Au-GRA-opt |
|---|---|---|---|---|---|---|---|---|---|---|
| RLG-13-05 | 63 | 64 | 794258 | | 1 | 794258 | 0.036 | 0.001 | | |
| RLG-13-05 | 64 | 65 | 794259 | | 1 | 794259 | 0.01 | 0.000 | | |
| RLG-13-05 | 65 | 66 | 794260 | | 1 | 794260 | < 0.010 | < 0.000146 | | |
| RLG-13-05 | 66 | 67 | 794261 | | 1 | 794261 | 0.013 | 0.000 | | |
| RLG-13-05 | 67 | 68 | 794262 | | 1 | 794262 | 0.082 | 0.002 | | |
| RLG-13-05 | 68 | 69 | 794263 | | 1 | 794263 | < 0.010 | < 0.000146 | | |
| RLG-13-05 | 69 | 70 | 794264 | | 1 | 794264 | < 0.010 | < 0.000146 | | |
| RLG-13-05 | 70 | 71 | 794265 | | 1 | 794265 | < 0.010 | < 0.000146 | | |
| RLG-13-05 | 71 | 72 | 794266 | | 1 | 794266 | 0.012 | 0.000 | | |
| RLG-13-05 | 72 | 73 | 794268 | | 1 | 794268 | < 0.010 | < 0.000146 | | |
| RLG-13-05 | 73 | 74 | 794269 | | 1 | 794269 | 0.021 | 0.001 | | |
| RLG-13-05 | 74 | 75 | 794270 | | 1 | 794270 | 0.016 | 0.000 | | |
| RLG-13-05 | 75 | 76 | 794271 | | 1 | 794271 | 0.016 | 0.000 | | |
| RLG-13-05 | 76 | 77 | 794272 | | 1 | 794272 | < 0.010 | < 0.000146 | | |
| RLG-13-05 | 77 | 78 | 794273 | | 1 | 794273 | < 0.010 | < 0.000146 | | |
| RLG-13-05 | 78 | 79 | 794274 | | 1 | 794274 | 0.04 | 0.001 | | |
| RLG-13-05 | 79 | 80 | 794275 | | 1 | 794275 | 0.024 | 0.001 | | |
| RLG-13-05 | 80 | 81 | 794276 | | 1 | 794276 | < 0.010 | < 0.000146 | | |
| RLG-13-05 | 81 | 82 | 794277 | | 1 | 794277 | 0.099 | 0.003 | | |
| RLG-13-05 | 82 | 83 | 794278 | | 1 | 794278 | < 0.010 | < 0.000146 | | |
| RLG-13-05 | 83 | 84 | 794279 | | 1 | 794279 | < 0.010 | < 0.000146 | | |
| RLG-13-05 | 84 | 85 | 794280 | | 1 | 794280 | 0.024 | 0.001 | | |
| RLG-13-05 | 85 | 86 | 794281 | | 1 | 794281 | 0.074 | 0.002 | | |
| RLG-13-05 | 86 | 87 | 794282 | | 1 | 794282 | 0.119 | 0.003 | | |
| RLG-13-05 | 87 | 88 | 794283 | | 1 | 794283 | 0.06 | 0.002 | | |
| RLG-13-05 | 88 | 89 | 794285 | | 1 | 794285 | 0.014 | 0.000 | | |
| RLG-13-05 | 89 | 90 | 794286 | | 1 | 794286 | < 0.010 | 0.000 | | |
| RLG-13-05 | 90 | 91 | 794287 | | 1 | 794287 | < 0.010 | < 0.000146 | | |
| RLG-13-05 | 91 | 91.8 | 794288 | | 0.8 | 794288 | < 0.010 | < 0.000146 | | |
| RLG-13-05 | 91.8 | 93 | 794289 | | 1.2 | 794289 | 0.084 | 0.002 | | |
| RLG-13-05 | 93 | 94 | 794290 | | 1 | 794290 | 0.101 | 0.003 | | |
| RLG-13-05 | 94 | 95 | 794291 | | 1 | 794291 | 0.011 | 0.000 | | |
| RLG-13-05 | 95 | 96 | 794292 | | 1 | 794292 | < 0.010 | < 0.000146 | | |
| RLG-13-05 | 96 | 97 | 794293 | | 1 | 794293 | < 0.010 | < 0.000146 | | |
| RLG-13-05 | 97 | 98 | 794294 | | 1 | 794294 | < 0.010 | 0.000 | | |
| RLG-13-05 | 98 | 99 | 794295 | | 1 | 794295 | 0.181 | 0.005 | | |
| RLG-13-05 | 99 | 100 | 794296 | | 1 | 794296 | 0.092 | 0.003 | | |
| RLG-13-05 | 100 | 101 | 794297 | | 1 | 794297 | 0.04 | 0.001 | | |
| RLG-13-05 | 101 | 102 | 794298 | | 1 | 794298 | 0.034 | 0.001 | | |
| RLG-13-05 | 102 | 103 | 794299 | | 1 | 794299 | 0.195 | 0.006 | | |
| RLG-13-05 | 102 | 103 | 794300 | Duplicate | 1 | 794300 | 0.114 | 0.003 | | |
| RLG-13-05 | 103 | 104.3 | 794301 | | 1.3 | 794301 | 0.734 | 0.021 | | |
| RLG-13-05 | 104.3 | 105 | 794302 | | 0.7 | 794302 | 0.026 | 0.001 | | |
| RLG-13-05 | 105 | 106 | 794303 | | 1 | 794303 | 0.012 | 0.000 | | |
| RLG-13-05 | 106 | 107 | 794304 | | 1 | 794304 | < 0.010 | < 0.000146 | | |
| RLG-13-05 | 107 | 108 | 794305 | | 1 | 794305 | 0.016 | 0.000 | | |
| RLG-13-05 | 108 | 109 | 794306 | | 1 | 794306 | < 0.010 | < 0.000146 | | |
| RLG-13-05 | 109 | 110 | 794307 | | 1 | 794307 | < 0.010 | < 0.000146 | | |
| RLG-13-05 | 110 | 111 | 794308 | | 1 | 794308 | < 0.010 | 0.000 | | |
| RLG-13-05 | 111 | 112 | 794309 | | 1 | 794309 | < 0.010 | 0.000 | | |
| RLG-13-05 | 112 | 113 | 794310 | | 1 | 794310 | 0.016 | 0.000 | | |
| RLG-13-05 | 113 | 114 | 794311 | | 1 | 794311 | < 0.010 | 0.000 | | |
| RLG-13-05 | 114 | 115 | 794312 | | 1 | 794312 | < 0.010 | < 0.000146 | | |
| RLG-13-05 | 115 | 116 | 794313 | | 1 | 794313 | < 0.010 | < 0.000146 | | |
| RLG-13-05 | 116 | 117 | 794314 | | 1 | 794314 | < 0.010 | < 0.000146 | | |

| Hole # | from | to | sample # | sample type | width (m) | sample # | FA-AA | FA-AA | Au-GRA-gpt | Au-GRA-opt |
|---|---|---|---|---|---|---|---|---|---|---|
| RLG-13-05 | 117 | 118 | 794315 | | 1 | 794315 | < 0.010 | 0.000 | | |
| RLG-13-05 | 118 | 119 | 794316 | | 1 | 794316 | < 0.010 | < 0.000146 | | |
| RLG-13-05 | 119 | 120 | 794318 | | 1 | 794318 | 0.012 | 0.000 | | |
| RLG-13-05 | 120 | 121 | 794319 | | 1 | 794319 | 0.038 | 0.001 | | |
| RLG-13-05 | 121 | 122 | 794320 | | 1 | 794320 | < 0.010 | 0.000 | | |
| RLG-13-05 | 122 | 123 | 794321 | | 1 | 794321 | 0.013 | 0.000 | | |
| RLG-13-05 | 123 | 124 | 794322 | | 1 | 794322 | 0.029 | 0.001 | | |
| RLG-13-05 | 124 | 125 | 794323 | | 1 | 794323 | < 0.010 | < 0.000146 | | |
| RLG-13-05 | 125 | 126 | 794324 | | 1 | 794324 | < 0.010 | 0.000 | | |
| RLG-13-05 | 126 | 127 | 794325 | | 1 | 794325 | 0.036 | 0.001 | | |
| RLG-13-05 | 127 | 128 | 794326 | | 1 | 794326 | 0.027 | 0.001 | | |
| RLG-13-05 | 128 | 129 | 794327 | | 1 | 794327 | 1.087 | 0.038 | | |
| RLG-13-05 | 129 | 130 | 794328 | | 1 | 794328 | 0.049 | 0.001 | | |
| RLG-13-05 | 130 | 131 | 794329 | | 1 | 794329 | 0.028 | 0.001 | | |
| RLG-13-05 | 131 | 132 | 794330 | | 1 | 794330 | 0.246 | 0.007 | | |
| RLG-13-05 | 132 | 132.7 | 794331 | | 0.7 | 794331 | 0.038 | 0.001 | | |
| RLG-13-05 | 132.7 | 134 | 794332 | | 1.3 | 794332 | 0.025 | 0.001 | | |
| RLG-13-05 | 134 | 135 | 794333 | | 1 | 794333 | 0.041 | 0.001 | | |
| RLG-13-05 | 135 | 136 | 794335 | | 1 | 794335 | 0.086 | 0.003 | | |
| RLG-13-05 | 136 | 137 | 794336 | | 1 | 794336 | 0.097 | 0.003 | | |
| RLG-13-05 | 137 | 138 | 794337 | | 1 | 794337 | < 0.010 | 0.000 | | |
| RLG-13-05 | 138 | 139 | 794338 | | 1 | 794338 | 0.03 | 0.001 | | |
| RLG-13-05 | 139 | 140 | 794339 | | 1 | 794339 | 0.031 | 0.001 | | |
| RLG-13-05 | 140 | 141 | 794340 | | 1 | 794340 | 0.015 | 0.000 | | |
| RLG-13-05 | 141 | 142 | 794341 | | 1 | 794341 | 0.01 | 0.000 | | |
| RLG-13-05 | 142 | 142.9 | 794342 | | 0.9 | 794342 | < 0.010 | 0.000 | | |
| RLG-13-05 | 142.9 | 144 | 794343 | | 1.1 | 794343 | < 0.010 | 0.000 | | |
| RLG-13-05 | 144 | 144.7 | 794344 | | 0.7 | 794344 | 0.196 | 0.006 | | |
| RLG-13-05 | 144.7 | 145.5 | 794345 | | 0.8 | 794345 | 0.144 | 0.004 | | |
| RLG-13-05 | 145.5 | 146.5 | 794346 | | 1 | 794346 | 0.014 | 0.000 | | |
| RLG-13-05 | 146.5 | 147.8 | 794347 | | 1.3 | 794347 | < 0.010 | 0.000 | | |
| RLG-13-05 | 147.8 | 148.8 | 794348 | | 1 | 794348 | < 0.010 | 0.000 | | |
| RLG-13-05 | 148.8 | 150 | 794349 | | 1.2 | 794349 | < 0.010 | < 0.000146 | | |
| RLG-13-05 | 148.8 | 150 | 794350 | Duplicate | | 794350 | < 0.010 | < 0.000146 | | |
| RLG-13-05 | 150 | 151 | 794351 | | 1 | 794351 | 0.025 | 0.001 | | |
| RLG-13-05 | 151 | 152 | 794352 | | 1 | 794352 | 0.01 | 0.000 | | |
| RLG-13-05 | 152 | 153 | 794353 | | 1 | 794353 | 0.02 | 0.001 | | |
| RLG-13-05 | 153 | 154 | 794354 | | 1 | 794354 | < 0.010 | 0.000 | | |
| RLG-13-05 | 154 | 155 | 794355 | | 1 | 794355 | < 0.010 | 0.000 | | |
| RLG-13-05 | 155 | 155.8 | 794356 | | 0.8 | 794356 | < 0.010 | 0.000 | | |
| RLG-13-05 | 155.8 | 156.4 | 794357 | | 0.6 | 794357 | < 0.010 | 0.000 | | |
| RLG-13-05 | 156.4 | 157 | 794358 | | 0.6 | 794358 | 0.015 | 0.000 | | |
| RLG-13-05 | 157 | 158 | 794359 | | 1 | 794359 | 0.012 | 0.000 | | |
| RLG-13-05 | 158 | 159 | 794360 | | 1 | 794360 | < 0.010 | 0.000 | | |
| RLG-13-05 | 159 | 160 | 794361 | | 1 | 794361 | 0.011 | 0.000 | | |
| RLG-13-05 | 160 | 161 | 794362 | | 1 | 794362 | < 0.010 | 0.000 | | |
| RLG-13-05 | 161 | 162 | 794363 | | 1 | 794363 | < 0.010 | 0.000 | | |
| RLG-13-05 | 162 | 163 | 794364 | | 1 | 794364 | 0.058 | 0.002 | | |
| RLG-13-05 | 163 | 164 | 794365 | | 1 | 794365 | 0.019 | 0.001 | | |
| RLG-13-05 | 164 | 164.8 | 794366 | | 0.8 | 794366 | 1.163 | 0.034 | | |
| RLG-13-05 | 164.8 | 166 | 794368 | | 1.2 | 794368 | 0.026 | 0.001 | | |
| RLG-13-05 | 166 | 167 | 794369 | | 1 | 794369 | < 0.010 | < 0.000146 | | |
| RLG-13-05 | 167 | 168 | 794370 | | 1 | 794370 | < 0.010 | < 0.000146 | | |
| RLG-13-05 | 168 | 169 | 794371 | | 1 | 794371 | 0.01 | 0.000 | | |
| RLG-13-05 | 169 | 170 | 794372 | | 1 | 794372 | < 0.010 | < 0.000146 | | |

| Hole # | from | to | sample # | sample type | width (m) | sample # | FA-AA | FA-AA | Au-GRA-gpt | Au-GRA-opt |
|---|---|---|---|---|---|---|---|---|---|---|
| RLG-13-05 | 170 | 171 | 794373 | | 1 | 794373 | < 0.010 | < 0.000146 | | |
| RLG-13-05 | 171 | 172 | 794374 | | 1 | 794374 | 0.039 | 0.001 | | |
| RLG-13-05 | 172 | 173 | 794375 | | 1 | 794375 | 0.04 | 0.001 | | |
| RLG-13-05 | 173 | 174 | 794376 | | 1 | 794376 | 0.168 | 0.005 | | |
| RLG-13-05 | 174 | 174.7 | 794377 | | 0.7 | 794377 | 0.157 | 0.005 | | |
| RLG-13-05 | 174.7 | 176 | 794378 | | 1.3 | 794378 | 0.074 | 0.002 | | |
| RLG-13-05 | 176 | 177 | 794379 | | 1 | 794379 | 0.054 | 0.002 | | |
| RLG-13-05 | 177 | 178 | 794380 | | 1 | 794380 | 0.063 | 0.002 | | |
| RLG-13-05 | 178 | 179 | 794381 | | 1 | 794381 | 0.076 | 0.002 | | |
| RLG-13-05 | 179 | 179.5 | 794382 | | 0.5 | 794382 | 0.09 | 0.003 | | |
| RLG-13-05 | 179.5 | 180 | 794383 | | 0.5 | 794383 | < 0.010 | < 0.000146 | | |
| RLG-13-05 | 180 | 181 | 794385 | | 1 | 794385 | < 0.010 | < 0.000146 | | |
| RLG-13-05 | 181 | 182 | 794386 | | 1 | 794386 | < 0.010 | 0.000 | | |
| RLG-13-05 | 182 | 183 | 794387 | | 1 | 794387 | < 0.010 | < 0.000146 | | |
| RLG-13-05 | 183 | 184 | 794388 | | 1 | 794388 | < 0.010 | 0.000 | | |
| RLG-13-05 | 184 | 185 | 794389 | | 1 | 794389 | 0.013 | 0.000 | | |
| RLG-13-05 | 185 | 186 | 794390 | | 1 | 794390 | < 0.010 | < 0.000146 | | |
| RLG-13-05 | 186 | 187 | 794391 | | 1 | 794391 | < 0.010 | 0.000 | | |
| RLG-13-05 | 187 | 188 | 794392 | | 1 | 794392 | 0.023 | 0.001 | | |
| RLG-13-05 | 188 | 189 | 794393 | | 1 | 794393 | < 0.010 | 0.000 | | |
| RLG-13-05 | 189 | 190 | 794394 | | 1 | 794394 | < 0.010 | 0.000 | | |
| RLG-13-05 | 190 | 191 | 794395 | | 1 | 794395 | < 0.010 | 0.000 | | |
| RLG-13-05 | 191 | 192 | 794396 | | 1 | 794396 | 0.102 | 0.003 | | |
| RLG-13-05 | 192 | 193 | 794397 | | 1 | 794397 | < 0.010 | < 0.000146 | | |
| RLG-13-05 | 193 | 194 | 794398 | | 1 | 794398 | < 0.010 | 0.000 | | |
| RLG-13-05 | 194 | 195 | 794399 | | 1 | 794399 | 0.027 | 0.001 | | |
| RLG-13-05 | 195 | 196 | 794401 | | 1 | 794401 | 0.05 | 0.001 | | |
| RLG-13-05 | 196 | 197 | 794402 | | 1 | 794402 | < 0.010 | 0.000 | | |
| RLG-13-05 | 197 | 198 | 794403 | | 1 | 794403 | < 0.010 | < 0.000146 | | |
| RLG-13-05 | 198 | 199.2 | 794404 | | 1.2 | 794404 | < 0.010 | < 0.000146 | | |
| RLG-13-05 | 199.2 | 200 | 794405 | | 0.8 | 794405 | 0.029 | 0.001 | | |
| RLG-13-05 | 200 | 201 | 794406 | | 1 | 794406 | < 0.010 | < 0.000146 | | |
| RLG-13-05 | 201 | 202 | 794407 | | 1 | 794407 | < 0.010 | < 0.000146 | | |
| RLG-13-05 | 202 | 203 | 794408 | | 1 | 794408 | < 0.010 | 0.000 | | |
| RLG-13-05 | 203 | 204 | 794409 | | 1 | 794409 | < 0.010 | < 0.000146 | | |
| RLG-13-05 | 204 | 205 | 794410 | | 1 | 794410 | < 0.010 | < 0.000146 | | |
| RLG-13-05 | 205 | 206 | 794411 | | 1 | 794411 | < 0.010 | < 0.000146 | | |
| RLG-13-05 | 206 | 207 | 794412 | | 1 | 794412 | < 0.010 | 0.000 | | |
| RLG-13-05 | 207 | 208 | 794413 | | 1 | 794413 | < 0.010 | 0.000 | | |
| RLG-13-05 | 208 | 209 | 794414 | | 1 | 794414 | < 0.010 | < 0.000146 | | |
| RLG-13-05 | 209 | 210 | 794415 | | 1 | 794415 | < 0.010 | 0.000 | | |
| RLG-13-05 | 210 | 211 | 794416 | | 1 | 794416 | 0.014 | 0.000 | | |
| RLG-13-05 | 211 | 212 | 794418 | | 1 | 794418 | 0.029 | 0.001 | | |
| RLG-13-05 | 212 | 213 | 794419 | | 1 | 794419 | 0.032 | 0.001 | | |
| RLG-13-05 | 213 | 214 | 794420 | | 1 | 794420 | 0.075 | 0.002 | | |
| RLG-13-05 | 214 | 215 | 794421 | | 1 | 794421 | 0.016 | 0.000 | | |
| RLG-13-05 | 215 | 216 | 794422 | | 1 | 794422 | 0.01 | 0.000 | | |
| RLG-13-05 | 216 | 217 | 794423 | | 1 | 794423 | < 0.010 | 0.000 | | |
| RLG-13-05 | 217 | 218 | 794424 | | 1 | 794424 | 0.011 | 0.000 | | |
| RLG-13-05 | 218 | 219 | 794425 | | 1 | 794425 | 0.011 | 0.000 | | |
| RLG-13-05 | 219 | 220 | 794426 | | 1 | 794426 | < 0.010 | < 0.000146 | | |
| RLG-13-05 | 220 | 221 | 794427 | | 1 | 794427 | < 0.010 | 0.000 | | |
| RLG-13-05 | 221 | 222 | 794428 | | 1 | 794428 | 0.028 | 0.001 | | |
| RLG-13-05 | 222 | 223 | 794429 | | 1 | 794429 | 0.013 | 0.000 | | |
| RLG-13-05 | 223 | 224 | 794430 | | 1 | 794430 | 0.01 | 0.000 | | |

West Red Lake Gold 2013 Assay Table

| Hole # | from | to | sample # | sample type | width (m) | sample # | FA-AA | FA-AA | Au-GRA-gpt | Au-GRA-opt |
|---|---|---|---|---|---|---|---|---|---|---|
| RLG-13-05 | 224 | 225 | 794431 | | 1 | 794431 | < 0.010 | 0.000 | | |
| RLG-13-05 | 225 | 226 | 794432 | | 1 | 794432 | < 0.010 | 0.000 | | |
| RLG-13-05 | 226 | 227 | 794433 | | 1 | 794433 | < 0.010 | 0.000 | | |
| RLG-13-05 | 227 | 228 | 794435 | | 1 | 794435 | 0.019 | 0.001 | | |
| RLG-13-05 | 228 | 229 | 794436 | | 1 | 794436 | 0.012 | 0.000 | | |
| RLG-13-05 | 229 | 230 | 794437 | | 1 | 794437 | 0.072 | 0.002 | | |
| RLG-13-05 | 230 | 231 | 794438 | | 1 | 794438 | 0.08 | 0.002 | | |
| RLG-13-05 | 231 | 231.8 | 794439 | | 0.8 | 794439 | 0.036 | 0.001 | | |
| RLG-13-05 | 231.8 | 233 | 794440 | | 1.2 | 794440 | 0.02 | 0.001 | | |
| RLG-13-05 | 233 | 234 | 794441 | | 1 | 794441 | 0.015 | 0.000 | | |
| RLG-13-05 | 234 | 235 | 794442 | | 1 | 794442 | 0.035 | 0.001 | | |
| RLG-13-05 | 235 | 236 | 794443 | | 1 | 794443 | 0.026 | 0.001 | | |
| RLG-13-05 | 236 | 237 | 794444 | | 1 | 794444 | 0.014 | 0.000 | | |
| RLG-13-05 | 237 | 238 | 794445 | | 1 | 794445 | < 0.010 | < 0.000146 | | |
| RLG-13-05 | 238 | 239 | 794446 | | 1 | 794446 | 0.015 | 0.000 | | |
| RLG-13-05 | 239 | 240 | 794447 | | 1 | 794447 | < 0.010 | 0.000 | | |
| RLG-13-05 | 240 | 241 | 794448 | | 1 | 794448 | < 0.010 | < 0.000146 | | |
| RLG-13-05 | 241 | 242 | 794449 | | 1 | 794449 | 0.025 | 0.001 | | |
| RLG-13-05 | 241 | 242 | 794450 | Duplicate | 1 | 794450 | 0.011 | 0.000 | | |
| RLG-13-05 | 242 | 243 | 794451 | | 1 | 794451 | 0.018 | 0.001 | | |
| RLG-13-05 | 243 | 244 | 794452 | | 1 | 794452 | 0.034 | 0.001 | | |
| RLG-13-05 | 244 | 245 | 794453 | | 1 | 794453 | < 0.010 | 0.000 | | |
| RLG-13-05 | 245 | 246 | 794454 | | 1 | 794454 | 0.038 | 0.001 | | |
| RLG-13-05 | 246 | 247 | 794455 | | 1 | 794455 | 0.027 | 0.001 | | |
| RLG-13-05 | 247 | 248 | 794456 | | 1 | 794456 | 1.561 | 0.046 | | |
| RLG-13-05 | 248 | 249 | 794457 | | 1 | 794457 | 1.178 | 0.034 | | |
| RLG-13-05 | | | 794217 | Blank | | 794217 | < 0.010 | < 0.000146 | | |
| RLG-13-05 | | | 794267 | Blank | 0 | 794267 | < 0.010 | < 0.000146 | | |
| RLG-13-05 | | | 794284 | Blank | 0 | 794284 | < 0.010 | < 0.000146 | | |
| RLG-13-05 | | | 794317 | Blank | 0 | 794317 | < 0.010 | < 0.000146 | | |
| RLG-13-05 | | | 794367 | Blank | 0 | 794367 | < 0.010 | < 0.000146 | | |
| RLG-13-05 | | | 794384 | Blank | 0 | 794384 | < 0.010 | < 0.000146 | | |
| RLG-13-05 | | | 794417 | Blank | 0 | 794417 | < 0.010 | < 0.000146 | | |
| RLG-13-05 | | | 794234 | Stand Low | | 794234 | 2.127 | 0.062 | | |
| RLG-13-05 | | | 794334 | Stand Low | 0 | 794334 | 2.056 | 0.060 | | |
| RLG-13-05 | | | 794434 | Stand Low | 0 | 794434 | 1.945 | 0.057 | | |
| RLG-13-05 | | | 794400 | Duplicate | 0 | 794400 | 0.146 | 0.004 | | |
| RLG-13-06 | 2 | 3 | 794458 | | 1 | 794458 | 0.021 | 0.001 | | |
| RLG-13-06 | 3 | 4 | 794459 | | 1 | 794459 | 0.058 | 0.002 | | |
| RLG-13-06 | 4 | 5 | 794460 | | 1 | 794460 | < 0.010 | < 0.000146 | | |
| RLG-13-06 | 5 | 6 | 794461 | | 1 | 794461 | < 0.010 | < 0.000146 | | |
| RLG-13-06 | 6 | 7 | 794462 | | 1 | 794462 | < 0.010 | 0.000 | | |
| RLG-13-06 | 7 | 8 | 794463 | | 1 | 794463 | 0.021 | 0.001 | | |
| RLG-13-06 | 8 | 9 | 794464 | | 1 | 794464 | 0.046 | 0.001 | | |
| RLG-13-06 | 9 | 10 | 794465 | | 1 | 794465 | 0.013 | 0.000 | | |
| RLG-13-06 | 10 | 11 | 794466 | | 1 | 794466 | < 0.010 | < 0.000146 | | |
| RLG-13-06 | 11 | 12 | 794468 | | 1 | 794468 | < 0.010 | 0.000 | | |
| RLG-13-06 | 12 | 13 | 794469 | | 1 | 794469 | < 0.010 | < 0.000146 | | |
| RLG-13-06 | 13 | 14 | 794470 | | 1 | 794470 | 0.047 | 0.001 | | |
| RLG-13-06 | 14 | 15 | 794471 | | 1 | 794471 | < 0.010 | < 0.000146 | | |
| RLG-13-06 | 15 | 16 | 794472 | | 1 | 794472 | 0.027 | 0.001 | | |
| RLG-13-06 | 16 | 17 | 794473 | | 1 | 794473 | 0.014 | 0.000 | | |
| RLG-13-06 | 17 | 18 | 794474 | | 1 | 794474 | < 0.010 | 0.000 | | |
| RLG-13-06 | 18 | 19 | 794475 | | 1 | 794475 | 0.035 | 0.001 | | |
| RLG-13-06 | 19 | 20 | 794476 | | 1 | 794476 | < 0.010 | < 0.000146 | | |

| Hole # | from | to | sample # | sample type | width (m) | sample # | FA-AA | FA-AA | Au-GRA-gpt | Au-GRA-opt |
|---|---|---|---|---|---|---|---|---|---|---|
| RLG-13-06 | 20 | 21 | 794477 | | 1 | 794477 | 0.125 | 0.004 | | |
| RLG-13-06 | 21 | 22 | 794478 | | 1 | 794478 | < 0.010 | < 0.000146 | | |
| RLG-13-06 | 22 | 23 | 794479 | | 1 | 794479 | 0.028 | 0.001 | | |
| RLG-13-06 | 23 | 24 | 794480 | | 1 | 794480 | < 0.010 | < 0.000146 | | |
| RLG-13-06 | 24 | 25 | 794481 | | 1 | 794481 | < 0.010 | 0.000 | | |
| RLG-13-06 | 25 | 26 | 794482 | | 1 | 794482 | < 0.010 | < 0.000146 | | |
| RLG-13-06 | 26 | 27 | 794483 | | 1 | 794483 | < 0.010 | < 0.000146 | | |
| RLG-13-06 | 27 | 28 | 794485 | | 1 | 794485 | 0.011 | 0.000 | | |
| RLG-13-06 | 28 | 29 | 794486 | | 1 | 794486 | < 0.010 | < 0.000146 | | |
| RLG-13-06 | 29 | 30 | 794487 | | 1 | 794487 | 0.011 | 0.000 | | |
| RLG-13-06 | 30 | 31 | 794488 | | 1 | 794488 | < 0.010 | < 0.000146 | | |
| RLG-13-06 | 31 | 32 | 794489 | | 1 | 794489 | < 0.010 | < 0.000146 | | |
| RLG-13-06 | 32 | 33 | 794490 | | 1 | 794490 | < 0.010 | < 0.000146 | | |
| RLG-13-06 | 33 | 34 | 794491 | | 1 | 794491 | < 0.010 | < 0.000146 | | |
| RLG-13-06 | 34 | 35 | 794492 | | 1 | 794492 | < 0.010 | < 0.000146 | | |
| RLG-13-06 | 35 | 36 | 794493 | | 1 | 794493 | < 0.010 | < 0.000146 | | |
| RLG-13-06 | 36 | 37 | 794494 | | 1 | 794494 | < 0.010 | < 0.000146 | | |
| RLG-13-06 | 37 | 38 | 794495 | | 1 | 794495 | < 0.010 | < 0.000146 | | |
| RLG-13-06 | 38 | 39 | 794496 | | 1 | 794496 | < 0.010 | < 0.000146 | | |
| RLG-13-06 | 39 | 40 | 794497 | | 1 | 794497 | 0.066 | 0.002 | | |
| RLG-13-06 | 40 | 41 | 794498 | | 1 | 794498 | < 0.010 | < 0.000146 | | |
| RLG-13-06 | 41 | 42 | 794499 | | 1 | 794499 | < 0.010 | < 0.000146 | | |
| RLG-13-06 | 41 | 42 | 794500 | Duplicate | 1 | 794500 | 0.017 | 0.000 | | |
| RLG-13-06 | 42 | 43 | 794501 | | 1 | 794501 | < 0.010 | 0.000 | | |
| RLG-13-06 | 43 | 44 | 794502 | | 1 | 794502 | < 0.010 | 0.000 | | |
| RLG-13-06 | 44 | 45 | 794503 | | 1 | 794503 | < 0.010 | < 0.000146 | | |
| RLG-13-06 | 45 | 46 | 794504 | | 1 | 794504 | < 0.010 | 0.000 | | |
| RLG-13-06 | 46 | 47 | 794505 | | 1 | 794505 | 0.021 | 0.001 | | |
| RLG-13-06 | 47 | 48 | 794506 | | 1 | 794506 | 0.038 | 0.001 | | |
| RLG-13-06 | 48 | 49 | 794507 | | 1 | 794507 | 0.019 | 0.001 | | |
| RLG-13-06 | 49 | 50 | 794508 | | 1 | 794508 | 0.011 | 0.000 | | |
| RLG-13-06 | 50 | 51 | 794509 | | 1 | 794509 | < 0.010 | < 0.000146 | | |
| RLG-13-06 | 51 | 52 | 794510 | | 1 | 794510 | < 0.010 | < 0.000146 | | |
| RLG-13-06 | 52 | 53 | 794511 | | 1 | 794511 | < 0.010 | < 0.000146 | | |
| RLG-13-06 | 53 | 54 | 794512 | | 1 | 794512 | < 0.010 | < 0.000146 | | |
| RLG-13-06 | 54 | 55 | 794513 | | 1 | 794513 | 0.085 | 0.002 | | |
| RLG-13-06 | 55 | 56 | 794514 | | 1 | 794514 | 0.014 | 0.000 | | |
| RLG-13-06 | 56 | 57 | 794515 | | 1 | 794515 | < 0.010 | < 0.000146 | | |
| RLG-13-06 | 57 | 58 | 794516 | | 1 | 794516 | < 0.010 | < 0.000146 | | |
| RLG-13-06 | 58 | 59 | 794518 | | 1 | 794518 | 0.012 | 0.000 | | |
| RLG-13-06 | 59 | 60 | 794519 | | 1 | 794519 | < 0.010 | < 0.000146 | | |
| RLG-13-06 | 60 | 61 | 794520 | | 1 | 794520 | < 0.010 | < 0.000146 | | |
| RLG-13-06 | 61 | 62 | 794521 | | 1 | 794521 | 0.014 | 0.000 | | |
| RLG-13-06 | 62 | 63 | 794522 | | 1 | 794522 | < 0.010 | < 0.000146 | | |
| RLG-13-06 | 63 | 64 | 794523 | | 1 | 794523 | < 0.010 | < 0.000146 | | |
| RLG-13-06 | 64 | 65 | 794524 | | 1 | 794524 | < 0.010 | < 0.000146 | | |
| RLG-13-06 | 65 | 66 | 794525 | | 1 | 794525 | < 0.010 | < 0.000146 | | |
| RLG-13-06 | 66 | 67 | 794526 | | 1 | 794526 | < 0.010 | < 0.000146 | | |
| RLG-13-06 | 67 | 68 | 794527 | | 1 | 794527 | < 0.010 | 0.000 | | |
| RLG-13-06 | 68 | 69 | 794528 | | 1 | 794528 | < 0.010 | < 0.000146 | | |
| RLG-13-06 | 69 | 70 | 794529 | | 1 | 794529 | < 0.010 | < 0.000146 | | |
| RLG-13-06 | 70 | 71 | 794530 | | 1 | 794530 | < 0.010 | 0.000 | | |
| RLG-13-06 | 71 | 72 | 794531 | | 1 | 794531 | < 0.010 | < 0.000146 | | |
| RLG-13-06 | 72 | 73 | 794532 | | 1 | 794532 | 0.019 | 0.001 | | |
| RLG-13-06 | 73 | 74 | 794533 | | 1 | 794533 | < 0.010 | < 0.000146 | | |

| Hole # | from | to | sample # | sample type | width (m) | sample # | FA-AA | FA-AA | Au-GRA-gpt | Au-GRA-opt |
|---|---|---|---|---|---|---|---|---|---|---|
| RLG-13-06 | 74 | 75 | 794535 | | 1 | 794535 | < 0.010 | < 0.000146 | | |
| RLG-13-06 | 75 | 76 | 794536 | | 1 | 794536 | 0.043 | 0.001 | | |
| RLG-13-06 | 76 | 77 | 794537 | | 1 | 794537 | < 0.010 | 0.000 | | |
| RLG-13-06 | 77 | 78 | 794538 | | 1 | 794538 | < 0.010 | < 0.000146 | | |
| RLG-13-06 | 78 | 79 | 794539 | | 1 | 794539 | 0.014 | 0.000 | | |
| RLG-13-06 | 79 | 80 | 794540 | | 1 | 794540 | < 0.010 | 0.000 | | |
| RLG-13-06 | 80 | 81 | 794541 | | 1 | 794541 | < 0.010 | 0.000 | | |
| RLG-13-06 | 81 | 82 | 794542 | | 1 | 794542 | 0.02 | 0.001 | | |
| RLG-13-06 | 82 | 83 | 794543 | | 1 | 794543 | 0.045 | 0.001 | | |
| RLG-13-06 | 83 | 84 | 794544 | | 1 | 794544 | < 0.010 | 0.000 | | |
| RLG-13-06 | 84 | 85 | 794545 | | 1 | 794545 | 0.075 | 0.002 | | |
| RLG-13-06 | 85 | 86 | 794546 | | 1 | 794546 | < 0.010 | 0.000 | | |
| RLG-13-06 | 86 | 87 | 794547 | | 1 | 794547 | < 0.010 | < 0.000146 | | |
| RLG-13-06 | 87 | 88 | 794548 | | 1 | 794548 | < 0.010 | < 0.000146 | | |
| RLG-13-06 | 88 | 89 | 794549 | | 1 | 794549 | < 0.010 | < 0.000146 | | |
| RLG-13-06 | 88 | 89 | 794550 | Duplicate | 1 | 794550 | < 0.010 | < 0.000146 | | |
| RLG-13-06 | 89 | 90 | 794551 | | 1 | 794551 | < 0.010 | 0.000 | | |
| RLG-13-06 | 90 | 91 | 794552 | | 1 | 794552 | < 0.010 | 0.000 | | |
| RLG-13-06 | 91 | 92 | 794553 | | 1 | 794553 | < 0.010 | 0.000 | | |
| RLG-13-06 | 92 | 93 | 794554 | | 1 | 794554 | < 0.010 | < 0.000146 | | |
| RLG-13-06 | 93 | 94 | 794555 | | 1 | 794555 | < 0.010 | < 0.000146 | | |
| RLG-13-06 | 94 | 95 | 794556 | | 1 | 794556 | < 0.010 | < 0.000146 | | |
| RLG-13-06 | 95 | 96 | 794557 | | 1 | 794557 | < 0.010 | < 0.000146 | | |
| RLG-13-06 | 96 | 97 | 794558 | | 1 | 794558 | < 0.010 | 0.000 | | |
| RLG-13-06 | 97 | 98 | 794559 | | 1 | 794559 | < 0.010 | < 0.000146 | | |
| RLG-13-06 | 98 | 99 | 794560 | | 1 | 794560 | < 0.010 | < 0.000146 | | |
| RLG-13-06 | 99 | 100 | 794561 | | 1 | 794561 | < 0.010 | 0.000 | | |
| RLG-13-06 | 100 | 101 | 794562 | | 1 | 794562 | 0.027 | 0.001 | | |
| RLG-13-06 | 101 | 102 | 794563 | | 1 | 794563 | < 0.010 | < 0.000146 | | |
| RLG-13-06 | 102 | 103 | 794564 | | 1 | 794564 | < 0.010 | < 0.000146 | | |
| RLG-13-06 | 103 | 104 | 794565 | | 1 | 794565 | < 0.010 | < 0.000146 | | |
| RLG-13-06 | 104 | 105 | 794566 | | 1 | 794566 | < 0.010 | < 0.000146 | | |
| RLG-13-06 | 105 | 106 | 794568 | | 1 | 794568 | < 0.010 | < 0.000146 | | |
| RLG-13-06 | 106 | 107 | 794569 | | 1 | 794569 | 0.013 | 0.000 | | |
| RLG-13-06 | 107 | 108 | 794570 | | 1 | 794570 | < 0.010 | < 0.000146 | | |
| RLG-13-06 | 108 | 109 | 794571 | | 1 | 794571 | < 0.010 | 0.000 | | |
| RLG-13-06 | 109 | 110 | 794572 | | 1 | 794572 | 0.078 | 0.002 | | |
| RLG-13-06 | 110 | 111 | 794573 | | 1 | 794573 | 0.014 | 0.000 | | |
| RLG-13-06 | 111 | 112 | 794574 | | 1 | 794574 | < 0.010 | < 0.000146 | | |
| RLG-13-06 | 112 | 113 | 794575 | | 1 | 794575 | < 0.010 | < 0.000146 | | |
| RLG-13-06 | 113 | 114 | 794576 | | 1 | 794576 | < 0.010 | < 0.000146 | | |
| RLG-13-06 | 114 | 115 | 794577 | | 1 | 794577 | < 0.010 | < 0.000146 | | |
| RLG-13-06 | 115 | 116.2 | 794578 | | 1.2 | 794578 | 0.024 | 0.001 | | |
| RLG-13-06 | 116.2 | 117 | 794579 | | 0.8 | 794579 | 0.012 | 0.000 | | |
| RLG-13-06 | 117 | 118.1 | 794580 | | 1.1 | 794580 | 0.064 | 0.002 | | |
| RLG-13-06 | 118.1 | 119 | 794581 | | 0.9 | 794581 | < 0.010 | < 0.000146 | | |
| RLG-13-06 | 119 | 120 | 794582 | | 1 | 794582 | < 0.010 | < 0.000146 | | |
| RLG-13-06 | 120 | 121 | 794583 | | 1 | 794583 | 0.015 | 0.000 | | |
| RLG-13-06 | 121 | 122 | 794585 | | 1 | 794585 | 0.029 | 0.001 | | |
| RLG-13-06 | 122 | 123 | 794586 | | 1 | 794586 | 0.013 | 0.000 | | |
| RLG-13-06 | 123 | 124 | 794587 | | 1 | 794587 | < 0.010 | 0.000 | | |
| RLG-13-06 | 124 | 125 | 794588 | | 1 | 794588 | < 0.010 | 0.000 | | |
| RLG-13-06 | 125 | 126 | 794589 | | 1 | 794589 | < 0.010 | 0.000 | | |
| RLG-13-06 | 126 | 126.6 | 794590 | | 0.6 | 794590 | < 0.010 | < 0.000146 | | |
| RLG-13-06 | 126.6 | 128 | 794591 | | 1.4 | 794591 | 0.018 | 0.001 | | |

| Hole # | from | to | sample # | sample type | width (m) | sample # | FA-AA | FA-AA | Au-GRA-gpt | Au-GRA-opt |
|---|---|---|---|---|---|---|---|---|---|---|
| RLG-13-06 | 128 | 129 | 794592 | | 1 | 794592 | 0.027 | 0.001 | | |
| RLG-13-06 | 129 | 130 | 794593 | | 1 | 794593 | 0.028 | 0.001 | | |
| RLG-13-06 | 130 | 131.3 | 794594 | | 1.3 | 794594 | 0.036 | 0.001 | | |
| RLG-13-06 | 131.3 | 132 | 794595 | | 0.7 | 794595 | < 0.010 | < 0.000146 | | |
| RLG-13-06 | 132 | 133 | 794596 | | 1 | 794596 | < 0.010 | < 0.000146 | | |
| RLG-13-06 | 133 | 134 | 794597 | | 1 | 794597 | < 0.010 | < 0.000146 | | |
| RLG-13-06 | 134 | 135 | 794598 | | 1 | 794598 | < 0.010 | 0.000 | | |
| RLG-13-06 | 135 | 136 | 794599 | | 1 | 794599 | 0.012 | 0.000 | | |
| RLG-13-06 | 136 | 137 | 794601 | | 1 | 794601 | 0.471 | 0.014 | | |
| RLG-13-06 | 137 | 138 | 794602 | | 1 | 794602 | < 0.010 | < 0.000146 | | |
| RLG-13-06 | 138 | 139 | 794603 | | 1 | 794603 | 0.017 | 0.001 | | |
| RLG-13-06 | 139 | 140 | 794604 | | 1 | 794604 | < 0.010 | 0.000 | | |
| RLG-13-06 | 140 | 141 | 794605 | | 1 | 794605 | < 0.010 | < 0.000146 | | |
| RLG-13-06 | 141 | 142 | 794606 | | 1 | 794606 | < 0.010 | < 0.000146 | | |
| RLG-13-06 | 142 | 143 | 794607 | | 1 | 794607 | < 0.010 | < 0.000146 | | |
| RLG-13-06 | 143 | 144 | 794608 | | 1 | 794608 | < 0.010 | < 0.000146 | | |
| RLG-13-06 | 144 | 145 | 794609 | | 1 | 794609 | 0.013 | 0.000 | | |
| RLG-13-06 | 145 | 146 | 794610 | | 1 | 794610 | < 0.010 | < 0.000146 | | |
| RLG-13-06 | 146 | 147 | 794611 | | 1 | 794611 | < 0.010 | 0.000 | | |
| RLG-13-06 | 147 | 148 | 794612 | | 1 | 794612 | 0.037 | 0.001 | | |
| RLG-13-06 | 148 | 149 | 794613 | | 1 | 794613 | 0.022 | 0.001 | | |
| RLG-13-06 | 149 | 150 | 794614 | | 1 | 794614 | < 0.010 | < 0.000146 | | |
| RLG-13-06 | 150 | 151 | 794615 | | 1 | 794615 | 0.03 | 0.001 | | |
| RLG-13-06 | 151 | 152 | 794616 | | 1 | 794616 | < 0.010 | < 0.000146 | | |
| RLG-13-06 | 152 | 153 | 794618 | | 1 | 794618 | < 0.010 | 0.000 | | |
| RLG-13-06 | 153 | 154 | 794619 | | 1 | 794619 | < 0.010 | < 0.000146 | | |
| RLG-13-06 | 154 | 155 | 794620 | | 1 | 794620 | < 0.010 | 0.000 | | |
| RLG-13-06 | 155 | 156 | 794621 | | 1 | 794621 | < 0.010 | 0.000 | | |
| RLG-13-06 | 156 | 157 | 794622 | | 1 | 794622 | < 0.010 | < 0.000146 | | |
| RLG-13-06 | 157 | 158 | 794623 | | 1 | 794623 | < 0.010 | < 0.000146 | | |
| RLG-13-06 | 158 | 159 | 794624 | | 1 | 794624 | < 0.010 | < 0.000146 | | |
| RLG-13-06 | 159 | 160 | 794625 | | 1 | 794625 | < 0.010 | 0.000 | | |
| RLG-13-06 | 160 | 161 | 794626 | | 1 | 794626 | 0.147 | 0.004 | | |
| RLG-13-06 | 161 | 162 | 794627 | | 1 | 794627 | < 0.010 | 0.000 | | |
| RLG-13-06 | 162 | 163 | 794628 | | 1 | 794628 | < 0.010 | 0.000 | | |
| RLG-13-06 | 163 | 164 | 794629 | | 1 | 794629 | < 0.010 | 0.000 | | |
| RLG-13-06 | 164 | 165 | 794630 | | 1 | 794630 | < 0.010 | < 0.000146 | | |
| RLG-13-06 | 165 | 166 | 794631 | | 1 | 794631 | < 0.010 | < 0.000146 | | |
| RLG-13-06 | 166 | 167 | 794632 | | 1 | 794632 | 0.061 | 0.002 | | |
| RLG-13-06 | 167 | 168 | 794633 | | 1 | 794633 | 0.039 | 0.001 | | |
| RLG-13-06 | 168 | 169 | 794635 | | 1 | 794635 | 0.086 | 0.003 | | |
| RLG-13-06 | 169 | 170 | 794636 | | 1 | 794636 | 0.09 | 0.003 | | |
| RLG-13-06 | 170 | 171 | 794637 | | 1 | 794637 | 0.021 | 0.001 | | |
| RLG-13-06 | 171 | 172 | 794638 | | 1 | 794638 | < 0.010 | 0.000 | | |
| RLG-13-06 | 172 | 173 | 794639 | | 1 | 794639 | 0.013 | 0.000 | | |
| RLG-13-06 | 173 | 174 | 794640 | | 1 | 794640 | < 0.010 | 0.000 | | |
| RLG-13-06 | 174 | 175 | 794641 | | 1 | 794641 | 0.022 | 0.001 | | |
| RLG-13-06 | 175 | 176 | 794642 | | 1 | 794642 | 0.033 | 0.001 | | |
| RLG-13-06 | 176 | 177 | 794643 | | 1 | 794643 | 0.026 | 0.001 | | |
| RLG-13-06 | 177 | 178 | 794644 | | 1 | 794644 | 0.025 | 0.001 | | |
| RLG-13-06 | 178 | 179 | 794645 | | 1 | 794645 | < 0.010 | < 0.000146 | | |
| RLG-13-06 | 179 | 180 | 794646 | | 1 | 794646 | < 0.010 | 0.000 | | |
| RLG-13-06 | 180 | 181 | 794647 | | 1 | 794647 | < 0.010 | < 0.000146 | | |
| RLG-13-06 | 181 | 182 | 794648 | | 1 | 794648 | < 0.010 | 0.000 | | |
| RLG-13-06 | 182 | 183 | 794650 | Duplicate | 1 | 794650 | 0.046 | 0.001 | | |

West Red Lake Gold 2013 Assay Table

| Hole # | from | to | sample # | sample type | width (m) | sample # | FA-AA | FA-AA | Au-GRA-gpt | Au-GRA-opt |
|---|---|---|---|---|---|---|---|---|---|---|
| RLG-13-06 | 182 | 183 | 794649 | | 1 | 794649 | 0.012 | 0.000 | | |
| RLG-13-06 | 183 | 184 | 794651 | | 1 | 794651 | < 0.010 | 0.000 | | |
| RLG-13-06 | 184 | 185 | 794652 | | 1 | 794652 | 0.013 | 0.000 | | |
| RLG-13-06 | 185 | 186 | 794653 | | 1 | 794653 | < 0.010 | 0.000 | | |
| RLG-13-06 | 186 | 187 | 794654 | | 1 | 794654 | < 0.010 | 0.000 | | |
| RLG-13-06 | 187 | 188 | 794655 | | 1 | 794655 | 0.011 | 0.000 | | |
| RLG-13-06 | 188 | 189 | 794656 | | 1 | 794656 | 0.01 | 0.000 | | |
| RLG-13-06 | 189 | 190 | 794657 | | 1 | 794657 | 0.016 | 0.000 | | |
| RLG-13-06 | 190 | 191 | 794658 | | 1 | 794658 | < 0.010 | 0.000 | | |
| RLG-13-06 | 191 | 192 | 794659 | | 1 | 794659 | 0.021 | 0.001 | | |
| RLG-13-06 | 192 | 193 | 794660 | | 1 | 794660 | < 0.010 | 0.000 | | |
| RLG-13-06 | 193 | 194 | 794661 | | 1 | 794661 | < 0.010 | < 0.000146 | | |
| RLG-13-06 | 194 | 195 | 794662 | | 1 | 794662 | < 0.010 | 0.000 | | |
| RLG-13-06 | 195 | 196 | 794663 | | 1 | 794663 | 0.012 | 0.000 | | |
| RLG-13-06 | 196 | 197 | 794664 | | 1 | 794664 | 0.03 | 0.001 | | |
| RLG-13-06 | 197 | 198 | 794665 | | 1 | 794665 | < 0.010 | 0.000 | | |
| RLG-13-06 | 198 | 199 | 794666 | | 1 | 794666 | < 0.010 | < 0.000146 | | |
| RLG-13-06 | 199 | 200 | 794668 | | 1 | 794668 | < 0.010 | < 0.000146 | | |
| RLG-13-06 | 200 | 201 | 794669 | | 1 | 794669 | < 0.010 | < 0.000146 | | |
| RLG-13-06 | 201 | 202 | 794670 | | 1 | 794670 | < 0.010 | < 0.000146 | | |
| RLG-13-06 | 202 | 203 | 794671 | | 1 | 794671 | < 0.010 | < 0.000146 | | |
| RLG-13-06 | 203 | 204 | 794672 | | 1 | 794672 | < 0.010 | < 0.000146 | | |
| RLG-13-06 | 204 | 205 | 794673 | | 1 | 794673 | < 0.010 | < 0.000146 | | |
| RLG-13-06 | 205 | 206 | 794674 | | 1 | 794674 | < 0.010 | < 0.000146 | | |
| RLG-13-06 | 206 | 207 | 794675 | | 1 | 794675 | < 0.010 | < 0.000146 | | |
| RLG-13-06 | 207 | 208 | 794676 | | 1 | 794676 | < 0.010 | < 0.000146 | | |
| RLG-13-06 | 208 | 209 | 794677 | | 1 | 794677 | < 0.010 | < 0.000146 | | |
| RLG-13-06 | 209 | 210 | 794678 | | 1 | 794678 | 0.012 | 0.000 | | |
| RLG-13-06 | 210 | 211 | 794679 | | 1 | 794679 | < 0.010 | 0.000 | | |
| RLG-13-06 | 211 | 212 | 794680 | | 1 | 794680 | 0.049 | 0.001 | | |
| RLG-13-06 | 212 | 212.9 | 794681 | | 0.9 | 794681 | 0.191 | 0.006 | | |
| RLG-13-06 | 212.9 | 214 | 794682 | | 1.1 | 794682 | 3.911 | 0.114 | | |
| RLG-13-06 | 214 | 215 | 794683 | | 1 | 794683 | 0.025 | 0.001 | | |
| RLG-13-06 | 215 | 216 | 794685 | | 1 | 794685 | 0.031 | 0.001 | | |
| RLG-13-06 | 216 | 216.8 | 794686 | | 0.8 | 794686 | 0.048 | 0.001 | | |
| RLG-13-06 | 216.8 | 218 | 794687 | | 1.2 | 794687 | 0.032 | 0.001 | | |
| RLG-13-06 | 218 | 219 | 794688 | | 1 | 794688 | 0.038 | 0.001 | | |
| RLG-13-06 | 219 | 220 | 794689 | | 1 | 794689 | 0.013 | 0.000 | | |
| RLG-13-06 | 220 | 221 | 794690 | | 1 | 794690 | 0.014 | 0.000 | | |
| RLG-13-06 | 221 | 222 | 794691 | | 1 | 794691 | 0.029 | 0.001 | | |
| RLG-13-06 | 222 | 223 | 794692 | | 1 | 794692 | < 0.010 | 0.000 | | |
| RLG-13-06 | 223 | 224 | 794693 | | 1 | 794693 | < 0.010 | < 0.000146 | | |
| RLG-13-06 | 224 | 225 | 794694 | | 1 | 794694 | 0.031 | 0.001 | | |
| RLG-13-06 | 225 | 226 | 794695 | | 1 | 794695 | < 0.010 | 0.000 | | |
| RLG-13-06 | 226 | 227 | 794696 | | 1 | 794696 | 0.024 | 0.001 | | |
| RLG-13-06 | 227 | 228 | 794697 | | 1 | 794697 | 0.01 | 0.000 | | |
| RLG-13-06 | 228 | 229 | 794698 | | 1 | 794698 | 0.023 | 0.001 | | |
| RLG-13-06 | 229 | 230 | 794699 | | 1 | 794699 | < 0.010 | 0.000 | | |
| RLG-13-06 | 229 | 230 | 794700 | Duplicate | 1 | 794700 | < 0.010 | < 0.000146 | | |
| RLG-13-06 | 230 | 231 | 794701 | | 1 | 794701 | 0.06 | 0.002 | | |
| RLG-13-06 | 231 | 232 | 794702 | | 1 | 794702 | 0.151 | 0.004 | | |
| RLG-13-06 | 232 | 233 | 794703 | | 1 | 794703 | 0.077 | 0.002 | | |
| RLG-13-06 | 233 | 234 | 794704 | | 1 | 794704 | 9.32 | > 0.146000 | 9.32 | 0.272 |
| RLG-13-06 | 234 | 235 | 794705 | | 1 | 794705 | 0.016 | 0.000 | | |
| RLG-13-06 | 235 | 236 | 794706 | | 1 | 794706 | 0.026 | 0.001 | | |

| Hole # | from | to | sample # | sample type | width (m) | sample # | FA-AA | FA-AA | Au-GRA-gpt | Au-GRA-opt |
|---|---|---|---|---|---|---|---|---|---|---|
| RLG-13-06 | 236 | 237 | 794707 | | 1 | 794707 | 0.011 | 0.000 | | |
| RLG-13-06 | 237 | 238 | 794708 | | 1 | 794708 | 0.014 | 0.000 | | |
| RLG-13-06 | 238 | 239 | 794709 | | 1 | 794709 | 0.028 | 0.001 | | |
| RLG-13-06 | 239 | 240 | 794710 | | 1 | 794710 | 0.055 | 0.002 | | |
| RLG-13-06 | 240 | 241 | 794711 | | 1 | 794711 | 0.031 | 0.001 | | |
| RLG-13-06 | 241 | 242 | 794712 | | 1 | 794712 | 0.016 | 0.000 | | |
| RLG-13-06 | 242 | 243 | 794713 | | 1 | 794713 | < 0.010 | < 0.000146 | | |
| RLG-13-06 | 243 | 244 | 794714 | | 1 | 794714 | < 0.010 | < 0.000146 | | |
| RLG-13-06 | 244 | 245 | 794715 | | 1 | 794715 | < 0.010 | < 0.000146 | | |
| RLG-13-06 | 245 | 246 | 794716 | | 1 | 794716 | < 0.010 | < 0.000146 | | |
| RLG-13-06 | 246 | 247 | 794718 | | 1 | 794718 | 0.014 | 0.000 | | |
| RLG-13-06 | 247 | 248 | 794719 | | 1 | 794719 | 0.012 | 0.000 | | |
| RLG-13-06 | 248 | 249 | 794720 | | 1 | 794720 | < 0.010 | < 0.000146 | | |
| RLG-13-06 | 249 | 250 | 794721 | | 1 | 794721 | < 0.010 | < 0.000146 | | |
| RLG-13-06 | 250 | 251 | 794722 | | 1 | 794722 | < 0.010 | 0.000 | | |
| RLG-13-06 | 251 | 252 | 794723 | | 1 | 794723 | 0.01 | 0.000 | | |
| RLG-13-06 | 252 | 253 | 794724 | | 1 | 794724 | 0.069 | 0.002 | | |
| RLG-13-06 | 253 | 254 | 794725 | | 1 | 794725 | 0.119 | 0.003 | | |
| RLG-13-06 | 254 | 255 | 794726 | | 1 | 794726 | < 0.010 | < 0.000146 | | |
| RLG-13-06 | 255 | 256 | 794727 | | 1 | 794727 | < 0.010 | 0.000 | | |
| RLG-13-06 | 256 | 257 | 794728 | | 1 | 794728 | < 0.010 | < 0.000146 | | |
| RLG-13-06 | 257 | 258 | 794729 | | 1 | 794729 | < 0.010 | 0.000 | | |
| RLG-13-06 | 258 | 259 | 794730 | | 1 | 794730 | < 0.010 | < 0.000146 | | |
| RLG-13-06 | 259 | 260 | 794731 | | 1 | 794731 | < 0.010 | 0.000 | | |
| RLG-13-06 | 260 | 261 | 794732 | | 1 | 794732 | < 0.010 | 0.000 | | |
| RLG-13-06 | 261 | 262 | 794733 | | 1 | 794733 | < 0.010 | < 0.000146 | | |
| RLG-13-06 | 262 | 263 | 794735 | | 1 | 794735 | 0.018 | 0.001 | | |
| RLG-13-06 | 263 | 264 | 794736 | | 1 | 794736 | 0.109 | 0.003 | | |
| RLG-13-06 | 264 | 265 | 794737 | | 1 | 794737 | 0.015 | 0.000 | | |
| RLG-13-06 | 265 | 266 | 794738 | | 1 | 794738 | 0.018 | 0.001 | | |
| RLG-13-06 | 266 | 267 | 794739 | | 1 | 794739 | 0.034 | 0.001 | | |
| RLG-13-06 | 267 | 268 | 794740 | | 1 | 794740 | 0.059 | 0.002 | | |
| RLG-13-06 | 268 | 269 | 794741 | | 1 | 794741 | 0.026 | 0.001 | | |
| RLG-13-06 | 269 | 270 | 794742 | | 1 | 794742 | 0.011 | 0.000 | | |
| RLG-13-06 | 270 | 271 | 794743 | | 1 | 794743 | 0.02 | 0.001 | | |
| RLG-13-06 | 271 | 272 | 794744 | | 1 | 794744 | 0.029 | 0.001 | | |
| RLG-13-06 | 272 | 273 | 794745 | | 1 | 794745 | < 0.010 | 0.000 | | |
| RLG-13-06 | 273 | 274 | 794746 | | 1 | 794746 | < 0.010 | 0.000 | | |
| RLG-13-06 | 274 | 275 | 794747 | | 1 | 794747 | < 0.010 | 0.000 | | |
| RLG-13-06 | 275 | 276 | 794748 | | 1 | 794748 | 0.05 | 0.001 | | |
| RLG-13-06 | 276 | 277 | 794749 | | 1 | 794749 | < 0.010 | 0.000 | | |
| RLG-13-06 | 276 | 277 | 794750 | Duplicate | 1 | 794750 | < 0.010 | 0.000 | | |
| RLG-13-06 | 277 | 278 | 794751 | | 1 | 794751 | < 0.010 | 0.000 | | |
| RLG-13-06 | 278 | 279 | 794752 | | 1 | 794752 | < 0.010 | 0.000 | | |
| RLG-13-06 | 279 | 280 | 794753 | | 1 | 794753 | < 0.010 | 0.000 | | |
| RLG-13-06 | 280 | 281 | 794754 | | 1 | 794754 | < 0.010 | 0.000 | | |
| RLG-13-06 | 281 | 282 | 794755 | | 1 | 794755 | < 0.010 | 0.000 | | |
| RLG-13-06 | 282 | 283 | 794756 | | 1 | 794756 | < 0.010 | 0.000 | | |
| RLG-13-06 | 283 | 284 | 794757 | | 1 | 794757 | < 0.010 | 0.000 | | |
| RLG-13-06 | 284 | 285 | 794758 | | 1 | 794758 | < 0.010 | 0.000 | | |
| RLG-13-06 | 285 | 286 | 794759 | | 1 | 794759 | 0.023 | 0.001 | | |
| RLG-13-06 | 286 | 287 | 794760 | | 1 | 794760 | 0.072 | 0.002 | | |
| RLG-13-06 | 287 | 288 | 794761 | | 1 | 794761 | < 0.010 | < 0.000146 | | |
| RLG-13-06 | 288 | 289 | 794762 | | 1 | 794762 | 0.029 | 0.001 | | |
| RLG-13-06 | 289 | 290 | 794763 | | 1 | 794763 | 0.013 | 0.000 | | |

| Hole # | from | to | sample # | sample type | width (m) | sample # | FA-AA | FA-AA | Au-GRA-gpt | Au-GRA-opt |
|---|---|---|---|---|---|---|---|---|---|---|
| RLG-13-06 | 290 | 291 | 794764 | | 1 | 794764 | < 0.010 | 0.000 | | |
| RLG-13-06 | 291 | 292 | 794765 | | 1 | 794765 | 0.024 | 0.001 | | |
| RLG-13-06 | 292 | 293 | 794766 | | 1 | 794766 | 0.022 | 0.001 | | |
| RLG-13-06 | 293 | 294 | 794768 | | 1 | 794768 | < 0.010 | 0.000 | | |
| RLG-13-06 | 294 | 295 | 794769 | | 1 | 794769 | < 0.010 | < 0.000146 | | |
| RLG-13-06 | 295 | 296 | 794770 | | 1 | 794770 | 0.021 | 0.001 | | |
| RLG-13-06 | 296 | 297 | 794771 | | 1 | 794771 | < 0.010 | 0.000 | | |
| RLG-13-06 | 297 | 298 | 794772 | | 1 | 794772 | 0.016 | 0.000 | | |
| RLG-13-06 | 298 | 299 | 794773 | | 1 | 794773 | 0.045 | 0.001 | | |
| RLG-13-06 | 299 | 300 | 794774 | | 1 | 794774 | < 0.010 | 0.000 | | |
| RLG-13-06 | 300 | 300.6 | 794775 | | 0.6 | 794775 | < 0.010 | 0.000 | | |
| RLG-13-06 | 300.6 | 302 | 794776 | | 1.4 | 794776 | < 0.010 | 0.000 | | |
| RLG-13-06 | 302 | 303 | 794777 | | 1 | 794777 | 0.02 | 0.001 | | |
| RLG-13-06 | 303 | 304 | 794778 | | 1 | 794778 | 0.439 | 0.013 | | |
| RLG-13-06 | 304 | 305 | 794779 | | 1 | 794779 | 0.111 | 0.003 | | |
| RLG-13-06 | 305 | 306 | 794780 | | 1 | 794780 | < 0.010 | 0.000 | | |
| RLG-13-06 | 306 | 307 | 794781 | | 1 | 794781 | 0.019 | 0.001 | | |
| RLG-13-06 | 307 | 308 | 794782 | | 1 | 794782 | 0.013 | 0.000 | | |
| RLG-13-06 | 308 | 309 | 794783 | | 1 | 794783 | 0.035 | 0.001 | | |
| RLG-13-06 | 309 | 310 | 794785 | | 1 | 794785 | 0.038 | 0.001 | | |
| RLG-13-06 | 310 | 311 | 794786 | | 1 | 794786 | 0.2 | 0.006 | | |
| RLG-13-06 | 311 | 312 | 794787 | | 1 | 794787 | 0.058 | 0.002 | | |
| RLG-13-06 | 312 | 313 | 794788 | | 1 | 794788 | 0.046 | 0.001 | | |
| RLG-13-06 | 313 | 314 | 794789 | | 1 | 794789 | 0.014 | 0.000 | | |
| RLG-13-06 | 314 | 315 | 794790 | | 1 | 794790 | 0.024 | 0.001 | | |
| RLG-13-06 | 315 | 316 | 794791 | | 1 | 794791 | 0.027 | 0.001 | | |
| RLG-13-06 | 316 | 317 | 794792 | | 1 | 794792 | 0.112 | 0.003 | | |
| RLG-13-06 | 317 | 318 | 794793 | | 1 | 794793 | < 0.010 | 0.000 | | |
| RLG-13-06 | 318 | 319 | 794794 | | 1 | 794794 | 0.021 | 0.001 | | |
| RLG-13-06 | 319 | 320 | 794795 | | 1 | 794795 | 0.011 | 0.000 | | |
| RLG-13-06 | 320 | 321 | 794796 | | 1 | 794796 | 0.039 | 0.001 | | |
| RLG-13-06 | 321 | 322 | 794797 | | 1 | 794797 | 0.128 | 0.004 | | |
| RLG-13-06 | 322 | 323 | 794798 | | 1 | 794798 | 0.197 | 0.006 | | |
| RLG-13-06 | 323 | 324 | 794799 | | 1 | 794799 | 0.017 | 0.000 | | |
| RLG-13-06 | 323 | 324 | 794800 | Duplicate | 1 | 794800 | 0.012 | 0.000 | | |
| RLG-13-06 | 324 | 325 | 794801 | | 1 | 794801 | 0.032 | 0.001 | | |
| RLG-13-06 | 325 | 326 | 794802 | | 1 | 794802 | < 0.010 | 0.000 | | |
| RLG-13-06 | 326 | 327 | 794803 | | 1 | 794803 | < 0.010 | < 0.000146 | | |
| RLG-13-06 | 327 | 328 | 794804 | | 1 | 794804 | < 0.010 | 0.000 | | |
| RLG-13-06 | 328 | 329 | 794805 | | 1 | 794805 | 0.025 | 0.001 | | |
| RLG-13-06 | 329 | 330 | 794806 | | 1 | 794806 | 0.035 | 0.001 | | |
| RLG-13-06 | 330 | 331 | 794807 | | 1 | 794807 | < 0.010 | < 0.000146 | | |
| RLG-13-06 | 331 | 332 | 794808 | | 1 | 794808 | 0.015 | 0.000 | | |
| RLG-13-06 | 332 | 333 | 794809 | | 1 | 794809 | 0.019 | 0.001 | | |
| RLG-13-06 | 333 | 334.3 | 794810 | | 1.3 | 794810 | < 0.010 | < 0.000146 | | |
| RLG-13-06 | 334.3 | 335 | 794811 | | 0.7 | 794811 | 0.031 | 0.001 | | |
| RLG-13-06 | 335 | 336 | 794812 | | 1 | 794812 | < 0.010 | 0.000 | | |
| RLG-13-06 | 336 | 337 | 794813 | | 1 | 794813 | < 0.010 | < 0.000146 | | |
| RLG-13-06 | 337 | 338 | 794814 | | 1 | 794814 | < 0.010 | < 0.000146 | | |
| RLG-13-06 | 338 | 339 | 794815 | | 1 | 794815 | < 0.010 | < 0.000146 | | |
| RLG-13-06 | 339 | 340 | 794816 | | 1 | 794816 | < 0.010 | < 0.000146 | | |
| RLG-13-06 | 340 | 341 | 794818 | | 1 | 794818 | < 0.010 | 0.000 | | |
| RLG-13-06 | 341 | 342 | 794819 | | 1 | 794819 | < 0.010 | < 0.000146 | | |
| RLG-13-06 | 342 | 343 | 794820 | | 1 | 794820 | < 0.010 | < 0.000146 | | |
| RLG-13-06 | 343 | 344 | 794821 | | 1 | 794821 | < 0.010 | < 0.000146 | | |

West Red Lake Gold 2013 Assay Table

| Hole # | from | to | sample # | sample type | width (m) | sample # | FA-AA | FA-AA | Au-GRA-gpt | Au-GRA-opt |
|---|---|---|---|---|---|---|---|---|---|---|
| RLG-13-06 | 344 | 345 | 794822 | | 1 | 794822 | 0.012 | 0.000 | | |
| RLG-13-06 | 345 | 346 | 794823 | | 1 | 794823 | 0.016 | 0.000 | | |
| RLG-13-06 | 346 | 347 | 794824 | | 1 | 794824 | < 0.010 | < 0.000146 | | |
| RLG-13-06 | 347 | 348 | 794825 | | 1 | 794825 | < 0.010 | < 0.000146 | | |
| RLG-13-06 | 348 | 349 | 794826 | | 1 | 794826 | < 0.010 | < 0.000146 | | |
| RLG-13-06 | 349 | 350 | 794827 | | 1 | 794827 | 0.023 | 0.001 | | |
| RLG-13-06 | 350 | 350.8 | 794828 | | 0.8 | 794828 | < 0.010 | < 0.000146 | | |
| RLG-13-06 | 350.8 | 352 | 794829 | | 1.2 | 794829 | < 0.010 | < 0.000146 | | |
| RLG-13-06 | 352 | 353 | 794830 | | 1 | 794830 | < 0.010 | < 0.000146 | | |
| RLG-13-06 | 353 | 354 | 794831 | | 1 | 794831 | < 0.010 | < 0.000146 | | |
| RLG-13-06 | 354 | 355 | 794832 | | 1 | 794832 | 0.022 | 0.001 | | |
| RLG-13-06 | 355 | 356 | 794833 | | 1 | 794833 | 0.012 | 0.000 | | |
| RLG-13-06 | 356 | 357 | 794835 | | 1 | 794835 | < 0.010 | < 0.000146 | | |
| RLG-13-06 | 357 | 358 | 794836 | | 1 | 794836 | < 0.010 | 0.000 | | |
| RLG-13-06 | 358 | 359 | 794837 | | 1 | 794837 | 0.012 | 0.000 | | |
| RLG-13-06 | 359 | 360 | 794838 | | 1 | 794838 | < 0.010 | < 0.000146 | | |
| RLG-13-06 | 360 | 361 | 794839 | | 1 | 794839 | < 0.010 | 0.000 | | |
| RLG-13-06 | 361 | 362 | 794840 | | 1 | 794840 | < 0.010 | < 0.000146 | | |
| RLG-13-06 | 362 | 363 | 794841 | | 1 | 794841 | < 0.010 | 0.000 | | |
| RLG-13-06 | 363 | 364 | 794842 | | 1 | 794842 | < 0.010 | < 0.000146 | | |
| RLG-13-06 | 364 | 365 | 794843 | | 1 | 794843 | < 0.010 | < 0.000146 | | |
| RLG-13-06 | 365 | 366 | 794844 | | 1 | 794844 | < 0.010 | < 0.000146 | | |
| RLG-13-06 | 366 | 367 | 794845 | | 1 | 794845 | < 0.010 | < 0.000146 | | |
| RLG-13-06 | 367 | 368 | 794846 | | 1 | 794846 | < 0.010 | < 0.000146 | | |
| RLG-13-06 | 368 | 369 | 794847 | | 1 | 794847 | < 0.010 | < 0.000146 | | |
| RLG-13-06 | 369 | 370 | 794848 | | 1 | 794848 | < 0.010 | < 0.000146 | | |
| RLG-13-06 | 370 | 371 | 794849 | | 1 | 794849 | < 0.010 | < 0.000146 | | |
| RLG-13-06 | 370 | 371 | 794850 | Duplicate | 1 | 794850 | < 0.010 | < 0.000146 | | |
| RLG-13-06 | 371 | 372 | 794851 | | 1 | 794851 | < 0.010 | < 0.000146 | | |
| RLG-13-06 | 372 | 373 | 794852 | | 1 | 794852 | < 0.010 | < 0.000146 | | |
| RLG-13-06 | 373 | 374 | 794853 | | 1 | 794853 | 0.014 | 0.000 | | |
| RLG-13-06 | 374 | 375 | 794854 | | 1 | 794854 | < 0.010 | < 0.000146 | | |
| RLG-13-06 | 375 | 376 | 794855 | | 1 | 794855 | < 0.010 | < 0.000146 | | |
| RLG-13-06 | 376 | 377 | 794856 | | 1 | 794856 | < 0.010 | < 0.000146 | | |
| RLG-13-06 | 377 | 378 | 794857 | | 1 | 794857 | < 0.010 | 0.000 | | |
| RLG-13-06 | 378 | 379 | 794858 | | 1 | 794858 | < 0.010 | < 0.000146 | | |
| RLG-13-06 | 379 | 380 | 794859 | | 1 | 794859 | 0.011 | 0.000 | | |
| RLG-13-06 | 380 | 381 | 794860 | | 1 | 794860 | < 0.010 | 0.000 | | |
| RLG-13-06 | | | 794467 | Blank | 0 | 794467 | < 0.010 | < 0.000146 | | |
| RLG-13-06 | | | 794517 | Blank | 0 | 794517 | < 0.010 | < 0.000146 | | |
| RLG-13-06 | | | 794567 | Blank | 0 | 794567 | < 0.010 | < 0.000146 | | |
| RLG-13-06 | | | 794584 | Blank | 0 | 794584 | < 0.010 | < 0.000146 | | |
| RLG-13-06 | | | 794617 | Blank | 0 | 794617 | < 0.010 | < 0.000146 | | |
| RLG-13-06 | | | 794667 | Blank | 0 | 794667 | < 0.010 | < 0.000146 | | |
| RLG-13-06 | | | 794684 | Blank | 0 | 794684 | < 0.010 | < 0.000146 | | |
| RLG-13-06 | | | 794717 | Blank | 0 | 794717 | < 0.010 | < 0.000146 | | |
| RLG-13-06 | | | 794767 | Blank | 0 | 794767 | < 0.010 | < 0.000146 | | |
| RLG-13-06 | | | 794784 | Blank | 0 | 794784 | < 0.010 | < 0.000146 | | |
| RLG-13-06 | | | 794817 | Blank | 0 | 794817 | < 0.010 | < 0.000146 | | |
| RLG-13-06 | | | 794484 | Stand High | 0 | 794484 | 6.36 | > 0.146000 | 6.36 | 0.186 |
| RLG-13-06 | | | 794534 | Stand Low | 0 | 794534 | 2.025 | 0.059 | | |
| RLG-13-06 | | | 794734 | Stand Low | 0 | 794734 | 1.939 | 0.057 | | |
| RLG-13-06 | | | 794834 | Stand Low | 0 | 794834 | 1.904 | 0.056 | | |
| RLG-13-06 | | | 794634 | Stand Low | 0 | 794634 | 1.845 | 0.054 | | |
| RLG-13-06 | | | 794600 | Duplicate | 0 | 794600 | 0.012 | 0.000 | | |

West Red Lake Gold 2013 Assay Table

| Hole # | from | to | sample # | sample type | width (m) | sample # | FA-AA | FA-AA | Au-GRA-gpt | Au-GRA-opt |
|---|---|---|---|---|---|---|---|---|---|---|
| RLG-13-07 | 5.7 | 7 | 794861 | | 1.3 | 794861 | 0.024 | 0.001 | | |
| RLG-13-07 | 7 | 8 | 794862 | | 1 | 794862 | 0.072 | 0.002 | | |
| RLG-13-07 | 8 | 9 | 794863 | | 1 | 794863 | 0.052 | 0.002 | | |
| RLG-13-07 | 9 | 10 | 794864 | | 1 | 794864 | 0.136 | 0.004 | | |
| RLG-13-07 | 10 | 10.7 | 794865 | | 0.7 | 794865 | < 0.010 | 0.000 | | |
| RLG-13-07 | 10.7 | 12 | 794866 | | 1.3 | 794866 | 0.018 | 0.001 | | |
| RLG-13-07 | 12 | 13 | 794868 | | 1 | 794868 | 0.152 | 0.004 | | |
| RLG-13-07 | 13 | 14 | 794869 | | 1 | 794869 | 0.45 | 0.013 | | |
| RLG-13-07 | 14 | 14.5 | 794870 | | 0.5 | 794870 | 0.157 | 0.005 | | |
| RLG-13-07 | 14.5 | 15 | 794871 | | 0.5 | 794871 | 0.291 | 0.008 | | |
| RLG-13-07 | 15 | 16 | 794872 | | 1 | 794872 | 0.059 | 0.002 | | |
| RLG-13-07 | 16 | 17 | 794873 | | 1 | 794873 | 0.221 | 0.006 | | |
| RLG-13-07 | 17 | 18 | 794874 | | 1 | 794874 | 3.989 | 0.116 | | |
| RLG-13-07 | 18 | 19 | 794875 | | 1 | 794875 | 5.75 | > 0.146000 | 5.75 | 0.168 |
| RLG-13-07 | 19 | 20 | 794876 | | 1 | 794876 | 1.526 | 0.045 | | |
| RLG-13-07 | 20 | 21 | 794877 | | 1 | 794877 | 0.404 | 0.012 | | |
| RLG-13-07 | 21 | 22 | 794878 | | 1 | 794878 | 0.086 | 0.003 | | |
| RLG-13-07 | 22 | 23 | 794879 | | 1 | 794879 | 0.016 | 0.000 | | |
| RLG-13-07 | 23 | 24 | 794880 | | 1 | 794880 | 0.027 | 0.001 | | |
| RLG-13-07 | 24 | 25 | 794881 | | 1 | 794881 | 0.014 | 0.000 | | |
| RLG-13-07 | 25 | 26 | 794882 | | 1 | 794882 | 0.032 | 0.001 | | |
| RLG-13-07 | 26 | 27 | 794883 | | 1 | 794883 | 0.028 | 0.001 | | |
| RLG-13-07 | 27 | 28 | 794885 | | 1 | 794885 | 0.035 | 0.001 | | |
| RLG-13-07 | 28 | 29.3 | 794886 | | 1.3 | 794886 | 0.122 | 0.004 | | |
| RLG-13-07 | 29.3 | 29.9 | 794887 | | 0.6 | 794887 | 0.146 | 0.004 | | |
| RLG-13-07 | 29.9 | 31 | 794888 | | 1.1 | 794888 | < 0.010 | 0.000 | | |
| RLG-13-07 | 31 | 32 | 794889 | | 1 | 794889 | < 0.010 | < 0.000146 | | |
| RLG-13-07 | 32 | 33 | 794890 | | 1 | 794890 | 0.011 | 0.000 | | |
| RLG-13-07 | 33 | 34 | 794891 | | 1 | 794891 | 0.128 | 0.004 | | |
| RLG-13-07 | 34 | 35 | 794892 | | 1 | 794892 | 0.081 | 0.002 | | |
| RLG-13-07 | 35 | 36 | 794893 | | 1 | 794893 | < 0.010 | 0.000 | | |
| RLG-13-07 | 36 | 37 | 794894 | | 1 | 794894 | 0.014 | 0.000 | | |
| RLG-13-07 | 37 | 38 | 794895 | | 1 | 794895 | < 0.010 | 0.000 | | |
| RLG-13-07 | 38 | 39 | 794896 | | 1 | 794896 | < 0.010 | 0.000 | | |
| RLG-13-07 | 39 | 40 | 794897 | | 1 | 794897 | < 0.010 | < 0.000146 | | |
| RLG-13-07 | 40 | 41 | 794898 | | 1 | 794898 | 0.049 | 0.001 | | |
| RLG-13-07 | 41 | 42 | 794899 | | 1 | 794899 | 0.013 | 0.000 | | |
| RLG-13-07 | 42 | 43 | 794901 | | 1 | 794901 | < 0.010 | 0.000 | | |
| RLG-13-07 | 43 | 44 | 794902 | | 1 | 794902 | 0.016 | 0.000 | | |
| RLG-13-07 | 44 | 45 | 794903 | | 1 | 794903 | < 0.010 | 0.000 | | |
| RLG-13-07 | 45 | 46 | 794904 | | 1 | 794904 | < 0.010 | 0.000 | | |
| RLG-13-07 | 46 | 47 | 794905 | | 1 | 794905 | 0.047 | 0.001 | | |
| RLG-13-07 | 47 | 48 | 794906 | | 1 | 794906 | 0.04 | 0.001 | | |
| RLG-13-07 | 48 | 49 | 794907 | | 1 | 794907 | 0.027 | 0.001 | | |
| RLG-13-07 | 49 | 50 | 794908 | | 1 | 794908 | 0.046 | 0.001 | | |
| RLG-13-07 | 50 | 51 | 794909 | | 1 | 794909 | 0.041 | 0.001 | | |
| RLG-13-07 | 51 | 52 | 794910 | | 1 | 794910 | 0.226 | 0.007 | | |
| RLG-13-07 | 52 | 53 | 794911 | | 1 | 794911 | 0.206 | 0.006 | | |
| RLG-13-07 | 53 | 54 | 794912 | | 1 | 794912 | 0.034 | 0.001 | | |
| RLG-13-07 | 54 | 55 | 794913 | | 1 | 794913 | 0.03 | 0.001 | | |
| RLG-13-07 | 55 | 56 | 794914 | | 1 | 794914 | 0.026 | 0.001 | | |
| RLG-13-07 | 56 | 57 | 794915 | | 1 | 794915 | 0.158 | 0.005 | | |
| RLG-13-07 | 57 | 58 | 794916 | | 1 | 794916 | 0.043 | 0.001 | | |
| RLG-13-07 | 58 | 59 | 794918 | | 1 | 794918 | 0.043 | 0.001 | | |
| RLG-13-07 | 59 | 60 | 794919 | | 1 | 794919 | 0.053 | 0.002 | | |

| Hole # | from | to | sample # | sample type | width (m) | sample # | FA-AA | FA-AA | Au-GRA-gpt | Au-GRA-opt |
|---|---|---|---|---|---|---|---|---|---|---|
| RLG-13-07 | 60 | 61 | 794920 | | 1 | 794920 | 0.047 | 0.001 | | |
| RLG-13-07 | 61 | 62 | 794921 | | 1 | 794921 | 0.369 | 0.011 | | |
| RLG-13-07 | 62 | 63.3 | 794922 | | 1.3 | 794922 | 0.117 | 0.003 | | |
| RLG-13-07 | 63.3 | 64 | 794923 | | 0.7 | 794923 | < 0.010 | < 0.000146 | | |
| RLG-13-07 | 64 | 65 | 794924 | | 1 | 794924 | < 0.010 | < 0.000146 | | |
| RLG-13-07 | 65 | 66 | 794925 | | 1 | 794925 | < 0.010 | < 0.000146 | | |
| RLG-13-07 | 66 | 67 | 794926 | | 1 | 794926 | < 0.010 | < 0.000146 | | |
| RLG-13-07 | 67 | 68 | 794927 | | 1 | 794927 | < 0.010 | 0.000 | | |
| RLG-13-07 | 68 | 69 | 794928 | | 1 | 794928 | 0.027 | 0.001 | | |
| RLG-13-07 | 69 | 70 | 794929 | | 1 | 794929 | < 0.010 | 0.000 | | |
| RLG-13-07 | 70 | 71 | 794930 | | 1 | 794930 | < 0.010 | < 0.000146 | | |
| RLG-13-07 | 71 | 72 | 794931 | | 1 | 794931 | < 0.010 | < 0.000146 | | |
| RLG-13-07 | 72 | 73 | 794932 | | 1 | 794932 | < 0.010 | < 0.000146 | | |
| RLG-13-07 | 73 | 74.2 | 794933 | | 1.2 | 794933 | < 0.010 | < 0.000146 | | |
| RLG-13-07 | 74.2 | 75 | 794935 | | 0.8 | 794935 | < 0.010 | 0.000 | | |
| RLG-13-07 | 75 | 76 | 794936 | | 1 | 794936 | 0.126 | 0.004 | | |
| RLG-13-07 | 76 | 77 | 794937 | | 1 | 794937 | 0.556 | 0.016 | | |
| RLG-13-07 | 77 | 78 | 794938 | | 1 | 794938 | 0.046 | 0.001 | | |
| RLG-13-07 | 78 | 79 | 794939 | | 1 | 794939 | 0.155 | 0.005 | | |
| RLG-13-07 | 79 | 80.2 | 794940 | | 1.2 | 794940 | 0.06 | 0.002 | | |
| RLG-13-07 | 80.2 | 81 | 794941 | | 0.8 | 794941 | < 0.010 | 0.000 | | |
| RLG-13-07 | 81 | 82 | 794942 | | 1 | 794942 | 0.012 | 0.000 | | |
| RLG-13-07 | 82 | 83 | 794943 | | 1 | 794943 | < 0.010 | 0.000 | | |
| RLG-13-07 | 83 | 84 | 794944 | | 1 | 794944 | < 0.010 | < 0.000146 | | |
| RLG-13-07 | 84 | 85 | 794945 | | 1 | 794945 | < 0.010 | < 0.000146 | | |
| RLG-13-07 | 85 | 86 | 794946 | | 1 | 794946 | < 0.010 | < 0.000146 | | |
| RLG-13-07 | 86 | 86.8 | 794947 | | 0.8 | 794947 | 0.061 | 0.002 | | |
| RLG-13-07 | 86.8 | 88 | 794948 | | 1.2 | 794948 | 0.085 | 0.002 | | |
| RLG-13-07 | 88 | 89 | 794949 | | 1 | 794949 | 0.138 | 0.004 | | |
| RLG-13-07 | 88 | 89 | 794950 | Duplicate | 1 | 794950 | 0.084 | 0.002 | | |
| RLG-13-07 | 89 | 90 | 794951 | | 1 | 794951 | 0.426 | 0.012 | | |
| RLG-13-07 | 90 | 91 | 794952 | | 1 | 794952 | 0.373 | 0.011 | | |
| RLG-13-07 | 91 | 92 | 794953 | | 1 | 794953 | 0.036 | 0.001 | | |
| RLG-13-07 | 92 | 93 | 794954 | | 1 | 794954 | 0.075 | 0.002 | | |
| RLG-13-07 | 93 | 94 | 794955 | | 1 | 794955 | 0.051 | 0.001 | | |
| RLG-13-07 | 94 | 95 | 794956 | | 1 | 794956 | 0.166 | 0.005 | | |
| RLG-13-07 | 95 | 96 | 794957 | | 1 | 794957 | 0.013 | 0.000 | | |
| RLG-13-07 | 96 | 97 | 794958 | | 1 | 794958 | < 0.010 | < 0.000146 | | |
| RLG-13-07 | 97 | 98 | 794959 | | 1 | 794959 | < 0.010 | < 0.000146 | | |
| RLG-13-07 | 98 | 99 | 794960 | | 1 | 794960 | < 0.010 | < 0.000146 | | |
| RLG-13-07 | 99 | 100 | 794961 | | 1 | 794961 | < 0.010 | < 0.000146 | | |
| RLG-13-07 | 100 | 101 | 794962 | | 1 | 794962 | < 0.010 | < 0.000146 | | |
| RLG-13-07 | 101 | 102 | 794963 | | 1 | 794963 | < 0.010 | < 0.000146 | | |
| RLG-13-07 | 102 | 103 | 794964 | | 1 | 794964 | < 0.010 | < 0.000146 | | |
| RLG-13-07 | 103 | 104 | 794965 | | 1 | 794965 | < 0.010 | < 0.000146 | | |
| RLG-13-07 | 104 | 105 | 794966 | | 1 | 794966 | < 0.010 | < 0.000146 | | |
| RLG-13-07 | 105 | 106 | 794968 | | 1 | 794968 | < 0.010 | 0.000 | | |
| RLG-13-07 | 106 | 107 | 794969 | | 1 | 794969 | 0.02 | 0.001 | | |
| RLG-13-07 | 107 | 108 | 794970 | | 1 | 794970 | 0.022 | 0.001 | | |
| RLG-13-07 | 108 | 109 | 794971 | | 1 | 794971 | 0.041 | 0.001 | | |
| RLG-13-07 | 109 | 110 | 794972 | | 1 | 794972 | 0.057 | 0.002 | | |
| RLG-13-07 | 110 | 111 | 794973 | | 1 | 794973 | 0.037 | 0.001 | | |
| RLG-13-07 | 111 | 112 | 794974 | | 1 | 794974 | < 0.010 | < 0.000146 | | |
| RLG-13-07 | 112 | 113 | 794975 | | 1 | 794975 | < 0.010 | < 0.000146 | | |
| RLG-13-07 | 113 | 114 | 794976 | | 1 | 794976 | 0.029 | 0.001 | | |

| Hole # | from | to | sample # | sample type | width (m) | sample # | FA-AA | FA-AA | Au-GRA-gpt | Au-GRA-opt |
|---|---|---|---|---|---|---|---|---|---|---|
| RLG-13-07 | 114 | 115 | 794977 | | 1 | 794977 | < 0.010 | < 0.000146 | | |
| RLG-13-07 | 115 | 116 | 794978 | | 1 | 794978 | < 0.010 | < 0.000146 | | |
| RLG-13-07 | 116 | 117.4 | 794979 | | 1.4 | 794979 | < 0.010 | < 0.000146 | | |
| RLG-13-07 | 117.4 | 118 | 794980 | | 0.6 | 794980 | 0.016 | 0.000 | | |
| RLG-13-07 | 118 | 119 | 794981 | | 1 | 794981 | 0.016 | 0.000 | | |
| RLG-13-07 | 119 | 119.4 | 794982 | | 0.4 | 794982 | 0.012 | 0.000 | | |
| RLG-13-07 | 119.4 | 121 | 794983 | | 1.6 | 794983 | < 0.010 | < 0.000146 | | |
| RLG-13-07 | 121 | 122 | 794985 | | 1 | 794985 | < 0.010 | < 0.000146 | | |
| RLG-13-07 | 122 | 123 | 794986 | | 1 | 794986 | < 0.010 | < 0.000146 | | |
| RLG-13-07 | 123 | 124 | 794987 | | 1 | 794987 | < 0.010 | < 0.000146 | | |
| RLG-13-07 | 124 | 125 | 794988 | | 1 | 794988 | < 0.010 | < 0.000146 | | |
| RLG-13-07 | 125 | 126 | 794989 | | 1 | 794989 | < 0.010 | < 0.000146 | | |
| RLG-13-07 | 126 | 127 | 794990 | | 1 | 794990 | < 0.010 | < 0.000146 | | |
| RLG-13-07 | 127 | 128 | 794991 | | 1 | 794991 | < 0.010 | < 0.000146 | | |
| RLG-13-07 | 128 | 129 | 794992 | | 1 | 794992 | < 0.010 | < 0.000146 | | |
| RLG-13-07 | 129 | 130 | 794993 | | 1 | 794993 | < 0.010 | < 0.000146 | | |
| RLG-13-07 | 130 | 131 | 794994 | | 1 | 794994 | < 0.010 | < 0.000146 | | |
| RLG-13-07 | 131 | 132 | 794995 | | 1 | 794995 | < 0.010 | < 0.000146 | | |
| RLG-13-07 | 132 | 133 | 794996 | | 1 | 794996 | < 0.010 | 0.000 | | |
| RLG-13-07 | 133 | 133.9 | 794997 | | 0.9 | 794997 | < 0.010 | < 0.000146 | | |
| RLG-13-07 | 133.9 | 135 | 794998 | | 1.1 | 794998 | 0.025 | 0.001 | | |
| RLG-13-07 | 135 | 136 | 794999 | | 1 | 794999 | 0.031 | 0.001 | | |
| RLG-13-07 | 135 | 136 | 795000 | Duplicate | 1 | 795000 | 0.031 | 0.001 | | |
| RLG-13-07 | 136 | 137 | 795001 | | 1 | 795001 | < 0.010 | < 0.000146 | | |
| RLG-13-07 | 137 | 138 | 795002 | | 1 | 795002 | < 0.010 | < 0.000146 | | |
| RLG-13-07 | 138 | 139 | 795003 | | 1 | 795003 | < 0.010 | 0.000 | | |
| RLG-13-07 | 139 | 140 | 795004 | | 1 | 795004 | 0.024 | 0.001 | | |
| RLG-13-07 | 140 | 141 | 795005 | | 1 | 795005 | 0.268 | 0.008 | | |
| RLG-13-07 | 141 | 142 | 795006 | | 1 | 795006 | 0.014 | 0.000 | | |
| RLG-13-07 | 142 | 143 | 795007 | | 1 | 795007 | 0.03 | 0.001 | | |
| RLG-13-07 | 143 | 144 | 795008 | | 1 | 795008 | 0.014 | 0.000 | | |
| RLG-13-07 | 144 | 145 | 795009 | | 1 | 795009 | < 0.010 | < 0.000146 | | |
| RLG-13-07 | 145 | 146 | 795010 | | 1 | 795010 | < 0.010 | < 0.000146 | | |
| RLG-13-07 | 146 | 147 | 795011 | | 1 | 795011 | < 0.010 | 0.000 | | |
| RLG-13-07 | 147 | 148 | 795012 | | 1 | 795012 | < 0.010 | 0.000 | | |
| RLG-13-07 | 148 | 149 | 795013 | | 1 | 795013 | 0.024 | 0.001 | | |
| RLG-13-07 | 149 | 150 | 795014 | | 1 | 795014 | < 0.010 | < 0.000146 | | |
| RLG-13-07 | 150 | 151 | 795015 | | 1 | 795015 | < 0.010 | < 0.000146 | | |
| RLG-13-07 | 151 | 152 | 795016 | | 1 | 795016 | 0.022 | 0.001 | | |
| RLG-13-07 | 152 | 153 | 795018 | | 1 | 795018 | 0.013 | 0.000 | | |
| RLG-13-07 | 153 | 154 | 795019 | | 1 | 795019 | < 0.010 | 0.000 | | |
| RLG-13-07 | 154 | 155 | 795020 | | 1 | 795020 | 0.019 | 0.001 | | |
| RLG-13-07 | 155 | 156 | 795021 | | 1 | 795021 | 0.023 | 0.001 | | |
| RLG-13-07 | 156 | 157 | 795022 | | 1 | 795022 | < 0.010 | < 0.000146 | | |
| RLG-13-07 | 157 | 158 | 795023 | | 1 | 795023 | < 0.010 | < 0.000146 | | |
| RLG-13-07 | 158 | 159 | 795024 | | 1 | 795024 | 0.012 | 0.000 | | |
| RLG-13-07 | 159 | 160 | 795025 | | 1 | 795025 | < 0.010 | < 0.000146 | | |
| RLG-13-07 | 160 | 161 | 795026 | | 1 | 795026 | < 0.010 | 0.000 | | |
| RLG-13-07 | 161 | 162 | 795027 | | 1 | 795027 | < 0.010 | 0.000 | | |
| RLG-13-07 | 162 | 163 | 795028 | | 1 | 795028 | 0.118 | 0.003 | | |
| RLG-13-07 | 163 | 164 | 795029 | | 1 | 795029 | < 0.010 | < 0.000146 | | |
| RLG-13-07 | 164 | 165 | 795030 | | 1 | 795030 | < 0.010 | < 0.000146 | | |
| RLG-13-07 | 165 | 166 | 795031 | | 1 | 795031 | 0.038 | 0.001 | | |
| RLG-13-07 | 166 | 167 | 795032 | | 1 | 795032 | < 0.010 | 0.000 | | |
| RLG-13-07 | 167 | 168 | 795033 | | 1 | 795033 | < 0.010 | < 0.000146 | | |

| Hole # | from | to | sample # | sample type | width (m) | sample # | FA-AA | FA-AA | Au-GRA-gpt | Au-GRA-opt |
|---|---|---|---|---|---|---|---|---|---|---|
| RLG-13-07 | 168 | 169 | 795035 | | 1 | 795035 | 0.185 | 0.005 | | |
| RLG-13-07 | 169 | 170 | 795036 | | 1 | 795036 | 0.013 | 0.000 | | |
| RLG-13-07 | 170 | 171 | 795037 | | 1 | 795037 | 0.024 | 0.001 | | |
| RLG-13-07 | 171 | 172 | 795038 | | 1 | 795038 | < 0.010 | < 0.000146 | | |
| RLG-13-07 | 172 | 173 | 795039 | | 1 | 795039 | 0.015 | 0.000 | | |
| RLG-13-07 | 173 | 174 | 795040 | | 1 | 795040 | < 0.010 | < 0.000146 | | |
| RLG-13-07 | 174 | 175 | 795041 | | 1 | 795041 | < 0.010 | < 0.000146 | | |
| RLG-13-07 | 175 | 176 | 795042 | | 1 | 795042 | < 0.010 | 0.000 | | |
| RLG-13-07 | 176 | 177 | 795043 | | 1 | 795043 | < 0.010 | 0.000 | | |
| RLG-13-07 | 177 | 178 | 795044 | | 1 | 795044 | 0.013 | 0.000 | | |
| RLG-13-07 | 178 | 179 | 795045 | | 1 | 795045 | 0.028 | 0.001 | | |
| RLG-13-07 | 179 | 180 | 795046 | | 1 | 795046 | < 0.010 | 0.000 | | |
| RLG-13-07 | 180 | 181 | 795047 | | 1 | 795047 | 0.018 | 0.001 | | |
| RLG-13-07 | 181 | 182 | 795048 | | 1 | 795048 | 0.019 | 0.001 | | |
| RLG-13-07 | 182 | 183 | 795049 | | 1 | 795049 | 0.019 | 0.001 | | |
| RLG-13-07 | 182 | 183 | 795050 | Duplicate | 1 | 795050 | 0.016 | 0.000 | | |
| RLG-13-07 | 183 | 184 | 795051 | | 1 | 795051 | 0.145 | 0.004 | | |
| RLG-13-07 | 184 | 185 | 795052 | | 1 | 795052 | 0.014 | 0.000 | | |
| RLG-13-07 | 185 | 186 | 795053 | | 1 | 795053 | < 0.010 | 0.000 | | |
| RLG-13-07 | 186 | 187 | 795054 | | 1 | 795054 | 0.027 | 0.001 | | |
| RLG-13-07 | 187 | 188 | 795055 | | 1 | 795055 | 0.058 | 0.002 | | |
| RLG-13-07 | 188 | 189 | 795056 | | 1 | 795056 | 0.026 | 0.001 | | |
| RLG-13-07 | 189 | 190 | 795057 | | 1 | 795057 | < 0.010 | 0.000 | | |
| RLG-13-07 | 190 | 191 | 795058 | | 1 | 795058 | 0.011 | 0.000 | | |
| RLG-13-07 | 191 | 192 | 795059 | | 1 | 795059 | < 0.010 | 0.000 | | |
| RLG-13-07 | 192 | 193 | 795060 | | 1 | 795060 | < 0.010 | < 0.000146 | | |
| RLG-13-07 | 193 | 194 | 795061 | | 1 | 795061 | < 0.010 | < 0.000146 | | |
| RLG-13-07 | 194 | 195 | 795062 | | 1 | 795062 | < 0.010 | < 0.000146 | | |
| RLG-13-07 | 195 | 196 | 795063 | | 1 | 795063 | 0.01 | 0.000 | | |
| RLG-13-07 | 196 | 197 | 795064 | | 1 | 795064 | 0.018 | 0.001 | | |
| RLG-13-07 | 197 | 198 | 795065 | | 1 | 795065 | 0.054 | 0.002 | | |
| RLG-13-07 | 198 | 199 | 795066 | | 1 | 795066 | 0.034 | 0.001 | | |
| RLG-13-07 | 199 | 200 | 795068 | | 1 | 795068 | < 0.010 | < 0.000146 | | |
| RLG-13-07 | 200 | 201 | 795069 | | 1 | 795069 | < 0.010 | < 0.000146 | | |
| RLG-13-07 | 201 | 202 | 795070 | | 1 | 795070 | < 0.010 | 0.000 | | |
| RLG-13-07 | 202 | 203 | 795071 | | 1 | 795071 | 0.015 | 0.000 | | |
| RLG-13-07 | 203 | 204 | 795072 | | 1 | 795072 | < 0.010 | < 0.000146 | | |
| RLG-13-07 | 204 | 205 | 795073 | | 1 | 795073 | < 0.010 | < 0.000146 | | |
| RLG-13-07 | 205 | 206 | 795074 | | 1 | 795074 | < 0.010 | < 0.000146 | | |
| RLG-13-07 | 206 | 207 | 795075 | | 1 | 795075 | < 0.010 | < 0.000146 | | |
| RLG-13-07 | 207 | 208 | 795076 | | 1 | 795076 | < 0.010 | < 0.000146 | | |
| RLG-13-07 | 208 | 209 | 795077 | | 1 | 795077 | < 0.010 | < 0.000146 | | |
| RLG-13-07 | 209 | 210 | 795078 | | 1 | 795078 | < 0.010 | < 0.000146 | | |
| RLG-13-07 | 210 | 211 | 795079 | | 1 | 795079 | < 0.010 | 0.000 | | |
| RLG-13-07 | 211 | 212 | 795080 | | 1 | 795080 | < 0.010 | 0.000 | | |
| RLG-13-07 | 212 | 213 | 795081 | | 1 | 795081 | < 0.010 | < 0.000146 | | |
| RLG-13-07 | 213 | 214 | 795082 | | 1 | 795082 | < 0.010 | < 0.000146 | | |
| RLG-13-07 | 214 | 215 | 795083 | | 1 | 795083 | < 0.010 | < 0.000146 | | |
| RLG-13-07 | 215 | 215.5 | 795085 | | 0.5 | 795085 | < 0.010 | < 0.000146 | | |
| RLG-13-07 | 215.5 | 217 | 795086 | | 1.5 | 795086 | < 0.010 | < 0.000146 | | |
| RLG-13-07 | 217 | 218 | 795087 | | 1 | 795087 | < 0.010 | < 0.000146 | | |
| RLG-13-07 | 218 | 218.6 | 795088 | | 0.6 | 795088 | < 0.010 | < 0.000146 | | |
| RLG-13-07 | 218.6 | 220 | 795089 | | 1.4 | 795089 | 0.011 | 0.000 | | |
| RLG-13-07 | 220 | 221 | 795090 | | 1 | 795090 | < 0.010 | < 0.000146 | | |
| RLG-13-07 | 221 | 222 | 795091 | | 1 | 795091 | < 0.010 | < 0.000146 | | |

| Hole # | from | to | sample # | sample type | width (m) | sample # | FA-AA | FA-AA | Au-GRA-gpt | Au-GRA-opt |
|---|---|---|---|---|---|---|---|---|---|---|
| RLG-13-07 | 222 | 223 | 795092 | | 1 | 795092 | < 0.010 | < 0.000146 | | |
| RLG-13-07 | 223 | 224 | 795093 | | 1 | 795093 | < 0.010 | < 0.000146 | | |
| RLG-13-07 | 224 | 225 | 795094 | | 1 | 795094 | < 0.010 | < 0.000146 | | |
| RLG-13-07 | 225 | 226 | 795095 | | 1 | 795095 | 0.011 | 0.000 | | |
| RLG-13-07 | 226 | 227 | 795096 | | 1 | 795096 | < 0.010 | 0.000 | | |
| RLG-13-07 | 227 | 228 | 795097 | | 1 | 795097 | < 0.010 | 0.000 | | |
| RLG-13-07 | 228 | 229 | 795098 | | 1 | 795098 | < 0.010 | < 0.000146 | | |
| RLG-13-07 | 229 | 230 | 795099 | | 1 | 795099 | < 0.010 | < 0.000146 | | |
| RLG-13-07 | 229 | 230 | 795100 | Duplicate | 1 | 795100 | < 0.010 | 0.000 | | |
| RLG-13-07 | 230 | 231 | 795101 | | 1 | 795101 | < 0.010 | 0.000 | | |
| RLG-13-07 | 231 | 232 | 795102 | | 1 | 795102 | 0.023 | 0.001 | | |
| RLG-13-07 | 232 | 232.6 | 795103 | | 0.6 | 795103 | 0.012 | 0.000 | | |
| RLG-13-07 | 232.6 | 234 | 795104 | | 1.4 | 795104 | < 0.010 | < 0.000146 | | |
| RLG-13-07 | 234 | 235 | 795105 | | 1 | 795105 | < 0.010 | < 0.000146 | | |
| RLG-13-07 | 235 | 236 | 795106 | | 1 | 795106 | < 0.010 | < 0.000146 | | |
| RLG-13-07 | 236 | 237 | 795107 | | 1 | 795107 | < 0.010 | 0.000 | | |
| RLG-13-07 | 237 | 238 | 795108 | | 1 | 795108 | < 0.010 | 0.000 | | |
| RLG-13-07 | 238 | 239 | 795109 | | 1 | 795109 | < 0.010 | 0.000 | | |
| RLG-13-07 | 239 | 240 | 795110 | | 1 | 795110 | 0.013 | 0.000 | | |
| RLG-13-07 | 240 | 240.7 | 795111 | | 0.7 | 795111 | < 0.010 | < 0.000146 | | |
| RLG-13-07 | 240.7 | 241.4 | 795112 | | 0.7 | 795112 | < 0.010 | < 0.000146 | | |
| RLG-13-07 | 241.4 | 242.2 | 795113 | | 0.8 | 795113 | < 0.010 | < 0.000146 | | |
| RLG-13-07 | 242.2 | 243 | 795114 | | 0.8 | 795114 | < 0.010 | < 0.000146 | | |
| RLG-13-07 | 243 | 244 | 795115 | | 1 | 795115 | < 0.010 | < 0.000146 | | |
| RLG-13-07 | 244 | 245 | 795116 | | 1 | 795116 | < 0.010 | < 0.000146 | | |
| RLG-13-07 | 245 | 246 | 795118 | | 1 | 795118 | < 0.010 | < 0.000146 | | |
| RLG-13-07 | 246 | 247 | 795119 | | 1 | 795119 | < 0.010 | 0.000 | | |
| RLG-13-07 | 247 | 248 | 795120 | | 1 | 795120 | < 0.010 | < 0.000146 | | |
| RLG-13-07 | 248 | 249 | 795121 | | 1 | 795121 | < 0.010 | < 0.000146 | | |
| RLG-13-07 | 249 | 250 | 795122 | | 1 | 795122 | 0.018 | 0.001 | | |
| RLG-13-07 | 250 | 251 | 795123 | | 1 | 795123 | 0.013 | 0.000 | | |
| RLG-13-07 | 251 | 252 | 795124 | | 1 | 795124 | 0.013 | 0.000 | | |
| RLG-13-07 | 252 | 253 | 795125 | | 1 | 795125 | < 0.010 | < 0.000146 | | |
| RLG-13-07 | 253 | 254 | 795126 | | 1 | 795126 | < 0.010 | < 0.000146 | | |
| RLG-13-07 | 254 | 255 | 795127 | | 1 | 795127 | 0.013 | 0.000 | | |
| RLG-13-07 | 255 | 256 | 795128 | | 1 | 795128 | < 0.010 | < 0.000146 | | |
| RLG-13-07 | 256 | 257 | 795129 | | 1 | 795129 | < 0.010 | < 0.000146 | | |
| RLG-13-07 | 257 | 258 | 795130 | | 1 | 795130 | 0.022 | 0.001 | | |
| RLG-13-07 | 258 | 259 | 795131 | | 1 | 795131 | 0.011 | 0.000 | | |
| RLG-13-07 | 259 | 260 | 795132 | | 1 | 795132 | < 0.010 | < 0.000146 | | |
| RLG-13-07 | 260 | 261 | 795133 | | 1 | 795133 | < 0.010 | 0.000 | | |
| RLG-13-07 | 261 | 262 | 795135 | | 1 | 795135 | < 0.010 | < 0.000146 | | |
| RLG-13-07 | 262 | 263 | 795136 | | 1 | 795136 | < 0.010 | < 0.000146 | | |
| RLG-13-07 | 263 | 264 | 795137 | | 1 | 795137 | < 0.010 | < 0.000146 | | |
| RLG-13-07 | 264 | 265 | 795138 | | 1 | 795138 | < 0.010 | < 0.000146 | | |
| RLG-13-07 | 265 | 266 | 795139 | | 1 | 795139 | < 0.010 | < 0.000146 | | |
| RLG-13-07 | 266 | 267 | 795140 | | 1 | 795140 | < 0.010 | < 0.000146 | | |
| RLG-13-07 | 267 | 268 | 795141 | | 1 | 795141 | < 0.010 | < 0.000146 | | |
| RLG-13-07 | 268 | 269 | 795142 | | 1 | 795142 | < 0.010 | 0.000 | | |
| RLG-13-07 | 269 | 270 | 795143 | | 1 | 795143 | 0.073 | 0.002 | | |
| RLG-13-07 | 270 | 271 | 795144 | | 1 | 795144 | 0.015 | 0.000 | | |
| RLG-13-07 | 271 | 272 | 795145 | | 1 | 795145 | < 0.010 | 0.000 | | |
| RLG-13-07 | 272 | 273 | 795146 | | 1 | 795146 | < 0.010 | 0.000 | | |
| RLG-13-07 | 273 | 274 | 795147 | | 1 | 795147 | 0.023 | 0.001 | | |
| RLG-13-07 | 274 | 275 | 795148 | | 1 | 795148 | 0.029 | 0.001 | | |

West Red Lake Gold 2013 Assay Table

| Hole # | from | to | sample # | sample type | width (m) | sample # | FA-AA | FA-AA | Au-GRA-gpt | Au-GRA-opt |
|---|---|---|---|---|---|---|---|---|---|---|
| RLG-13-07 | 275 | 276 | 795149 | | 1 | 795149 | 0.02 | 0.001 | | |
| RLG-13-07 | 275 | 276 | 795150 | Duplicate | 1 | 795150 | 0.019 | 0.001 | | |
| RLG-13-07 | 276 | 277 | 795151 | | 1 | 795151 | 0.012 | 0.000 | | |
| RLG-13-07 | 277 | 278 | 795152 | | 1 | 795152 | < 0.010 | < 0.000146 | | |
| RLG-13-07 | 278 | 279 | 795153 | | 1 | 795153 | < 0.010 | < 0.000146 | | |
| RLG-13-07 | 279 | 280 | 795154 | | 1 | 795154 | < 0.010 | < 0.000146 | | |
| RLG-13-07 | 280 | 281 | 795155 | | 1 | 795155 | < 0.010 | < 0.000146 | | |
| RLG-13-07 | 281 | 282 | 795156 | | 1 | 795156 | < 0.010 | < 0.000146 | | |
| RLG-13-07 | 282 | 283 | 795157 | | 1 | 795157 | < 0.010 | 0.000 | | |
| RLG-13-07 | 283 | 284 | 795158 | | 1 | 795158 | < 0.010 | < 0.000146 | | |
| RLG-13-07 | 284 | 285 | 795159 | | 1 | 795159 | < 0.010 | < 0.000146 | | |
| RLG-13-07 | 285 | 286 | 795160 | | 1 | 795160 | < 0.010 | 0.000 | | |
| RLG-13-07 | 286 | 287 | 795161 | | 1 | 795161 | < 0.010 | < 0.000146 | | |
| RLG-13-07 | 287 | 288 | 795162 | | 1 | 795162 | < 0.010 | < 0.000146 | | |
| RLG-13-07 | | | 794867 | Blank | 0 | 794867 | < 0.010 | < 0.000146 | | |
| RLG-13-07 | | | 794884 | Blank | 0 | 794884 | < 0.010 | < 0.000146 | | |
| RLG-13-07 | | | 794917 | Blank | 0 | 794917 | < 0.010 | < 0.000146 | | |
| RLG-13-07 | | | 794967 | Blank | 0 | 794967 | < 0.010 | < 0.000146 | | |
| RLG-13-07 | | | 794984 | Blank | 0 | 794984 | < 0.010 | < 0.000146 | | |
| RLG-13-07 | | | 795017 | Blank | 0 | 795017 | < 0.010 | < 0.000146 | | |
| RLG-13-07 | | | 795067 | Blank | 0 | 795067 | < 0.010 | < 0.000146 | | |
| RLG-13-07 | | | 795084 | Blank | 0 | 795084 | < 0.010 | < 0.000146 | | |
| RLG-13-07 | | | 795117 | Blank | 0 | 795117 | < 0.010 | < 0.000146 | | |
| RLG-13-07 | | | 794934 | Stand Low | 0 | 794934 | 1.863 | 0.054 | | |
| RLG-13-07 | | | 795034 | Stand Low | 0 | 795034 | 1.803 | 0.053 | | |
| RLG-13-07 | | | 795134 | Stand Low | 0 | 795134 | 1.735 | 0.051 | | |
| RLG-13-07 | | | 794900 | Duplicate | 0 | 794900 | 0.013 | 0.000 | | |
| RLG-13-08 | 5 | 6 | 795163 | | 1 | 795163 | 0.345 | 0.010 | | |
| RLG-13-08 | 6 | 7 | 795164 | | 1 | 795164 | < 0.010 | 0.000 | | |
| RLG-13-08 | 7 | 8 | 795165 | | 1 | 795165 | 0.017 | 0.000 | | |
| RLG-13-08 | 8 | 9 | 795166 | | 1 | 795166 | 0.031 | 0.001 | | |
| RLG-13-08 | 9 | 10 | 795168 | | 1 | 795168 | 0.02 | 0.001 | | |
| RLG-13-08 | 10 | 11 | 795169 | | 1 | 795169 | 0.412 | 0.012 | | |
| RLG-13-08 | 11 | 12 | 795170 | | 1 | 795170 | 0.116 | 0.003 | | |
| RLG-13-08 | 12 | 13 | 795171 | | 1 | 795171 | 0.193 | 0.006 | | |
| RLG-13-08 | 13 | 13.9 | 795172 | | 0.9 | 795172 | < 0.010 | 0.000 | | |
| RLG-13-08 | 13.9 | 15 | 795173 | | 1.1 | 795173 | 0.047 | 0.001 | | |
| RLG-13-08 | 15 | 16 | 795174 | | 1 | 795174 | 0.072 | 0.002 | | |
| RLG-13-08 | 16 | 17 | 795175 | | 1 | 795175 | 1.006 | 0.029 | | |
| RLG-13-08 | 17 | 18.5 | 795176 | | 1.5 | 795176 | 0.305 | 0.009 | | |
| RLG-13-08 | 18.5 | 19 | 795177 | | 0.5 | 795177 | 0.17 | 0.005 | | |
| RLG-13-08 | 19 | 20 | 795178 | | 1 | 795178 | 1.044 | 0.030 | | |
| RLG-13-08 | 20 | 21 | 795179 | | 1 | 795179 | 0.111 | 0.003 | | |
| RLG-13-08 | 21 | 22 | 795180 | | 1 | 795180 | 0.553 | 0.016 | | |
| RLG-13-08 | 22 | 23 | 795181 | | 1 | 795181 | 1.795 | 0.052 | | |
| RLG-13-08 | 23 | 24 | 795182 | | 1 | 795182 | 4.529 | 0.132 | | |
| RLG-13-08 | 24 | 25 | 795183 | | 1 | 795183 | < 0.010 | < 0.000146 | | |
| RLG-13-08 | 25 | 26 | 795185 | | 1 | 795185 | 3.351 | 0.098 | | |
| RLG-13-08 | 26 | 27 | 795186 | | 1 | 795186 | 0.117 | 0.003 | | |
| RLG-13-08 | 27 | 28 | 795187 | | 1 | 795187 | 0.045 | 0.001 | | |
| RLG-13-08 | 28 | 29 | 795188 | | 1 | 795188 | 0.049 | 0.001 | | |
| RLG-13-08 | 29 | 30 | 795189 | | 1 | 795189 | < 0.010 | < 0.000146 | | |
| RLG-13-08 | 30 | 31 | 795190 | | 1 | 795190 | < 0.010 | < 0.000146 | | |
| RLG-13-08 | 31 | 32 | 795191 | | 1 | 795191 | 0.016 | 0.000 | | |
| RLG-13-08 | 32 | 33 | 795192 | | 1 | 795192 | 0.201 | 0.006 | | |

| Hole # | from | to | sample # | sample type | width (m) | sample # | FA-AA | FA-AA | Au-GRA-gpt | Au-GRA-opt |
|---|---|---|---|---|---|---|---|---|---|---|
| RLG-13-08 | 33 | 34 | 795193 | | 1 | 795193 | 0.028 | 0.001 | | |
| RLG-13-08 | 34 | 35 | 795194 | | 1 | 795194 | 0.123 | 0.004 | | |
| RLG-13-08 | 35 | 36 | 795195 | | 1 | 795195 | < 0.010 | 0.000 | | |
| RLG-13-08 | 36 | 37 | 795196 | | 1 | 795196 | 0.017 | 0.000 | | |
| RLG-13-08 | 37 | 38 | 795197 | | 1 | 795197 | < 0.010 | 0.000 | | |
| RLG-13-08 | 38 | 39 | 795198 | | 1 | 795198 | 0.016 | 0.000 | | |
| RLG-13-08 | 39 | 40 | 795199 | | 1 | 795199 | 0.095 | 0.003 | | |
| RLG-13-08 | 39 | 40 | 795200 | Duplicate | 1 | 795200 | 0.06 | 0.002 | | |
| RLG-13-08 | 40 | 41 | 795201 | | 1 | 795201 | 0.02 | 0.001 | | |
| RLG-13-08 | 41 | 42 | 795202 | | 1 | 795202 | 0.07 | 0.002 | | |
| RLG-13-08 | 42 | 43 | 795203 | | 1 | 795203 | < 0.010 | 0.000 | | |
| RLG-13-08 | 43 | 44 | 795204 | | 1 | 795204 | 0.035 | 0.001 | | |
| RLG-13-08 | 44 | 45 | 795205 | | 1 | 795205 | 0.02 | 0.001 | | |
| RLG-13-08 | 45 | 46 | 795206 | | 1 | 795206 | 0.019 | 0.001 | | |
| RLG-13-08 | 46 | 47 | 795207 | | 1 | 795207 | 0.02 | 0.001 | | |
| RLG-13-08 | 47 | 48 | 795208 | | 1 | 795208 | 1.371 | 0.040 | | |
| RLG-13-08 | 48 | 49 | 795209 | | 1 | 795209 | 0.95 | 0.028 | | |
| RLG-13-08 | 49 | 50 | 795210 | | 1 | 795210 | 0.083 | 0.002 | | |
| RLG-13-08 | 50 | 51 | 795211 | | 1 | 795211 | 0.084 | 0.002 | | |
| RLG-13-08 | 51 | 52 | 795212 | | 1 | 795212 | 0.083 | 0.002 | | |
| RLG-13-08 | 52 | 53 | 795213 | | 1 | 795213 | < 0.010 | 0.000 | | |
| RLG-13-08 | 53 | 54 | 795214 | | 1 | 795214 | < 0.010 | 0.000 | | |
| RLG-13-08 | 54 | 55 | 795215 | | 1 | 795215 | < 0.010 | < 0.000146 | | |
| RLG-13-08 | 55 | 56 | 795216 | | 1 | 795216 | 0.039 | 0.001 | | |
| RLG-13-08 | 56 | 57 | 795218 | | 1 | 795218 | < 0.010 | 0.000 | | |
| RLG-13-08 | 57 | 58 | 795219 | | 1 | 795219 | 0.014 | 0.000 | | |
| RLG-13-08 | 58 | 59 | 795220 | | 1 | 795220 | 0.016 | 0.000 | | |
| RLG-13-08 | 59 | 60 | 795221 | | 1 | 795221 | 0.012 | 0.000 | | |
| RLG-13-08 | 60 | 61 | 795222 | | 1 | 795222 | 0.027 | 0.001 | | |
| RLG-13-08 | 61 | 62 | 795223 | | 1 | 795223 | 0.092 | 0.003 | | |
| RLG-13-08 | 62 | 63 | 795224 | | 1 | 795224 | 0.033 | 0.001 | | |
| RLG-13-08 | 63 | 64 | 795225 | | 1 | 795225 | 0.016 | 0.000 | | |
| RLG-13-08 | 64 | 65 | 795226 | | 1 | 795226 | 0.01 | 0.000 | | |
| RLG-13-08 | 65 | 66 | 795227 | | 1 | 795227 | 0.051 | 0.002 | | |
| RLG-13-08 | 66 | 67 | 795228 | | 1 | 795228 | < 0.010 | 0.000 | | |
| RLG-13-08 | 67 | 68 | 795229 | | 1 | 795229 | < 0.010 | < 0.000146 | | |
| RLG-13-08 | 68 | 69 | 795230 | | 1 | 795230 | < 0.010 | < 0.000146 | | |
| RLG-13-08 | 69 | 70 | 795231 | | 1 | 795231 | 0.013 | 0.000 | | |
| RLG-13-08 | 70 | 71 | 795232 | | 1 | 795232 | 0.053 | 0.002 | | |
| RLG-13-08 | 71 | 72 | 795233 | | 1 | 795233 | < 0.010 | 0.000 | | |
| RLG-13-08 | 72 | 73 | 795235 | | 1 | 795235 | 0.02 | 0.001 | | |
| RLG-13-08 | 73 | 74 | 795236 | | 1 | 795236 | 0.233 | 0.007 | | |
| RLG-13-08 | 74 | 75 | 795237 | | 1 | 795237 | 0.166 | 0.005 | | |
| RLG-13-08 | 75 | 76 | 795238 | | 1 | 795238 | < 0.010 | < 0.000146 | | |
| RLG-13-08 | 76 | 77 | 795239 | | 1 | 795239 | < 0.010 | < 0.000146 | | |
| RLG-13-08 | 77 | 78 | 795240 | | 1 | 795240 | < 0.010 | < 0.000146 | | |
| RLG-13-08 | 78 | 79 | 795241 | | 1 | 795241 | < 0.010 | 0.000 | | |
| RLG-13-08 | 79 | 80 | 795242 | | 1 | 795242 | < 0.010 | 0.000 | | |
| RLG-13-08 | 80 | 81 | 795243 | | 1 | 795243 | < 0.010 | < 0.000146 | | |
| RLG-13-08 | 81 | 82 | 795244 | | 1 | 795244 | 0.045 | 0.001 | | |
| RLG-13-08 | 82 | 83 | 795245 | | 1 | 795245 | 0.092 | 0.003 | | |
| RLG-13-08 | 83 | 84 | 795246 | | 1 | 795246 | 0.154 | 0.004 | | |
| RLG-13-08 | 84 | 85 | 795247 | | 1 | 795247 | 0.129 | 0.004 | | |
| RLG-13-08 | 85 | 86 | 795248 | | 1 | 795248 | 0.349 | 0.010 | | |
| RLG-13-08 | 86 | 87 | 795250 | Duplicate | 1 | 795250 | 0.04 | 0.001 | | |

| Hole # | from | to | sample # | sample type | width (m) | sample # | FA-AA | FA-AA | Au-GRA-gpt | Au-GRA-opt |
|---|---|---|---|---|---|---|---|---|---|---|
| RLG-13-08 | 86 | 87 | 795249 | | 1 | 795249 | 0.031 | 0.001 | | |
| RLG-13-08 | 87 | 88 | 795251 | | 1 | 795251 | 0.023 | 0.001 | | |
| RLG-13-08 | 88 | 89 | 795252 | | 1 | 795252 | < 0.010 | 0.000 | | |
| RLG-13-08 | 89 | 90 | 795253 | | 1 | 795253 | < 0.010 | 0.000 | | |
| RLG-13-08 | 90 | 91 | 795254 | | 1 | 795254 | < 0.010 | 0.000 | | |
| RLG-13-08 | 91 | 92 | 795255 | | 1 | 795255 | 0.013 | 0.000 | | |
| RLG-13-08 | 92 | 93 | 795256 | | 1 | 795256 | 0.025 | 0.001 | | |
| RLG-13-08 | 93 | 94 | 795257 | | 1 | 795257 | 0.055 | 0.002 | | |
| RLG-13-08 | 94 | 95 | 795258 | | 1 | 795258 | 0.094 | 0.003 | | |
| RLG-13-08 | 95 | 96 | 795259 | | 1 | 795259 | 0.019 | 0.001 | | |
| RLG-13-08 | 96 | 97 | 795260 | | 1 | 795260 | 0.232 | 0.007 | | |
| RLG-13-08 | 97 | 98 | 795261 | | 1 | 795261 | < 0.010 | 0.000 | | |
| RLG-13-08 | 98 | 99 | 795262 | | 1 | 795262 | 0.012 | 0.000 | | |
| RLG-13-08 | 99 | 100 | 795263 | | 1 | 795263 | < 0.010 | < 0.000146 | | |
| RLG-13-08 | 100 | 101 | 795264 | | 1 | 795264 | < 0.010 | < 0.000146 | | |
| RLG-13-08 | 101 | 102 | 795265 | | 1 | 795265 | < 0.010 | < 0.000146 | | |
| RLG-13-08 | 102 | 103 | 795266 | | 1 | 795266 | 0.063 | 0.002 | | |
| RLG-13-08 | 103 | 104 | 795268 | | 1 | 795268 | < 0.010 | 0.000 | | |
| RLG-13-08 | 104 | 105 | 795269 | | 1 | 795269 | < 0.010 | < 0.000146 | | |
| RLG-13-08 | 105 | 106 | 795270 | | 1 | 795270 | < 0.010 | 0.000 | | |
| RLG-13-08 | 106 | 107 | 795271 | | 1 | 795271 | 0.014 | 0.000 | | |
| RLG-13-08 | 107 | 108 | 795272 | | 1 | 795272 | 0.013 | 0.000 | | |
| RLG-13-08 | 108 | 109 | 795273 | | 1 | 795273 | 0.042 | 0.001 | | |
| RLG-13-08 | 109 | 110 | 795274 | | 1 | 795274 | 0.095 | 0.003 | | |
| RLG-13-08 | 110 | 111 | 795275 | | 1 | 795275 | 0.043 | 0.001 | | |
| RLG-13-08 | 111 | 112 | 795276 | | 1 | 795276 | < 0.010 | < 0.000146 | | |
| RLG-13-08 | 112 | 113 | 795277 | | 1 | 795277 | < 0.010 | < 0.000146 | | |
| RLG-13-08 | 113 | 114 | 795278 | | 1 | 795278 | < 0.010 | < 0.000146 | | |
| RLG-13-08 | 114 | 115 | 795279 | | 1 | 795279 | < 0.010 | < 0.000146 | | |
| RLG-13-08 | 115 | 116 | 795280 | | 1 | 795280 | < 0.010 | < 0.000146 | | |
| RLG-13-08 | 116 | 117 | 795281 | | 1 | 795281 | < 0.010 | < 0.000146 | | |
| RLG-13-08 | 117 | 118 | 795282 | | 1 | 795282 | < 0.010 | < 0.000146 | | |
| RLG-13-08 | 118 | 119 | 795283 | | 1 | 795283 | < 0.010 | < 0.000146 | | |
| RLG-13-08 | 119 | 120 | 795285 | | 1 | 795285 | < 0.010 | < 0.000146 | | |
| RLG-13-08 | 120 | 121 | 795286 | | 1 | 795286 | < 0.010 | < 0.000146 | | |
| RLG-13-08 | 121 | 122 | 795287 | | 1 | 795287 | < 0.010 | < 0.000146 | | |
| RLG-13-08 | 122 | 123 | 795288 | | 1 | 795288 | < 0.010 | < 0.000146 | | |
| RLG-13-08 | 123 | 124 | 795289 | | 1 | 795289 | < 0.010 | < 0.000146 | | |
| RLG-13-08 | 124 | 125 | 795290 | | 1 | 795290 | 0.025 | 0.001 | | |
| RLG-13-08 | 125 | 126 | 795291 | | 1 | 795291 | < 0.010 | 0.000 | | |
| RLG-13-08 | 126 | 127 | 795292 | | 1 | 795292 | < 0.010 | < 0.000146 | | |
| RLG-13-08 | 127 | 128 | 795293 | | 1 | 795293 | < 0.010 | < 0.000146 | | |
| RLG-13-08 | 128 | 129 | 795294 | | 1 | 795294 | < 0.010 | < 0.000146 | | |
| RLG-13-08 | 129 | 130 | 795295 | | 1 | 795295 | 0.011 | 0.000 | | |
| RLG-13-08 | 130 | 131 | 795296 | | 1 | 795296 | < 0.010 | < 0.000146 | | |
| RLG-13-08 | 131 | 132 | 795297 | | 1 | 795297 | 0.027 | 0.001 | | |
| RLG-13-08 | 132 | 133 | 795298 | | 1 | 795298 | 0.106 | 0.003 | | |
| RLG-13-08 | 133 | 134 | 795300 | Duplicate | 1 | 795300 | 0.121 | 0.004 | | |
| RLG-13-08 | 133 | 134 | 795299 | | 1 | 795299 | 0.013 | 0.000 | | |
| RLG-13-08 | 134 | 135 | 795301 | | 1 | 795301 | < 0.010 | < 0.000146 | | |
| RLG-13-08 | 135 | 136 | 795302 | | 1 | 795302 | 0.013 | 0.000 | | |
| RLG-13-08 | 136 | 137 | 795303 | | 1 | 795303 | < 0.010 | < 0.000146 | | |
| RLG-13-08 | 137 | 138 | 795304 | | 1 | 795304 | 0.016 | 0.000 | | |
| RLG-13-08 | 138 | 139 | 795305 | | 1 | 795305 | 0.046 | 0.001 | | |
| RLG-13-08 | 139 | 140 | 795306 | | 1 | 795306 | 0.01 | 0.000 | | |

| Hole # | from | to | sample # | sample type | width (m) | sample # | FA-AA | FA-AA | Au-GRA-gpt | Au-GRA-opt |
|---|---|---|---|---|---|---|---|---|---|---|
| RLG-13-08 | 140 | 141 | 795307 | | 1 | 795307 | 0.016 | 0.000 | | |
| RLG-13-08 | 141 | 142 | 795308 | | 1 | 795308 | < 0.010 | < 0.000146 | | |
| RLG-13-08 | 142 | 143 | 795309 | | 1 | 795309 | < 0.010 | < 0.000146 | | |
| RLG-13-08 | 143 | 144 | 795310 | | 1 | 795310 | < 0.010 | < 0.000146 | | |
| RLG-13-08 | 144 | 145 | 795311 | | 1 | 795311 | < 0.010 | < 0.000146 | | |
| RLG-13-08 | 145 | 146 | 795312 | | 1 | 795312 | < 0.010 | < 0.000146 | | |
| RLG-13-08 | 146 | 147 | 795313 | | 1 | 795313 | < 0.010 | 0.000 | | |
| RLG-13-08 | 147 | 148 | 795314 | | 1 | 795314 | 0.011 | 0.000 | | |
| RLG-13-08 | 148 | 149 | 795315 | | 1 | 795315 | < 0.010 | 0.000 | | |
| RLG-13-08 | 149 | 150 | 795316 | | 1 | 795316 | < 0.010 | < 0.000146 | | |
| RLG-13-08 | 150 | 151 | 795318 | | 1 | 795318 | < 0.010 | < 0.000146 | | |
| RLG-13-08 | 151 | 152 | 795319 | | 1 | 795319 | < 0.010 | < 0.000146 | | |
| RLG-13-08 | 152 | 153 | 795320 | | 1 | 795320 | < 0.010 | < 0.000146 | | |
| RLG-13-08 | 153 | 154 | 795321 | | 1 | 795321 | < 0.010 | < 0.000146 | | |
| RLG-13-08 | 154 | 155 | 795322 | | 1 | 795322 | < 0.010 | < 0.000146 | | |
| RLG-13-08 | 155 | 156 | 795323 | | 1 | 795323 | < 0.010 | < 0.000146 | | |
| RLG-13-08 | 156 | 157 | 795324 | | 1 | 795324 | < 0.010 | 0.000 | | |
| RLG-13-08 | 157 | 158 | 795325 | | 1 | 795325 | 0.018 | 0.001 | | |
| RLG-13-08 | 158 | 159 | 795326 | | 1 | 795326 | < 0.010 | < 0.000146 | | |
| RLG-13-08 | 159 | 160 | 795327 | | 1 | 795327 | 0.013 | 0.000 | | |
| RLG-13-08 | 160 | 161 | 795328 | | 1 | 795328 | < 0.010 | < 0.000146 | | |
| RLG-13-08 | 161 | 162 | 795329 | | 1 | 795329 | < 0.010 | < 0.000146 | | |
| RLG-13-08 | 162 | 163 | 795330 | | 1 | 795330 | < 0.010 | < 0.000146 | | |
| RLG-13-08 | 163 | 164 | 795331 | | 1 | 795331 | < 0.010 | 0.000 | | |
| RLG-13-08 | 164 | 165 | 795332 | | 1 | 795332 | 0.022 | 0.001 | | |
| RLG-13-08 | 165 | 166 | 795333 | | 1 | 795333 | < 0.010 | 0.000 | | |
| RLG-13-08 | 166 | 167 | 795335 | | 1 | 795335 | < 0.010 | 0.000 | | |
| RLG-13-08 | 167 | 168 | 795336 | | 1 | 795336 | < 0.010 | < 0.000146 | | |
| RLG-13-08 | 168 | 169 | 795337 | | 1 | 795337 | 0.023 | 0.001 | | |
| RLG-13-08 | 169 | 170 | 795338 | | 1 | 795338 | 0.02 | 0.001 | | |
| RLG-13-08 | 170 | 171.2 | 795339 | | 1.2 | 795339 | 0.028 | 0.001 | | |
| RLG-13-08 | 171.2 | 172 | 795340 | | 0.8 | 795340 | < 0.010 | < 0.000146 | | |
| RLG-13-08 | 172 | 173 | 795341 | | 1 | 795341 | < 0.010 | < 0.000146 | | |
| RLG-13-08 | 173 | 174 | 795342 | | 1 | 795342 | < 0.010 | 0.000 | | |
| RLG-13-08 | 174 | 175 | 795343 | | 1 | 795343 | < 0.010 | < 0.000146 | | |
| RLG-13-08 | 175 | 176 | 795344 | | 1 | 795344 | < 0.010 | 0.000 | | |
| RLG-13-08 | 176 | 177 | 795345 | | 1 | 795345 | < 0.010 | < 0.000146 | | |
| RLG-13-08 | 177 | 178 | 795346 | | 1 | 795346 | 0.013 | 0.000 | | |
| RLG-13-08 | 178 | 179 | 795347 | | 1 | 795347 | 0.034 | 0.001 | | |
| RLG-13-08 | 179 | 180 | 795348 | | 1 | 795348 | < 0.010 | 0.000 | | |
| RLG-13-08 | 180 | 181 | 795349 | | 1 | 795349 | < 0.010 | < 0.000146 | | |
| RLG-13-08 | 180 | 181 | 795350 | Duplicate | 1 | 795350 | < 0.010 | < 0.000146 | | |
| RLG-13-08 | 181 | 182 | 795351 | | 1 | 795351 | 0.02 | 0.001 | | |
| RLG-13-08 | 182 | 183 | 795352 | | 1 | 795352 | 0.01 | 0.000 | | |
| RLG-13-08 | 183 | 184 | 795353 | | 1 | 795353 | < 0.010 | 0.000 | | |
| RLG-13-08 | 184 | 185 | 795354 | | 1 | 795354 | < 0.010 | < 0.000146 | | |
| RLG-13-08 | 185 | 186 | 795355 | | 1 | 795355 | < 0.010 | < 0.000146 | | |
| RLG-13-08 | 186 | 187 | 795356 | | 1 | 795356 | < 0.010 | < 0.000146 | | |
| RLG-13-08 | 187 | 188 | 795357 | | 1 | 795357 | < 0.010 | < 0.000146 | | |
| RLG-13-08 | 188 | 189 | 795358 | | 1 | 795358 | < 0.010 | < 0.000146 | | |
| RLG-13-08 | 189 | 190 | 795359 | | 1 | 795359 | 0.034 | 0.001 | | |
| RLG-13-08 | 190 | 191 | 795360 | | 1 | 795360 | < 0.010 | < 0.000146 | | |
| RLG-13-08 | 191 | 192 | 795361 | | 1 | 795361 | 0.039 | 0.001 | | |
| RLG-13-08 | 192 | 193 | 795362 | | 1 | 795362 | 0.031 | 0.001 | | |
| RLG-13-08 | 193 | 194 | 795363 | | 1 | 795363 | 0.014 | 0.000 | | |

| Hole # | from | to | sample # | sample type | width (m) | sample # | FA-AA | FA-AA | Au-GRA-gpt | Au-GRA-opt |
|---|---|---|---|---|---|---|---|---|---|---|
| RLG-13-08 | 194 | 195 | 795364 | | 1 | 795364 | 0.061 | 0.002 | | |
| RLG-13-08 | 195 | 196 | 795365 | | 1 | 795365 | 0.029 | 0.001 | | |
| RLG-13-08 | 196 | 197 | 795366 | | 1 | 795366 | < 0.010 | 0.000 | | |
| RLG-13-08 | 197 | 198 | 795368 | | 1 | 795368 | 0.053 | 0.002 | | |
| RLG-13-08 | 198 | 199 | 795369 | | 1 | 795369 | 0.028 | 0.001 | | |
| RLG-13-08 | 199 | 200 | 795370 | | 1 | 795370 | < 0.010 | < 0.000146 | | |
| RLG-13-08 | 200 | 201 | 795371 | | 1 | 795371 | 0.011 | 0.000 | | |
| RLG-13-08 | 201 | 202 | 795372 | | 1 | 795372 | 0.172 | 0.005 | | |
| RLG-13-08 | 202 | 203 | 795373 | | 1 | 795373 | 0.021 | 0.001 | | |
| RLG-13-08 | 203 | 204 | 795374 | | 1 | 795374 | 0.011 | 0.000 | | |
| RLG-13-08 | 204 | 205 | 795375 | | 1 | 795375 | 0.016 | 0.000 | | |
| RLG-13-08 | 205 | 206 | 795376 | | 1 | 795376 | 0.011 | 0.000 | | |
| RLG-13-08 | 206 | 207 | 795377 | | 1 | 795377 | < 0.010 | 0.000 | | |
| RLG-13-08 | 207 | 208 | 795378 | | 1 | 795378 | 0.016 | 0.000 | | |
| RLG-13-08 | 208 | 209 | 795379 | | 1 | 795379 | 0.049 | 0.001 | | |
| RLG-13-08 | 209 | 210 | 795380 | | 1 | 795380 | 0.035 | 0.001 | | |
| RLG-13-08 | 210 | 211 | 795381 | | 1 | 795381 | < 0.010 | 0.000 | | |
| RLG-13-08 | 211 | 212 | 795382 | | 1 | 795382 | 0.015 | 0.000 | | |
| RLG-13-08 | 212 | 213 | 795383 | | 1 | 795383 | < 0.010 | 0.000 | | |
| RLG-13-08 | 213 | 214 | 795385 | | 1 | 795385 | < 0.010 | 0.000 | | |
| RLG-13-08 | 214 | 214.9 | 795386 | | 0.9 | 795386 | 0.016 | 0.000 | | |
| RLG-13-08 | 214.9 | 216 | 795387 | | 1.1 | 795387 | 0.018 | 0.001 | | |
| RLG-13-08 | 216 | 217 | 795388 | | 1 | 795388 | 0.066 | 0.002 | | |
| RLG-13-08 | 217 | 218 | 795389 | | 1 | 795389 | < 0.010 | < 0.000146 | | |
| RLG-13-08 | 218 | 219 | 795390 | | 1 | 795390 | < 0.010 | < 0.000146 | | |
| RLG-13-08 | 219 | 220 | 795391 | | 1 | 795391 | 0.012 | 0.000 | | |
| RLG-13-08 | 220 | 221 | 795392 | | 1 | 795392 | < 0.010 | 0.000 | | |
| RLG-13-08 | 221 | 222 | 795393 | | 1 | 795393 | 0.011 | 0.000 | | |
| RLG-13-08 | 222 | 223 | 795394 | | 1 | 795394 | 0.016 | 0.000 | | |
| RLG-13-08 | 223 | 224 | 795395 | | 1 | 795395 | 0.015 | 0.000 | | |
| RLG-13-08 | 224 | 225 | 795396 | | 1 | 795396 | 0.037 | 0.001 | | |
| RLG-13-08 | 225 | 226 | 795397 | | 1 | 795397 | 0.018 | 0.001 | | |
| RLG-13-08 | 226 | 227 | 795398 | | 1 | 795398 | 0.119 | 0.003 | | |
| RLG-13-08 | 227 | 228 | 795399 | | 1 | 795399 | < 0.010 | < 0.000146 | | |
| RLG-13-08 | 227 | 228 | 795400 | Duplicate | 1 | 795400 | < 0.010 | < 0.000146 | | |
| RLG-13-08 | 228 | 229 | 795401 | | 1 | 795401 | 0.015 | 0.000 | | |
| RLG-13-08 | 229 | 230 | 795402 | | 1 | 795402 | 0.029 | 0.001 | | |
| RLG-13-08 | 230 | 231 | 795403 | | 1 | 795403 | 0.016 | 0.000 | | |
| RLG-13-08 | 231 | 232 | 795404 | | 1 | 795404 | 0.015 | 0.000 | | |
| RLG-13-08 | 232 | 233 | 795405 | | 1 | 795405 | 0.102 | 0.003 | | |
| RLG-13-08 | 233 | 234 | 795406 | | 1 | 795406 | < 0.010 | < 0.000146 | | |
| RLG-13-08 | 234 | 235 | 795407 | | 1 | 795407 | < 0.010 | < 0.000146 | | |
| RLG-13-08 | 235 | 236 | 795408 | | 1 | 795408 | < 0.010 | 0.000 | | |
| RLG-13-08 | 236 | 237 | 795409 | | 1 | 795409 | 0.013 | 0.000 | | |
| RLG-13-08 | 237 | 238 | 795410 | | 1 | 795410 | 0.176 | 0.005 | | |
| RLG-13-08 | 238 | 239 | 795411 | | 1 | 795411 | 0.111 | 0.003 | | |
| RLG-13-08 | 239 | 240 | 795412 | | 1 | 795412 | 0.032 | 0.001 | | |
| RLG-13-08 | 240 | 241 | 795413 | | 1 | 795413 | 0.025 | 0.001 | | |
| RLG-13-08 | 241 | 242 | 795414 | | 1 | 795414 | 0.01 | 0.000 | | |
| RLG-13-08 | 242 | 243 | 795415 | | 1 | 795415 | 0.014 | 0.000 | | |
| RLG-13-08 | 243 | 244 | 795416 | | 1 | 795416 | 0.012 | 0.000 | | |
| RLG-13-08 | 244 | 245 | 795418 | | 1 | 795418 | 0.013 | 0.000 | | |
| RLG-13-08 | 245 | 246 | 795419 | | 1 | 795419 | < 0.010 | < 0.000146 | | |
| RLG-13-08 | 246 | 247 | 795420 | | 1 | 795420 | < 0.010 | < 0.000146 | | |
| RLG-13-08 | 247 | 248 | 795421 | | 1 | 795421 | < 0.010 | < 0.000146 | | |

| Hole # | from | to | sample # | sample type | width (m) | sample # | FA-AA | FA-AA | Au-GRA-gpt | Au-GRA-opt |
|---|---|---|---|---|---|---|---|---|---|---|
| RLG-13-08 | 248 | 249 | 795422 | | 1 | 795422 | < 0.010 | 0.000 | | |
| RLG-13-08 | 249 | 249.8 | 795423 | | 0.8 | 795423 | 0.056 | 0.002 | | |
| RLG-13-08 | 249.8 | 251 | 795424 | | 1.2 | 795424 | < 0.010 | < 0.000146 | | |
| RLG-13-08 | 251 | 251.6 | 795425 | | 0.6 | 795425 | < 0.010 | < 0.000146 | | |
| RLG-13-08 | 251.6 | 253 | 795426 | | 1.4 | 795426 | < 0.010 | 0.000 | | |
| RLG-13-08 | 253 | 254.1 | 795427 | | 1.1 | 795427 | 0.015 | 0.000 | | |
| RLG-13-08 | 254.1 | 255 | 795428 | | 0.9 | 795428 | < 0.010 | < 0.000146 | | |
| RLG-13-08 | 255 | 256 | 795429 | | 1 | 795429 | < 0.010 | < 0.000146 | | |
| RLG-13-08 | 256 | 257 | 795430 | | 1 | 795430 | < 0.010 | < 0.000146 | | |
| RLG-13-08 | 257 | 258 | 795431 | | 1 | 795431 | < 0.010 | < 0.000146 | | |
| RLG-13-08 | 258 | 259 | 795432 | | 1 | 795432 | < 0.010 | < 0.000146 | | |
| RLG-13-08 | 259 | 260 | 795433 | | 1 | 795433 | < 0.010 | < 0.000146 | | |
| RLG-13-08 | 260 | 261 | 795435 | | 1 | 795435 | < 0.010 | 0.000 | | |
| RLG-13-08 | 261 | 262 | 795436 | | 1 | 795436 | < 0.010 | < 0.000146 | | |
| RLG-13-08 | 262 | 263 | 795437 | | 1 | 795437 | < 0.010 | < 0.000146 | | |
| RLG-13-08 | 263 | 264 | 795438 | | 1 | 795438 | < 0.010 | < 0.000146 | | |
| RLG-13-08 | 264 | 265 | 795439 | | 1 | 795439 | < 0.010 | < 0.000146 | | |
| RLG-13-08 | 265 | 266 | 795440 | | 1 | 795440 | < 0.010 | < 0.000146 | | |
| RLG-13-08 | 266 | 267 | 795441 | | 1 | 795441 | < 0.010 | < 0.000146 | | |
| RLG-13-08 | 267 | 268 | 795442 | | 1 | 795442 | < 0.010 | < 0.000146 | | |
| RLG-13-08 | 268 | 268.9 | 795443 | | 0.9 | 795443 | < 0.010 | < 0.000146 | | |
| RLG-13-08 | 268.9 | 269.6 | 795444 | | 0.7 | 795444 | < 0.010 | < 0.000146 | | |
| RLG-13-08 | 269.6 | 270.4 | 795445 | | 0.8 | 795445 | 0.011 | 0.000 | | |
| RLG-13-08 | 270.4 | 271 | 795446 | | 0.6 | 795446 | < 0.010 | < 0.000146 | | |
| RLG-13-08 | 271 | 272 | 795447 | | 1 | 795447 | < 0.010 | 0.000 | | |
| RLG-13-08 | 272 | 273 | 795448 | | 1 | 795448 | 0.012 | 0.000 | | |
| RLG-13-08 | 273 | 274 | 795449 | | 1 | 795449 | < 0.010 | < 0.000146 | | |
| RLG-13-08 | 273 | 274 | 795450 | Duplicate | 1 | 795450 | < 0.010 | < 0.000146 | | |
| RLG-13-08 | 274 | 275 | 795451 | | 1 | 795451 | < 0.010 | < 0.000146 | | |
| RLG-13-08 | 275 | 276 | 795452 | | 1 | 795452 | < 0.010 | 0.000 | | |
| RLG-13-08 | 276 | 277 | 795453 | | 1 | 795453 | < 0.010 | < 0.000146 | | |
| RLG-13-08 | 277 | 278 | 795454 | | 1 | 795454 | < 0.010 | < 0.000146 | | |
| RLG-13-08 | 278 | 279 | 795455 | | 1 | 795455 | < 0.010 | < 0.000146 | | |
| RLG-13-08 | 279 | 280 | 795456 | | 1 | 795456 | < 0.010 | < 0.000146 | | |
| RLG-13-08 | 280 | 281 | 795457 | | 1 | 795457 | < 0.010 | 0.000 | | |
| RLG-13-08 | 281 | 282 | 795458 | | 1 | 795458 | < 0.010 | < 0.000146 | | |
| RLG-13-08 | 282 | 283 | 795459 | | 1 | 795459 | < 0.010 | 0.000 | | |
| RLG-13-08 | 283 | 284 | 795460 | | 1 | 795460 | < 0.010 | 0.000 | | |
| RLG-13-08 | 284 | 285 | 795461 | | 1 | 795461 | 0.017 | 0.000 | | |
| RLG-13-08 | 285 | 286 | 795462 | | 1 | 795462 | 0.024 | 0.001 | | |
| RLG-13-08 | 286 | 287 | 795463 | | 1 | 795463 | 0.028 | 0.001 | | |
| RLG-13-08 | 287 | 288 | 795464 | | 1 | 795464 | < 0.010 | 0.000 | | |
| RLG-13-08 | 288 | 289 | 795465 | | 1 | 795465 | 0.013 | 0.000 | | |
| RLG-13-08 | 289 | 290 | 795466 | | 1 | 795466 | < 0.010 | < 0.000146 | | |
| RLG-13-08 | 290 | 291 | 795468 | | 1 | 795468 | < 0.010 | 0.000 | | |
| RLG-13-08 | 291 | 292 | 795469 | | 1 | 795469 | 2.051 | 0.060 | | |
| RLG-13-08 | 292 | 293 | 795470 | | 1 | 795470 | < 0.010 | 0.000 | | |
| RLG-13-08 | 293 | 294 | 795471 | | 1 | 795471 | < 0.010 | < 0.000146 | | |
| RLG-13-08 | 294 | 295 | 795472 | | 1 | 795472 | < 0.010 | < 0.000146 | | |
| RLG-13-08 | 295 | 296 | 795473 | | 1 | 795473 | < 0.010 | < 0.000146 | | |
| RLG-13-08 | 296 | 297 | 795474 | | 1 | 795474 | < 0.010 | < 0.000146 | | |
| RLG-13-08 | 297 | 298 | 795475 | | 1 | 795475 | < 0.010 | < 0.000146 | | |
| RLG-13-08 | 298 | 299 | 795476 | | 1 | 795476 | < 0.010 | 0.000 | | |
| RLG-13-08 | 299 | 300 | 795477 | | 1 | 795477 | < 0.010 | 0.000 | | |
| RLG-13-08 | 300 | 301 | 795478 | | 1 | 795478 | < 0.010 | < 0.000146 | | |

West Red Lake Gold 2013 Assay Table

| Hole # | from | to | sample # | sample type | width (m) | sample # | FA-AA | FA-AA | Au-GRA-gpt | Au-GRA-opt |
|---|---|---|---|---|---|---|---|---|---|---|
| RLG-13-08 | 301 | 302 | 795479 | | 1 | 795479 | < 0.010 | < 0.000146 | | |
| RLG-13-08 | 302 | 303 | 795480 | | 1 | 795480 | < 0.010 | < 0.000146 | | |
| RLG-13-08 | 303 | 304 | 795481 | | 1 | 795481 | < 0.010 | < 0.000146 | | |
| RLG-13-08 | 304 | 305 | 795482 | | 1 | 795482 | < 0.010 | < 0.000146 | | |
| RLG-13-08 | 305 | 306 | 795483 | | 1 | 795483 | < 0.010 | < 0.000146 | | |
| RLG-13-08 | 306 | 307 | 795485 | | 1 | 795485 | 0.011 | 0.000 | | |
| RLG-13-08 | 307 | 308 | 795486 | | 1 | 795486 | < 0.010 | < 0.000146 | | |
| RLG-13-08 | 308 | 309 | 795487 | | 1 | 795487 | < 0.010 | 0.000 | | |
| RLG-13-08 | 309 | 310 | 795488 | | 1 | 795488 | < 0.010 | 0.000 | | |
| RLG-13-08 | 310 | 311 | 795489 | | 1 | 795489 | < 0.010 | < 0.000146 | | |
| RLG-13-08 | 311 | 312 | 795490 | | 1 | 795490 | < 0.010 | 0.000 | | |
| RLG-13-08 | 312 | 313 | 795491 | | 1 | 795491 | < 0.010 | < 0.000146 | | |
| RLG-13-08 | | | 795167 | Blank | 0 | 795167 | < 0.010 | < 0.000146 | | |
| RLG-13-08 | | | 795217 | Blank | 0 | 795217 | < 0.010 | < 0.000146 | | |
| RLG-13-08 | | | 795267 | Blank | 0 | 795267 | < 0.010 | < 0.000146 | | |
| RLG-13-08 | | | 795284 | Blank | 0 | 795284 | < 0.010 | < 0.000146 | | |
| RLG-13-08 | | | 795317 | Blank | 0 | 795317 | < 0.010 | < 0.000146 | | |
| RLG-13-08 | | | 795367 | Blank | 0 | 795367 | < 0.010 | < 0.000146 | | |
| RLG-13-08 | | | 795384 | Blank | 0 | 795384 | < 0.010 | < 0.000146 | | |
| RLG-13-08 | | | 795417 | Blank | 0 | 795417 | < 0.010 | < 0.000146 | | |
| RLG-13-08 | | | 795467 | Blank | 0 | 795467 | < 0.010 | < 0.000146 | | |
| RLG-13-08 | | | 795484 | Blank | 0 | 795484 | < 0.010 | < 0.000146 | | |
| RLG-13-08 | | | 795184 | Stand High | 0 | 795184 | 8.25 | > 0.146000 | 8.25 | 0.241 |
| RLG-13-08 | | | 795334 | Stand Low | 0 | 795334 | 2.035 | 0.059 | | |
| RLG-13-08 | | | 795234 | Stand Low | 0 | 795234 | 1.871 | 0.055 | | |
| RLG-13-08 | | | 795434 | Stand Low | 0 | 795434 | 1.859 | 0.054 | | |

# APPENDIX V

## Expenditure Summary

| WRLG - Goldcorp JV | Transactions by Account | | | As of June 30, 2013 | | |
|---|---|---|---|---|---|---|
| | Type | Date | Num | Name | Memo | Debit |
| 1500 · Assays and Sampling | | | | | | |
| | Bill | 12/02/2013 | Invoice A13-01138 | Activation Laboratories Ltd. | | 977.50 |
| | Bill | 27/02/2013 | Invoice A13-02106 | Activation Laboratories Ltd. | | 5,799.50 |
| | Bill | 05/03/2013 | Invoice A13-02419 | Activation Laboratories Ltd. | | 277.00 |
| | Bill | 07/03/2013 | Invoice A13-01465 | Activation Laboratories Ltd. | | 5,251.00 |
| | Bill | 13/03/2013 | Invoice A13-01139 | Activation Laboratories Ltd. | | 5,677.00 |
| | Bill | 13/03/2013 | Invoice A13-00899B | Activation Laboratories Ltd. | | 10.50 |
| | Bill | 13/03/2013 | Invoice A13-01138B | Activation Laboratories Ltd. | | 10.50 |
| | Bill | 15/03/2013 | Invoice A13-01626 | Activation Laboratories Ltd. | | 7,057.00 |
| | Bill | 15/03/2013 | Invoice A13-01466 | Activation Laboratories Ltd. | | 3,411.50 |
| | Bill | 21/03/2013 | Invoice A13-01940 | Activation Laboratories Ltd. | | 5,218.00 |
| | Bill | 27/03/2013 | Invoice A13-02517 | Activation Laboratories Ltd. | | 13,005.00 |
| | Bill | 29/03/2013 | Invoice A13-01176 | Activation Laboratories Ltd. | | 5,864.50 |
| | Bill | 08/04/2013 | Invoice A13-02517B | Activation Laboratories Ltd. | | 73.50 |
| | Bill | 08/04/2013 | Invoice A13-02106B | Activation Laboratories Ltd. | | 31.50 |
| Total 1500 · Assays and Sampling | | | | | | $52,664 |
| 1525 · Consulting | | | | | | |
| | Bill | 31/01/2013 | Fees | 2325098 Ontario Inc | Geo-Vadim Galkin | 12,000.00 |
| | Bill | 31/01/2013 | ROWAN LAKE | 42.2K Geological Services Inc. | | 332.54 |
| | Bill | 15/02/2013 | ROWAN LAKE | 42.2K Geological Services Inc. | | 8,192.50 |
| | Bill | 28/02/2013 | Feb 15-28-2013 | 42.2K Geological Services Inc. | | 6,044.28 |
| | Bill | 28/02/2013 | Rowan Project | 2325098 Ontario Inc | Geo-Vadim Galkin | 12,000.00 |
| | Bill | 27/03/2013 | March Fees | 2325098 Ontario Inc | Geo-Vadim Galkin | 12,000.00 |
| | Bill | 28/05/2013 | May 2013 Fees | 2325098 Ontario Inc | Geo-Vadim Galkin | 11,796.00 |
| Total 1525 · Consulting | | | | | | $62,365 |
| 1530 · Drilling | | | | | | |
| | Bill | 31/01/2013 | Invoice 19208 | Chibougamau Diamond Drilling Ltd. | | 78,192.63 |
| | Bill | 31/01/2013 | Invoice 19209 | Chibougamau Diamond Drilling Ltd. | | 5,967.75 |
| | Bill | 31/01/2013 | Invoice 19210 | Chibougamau Diamond Drilling Ltd. | | 28,977.30 |
| | Bill | 28/02/2013 | Invoice 19291 | Chibougamau Diamond Drilling Ltd. | | 40,690.95 |
| | Bill | 28/02/2013 | Invoice 19292 | Chibougamau Diamond Drilling Ltd. | | 49,500.50 |
| | Bill | 28/02/2013 | Invoice 19293 | Chibougamau Diamond Drilling Ltd. | | 65,704.75 |
| | Bill | 28/02/2013 | Invoice 19294 | Chibougamau Diamond Drilling Ltd. | | 29,909.00 |
| | Bill | 28/02/2013 | Invoice 19295 | Chibougamau Diamond Drilling Ltd. | | 41,293.50 |
| | Bill | 28/02/2013 | Invoice 19296 | Chibougamau Diamond Drilling Ltd. | | 62,788.70 |
| | Bill | 28/02/2013 | Invoice 19297 | Chibougamau Diamond Drilling Ltd. | | 13,876.94 |
| Total 1530 · Drilling | | | | | | $416,902 |
| | | | | | | |
| 1555 · Core Cutting/Camp Costs/Supplies | | | | | | |
| | | | | | | |
| labour - core splitting, camp management | Bill | 31/01/2013 | ROWAN | Gerald Winterton | camp manager | 4,020.00 |
| | Bill | 19/02/2013 | ROWAN | Gerald Winterton | camp manager | 4,260.00 |
| | Bill | 10/03/2013 | ROWAN | Gerald Winterton | camp manager | 6,750.00 |
| | Bill | 01/02/2013 | ROWAN | John Janovick | core tech | 3,200.00 |
| | Bill | 15/02/2013 | ROWAN | John Janovick | core tech | 2,800.00 |
| | Bill | 10/03/2013 | ROWAN | John Janovick | core tech | 4,000.00 |
| | Bill | 02/02/2013 | ROWAN | Patrick Shaw | cook | 4,500.00 |
| | Bill | 17/02/2013 | ROWAN | Patrick Shaw | cook | 4,500.00 |
| | Bill | 28/02/2013 | ROWAN | Patrick Shaw | cook | 3,300.00 |
| | Bill | 01/02/2013 | ROWAN | Steve Smokovic | core tech | 3,400.00 |

| | Type | Date | Num | Name | Memo | Debit |
|---|---|---|---|---|---|---|
| | Bill | 15/02/2013 | ROWAN | Steve Smokovic | core tech | 2,800.00 |
| | Bill | 09/03/2013 | ROWAN | Steve Smokovic | core tech | 4,000.00 |
| | | | | | | $47,530 |
| | Bill | 28/01/2013 | Invoice 240841 | Esker Logging | road maintenance | 780.00 |
| | Bill | 20/02/2013 | Invoice 240846 | Esker Logging | road maintenance | 750.00 |
| | Bill | 01/02/2013 | Invoice 7555 | Red Lake Home Hardware | camp supplies | 262.83 |
| | Bill | 04/02/2013 | Invoice 7568 | Red Lake Home Hardware | camp supplies | 184.83 |
| | Bill | 06/02/2013 | Invoice 7618 | Red Lake Home Hardware | camp supplies | 39.55 |
| | Bill | 09/02/2013 | INvoice 7655 | Red Lake Home Hardware | camp supplies | 67.60 |
| | Bill | 11/02/2013 | Invoice 7667 | Red Lake Home Hardware | camp supplies | 45.34 |
| | Bill | 25/02/2013 | Invoice 7830 | Red Lake Home Hardware | camp supplies | 216.87 |
| | Bill | 25/02/2013 | Invoice 7730 | Red Lake Home Hardware | camp supplies | 20.36 |
| | Bill | 28/02/2013 | Invoice 7904 | Red Lake Home Hardware | camp supplies | 30.99 |
| | Bill | 28/02/2013 | Invoice 7897 | Red Lake Home Hardware | camp supplies | 74.44 |
| | Bill | 24/01/2013 | Invoice 30891 | Sling -Choker Mfg (Balmertown) Ltd | camp supplies | 21.98 |
| | Bill | 20/01/2013 | Invoice 439150120 | Sobeys Red Lake | camp groceries | 2,183.03 |
| | Bill | 21/01/2013 | Invoice 149580121 | Sobeys Red Lake | camp groceries | 24.78 |
| | Bill | 23/01/2013 | Invoice 440300123 | Sobeys Red Lake | camp groceries | 1,167.72 |
| | Bill | 28/01/2013 | Invoice 221110128 | Sobeys Red Lake | camp groceries | 1,491.16 |
| | Bill | 01/02/2013 | Invoice 181770201 | Sobeys Red Lake | camp groceries | 274.51 |
| | Bill | 04/02/2013 | Invoice 384300204 | Sobeys Red Lake | camp groceries | 1,155.09 |
| | Bill | 06/02/2013 | Invoice 239190206 | Sobeys Red Lake | camp groceries | 114.32 |
| | Bill | 09/02/2013 | INvoice 244820209 | Sobeys Red Lake | camp groceries | 953.49 |
| | Bill | 11/02/2013 | Invoice 3056350211 | Sobeys Red Lake | camp groceries | 6.89 |
| | Bill | 11/02/2013 | Invoice 116360211 | Sobeys Red Lake | camp groceries | 312.22 |
| | Bill | 15/02/2013 | Invoice 32110215 | Sobeys Red Lake | camp groceries | 1,273.98 |
| | Bill | 19/02/2013 | Invoice 139050219 | Sobeys Red Lake | camp groceries | 631.50 |
| | Bill | 23/02/2013 | Invoice 150600223 | Sobeys Red Lake | camp groceries | 884.12 |
| | Bill | 25/02/2013 | Invoice 154910225 | Sobeys Red Lake | camp groceries | 26.18 |
| | Bill | 27/02/2013 | Invoice 160960227 | Sobeys Red Lake | camp groceries | 41.28 |
| | Bill | 28/02/2013 | Invoice 163790228 | Sobeys Red Lake | camp groceries | 166.86 |
| | Bill | 01/03/2013 | Invoice 284020301 | Sobeys Red Lake | camp groceries | 74.06 |
| | Bill | 04/03/2013 | Invoice 175350304 | Sobeys Red Lake | camp groceries | 113.69 |
| | | | | | | $13,390 |
| | | | | | | |
| | | | | | | |
| | Bill | 21/01/2013 | Invoice D53643 | Temiskaming Industrial Mining Equipment | camp supplies | 874.92 |
| | Bill | 11/02/2013 | Invoice D53686 | Temiskaming Industrial Mining Equipment | camp supplies | 874.92 |
| | Bill | 20/02/2013 | Invoice D53711 | Temiskaming Industrial Mining Equipment | camp supplies | 275.00 |
| | Bill | 25/02/2013 | D53718 | Temiskaming Industrial Mining Equipment | camp supplies | 550.00 |
| | Bill | 25/02/2013 | Invoice D53718 | Temiskaming Industrial Mining Equipment | camp supplies | 550.00 |
| | Bill | 11/01/2013 | Invoice 113085 | TJ's Kwik Stop Inc. | gas for truck | 80.87 |
| | Bill | 17/01/2013 | Invoice 137865 | TJ's Kwik Stop Inc. | gas for truck | 158.82 |
| | Bill | 18/01/2013 | Invoice 114511 | TJ's Kwik Stop Inc. | gas for truck | 65.04 |
| | Bill | 19/01/2013 | Invoice 114799 | TJ's Kwik Stop Inc. | gas for truck | 916.58 |
| | Bill | 19/01/2013 | Invoice 114961 | TJ's Kwik Stop Inc. | gas for truck | 1,042.90 |
| | Bill | 21/01/2013 | Invoice 115182 | TJ's Kwik Stop Inc. | gas for truck | 130.09 |
| | Bill | 23/01/2013 | Invoice 115760 | TJ's Kwik Stop Inc. | gas for truck | 219.51 |
| | Bill | 24/01/2013 | Invoice 140326 | TJ's Kwik Stop Inc. | gas for truck | 48.17 |
| | Bill | 24/01/2013 | Invoice 140329 | TJ's Kwik Stop Inc. | gas for truck | 44.99 |
| | Bill | 28/01/2013 | Invoice 141687 | TJ's Kwik Stop Inc. | gas for truck | 202.48 |
| | Bill | 01/02/2013 | Invoice 117871 | TJ's Kwik Stop Inc. | gas for truck | 49.38 |
| | Bill | 04/02/2013 | Invoice 144010 | TJ's Kwik Stop Inc. | gas for truck | 91.25 |
| | Bill | 02/04/2013 | Invoice 144700 | TJ's Kwik Stop Inc. | gas for truck | 58.96 |
| | Bill | 02/04/2013 | Invoice145730 | TJ's Kwik Stop Inc. | gas for truck | 44.23 |

| | Type | Date | Num | Name | Memo | Debit |
|---|---|---|---|---|---|---|
| | Bill | 02/04/2013 | Invoice 145732 | TJ's Kwik Stop Inc. | gas for truck | 156.35 |
| | Bill | 02/04/2013 | Invoice 120236 | TJ's Kwik Stop Inc. | gas for truck | 118.46 |
| | Bill | 02/04/2013 | Invoice 121232 | TJ's Kwik Stop Inc. | gas for truck | 88.46 |
| | Bill | 02/04/2013 | Invoice 149123 | TJ's Kwik Stop Inc. | gas for truck | 236.54 |
| | Bill | 02/04/2013 | Invoice 122337 | TJ's Kwik Stop Inc. | gas for truck | 82.12 |
| | Bill | 02/04/2013 | Invoice 123212 | TJ's Kwik Stop Inc. | gas for truck | 50.30 |
| | Bill | 02/04/2013 | Invoice 123634 | TJ's Kwik Stop Inc. | gas for truck | 200.34 |
| | Bill | 02/04/2013 | Invoice 152038 | TJ's Kwik Stop Inc. | gas for truck | 80.91 |
| | Bill | 02/04/2013 | Invoice 124502 | TJ's Kwik Stop Inc. | gas for truck | 49.66 |
| | Bill | 02/04/2013 | Invoice 124823 | TJ's Kwik Stop Inc. | gas for truck | 47.51 |
| | Bill | 02/04/2013 | Invoice 124849 | TJ's Kwik Stop Inc. | gas for truck | 91.06 |
| | Bill | 02/04/2013 | Invoice 126126 | TJ's Kwik Stop Inc. | gas for truck | 105.55 |
| | Bill | 03/04/2013 | Invoice 164728 | TJ's Kwik Stop Inc. | gas for truck | 87.60 |
| | Bill | 10/04/2013 | Invoice 134348 | TJ's Kwik Stop Inc. | gas for truck | 46.83 |
| | Bill | 23/04/2013 | Invoice 171338 | TJ's Kwik Stop Inc. | gas for truck | 115.59 |
| | Bill | 18/01/2013 | Invoice 20716 | TRY Smith Supply Inc | camp maintenance | 1,172.15 |
| | Bill | 28/01/2013 | Invoice 123493 | TRY Smith Supply Inc | camp maintenance | 79.00 |
| Total 1555 · Core Cutting/Camp Costs/Supplie | | | | | | $9,087 |
| | | | | | | |
| | | | | Total | | $601,938 |
| | | | | | 3283 | m |
| | | | | | $183 | per m |

# APPENDIX VI

**Invoices**

SCANNED
NOV 20 2013
BY:

# CHIBOUGAMAU DIAMOND ~~DRILLING~~ LTD.
# FORAGES CHIBOUGAMAU LTÉE


☐ *SIÈGE SOCIAL*
527, Route 167, C.P. 4
Chibougamau (Québec)
G8P 2K5
**Tél.: 418 748-3977**
**Fax: 418 748-4249**

☐ Bureau
Rouyn-Noranda
(Québec) J9P 6T3
**Tél.: 819 797-9144**
**Fax: 819 797-0946**


*FACTURE*
*INVOICE* **19291**

*DATE*
*DATE* February 28th 2013

MSSI
NOV 20 2013

*PROJET*
*PROJECT* Mt Jamie

*T.P.S./G.S.T.: #R101840965*
*T.V.Q./P.S.T.: #1000363991*

À
TO

**West Red Lake Gold Inc.**
**1105-65 Queen Street West**
**Toronto, On.**
**Canada, M5H 2M5**

***Machine #HC 150-13***

| | | | |
|---|---|---|---|
| | ***Hole#*** ***RLG-13-02*** | | |
| | *NQ Drilling:* | | |
| | From 261 to 300 meters @ 98,00 $ | | 3 822,00 $ |
| | From 300 to 450 meters @ 102,00 $ | | 15 300,00 $ |
| | From 450 to 600 meters @ 108,00 $ | | 16 200,00 $ |
| | *Waterline:* | | |
| 30 | Meters of waterline @$0,30 per 30 meters of wl. | | 101,70 $ |
| | *Reflex test:* | | |
| 1 | Reflex test @ $100 (300m) | | 100,00 $ |
| 6 | Reflex test @ $110 (351,411,462,513,558,600m) | | 660,00 $ |
| | *Material used for the hole:* | | |
| 1 | Pail of rod grease @ 130,00 $ (Feb. 1st) | | 130,00 $ |
| 1 | Pail of DD1200 @ 130,00 $ (Feb. 2nd) | | 130,00 $ |
| 1 | Pail of DD1200 @ 130,00 $ (Feb. 3rd) | | 130,00 $ |
| | *C'y time : For plowing road to camp (Feb. 2nd)* | | |
| 3 | Men hours @ 75,00 $ | | 225,00 $ |
| 3 | Tractor hours @ 90,00 $ | | 270,00 $ |
| | *C'y time : For making set-up (Feb. 3rd)* | | |
| 6 | Men hours @ 75,00 $ | | 450,00 $ |
| 3 | Tractor hours @ 90,00 $ | | 270,00 $ |
| | *Material left in the hole: (Feb. 5th)* | | |
| 7 | Nw casing 3m @ 180,00 $ | | 1 260,00 $ |
| 1 | Nw casing shoe @ 395,00 $ | | 395,00 $ |
| 1 | Nw casing cap @ 50,00 $ | | 50,00 $ |
| | *Miscellaneous:* | | |
| 105 | Nq core trays ( Feb 5th) @ 7,50 $ | | 787,50 $ |
| 10% | For handling | | 409,75 $ |
| | **Sub-Total** | | 40 690,95 $ |
| 13% | HST | | 5 289,82 $ |
| | **Total** | | **45 980,77 $** |

POSTED
PAID

LOGGED
BOOKKEEPER _____
CASH OFFICER _____
ACCOUNTING SUPERVISOR _____
CONTROLLER _____

SCANNED
NOV 20 2013
BY:

# CHIBOUGAMAU DIAMOND DRILLING LTD.
# FORAGES CHIBOUGAMAU LTÉE


☐ *SIÈGE SOCIAL*
527, Route 167, C.P. 4
Chibougamau (Québec)
G8P 2K5
**Tél.: 418 748-3977**
**Fax: 418 748-4249**

☐ Bureau
Rouyn-Noranda
(Québec) J9P 6T3
**Tél.: 819 797-9144**
**Fax: 819 797-0946**


MSSI
NOV 20 2013

*FACTURE*
*INVOICE* **19292**

*DATE*
*DATE* February 28th 2013

*PROJET*
*PROJECT* Mt Jamie

À
TO

**West Red Lake Gold Inc.**
**1105-65 Queen Street West**
**Toronto, On.**
**Canada, M5H 2M5**

***Machine #HC 150-13***

*T.P.S./G.S.T.: #R101840965*
*T.V.Q./P.S.T.: #1000363991*

PAID
POSTED

| | | | | | | | |
|---|---|---|---|---|---|---|---|
| | *C'y time : For moving (Feb. 5th)* | | | | | | |
| 26 | Men hours @ (12 hrs N/C) | | 75,00 $ | | | | 1 050,00 $ |
| 7 | Tractor hours @ (3 hrs N/C) | | 90,00 $ | | | | 360,00 $ |
| | ***Hole#*** | ***RLG-13-03*** | | | | | |
| | *Nw Casing:* | | | | | | |
| | From | 0 | to | 15 | meters @ | 96,00 $ | 1 440,00 $ |
| | From | 15 | to | 30 | meters @ | 99,00 $ | 1 485,00 $ |
| | *NQ Drilling:* | | | | | | |
| | From | 30 | to | 150 | meters @ | 96,00 $ | 11 520,00 $ |
| | From | 150 | to | 300 | meters @ | 98,00 $ | 14 700,00 $ |
| | From | 300 | to | 426 | meters @ | 102,00 $ | 12 852,00 $ |
| | *Waterline:* | | | | | | |
| 150 | Meters of waterline @$0,30 per 30 meters of wl. | | | | | | 639,00 $ |
| | *Reflex test:* | | | | | | |
| 6 | Reflex test @ $100 (39,84,135,189,240,291m) | | | | | | 600,00 $ |
| 3 | Reflex test @ $110 (342,393,426m) | | | | | | 330,00 $ |
| | *Material used for the hole:* | | | | | | |
| 1 | Pail of rod grease @ | | 130,00 $ | (Feb. 7th) | | | 130,00 $ |
| 1 | Pail of DD1200 @ | | 130,00 $ | (Feb. 7th) | | | 130,00 $ |
| 1 | Pail of DD1200 @ | | 130,00 $ | (Feb. 9th) | | | 130,00 $ |
| | *Miscellaneous:* | | | | | | |
| 180 | Nq core trays ( Feb 9th) @ | | 7,50 $ | | | | 1 350,00 $ |
| | *Material left in the hole: (Feb. 10th)* | | | | | | |
| 10 | Nw casing 3m @ | | 180,00 $ | | | | 1 800,00 $ |
| 1 | Nw casing shoe @ | | 395,00 $ | | | | 395,00 $ |
| 1 | Nw casing cap @ | | 50,00 $ | | | | 50,00 $ |
| | *C'y time : For changing dip (Feb. 10th)* | | | | | | |
| 4 | Men hours @ (12 hrs N/C) | | 75,00 $ | | | | 0,00 $ |
| 10% | For handling | | | | | | 539,50 $ |
| | **Sub-Total** | | | | | | 49 500,50 $ |
| 13% | HST | | | | | | 6 435,07 $ |
| | **Total** | | | | | | **55 935,57 $** |

LOGGED
BOOKKEEPER _____
CASH OFFICER _____
ACCOUNTING SUPERVISOR _____
CONTROLLER _____

SCANNED
NOV 20 2013
BY:

# CHIBOUGAMAU DIAMOND DRILLING LTD.
# FORAGES CHIBOUGAMAU LTÉE


☐ *SIÈGE SOCIAL*
527, Route 167, C.P. 4
Chibougamau (Québec)
G8P 2K5
**Tél.: 418 748-3977**
**Fax: 418 748-4249**

☐ Bureau
Rouyn-Noranda
(Québec) J9P 6T3
**Tél.: 819 797-9144**
**Fax: 819 797-0946**


*FACTURE*
*INVOICE* **19293**

MSSI
NOV 20 2013

*DATE*
*DATE* February 28th 2013

*PROJET*
*PROJECT* Mt Jamie

*T.P.S./G.S.T.: #R101840965*
*T.V.Q./P.S.T.: #1000363991*

À
TO

**West Red Lake Gold Inc.**
**1105-65 Queen Street West**
**Toronto, On.**
**Canada, M5H 2M5**

***Machine #HC 150-13***

PAID

| | | | | | | | |
|---|---|---|---|---|---|---|---|
| | ***Hole#*** | ***RLG-13-04*** | | | | | |
| | *Nw Casing:* | | | | | | |
| | From | 0 | to | 15 | meters @ | 96,00 $ | 1 440,00 $ |
| | From | 15 | to | 24 | meters @ | 99,00 $ | 891,00 $ |
| | *NQ Drilling:* | | | | | | |
| | From | 24 | to | 150 | meters @ | 96,00 $ | 12 096,00 $ |
| | From | 150 | to | 300 | meters @ | 98,00 $ | 14 700,00 $ |
| | From | 300 | to | 450 | meters @ | 102,00 $ | 15 300,00 $ |
| | From | 450 | to | 600 | meters @ | 108,00 $ | 16 200,00 $ |
| | *Waterline:* | | | | | | |
| 150 | Meters of waterline @$0,30 per 30 meters of wl. | | | | | | 900,00 $ |
| | *Reflex test:* | | | | | | |
| 6 | Reflex test @ $100 (30,81,138,189,240,291m) | | | | | | 600,00 $ |
| 6 | Reflex test @ $110 (348,399,450,501,552,600m) | | | | | | 660,00 $ |
| | *Material used for the hole:* | | | | | | |
| 1 | Pail of rod grease @ | | | 130,00 $ | (Feb. 12th) | | 130,00 $ |
| 1 | Pail of DD1200 @ | | | 130,00 $ | (Feb. 12th) | | 130,00 $ |
| 1 | Pail of DD1200 @ | | | 130,00 $ | (Feb. 14th) | | 130,00 $ |
| 1 | Pail of DD1200 @ | | | 130,00 $ | (Feb. 15th) | | 130,00 $ |
| | *C'y time : For making set-up (Feb. 14th)* | | | | | | |
| 1,5 | Men hours @ | | | 75,00 $ | | | 112,50 $ |
| 1,5 | Tractor hours @ | | | 90,00 $ | | | 135,00 $ |
| | *Material left in the hole: (Feb. 16th)* | | | | | | |
| 8 | Nw casing 3m @ | | | 180,00 $ | | | 1 440,00 $ |
| 1 | Nw casing shoe @ | | | 395,00 $ | | | 395,00 $ |
| 1 | Nw casing cap @ | | | 50,00 $ | | | 50,00 $ |
| 10% | For handling | | | | | | 265,25 $ |
| | **Sub-Total** | | | | | | 65 704,75 $ |
| 13% | HST | | | | | | 8 541,62 $ |
| | **Total** | | | | | | **74 246,37 $** |

POSTED

LOGGED
BOOKKEEPER _____
CASH OFFICER _____
ACCOUNTING SUPERVISOR _____
CONTROLLER _____

SCANNED

NOV 20 2013

BY:_____


CHIBOUGAMAU DIAMOND DRILLING LTD.
FORAGES CHIBOUGAMAU LTÉE

☐ *SIÈGE SOCIAL*
527, Route 167, C.P. 4
Chibougamau (Québec)
G8P 2K5
**Tél.: 418 748-3977**
**Fax: 418 748-4249**

☐ Bureau
Rouyn-Noranda
(Québec) J9P 6T3
**Tél.: 819 797-9144**
**Fax: 819 797-0946**


*FACTURE*
*INVOICE* **19294**

MSSI
NOV 20 2013

*DATE*
*DATE* February 28th 2013

À
TO

**West Red Lake Gold Inc.**
**1105-65 Queen Street West**
**Toronto, On.**
**Canada, M5H 2M5**

POSTED

*PROJET*
*PROJECT* Mt Jamie

*T.P.S./G.S.T.: #R101840965*
*T.V.Q./P.S.T.: #1000363991*

***Machine #HC 150-13***

PAID

| | | | |
|---|---|---|---|
| | *C'y time : For moving (Feb. 16th)* | | |
| 23 | Men hours @ (12 hrs N/C) | 75,00 $ | 825,00 $ |
| 4 | Tractor hours @ (3 hrs N/C) | 90,00 $ | 90,00 $ |
| | ***Hole#*** ***RLG-13-05*** | | |
| | *Nw Casing:* | | |
| | From 0 to 3 meters @ | 96,00 $ | 288,00 $ |
| | *NQ Drilling:* | | |
| | From 3 to 150 meters @ | 96,00 $ | 14 112,00 $ |
| | From 150 to 249 meters @ | 98,00 $ | 9 702,00 $ |
| | *Waterline:* | | |
| 450 | Meters of waterline @$0,30 per 30 meters of wl. | | 1 120,50 $ |
| | *Reflex test:* | | |
| 6 | Reflex test @ $100 (9,45,96,147,198,249m) | | 600,00 $ |
| | *Miscellaneous:* | | |
| 180 | Nq core trays ( Feb 17th) @ | 7,50 $ | 1 350,00 $ |
| | *Material left in the hole: (Feb. 18th)* | | |
| 1 | Nw casing 3m @ | 180,00 $ | 180,00 $ |
| 1 | Nw casing shoe @ | 395,00 $ | 395,00 $ |
| 1 | Nw casing cap @ | 50,00 $ | 50,00 $ |
| | *C'y time : For making set-up & plowing road (Feb. 18 & 19th)* | | |
| 5 | Men hours @ | 75,00 $ | 375,00 $ |
| 5 | Tractor hours @ | 90,00 $ | 450,00 $ |
| | *C'y time : For changing dip (Feb. 18th)* | | |
| 2 | Men hours @ (12 hrs N/C) | 75,00 $ | 0,00 $ |
| 10% | For handling | | 371,50 $ |
| | **Sub-Total** | | 29 909,00 $ |
| 13% | HST | | 3 888,17 $ |
| | **Total** | | **33 797,17 $** |

LOGGED
BOOKKEEPER _____
CASH OFFICER _____
ACCOUNTING SUPERVISOR _____
CONTROLLER _____

SCANNED

NOV 20 2013

BY:

# CHIBOUGAMAU DIAMOND DRILLING LTD.
# FORAGES CHIBOUGAMAU LTÉE


☐ *SIÈGE SOCIAL*
527, Route 167, C.P. 4
Chibougamau (Québec)
G8P 2K5
**Tél.: 418 748-3977**
**Fax: 418 748-4249**

☐ Bureau
Rouyn-Noranda
(Québec) J9P 6T3
**Tél.: 819 797-9144**
**Fax: 819 797-0946**


*FACTURE*
*INVOICE* **19295**

MSSI
NOV 20 2013

*DATE*
*DATE* February 28th 2013

*PROJET*
*PROJECT* Mt Jamie

*T.P.S./G.S.T.: #R101840965*
*T.V.Q./P.S.T.: #1000363991*

À
TO

**West Red Lake Gold Inc.**
**1105-65 Queen Street West**
**Toronto, On.**
**Canada, M5H 2M5**

***Machine #HC 150-13***

PAID

| | | | | | | | |
|---|---|---|---|---|---|---|---|
| | ***Hole#*** | ***RLG-13-06*** | | | | | |
| | *Nw Casing:* | | | | | | |
| | From | 0 | to | 3 | meters @ | 96,00 $ | 288,00 $ |
| | *NQ Drilling:* | | | | | | |
| | From | 3 | to | 150 | meters @ | 96,00 $ | 14 112,00 $ |
| | From | 150 | to | 300 | meters @ | 98,00 $ | 14 700,00 $ |
| | From | 300 | to | 381 | meters @ | 102,00 $ | 8 262,00 $ |
| | *Waterline:* | | | | | | |
| 450 | Meters of waterline @$0,30 per 30 meters of wl. | | | | | | 1 714,50 $ |
| | *Reflex test:* | | | | | | |
| 6 | Reflex test @ $100 (12,63,114,165,216,267m) | | | | | | 600,00 $ |
| 2 | Reflex test @ $110 (333,378m) | | | | | | 220,00 $ |
| | *Material used for the hole:* | | | | | | |
| 1 | Pail of DD1200 @ | | | 130,00 $ | (Feb. 21st) | | 130,00 $ |
| | *Material left in the hole: (Feb. 21st)* | | | | | | |
| 1 | Nw casing 3m @ | | | 180,00 $ | | | 180,00 $ |
| 1 | Nw casing ,6m @ | | | 110,00 $ | | | 110,00 $ |
| 1 | Nw casing shoe @ | | | 395,00 $ | | | 395,00 $ |
| 1 | Nw casing cap @ | | | 50,00 $ | | | 50,00 $ |
| | *C'y time : For moving (Feb. 21st)* | | | | | | |
| 15 | Men hours @ (12 hrs N/C) | | | 75,00 $ | | | 225,00 $ |
| 5 | Tractor hours @ (3 hrs N/C) | | | 90,00 $ | | | 180,00 $ |
| 10% | For handling | | | | | | 127,00 $ |
| | **Sub-Total** | | | | | | 41 293,50 $ |
| 13% | HST | | | | | | 5 368,16 $ |
| | **Total** | | | | | | **46 661,66 $** |

POSTED

LOGGED
BOOKKEEPER
CASH OFFICER
ACCOUNTING SUPERVISOR
CONTROLLER

Lettrage Waldi Inc.

SCANNED

NOV 20 2013

BY:


CHIBOUGAMAU DIAMOND DRILLING LTD.
FORAGES CHIBOUGAMAU LTÉE

☐ *SIÈGE SOCIAL*
527, Route 167, C.P. 4
Chibougamau (Québec)
G8P 2K5
**Tél.: 418 748-3977**
**Fax: 418 748-4249**

☐ Bureau
Rouyn-Noranda
(Québec) J9P 6T3
**Tél.: 819 797-9144**
**Fax: 819 797-0946**


*FACTURE*
*INVOICE* **19296**

MSSI
NOV 20 2013

*DATE*
*DATE* February 28th 2013

*PROJET*
*PROJECT* Mt Jamie

*T.P.S./G.S.T.: #R101840965*
*T.V.Q./P.S.T.: #1000363991*

À
TO

**West Red Lake Gold Inc.**
**1105-65 Queen Street West**
**Toronto, On.**
**Canada, M5H 2M5**

***Machine #HC 150-13***

PAID

| | | | | | | | |
|---|---|---|---|---|---|---|---|
| | ***Hole#*** | ***RLG-13-07*** | | | | | |
| | *Nw Casing:* | | | | | | |
| | From | 0 | to | 6 | meters @ | 96,00 $ | 576,00 $ |
| | *NQ Drilling:* | | | | | | |
| | From | 6 | to | 150 | meters @ | 96,00 $ | 13 824,00 $ |
| | From | 150 | to | 288 | meters @ | 98,00 $ | 13 524,00 $ |
| | *Waterline:* | | | | | | |
| 420 | Meters of waterline @$0,30 per 30 meters of wl. | | | | | | 1 209,60 $ |
| | *Reflex test:* | | | | | | |
| 6 | Reflex test @ $100 (12,63,117,168,219,288m) | | | | | | 600,00 $ |
| | *Material used for the hole:* | | | | | | |
| 1 | Pail of Rod grease @ | | | 130,00 $ | (Feb. 22nd) | | 130,00 $ |
| 1 | Pail of Rod grease @ | | | 130,00 $ | (Feb. 23rd) | | 130,00 $ |
| 1 | Pail of Rod grease @ | | | 130,00 $ | (Feb. 24th) | | 130,00 $ |
| | *Material left in the hole: (Feb. 24th)* | | | | | | |
| 2 | Nw casing 3m @ | | | 180,00 $ | | | 360,00 $ |
| 1 | Nw casing shoe @ | | | 395,00 $ | | | 395,00 $ |
| 1 | Nw casing cap @ | | | 50,00 $ | | | 50,00 $ |
| | *C'y time : For changing dip (Feb. 24th)* | | | | | | |
| 4 | Men hours @ (12 hrs N/C) | | | 75,00 $ | | | 0,00 $ |
| | ***Hole#*** | ***RLG-13-08*** | | | | | |
| | *Nw Casing:* | | | | | | |
| | From | 0 | to | 6 | meters @ | 96,00 $ | 576,00 $ |
| | *NQ Drilling:* | | | | | | |
| | From | 6 | to | 150 | meters @ | 96,00 $ | 13 824,00 $ |
| | From | 150 | to | 300 | meters @ | 98,00 $ | 14 700,00 $ |
| | From | 300 | to | 313 | meters @ | 102,00 $ | 1 326,00 $ |
| | *Waterline:* | | | | | | |
| 420 | Meters of waterline @$0,30 per 30 meters of wl. | | | | | | 1 314,60 $ |
| 10% | For handling | | | | | | 119,50 $ |
| | **Sub-Total** | | | | | | 62 788,70 $ |
| 13% | HST | | | | | | 8 162,53 $ |
| | **Total** | | | | | | **70 951,23 $** |

POSTED

PAID

LOGGED
BOOKKEEPER
CASH OFFICER
ACCOUNTING SUPERVISOR
CONTROLLER

SCANNED

NOV 20 2013

BY:_____

# CHIBOUGAMAU DIAMOND DRILLING LTD.
# FORAGES CHIBOUGAMAU LTÉE


☐ *SIÈGE SOCIAL*
527, Route 167, C.P. 4
Chibougamau (Québec)
G8P 2K5
**Tél.: 418 748-3977**
**Fax: 418 748-4249**

☐ Bureau
Rouyn-Noranda
(Québec) J9P 6T3
**Tél.: 819 797-9144**
**Fax: 819 797-0946**


*FACTURE*
*INVOICE* **19297**

MSSI
NOV 20 2013

*DATE*
*DATE* February 28th 2013

*PROJET*
*PROJECT* Mt Jamie

*T.P.S./G.S.T.: #R101840965*
*T.V.Q./P.S.T.: #1000363991*

À
TO

**West Red Lake Gold Inc.**
**1105-65 Queen Street West**
**Toronto, On.**
**Canada, M5H 2M5**

***Machine #HC 150-13***

POSTED

| | | | | |
|---|---|---|---|---|
| | ***Hole#*** | ***RLG-13-08*** | | |
| | *Reflex test:* | | | |
| 6 | Reflex test @ $100 (12,63,114,165,216,270m) | | | 600,00 $ |
| 1 | Reflex test @ $110 (313m) | | | 110,00 $ |
| | *Material used for the hole:* | | | |
| 1 | Pail of DD1200 @ | 130,00 $ | (Feb. 26th) | 130,00 $ |
| | *Material left in the hole: (Feb. 24th)* | | | |
| 2 | Nw casing 3m @ | 180,00 $ | | 360,00 $ |
| 1 | Nw casing shoe @ | 395,00 $ | | 395,00 $ |
| 1 | Nw casing cap @ | 50,00 $ | | 50,00 $ |
| | *C'y time : For draining & moving equipment to parking (Feb. 26 & March 2nd)* | | | |
| 13 | Men hours @ | 75,00 $ | | 975,00 $ |
| 3 | Tractor hours @ | 90,00 $ | | 270,00 $ |
| | *Miscellaneous:* | | | |
| 2588,9 | Liters of fuel for camp generator and core shack @ | | 1,17 $ (Feb. 8th) | 3 029,01 $ |
| 2045,1 | Liters of fuel for camp generator and core shack @ | | 1,21 $ (Feb. 25th) | 2 474,57 $ |
| | *Reflex Rental:* | | | |
| 1 | Week rental for a reflex instrument #6711 @ $2600 per month *(From February 22nd to February 28th)* | | | 650,00 $ |
| | *Demobilization for temporary break* | | | 4 000,00 $ |
| 10% | For handling | | | 833,36 $ |
| | **Sub-Total** | | | 13 876,94 $ |
| 13% | HST | | | 1 804,00 $ |
| | **Total** | | | **15 680,94 $** |

PAID

LOGGED
BOOKKEEPER
CASH OFFICER
ACCOUNTING SUPERVISOR
CONTROLLER

CHIBOUGAMAU DIAMOND DRILLING LTD.
FORAGES CHIBOUGAMAU LTÉE

☐ *SIÈGE SOCIAL*
527, Route 167, C.P. 4
Chibougamau (Québec)
G8P 2K5
**Tél.: 418 748-3977**
**Fax: 418 748-4249**

☐ Bureau
Rouyn-Noranda
(Québec) J9P 6T3
**Tél.: 819 797-9144**
**Fax: 819 797-0946**

**19823**

*FACTURE*
*INVOICE*

*DATE*
*DATE*

Oct. 10th 2013

*PROJET*
*PROJECT*

Mt Jamie

M.S.S.I
OCT 28 2013

*T.P.S./G.S.T.: #R101840965*
*T.V.Q./P.S.T.: #1000363991*

À
TO

**West Red Lake Gold Inc.**
**1105-65 Queen Street West**
**Toronto, On.**
**Canada, M5H 2M5**

***Machine #HC 150-13***

SCANNED
OCT 28 2013
BY:

| | | | |
|---|---|---|---|
| | ***Demobilization of equipment from Mount Jamie*** | | |
| | *C'y time : Demobilizing equipment and fixing road.* | | |
| 160 | Km of pick-up @ | 0,75 $ | 120,00 $ |
| 12 | Men hours @ | 75,00 $ | 900,00 $ |
| 5 | Tractor hours @ | 90,00 $ | 450,00 $ |
| 24 | Low bed truck hours @ | 135,00 $ | 3 240,00 $ |
| 10% | For handling | | 471,00 $ |
| | **Sub-Total** | | 5 181,00 $ |
| 13% | HST | | 673,53 $ |
| | **Total** | | **5 854,53 $** |

LOGGED
BOOKKEEPER
CASH OFFICER
ACCOUNTING SUPERVISOR
CONTROLLER

Lettrage Waldi Inc.

Name Patrick Shaw

Address: P.O. Box 47
McKenzie Island, ON.
P0V-2B0

# INVOICE

DATE: Feb. 28, 2013
INVOICE #

**Bill To:**
**Robert Seitz**
**Director; President and CEO**
**Hy Lake Gold Inc**
**Suite 1105, 65 Queen St West**
**Toronto, Ontario Canada**
**M5H 2M5**
**Tel: 416-203-9181**
**Fax: 416-368-1539**
**Email: info@hylake.com**
**Web: www.hylake.com**

**For:**
**Field Geological Services**

M.S.S.I
APR 1 - 2013

| DESCRIPTION | DAYS | RATE/DAY | AMOUNT |
|---|---|---|---|
| [redacted] Rowan Project | | | |
| Cook | 11 DAYS | 300.00 DAY | 3300.00 |
| | | | |
| | | TOTAL | 3300.00 |

Make a check payable to

Name: Patrick Shaw

Signature Patrick

Date: ~~Feb~~ March 4, 2013

LOGGED
BOOKKEEPER
CASH OFFICER
ACCOUNTING SUPERVISOR
CONTROLLER

03/04/2013 13:10 8077352110 BALMERTOWN LIBRARY PAGE 01

**Name** STEVE SMOKOVIC

**Address:** P.O. BOX 153
BALMERTOWN, ON.
P0V-1C0

M.S.S.I **INVOICE**

MAR 13 2013

**DATE:** Mar. 9, 2013
**INVOICE #**

**Bill To:**
**Robert Seitz**
**Director; President and CEO**
~~**Hy Lake Gold Inc**~~ West Red Lake Gold Mines Inc.
**Suite 1105, 65 Queen St West**
**Toronto, Ontario Canada**
**M5H 2M5**
**Tel: 416-203-9181**
**Fax: 416-368-1539**
**Email: info@hylake.com**
**Web: www.hylake.com**

**For:**
**Field Geological Services**

| DESCRIPTION | DAYS | RATE/DAY | AMOUNT |
|---|---|---|---|
| ~~Mount Jamie Project~~ ROWAN MINE PROJECT CUT CORE, HAUL CORE + SAMPLES HAUL WATER, BURN GARBAGE, CAMP MAINTENANCE | FEB. 16 TO FEB. 28 MAR. 1 TO MAR. 7 20 DAYS | $200/DAY | $4000 |
| | | | |
| | | **TOTAL** | $4000 |

Make a check payable to

**Name:** STEVE SMOKOVIC

**Signature** Steve Smokovic

**Date:** Mar. 9, 2013

Rowan Exp.

LOGGED
BOOKKEEPER
CASH OFFICER
ACCOUNTING SUPERVISOR
CONTROLLER

Chq 95

Name JOHN Janovick

M.S.S.I

# INVOICE

MAR 18 2013

Address:
Box #1576
81 Goldshore Rd.
Redlake ON

DATE:
INVOICE #
March 10/13

Bill To: POV 2MO
Robert Seitz
Director; President and CEO
~~Hy Lake Gold Inc~~ West Red Lake Gold Mines Inc.
Suite 1105, 65 Queen St West
Toronto, Ontario Canada
M5H 2M5
Tel: 416-203-9181
Fax: 416-368-1539
Email: info@hylake.com
Web: www.hylake.com

For:
Field Geological Services

| DESCRIPTION | DAYS | RATE/DAY | AMOUNT |
|---|---|---|---|
| Mount Jamie Project<br>Core-Cutting, Camp Maintainance | Feb, 16 2013 - ~~Feb~~, March 7, 2013 | $200 (20 days) | $4,000.00 |
| | | | |
| | | TOTAL | $4,000.00 |

Make a check payable to

Name: John Janovick

Signature

Date:

March 10/13

Rowan Exp.

LOGGED
BOOKKEEPER
CASH OFFICER
ACCOUNTING SUPERVISOR
CONTROLLER

Chq 94

GERALD WINTERTON GST/HST#84154700RT0001

P.O. Box 114, BALMERTOWN, ON. P0V 1C0

Home Phone: 1-807-735-2628

March 10, 2013

M.S.S.I

MAR 18 2013

West Red Lake Gold Mines Inc.
65 Queen Street West, Suite 1105
TORONTO, ON M5H 2M5
Attn.: Mr. Vadim Galkin, VP Exploration

Dear Sir:

**Re: Mt. Jamie Project – Red Lake**

The following is account of activity/hours that I have performed, under your supervision:

| | | | Used my truck |
|---|---|---|---|
| February 16, 2013: | 7:00 am-4:00 pm | 9 hours | - |
| " 17, " : | 7:00 am-4:00 pm | 9 " | - |
| " 18 " : | 7:00 am-5:00 pm | 10 " | - |
| " 19 " : | 7:00 am-5:00 pm | 10 " | - |
| " 20 " : | 7:00 am-5:00 pm | 10 " | - |
| " 21 " : | 7:00 am-4:00 pm | 9 " | - |
| " 22 " : | 7:00 am-5:00 pm | 10 " | - |
| " 23 " : | 7:00 am-4:00 pm | 9 " | $ 100.00 |
| " 24 " : | 7:00 am-5:00 pm | 10 " | 100.00 |
| " 25 " : | 7:00 am-5:00 pm | 10 " | 100,00 |
| " 26 " : | 7:00 am-5:00 pm | 10 " | 100.00 |
| " 27 " : | 7:00 am-5:00 pm | 10 " | 100.00 |
| " 28 " : | 7:00 am-5:00 pm | 10 " | 100.00 |
| March 1 " : | 7:00 am-5:00 pm | 10 " | - |
| " 2 " : | 6:00 am-5:00 pm | 11 " | - |
| " 3 " : | 6:00 am-5:00 pm | 11 " | - |
| " 4 " : | 6:00 am-5:00 pm | 11 " | - |
| " 5 " : | 6:00 am-5:00 pm | 11 " | - |
| " 6 " : | 6:00 am-5:00 pm | 11 " | - |
| " 7 " : | 8:00 am-4:00 pm | 8 " | - |
| " 8 " : | didn't work this day | 0 " | - |
| " 9 " : | 8:00 am-2:00 pm | 6 " | - |
| | | | $ 600.00 |

| | | |
|---|---|---|
| Total hours: | 205 | hrs |
| | X 30.00 | rate per hour |
| TOTAL: | $ 6,150.00 | |
| Use of my truck: | 600.00 | |
| | $ 6,750.00 | |
| GST/HST @ 13% | 877.50 | |
| **GRAND TOTAL due:** | **$ 7,627.50** | |

Rowan Exp.

Chq 93

LOGGED
BOOKKEEPER
CASH OFFICER
ACCOUNTING SUPERVISOR
CONTROLLER